

## World Masters Games - 23/04/2017 to 29/04/2017

## Trusts Arena

## Results - Age Grading: 5 Yr Indiv &amp; 5 yr Multi

## W30 100 Metre

Name	Age Team	Finals	Wind	Age-Grading
Finals				
1 30015 Godfrey, Chantelle	W31 New Zealand	13.43	NWI	13.44 78.11%
2 30037 Iyer, Ugandhrie	W33 New Zealand	13.52	NWI	13.53 77.59%
3 30042 Greer, Calabro	W34 Australia	13.62	NWI	13.63 77.02%
4 30045 McCormack, Kim	W34 New Zealand	13.63	NWI	13.64 76.96%
5 30011 Ebdon, Sarah	W31 New Zealand	14.51	NWI	14.52 72.29%

## W35 100 Metre

Name	Age Team	Finals	Wind	Age-Grading
1 35044 Aguilera Gonzalez,	W37 Chile	13.16	-1.8	13.03 80.55%
2 35041 Excell, Tracy Loui	W37 New Zealand	13.39	-1.8	13.26 79.16%
3 35051 Karja, Dedeh Erawa	W37 Indonesia	13.41	-1.8	13.28 79.05%
4 35004 Banks, Hayley	W35 New Zealand	13.73	-1.8	13.60 77.20%
5 35068 Ariztia, Consuelo	W38 Chile	13.81	-1.8	13.68 76.76%
6 35015 Jones, Joeline	W36 New Zealand	13.88	-1.8	13.75 76.37%
7 35054 Drotsky, Veruschka	W38 New Zealand	18.18	-1.8	18.00 58.31%

## W40 100 Metre

Name	Age Team	Prelims	Wind	Age-Grading	H#
Preliminaries					
1 40082 Pule'anga, Lusia p	W43 New Zealand	13.13Q	-0.9	12.54 83.70%	2
2 40043 Haddon, Olivia	W41 New Zealand	13.71Q	-0.9	13.10 80.16%	1
3 40114 Beamish-White, Ang	W44 New Zealand	14.33Q	-0.9	13.69 76.69%	1
4 40094 Raberts, Olivia Al	W43 India	14.64Q	-0.9	13.98 75.07%	2
5 40032 Bowers, Jennifer	W41 Canada	14.80Q	-0.9	14.14 74.26%	1
6 40109 Leitu, Elisapeta	W44 New Zealand	15.43Q	-0.9	14.74 71.22%	2
7 40058 Bonilla Martinez,	W42 Mexico	15.79q	-0.9	15.08 69.60%	2
8 40061 Hetaraka, Zerena	W42 New Zealand	16.06q	-0.9	15.34 68.43%	1
8 40047 Fougere, Simone	W41 New Zealand	16.06q	-0.9	15.34 68.43%	2

## W40 100 Metre

Name	Age Team	Finals	Wind	Age-Grading
Finals				
1 40082 Pule'anga, Lusia p	W43 New Zealand	13.05	-1.2	12.47 84.21%
2 40043 Haddon, Olivia	W41 New Zealand	13.32	-1.2	12.72 82.51%
3 40114 Beamish-White, Ang	W44 New Zealand	14.23	-1.2	13.59 77.23%
4 40094 Raberts, Olivia Al	W43 India	14.43	-1.2	13.78 76.16%
5 40032 Bowers, Jennifer	W41 Canada	14.81	-1.2	14.15 74.21%
6 40047 Fougere, Simone	W41 New Zealand	15.96	-1.2	15.24 68.86%
7 40058 Bonilla Martinez,	W42 Mexico	16.02	-1.2	15.30 68.60%
8 40061 Hetaraka, Zerena	W42 New Zealand	16.12	-1.2	15.40 68.18%

## World Masters Games - 23/04/2017 to 29/04/2017

## Trusts Arena

## Results - Age Grading: 5 Yr Indiv &amp; 5 yr Multi

## W45 100 Metre

Name	Age Team	Prelims	Wind	Age-Grading	H#
Preliminaries					
1 45023 Lile, Julia	W45 New Zealand	14.34Q	-1.8	13.19 79.57%	2
2 45084 Dunlop-Fraser, Jul	W47 New Zealand	14.74Q	-3.3	13.56 77.41%	1
3 45104 Green, Phillipa	W48 New Zealand	14.52Q	-1.8	13.36 78.58%	2
4 45068 Ingram, Richelle	W47 Australia	14.80Q	-3.3	13.62 77.09%	1
5 45115 Ludbrook, Kim Loui	W48 Australia	15.25Q	-3.3	14.03 74.82%	1
6 45008 Howell, Jacqueline	W45 New Zealand	15.71Q	-1.8	14.45 72.63%	2
7 45058 McMillan, Dale	W49 New Zealand	15.98q	-3.3	14.70 71.40%	1
8 45137 Andrews, Lucy	W49 New Zealand	16.10q	-1.8	14.81 70.87%	2
9 45063 Zuniga, Leila	W47 Canada	16.15	-1.8	14.86 70.65%	2
10 45122 Zammit, Vanessa Jo	W49 Australia	17.93	-1.8	16.49 63.64%	2

## W45 100 Metre

Name	Age Team	Finals	Wind	Age-Grading
Finals				
1 45023 Lile, Julia	W45 New Zealand	14.11	-1.1	12.98 80.86%
2 45084 Dunlop-Fraser, Jul	W47 New Zealand	14.23	-1.1	13.09 80.18%
3 45104 Green, Phillipa	W48 New Zealand	14.43	-1.1	13.27 79.07%
3 45068 Ingram, Richelle	W47 Australia	14.43	-1.1	13.27 79.07%
5 45115 Ludbrook, Kim Loui	W48 Australia	14.92	-1.1	13.73 76.47%
6 45008 Howell, Jacqueline	W45 New Zealand	15.49	-1.1	14.25 73.66%
7 45058 McMillan, Dale	W49 New Zealand	15.78	-1.1	14.52 72.31%
8 45137 Andrews, Lucy	W49 New Zealand	16.02	-1.1	14.74 71.22%

## W50 100 Metre

Name	Age Team	Prelims	Wind	Age-Grading	H#
Preliminaries					
1 50105 Munizaga, Claudia	W52 Chile	13.74Q	-1.5	12.16 86.32%	2
2 50059 Martin, Louise	W51 New Zealand	14.47Q	-1.6	12.80 81.96%	1
3 50173 Wilson, Elizabeth	W54 New Zealand	14.23Q	-1.5	12.59 83.35%	2
4 50086 Carlin, April	W52 Australia	15.03Q	-1.6	13.30 78.91%	1
5 50165 Warbrick, Joy	W54 New Zealand	14.75Q	-1.5	13.05 80.41%	2
6 50021 Roth, Kimberly	W50 Canada	15.59Q	-1.6	13.79 76.07%	1
7 50136 Mistry, Khurshid	W53 India	15.73q	-1.5	13.92 75.40%	2
8 50121 Prasad, Minoti	W53 India	15.86q	-1.6	14.03 74.78%	1
9 50099 Culhane, Sarah	W52 Australia	16.29	-1.6	14.41 72.81%	1
10 50153 Horton, Ruth	W54 Cook Island	17.82	-1.5	15.77 66.55%	2
11 50158 Tamatea-Scown, She	W54 New Zealand	18.47	-1.6	16.34 64.21%	1
12 50117 Becker, Jacolize	W53 New Zealand	21.90	-1.6	19.37 54.16%	1

## W50 100 Metre

Name	Age Team	Finals	Wind	Age-Grading
Finals				
1 50105 Munizaga, Claudia	W52 Chile	13.49	-1.1	11.94 87.92%
2 50173 Wilson, Elizabeth	W54 New Zealand	13.72	-1.1	12.14 86.44%
3 50059 Martin, Louise	W51 New Zealand	14.15	-1.1	12.52 83.82%
4 50165 Warbrick, Joy	W54 New Zealand	14.45	-1.1	12.78 82.08%

## World Masters Games - 23/04/2017 to 29/04/2017

## Trusts Arena

## Results - Age Grading: 5 Yr Indiv &amp; 5 yr Multi

## ...W50 100 Metre

5	50136	Mistry, Khurshid	W53	India	15.06	-1.1	13.32	78.75%
6	50086	Carlin, April	W52	Australia	15.13	-1.1	13.39	78.39%
7	50121	Prasad, Minoti	W53	India	15.48	-1.1	13.70	76.61%
8	50021	Roth, Kimberly	W50	Canada	15.70	-1.1	13.89	75.54%

## W55 100 Metre

Name	Age	Team	Prelims	Wind	Age-Grading	H#			
Preliminaries									
1	55044	Hayman, Jill	W56	New Zealand	14.90Q	-1.3	12.66	82.89%	2
2	55128	Eades, Teresa	W58	United Kingdom	15.78Q	-2.8	13.41	78.26%	1
3	55038	Heyrick, Rosemary	W55	New Zealand	14.95Q	-1.3	12.70	82.61%	2
4	55015	Vershanskaya, Liub	W55	Russia	16.72Q	-2.8	14.20	73.86%	1
5	55046	Shook, Kathleen	W56	United States of	15.03Q	-1.3	12.77	82.17%	2
6	55132	Phelps, Jo	W58	United States of	16.95Q	-2.8	14.40	72.86%	1
7	55028	Stenseth, Maren	W55	United States of	15.55q	-1.3	13.21	79.42%	2
8	55170	Cubban, Ellena	W59	Australia	16.96q	-1.3	14.41	72.82%	2
9	55002	Robertson, Glynis	W55	Australia	18.78	-2.8	15.95	65.76%	1
10	55053	Schraft, Heidi	W56	Canada	20.85	-2.8	17.71	59.23%	1
11	55045	Nair, Savitri	W56	New Zealand	26.40	-2.8	22.42	46.78%	1

## W55 100 Metre

Name	Age	Team	Finals	Wind	Age-Grading	Points			
Finals									
1	55044	Hayman, Jill	W56	New Zealand	14.63	-1.8	12.43	84.42%	10
2	55038	Heyrick, Rosemary	W55	New Zealand	14.69	-1.8	12.48	84.07%	8
3	55046	Shook, Kathleen	W56	United States of	14.73	-1.8	12.51	83.84%	6
4	55028	Stenseth, Maren	W55	United States of	15.47	-1.8	13.14	79.83%	5
5	55128	Eades, Teresa	W58	United Kingdom	15.52	-1.8	13.18	79.57%	4
6	55015	Vershanskaya, Liub	W55	Russia	16.18	-1.8	13.75	76.33%	3
7	55132	Phelps, Jo	W58	United States of	16.56	-1.8	14.07	74.58%	1.50
7	55170	Cubban, Ellena	W59	Australia	16.56	-1.8	14.07	74.58%	1.50

## W60 100 Metre

Name	Age	Team	Prelims	Wind	Age-Grading	H#			
Preliminaries									
1	60075	Carmichael, Catrio	W62	Australia	16.56Q	-3.4	13.48	77.84%	2
2	60043	Ramos do Silva Mor	W61	New Zealand	18.82Q	-1.5	15.32	68.49%	1
3	60134	Dassie, Susan	W64	United Kingdom	16.74Q	-3.4	13.63	77.00%	2
4	60013	Horvath, Gyorgyi	W60	Hungary	21.37Q	-1.5	17.40	60.32%	1
5	60110	Burden, Noeline	W63	New Zealand	17.35Q	-3.4	14.13	74.29%	2
6	60137	Liskova, Jozefa	W64	Slovakia	23.66Q	-1.5	19.26	54.48%	1
7	60108	Murray, Anne	W63	Canada	19.67q	-3.4	16.02	65.53%	2

## W60 100 Metre

Name	Age	Team	Finals	Wind	Age-Grading			
Finals								
1	60075	Carmichael, Catrio	W62	Australia	15.94	-1.5	12.98	80.87%

## World Masters Games - 23/04/2017 to 29/04/2017

## Trusts Arena

## Results - Age Grading: 5 Yr Indiv &amp; 5 yr Multi

## ...W60 100 Metre

2	60134	Dassie, Susan	W64	United Kingdom	16.51	-1.5	13.44	78.07%
3	60148	Dion, Brenda	W60	Canada	16.91	-1.5	13.77	76.23%
4	60110	Burden, Noeline	W63	New Zealand	17.33	-1.5	14.11	74.38%
5	60043	Ramos do Silva Mor	W61	New Zealand	17.76	-1.5	14.46	72.58%
6	60108	Murray, Anne	W63	Canada	19.13	-1.5	15.58	67.38%
7	60013	Horvath, Gyorgyi	W60	Hungary	21.30	-1.5	17.34	60.52%
8	60137	Liskova, Jozefa	W64	Slovakia	23.98	-1.5	19.52	53.75%

## W65 100 Metre

Name	Age	Team	Prelims	Wind	Age-Grading	H#			
Preliminaries									
1	65119	Gower, Sheryl	W69	New Zealand	16.21Q	-1.4	12.63	83.10%	1
2	65048	Bowmar, Nancy	W66	New Zealand	17.63Q	-1.5	13.74	76.40%	2
3	65014	Mason, Jennifer	W65	New Zealand	17.87Q	-1.5	13.92	75.38%	2
4	65101	Deleiros, Anne	W68	New Zealand	18.12Q	-1.4	14.12	74.34%	1
5	65040	Cate, Lorraine	W66	New Zealand	19.23Q	-1.5	14.98	70.05%	2
6	65059	Coneybear, Patrica	W66	New Zealand	20.13Q	-1.4	15.68	66.92%	1
7	65120	Henry, Raewyn	W68	New Zealand	21.70q	-1.5	16.90	62.07%	2
8	65063	Oliver, Violet	W67	New Zealand	23.38q	-1.5	18.21	57.61%	2

## W65 100 Metre

Name	Age	Team	Finals	Wind	Age-Grading			
Finals								
1	65119	Gower, Sheryl	W69	New Zealand	16.21	-2.0	12.63	83.10%
2	65014	Mason, Jennifer	W65	New Zealand	16.61	-2.0	12.94	81.10%
3	65048	Bowmar, Nancy	W66	New Zealand	16.97	-2.0	13.22	79.38%
4	65101	Deleiros, Anne	W68	New Zealand	17.58	-2.0	13.70	76.62%
5	65040	Cate, Lorraine	W66	New Zealand	18.42	-2.0	14.35	73.13%
6	65059	Coneybear, Patrica	W66	New Zealand	20.28	-2.0	15.80	66.42%
7	65063	Oliver, Violet	W67	New Zealand	22.93	-2.0	17.86	58.74%

## W70 100 Metre

Name	Age	Team	Finals	Wind	Age-Grading			
1	70086	Waring, Christine	W73	New Zealand	16.76	-1.8	12.40	84.61%
2	70024	Anderson, Lois	W70	New Zealand	17.65	-1.8	13.06	80.34%
3	70105	Crooke, Margaret	W70	New Zealand	17.89	-1.8	13.24	79.26%
4	70101	Jones, Glenyss	W74	New Zealand	18.82	-1.8	13.92	75.35%
5	70017	Halmova, Annamaria	W70	Slovakia	19.43	-1.8	14.38	72.98%
6	70009	Tong, Lorraine	W70	New Zealand	19.55	-1.8	14.46	72.53%
7	70031	Hartley, Patricia	W70	New Zealand	20.55	-1.8	15.20	69.00%
8	70034	McNeil, Lynn	W71	New Zealand	20.84	-1.8	15.42	68.04%

## W75 100 Metre

Name	Age	Team	Finals	Wind	Age-Grading			
1	75055	Hammond, Judith	W79	New Zealand	20.38	-1.6	14.17	74.04%
2	75034	Sharma, Usha	W78	India	30.29	-1.6	21.06	49.82%
3	75015	Tilak, Shaila	W76	India	31.43	-1.6	21.85	48.01%

## World Masters Games - 23/04/2017 to 29/04/2017

## Trusts Arena

## Results - Age Grading: 5 Yr Indiv &amp; 5 yr Multi

## W80 100 Metre

Name	Age Team	Finals	Wind	Age-Grading
1 80006 Daprano, Jean	W80 United States of	21.50	-1.9	13.81 76.00%

## W85 100 Metre

Name	Age Team	Finals	Wind	Age-Grading
1 85013 Petley, Marcia	W88 New Zealand	24.34	-2.1	14.02 74.82%
2 85006 van der Veeken, Cl	W85 New Zealand	29.27	-2.1	16.86 62.21%

## W100 100 Metre

Name	Age Team	Finals	Wind	Age-Grading
1 10001 Kaur, Man	W101 India	1:14.56	-2.1	20.18 52.00%

## W30 200 Metre

Name	Age Team	Finals	Wind	Age-Grading
1 30037 Iyer, Ugandhrie	W33 New Zealand	26.82	-0.1	26.83 79.57%
2 30042 Greer, Calabro	W34 Australia	27.67	-0.1	27.68 77.12%
3 30011 Ebdon, Sarah	W31 New Zealand	28.74	-0.1	28.75 74.25%
-- 30015 Godfrey, Chantelle	W31 New Zealand	DQ	-0.1	

Rule 163.3

## W35 200 Metre

Name	Age Team	Finals	Wind	Age-Grading
1 35051 Karja, Dedeh Erawa	W37 Indonesia	25.86	0.9	25.09 85.07%
2 35041 Excell, Tracy Loui	W37 New Zealand	26.61	0.9	25.82 82.68%
3 35070 Edwards, Lisa	W38 United States of	26.93	0.9	26.13 81.69%
4 35015 Jones, Joeline	W36 New Zealand	27.47	0.9	26.66 80.09%

## W40 200 Metre

Name	Age Team	Finals	Wind	Age-Grading
1 40082 Pule'anga, Lusia p	W43 New Zealand	26.93	-1.2	25.16 84.81%
2 40051 Gambaro, Catherine	W41 New Zealand	28.84	-1.2	26.95 79.20%
3 40094 Raberts, Olivia Al	W43 India	29.60	-1.2	27.66 77.16%
4 40032 Bowers, Jennifer	W41 Canada	31.10	-1.2	29.06 73.44%
5 40061 Hetaraka, Zerena	W42 New Zealand	32.71	-1.2	30.56 69.83%
6 40109 Leitu, Elisapeta	W44 New Zealand	34.22	-1.2	31.97 66.74%
7 40021 Charles, Virginie	W40 French Polynesia	37.15	-1.2	34.71 61.48%
-- 40043 Haddon, Olivia	W41 New Zealand	DNF	-1.2	

## W45 200 Metre

Name	Age Team	Prelims	Wind	Age-Grading	H#
Preliminaries					
1 45026 Shattky, Anna	W45 New Zealand	27.66Q	-0.3	24.85 85.90%	1
2 45023 Lile, Julia	W45 New Zealand	29.34Q	-0.5	26.36 80.98%	2

## World Masters Games - 23/04/2017 to 29/04/2017

## Trusts Arena

## Results - Age Grading: 5 Yr Indiv &amp; 5 yr Multi

## ...W45 200 Metre

3	45084	Dunlop-Fraser, Jul	W47	New Zealand	29.54Q	-0.3	26.54	80.43%	1
4	45068	Ingram, Richelle	W47	Australia	29.57Q	-0.5	26.56	80.35%	2
5	45115	Ludbrook, Kim Loui	W48	Australia	31.14Q	-0.5	27.97	76.30%	2
6	45058	McMillan, Dale	W49	New Zealand	31.84Q	-0.3	28.60	74.62%	1
7	45008	Howell, Jacqueline	W45	New Zealand	32.02q	-0.5	28.77	74.20%	2
8	45137	Andrews, Lucy	W49	New Zealand	33.33q	-0.3	29.94	71.29%	1
9	45030	Chaffey, Mareea	W45	Australia	34.77	-0.5	31.24	68.33%	2

## W45 200 Metre

Name	Age	Team	Finals	Wind	Age-Grading
------	-----	------	--------	------	-------------

## Finals

1	45026	Shattky, Anna	W45	New Zealand	27.62	0.2	24.81	86.02%
2	45023	Lile, Julia	W45	New Zealand	28.75	0.2	25.83	82.64%
3	45084	Dunlop-Fraser, Jul	W47	New Zealand	28.81	0.2	25.88	82.47%
4	45068	Ingram, Richelle	W47	Australia	29.84	0.2	26.81	79.62%
5	45115	Ludbrook, Kim Loui	W48	Australia	30.86	0.2	27.72	76.99%
6	45058	McMillan, Dale	W49	New Zealand	31.25	0.2	28.07	76.03%
7	45008	Howell, Jacqueline	W45	New Zealand	32.19	0.2	28.92	73.81%
8	45137	Andrews, Lucy	W49	New Zealand	32.55	0.2	29.24	73.00%

## W50 200 Metre

Name	Age	Team	Prelims	Wind	Age-Grading	H#
------	-----	------	---------	------	-------------	----

## Preliminaries

1	50105	Munizaga, Claudia	W52	Chile	28.19Q	-1.3	24.31	87.80%	2
2	50173	Wilson, Elizabeth	W54	New Zealand	28.43Q	-0.6	24.52	87.06%	1
3	50059	Martin, Louise	W51	New Zealand	29.38Q	-0.6	25.34	84.24%	1
4	50136	Mistry, Khurshid	W53	India	31.80Q	-1.3	27.42	77.83%	2
5	50165	Warbrick, Joy	W54	New Zealand	29.91Q	-0.6	25.79	82.75%	1
6	50041	Naran, Luvsan-ish	W50	New Zealand	37.91Q	-1.3	32.69	65.29%	2
7	50086	Carlin, April	W52	Australia	30.91q	-0.6	26.66	80.07%	1
8	50172	Goulter, Anne	W54	New Zealand	33.22q	-0.6	28.65	74.50%	1
9	50154	Teriierooriterai,	W54	French Polynesia	34.86	-0.6	30.06	71.00%	1
10	50158	Tamatea-Scown, She	W54	New Zealand	42.31	-1.3	36.48	58.50%	2

## W50 200 Metre

Name	Age	Team	Finals	Wind	Age-Grading
------	-----	------	--------	------	-------------

## Finals

1	50105	Munizaga, Claudia	W52	Chile	27.89	-0.7	24.05	88.74%
2	50173	Wilson, Elizabeth	W54	New Zealand	27.98	-0.7	24.13	88.46%
3	50059	Martin, Louise	W51	New Zealand	29.15	-0.7	25.14	84.91%
4	50165	Warbrick, Joy	W54	New Zealand	29.77	-0.7	25.67	83.14%
5	50086	Carlin, April	W52	Australia	31.39	-0.7	27.07	78.85%
6	50136	Mistry, Khurshid	W53	India	31.75	-0.7	27.38	77.95%
7	50041	Naran, Luvsan-ish	W50	New Zealand	37.99	-0.7	32.76	65.15%

## World Masters Games - 23/04/2017 to 29/04/2017

## Trusts Arena

## Results - Age Grading: 5 Yr Indiv &amp; 5 yr Multi

## W55 200 Metre

Name	Age	Team	Prelims	Wind	Age-Grading	H#
Preliminaries						
1 55046 Shook, Kathleen	W56	United States of	30.20Q	-1.2	24.96 85.53%	1
2 55038 Heyrick, Rosemary	W55	New Zealand	30.68Q	-0.5	25.35 84.19%	2
3 55044 Hayman, Jill	W56	New Zealand	30.92Q	-0.5	25.55 83.54%	2
4 55015 Vershanskaya, Liub	W55	Russia	34.23Q	-1.2	28.29 75.46%	1
5 55079 Welbourn, Elizabet	W56	United Kingdom	32.70Q	-0.5	27.02 78.99%	2
6 55031 Graham, Kathryn	W55	New Zealand	34.53Q	-1.2	28.53 74.80%	1
7 55132 Phelps, Jo	W58	United States of	35.61q	-0.5	29.43 72.54%	2
8 55170 Cubban, Ellena	W59	Australia	36.26q	-1.2	29.96 71.24%	1
9 55041 Johnston, Lysten	W55	French Polynesia	38.43	-1.2	31.76 67.21%	1
10 55115 Archibald, Sandra	W58	Canada	41.29	-0.5	34.12 62.56%	2
11 55053 Schraft, Heidi	W56	Canada	43.02	-0.5	35.55 60.04%	2
12 55092 Peksis, Julie	W57	Australia	44.08	-1.2	36.42 58.60%	1
13 55045 Nair, Savitri	W56	New Zealand	55.57	-1.2	45.92 46.48%	1

## W55 200 Metre

Name	Age	Team	Finals	Wind	Age-Grading	Points
Finals						
1 55046 Shook, Kathleen	W56	United States of	29.44	+0.0	24.33 87.74%	
2 55044 Hayman, Jill	W56	New Zealand	30.29	+0.0	25.03 85.28%	
3 55038 Heyrick, Rosemary	W55	New Zealand	30.44	+0.0	25.15 84.86%	
4 55079 Welbourn, Elizabet	W56	United Kingdom	31.72	+0.0	26.21 81.43%	
5 55132 Phelps, Jo	W58	United States of	35.11	+0.0	29.01 73.57%	
6 55170 Cubban, Ellena	W59	Australia	35.93	+0.0	29.69 71.89%	
-- 55031 Graham, Kathryn	W55	New Zealand	DNF	+0.0		

## W60 200 Metre

Name	Age	Team	Finals	Wind	Age-Grading	Points
1 60075 Carmichael, Catrio	W62	Australia	35.34	-1.2	27.93 76.43%	
2 60110 Burden, Noeline	W63	New Zealand	37.21	-1.2	29.41 72.59%	
3 60043 Ramos do Silva Mor	W61	New Zealand	39.47	-1.2	31.19 68.43%	
4 60108 Murray, Anne	W63	Canada	40.50	-1.2	32.01 66.69%	

## W65 200 Metre

Name	Age	Team	Finals	Wind	Age-Grading	Points
1 65018 Kirkman, Gail	W65	New Zealand	31.66	-0.9	23.88 89.36%	
2 65119 Gower, Sheryl	W69	New Zealand	33.01	-0.9	24.90 85.70%	
3 65036 Baker, Joy	W65	New Zealand	35.79	-0.9	27.00 79.04%	
4 65049 Ashe, Tui	W66	New Zealand	37.56	-0.9	28.33 75.32%	
5 65099 Ayur, Gunchin	W68	Mongolia	47.04	-0.9	35.48 60.14%	

## W70 200 Metre

Name	Age	Team	Finals	Wind	Age-Grading	Points
1 70070 Allison, Marjorie	W72	Australia	33.00	-0.6	23.33 91.48%	
2 70086 Waring, Christine	W73	New Zealand	35.31	-0.6	24.96 85.50%	

## World Masters Games - 23/04/2017 to 29/04/2017

## Trusts Arena

## Results - Age Grading: 5 Yr Indiv &amp; 5 yr Multi

## ...W70 200 Metre

3	70024	Anderson, Lois	W70	New Zealand	36.79	-0.6	26.01	82.06%
4	70101	Jones, Glenyss	W74	New Zealand	39.54	-0.6	27.95	76.35%
5	70017	Halmova, Annamaria	W70	Slovakia	41.12	-0.6	29.07	73.42%
6	70087	Kazakova, Nina	W73	Russia	43.91	-0.6	31.04	68.75%

## W80 200 Metre

Name	Age	Team	Finals	Wind	Age-Grading	Points
1 80006 Daprano, Jean	W80	United States of	43.12	-1.9	25.26	84.51%

## W85 200 Metre

Name	Age	Team	Finals	Wind	Age-Grading	Points
1 85013 Petley, Marcia	W88	New Zealand	54.50	-1.9	26.88	79.39%

## W90+ 200 Metre

Name	Age	Team	Finals	Wind	Age-Grading	Points
1 10001 Kaur, Man	W101	India	2:58.89	-1.9	34.30	62.23%

## W30 400 Metre

Name	Age	Team	Finals	Age-Grading	Points
1 30015 Godfrey, Chantelle	W31	New Zealand	1:00.73	1:00.74	78.38%
2 30011 Ebdon, Sarah	W31	New Zealand	1:07.49	1:07.50	70.53%
3 30018 Kolhapure, Sheetal	W31	India	1:09.25	1:09.26	68.74%
4 30048 Sims, Alison	W34	Australia	1:13.24	1:13.25	64.99%

## W35 400 Metre

Name	Age	Team	Finals	Age-Grading	Points
1 35015 Jones, Joeline	W36	New Zealand	1:03.39	1:02.12	76.64%
2 35070 Edwards, Lisa	W38	United States of	1:06.56	1:05.23	72.99%

## W40 400 Metre

Name	Age	Team	Prelims	Age-Grading	H#
Preliminaries					
1 40059 Briffa, Renee	W42	Australia	1:02.54Q	58.74	81.05% 2
2 40043 Haddon, Olivia	W41	New Zealand	1:04.84Q	1:00.90	78.18% 1
3 40082 Pule'anga, Lusia p	W43	New Zealand	1:02.61Q	58.80	80.96% 2
4 40004 Van Den Bulk, Jean	W40	Canada	1:05.57Q	1:01.58	77.31% 1
5 40051 Gambaro, Catherine	W41	New Zealand	1:05.06Q	1:01.10	77.91% 2
6 40074 Rowberry, Rachael	W42	New Zealand	1:06.85Q	1:02.78	75.83% 1
7 40094 Raberts, Olivia Al	W43	India	1:10.72q	1:06.42	71.68% 1
8 40081 Lee, Vivian Wing-s	W43	S.A.R China	1:12.30q	1:07.90	70.11% 1
9 40021 Charles, Virginie	W40	French Polynesia	1:41.23	1:35.07	50.07% 2



**World Masters Games - 23/04/2017 to 29/04/2017****Trusts Arena****Results - Age Grading: 5 Yr Indiv & 5 yr Multi****W40 400 Metre**

Name	Age Team	Finals	Age-Grading Points
Finals			
1 40004 Van Den Bulk, Jean	W40 Canada	1:00.66	56.97 83.56%
2 40059 Briffa, Renee	W42 Australia	1:01.83	58.07 81.98%
3 40082 Pule'anga, Lusia p	W43 New Zealand	1:03.46	59.60 79.88%
4 40051 Gambaro, Catherine	W41 New Zealand	1:05.02	1:01.07 77.96%
5 40074 Rowberry, Rachael	W42 New Zealand	1:07.45	1:03.35 75.15%
6 40094 Raberts, Olivia Al	W43 India	1:09.21	1:05.00 73.24%
7 40081 Lee, Vivian Wing-s	W43 S.A.R China	1:12.94	1:08.50 69.50%

**W45 400 Metre**

Name	Age Team	Finals	Age-Grading Points
1 45105 Savidova, Tamara	W48 Russia	1:06.67	59.89 79.48%
2 45068 Ingram, Richelle	W47 Australia	1:11.30	1:04.05 74.32%
3 45058 McMillan, Dale	W49 New Zealand	1:12.11	1:04.78 73.48%
4 45137 Andrews, Lucy	W49 New Zealand	1:13.01	1:05.59 72.58%
5 45034 Nayee, Jayshreeben	W46 New Zealand	1:47.18	1:36.28 49.44%

**W50 400 Metre**

Name	Age Team	Finals	Age-Grading Points
1 50173 Wilson, Elizabeth	W54 New Zealand	1:04.58	55.38 85.96%
2 50059 Martin, Louise	W51 New Zealand	1:08.11	58.41 81.50%
3 50141 Morgunova, Alexand	W53 Russia	1:14.47	1:03.86 74.54%
4 50068 Finegan, Geraldine	W51 Ireland	1:15.12	1:04.42 73.90%
5 50086 Carlin, April	W52 Australia	1:15.90	1:05.09 73.14%
6 50129 Hulena, Karen	W53 New Zealand	1:20.92	1:09.39 68.60%
7 50041 Naran, Luvsan-ish	W50 New Zealand	1:34.02	1:20.63 59.04%

**W55 400 Metre**

Name	Age Team	Finals	Age-Grading Points
1 55046 Shook, Kathleen	W56 United States of	1:09.37	56.66 84.01%
2 55038 Heyrick, Rosemary	W55 New Zealand	1:10.88	57.89 82.22%
3 55041 Johnston, Lysten	W55 French Polynesia	1:32.78	1:15.78 62.82%
4 55115 Archibald, Sandra	W58 Canada	1:39.20	1:21.02 58.75%

**W60 400 Metre**

Name	Age Team	Finals	Age-Grading Points
1 60136 Feltz, Deborah	W64 United States of	1:22.27	1:03.48 75.00%
2 60058 Bernett, Tracey	W61 United States of	1:26.45	1:06.70 71.37%
3 60074 Erdenechimeg, Nats	W62 Mongolia	1:27.58	1:07.57 70.45%

**W65 400 Metre**

Name	Age Team	Finals	Age-Grading Points
1 65018 Kirkman, Gail	W65 New Zealand	1:12.72	52.37 90.90%

## World Masters Games - 23/04/2017 to 29/04/2017

## Trusts Arena

## Results - Age Grading: 5 Yr Indiv &amp; 5 yr Multi

## ...W65 400 Metre

2	65030	Laban, Elizabeth	W65	New Zealand	1:14.74	53.83	88.44%
3	65053	Smith, Jennifer	W66	New Zealand	1:20.13	57.71	82.49%
4	65119	Gower, Sheryl	W69	New Zealand	1:23.39	1:00.05	79.27%
5	65036	Baker, Joy	W65	New Zealand	1:26.40	1:02.22	76.50%
6	65099	Ayur, Gunchin	W68	Mongolia	1:55.05	1:22.85	57.45%

## W70 400 Metre

Name	Age	Team	Finals	Age-Grading	Points
1 70070 Allison, Marjorie	W72	Australia	1:19.86	52.73	90.28%
2 70086 Waring, Christine	W73	New Zealand	1:26.73	57.26	83.13%
3 70090 Mercer, Erica	W73	Argentina	1:37.69	1:04.50	73.80%
4 70087 Kazakova, Nina	W73	Russia	1:42.25	1:07.51	70.51%
5 70008 Farmer, Maureen	W70	New Zealand	1:45.45	1:09.62	68.37%
6 70063 Rocnakova, Milosla	W72	Czech Republic	1:46.64	1:10.41	67.61%
7 70053 Frable, Kathleen	W71	United States of	1:46.96	1:10.62	67.41%

## W80 400 Metre

Name	Age	Team	Finals	Age-Grading	Points
1 80006 Daprano, Jean	W80	United States of	1:45.37	52.96	89.88%

## W30 1500 Metre

Name	Age	Team	Finals	Age-Grading	Points
1 30018 Kolhapure, Sheetal	W31	India	5:50.75	5:50.76	66.28%
2 30048 Sims, Alison	W34	Australia	5:54.87	5:54.88	65.51%
3 30040 Jadhav, Sherya Sac	W34	India	7:40.33	7:40.34	50.50%

## W35 1500 Metre

Name	Age	Team	Finals	Age-Grading	Points
1 35033 Winkler, Tamara	W37	Switzerland	4:49.18	4:45.48	81.43%
2 35009 Jadhav, Shubhangi	W36	India	6:15.18	6:10.38	62.76%

## W40 1500 Metre

Name	Age	Team	Finals	Age-Grading	Points
1 40039 McRae, Anna	W41	New Zealand	5:30.61	5:12.66	74.35%

## W45 1500 Metre

Name	Age	Team	Finals	Age-Grading	Points
1 45047 Malmberg, Ceilla H	W46	Australia	5:11.61	4:41.76	82.51%
2 45072 Bacon, Catherine	W47	New Zealand	5:44.96	5:11.92	74.53%
3 45137 Andrews, Lucy	W49	New Zealand	5:48.01	5:14.68	73.88%
4 45076 Rodrigues Legal, I	W47	Brazil	6:09.64	5:34.23	69.55%

**World Masters Games - 23/04/2017 to 29/04/2017****Trusts Arena****Results - Age Grading: 5 Yr Indiv & 5 yr Multi****W50 1500 Metre**

Name	Age Team	Finals	Age-Grading Points
1 50148 Gibbs, Sally	W53 New Zealand	4:59.95	4:18.77 89.84%
2 50138 Hunt, Sally	W53 Australia	5:47.09	4:59.44 77.64%
3 50018 Smith, Corinne	W50 New Zealand	6:06.39	5:16.09 73.55%

**W55 1500 Metre**

Name	Age Team	Finals	Age-Grading Points
1 55130 Basman, Robyn	W58 Australia	5:19.44	4:22.33 88.62%
2 55030 Gunn, Victoria	W55 Australia	5:26.62	4:28.23 86.67%
3 55005 Stewart, Wendy	W55 Australia	5:40.13	4:39.32 83.23%
4 55078 Smith, Carolyn	W56 New Zealand	5:41.52	4:40.46 82.89%
5 55092 Peksis, Julie	W57 Australia	6:46.29	5:33.65 69.68%
6 55109 Lewis, Patricia	W57 Australia	7:22.77	6:03.61 63.94%
7 55053 Schraft, Heidi	W56 Canada	8:02.04	6:35.86 58.73%
8 55071 D Souza, Tereza Th	W56 India	8:07.23	6:40.12 58.10%

**W60 1500 Metre**

Name	Age Team	Finals	Age-Grading Points
1 60028 Adamson, Christine	W60 New Zealand	5:52.51	4:33.52 84.99%
2 60058 Bernett, Tracey	W61 United States of	6:18.95	4:54.03 79.06%
3 60136 Feltz, Deborah	W64 United States of	6:27.25	5:00.47 77.37%
4 60087 Baker, Robyn	W62 Australia	7:30.96	5:49.90 66.44%

**W65 1500 Metre**

Name	Age Team	Finals	Age-Grading Points
1 65053 Smith, Jennifer	W66 New Zealand	6:54.64	5:00.29 77.42%
2 65054 Falkner, Beverley	W66 New Zealand	7:36.50	5:30.60 70.32%
3 65090 Ramond, Evelyne	W68 French Polynesia	7:46.85	5:38.10 68.76%

**W70 1500 Metre**

Name	Age Team	Finals	Age-Grading Points
1 70090 Mercer, Erica	W73 Argentina	7:48.22	5:10.67 74.83%
2 70087 Kazakova, Nina	W73 Russia	7:51.23	5:12.67 74.35%
3 70053 Frable, Kathleen	W71 United States of	7:52.35	5:13.41 74.18%
4 70063 Rocnakova, Milosla	W72 Czech Republic	7:53.34	5:14.07 74.02%
5 70008 Farmer, Maureen	W70 New Zealand	7:57.52	5:16.84 73.37%

**W80 1500 Metre**

Name	Age Team	Finals	Age-Grading Points
1 80006 Daprano, Jean	W80 United States of	8:00.95	4:02.74 95.77%

## World Masters Games - 23/04/2017 to 29/04/2017

## Trusts Arena

## Results - Age Grading: 5 Yr Indiv &amp; 5 yr Multi

## W30 5000 Metre

Name	Age Team	Finals	Age-Grading
1 30040 Jadhav, Sherya Sac	W34 India	28:21.56	28:21.57 50.82%

## W35 5000 Metre

Name	Age Team	Finals	Age-Grading
1 35007 Angland, Melanie	W35 New Zealand	18:53.19	1:53.32763.05%
2 35042 Scarth, Anna	W37 United Kingdom	22:20.12	2:14.02645.23%
3 35036 Lenz, Tanja	W37 New Zealand	22:27.01	2:14.71641.93%
4 35013 Romanoviene, Jekte	W35 Lithuania	25:04.77	2:30.48574.63%
5 35043 Roberts, Ainsley	W37 Australia	27:12.43	2:43.25529.69%

## W40 5000 Metre

Name	Age Team	Finals	Age-Grading
1 40096 Plummer, Deborah	W43 New Zealand	19:16.99	18:50.96 76.46%
2 40039 McRae, Anna	W41 New Zealand	19:49.41	19:22.65 74.37%
3 40090 Marusakova, Jana	W43 New Zealand	20:45.74	20:17.72 71.01%

## W45 5000 Metre

Name	Age Team	Finals	Age-Grading
1 45047 Malmberg, Ceilla H	W46 Australia	19:36.18	17:56.21 80.35%
2 45091 Mayne, Kylie	W47 Australia	21:22.13	19:33.15 73.71%
3 45137 Andrews, Lucy	W49 New Zealand	21:41.11	19:50.52 72.63%
4 45108 Bray, Peta	W48 Australia	22:53.28	20:56.56 68.81%
5 45076 Rodrigues Legal, I	W47 Brazil	23:00.62	21:03.27 68.45%

## W50 5000 Metre

Name	Age Team	Finals	Age-Grading
1 50148 Gibbs, Sally	W53 New Zealand	17:59.92	15:42.24 91.77%
2 50138 Hunt, Sally	W53 Australia	21:23.24	18:39.63 77.23%
3 50018 Smith, Corinne	W50 New Zealand	21:49.20	19:02.28 75.70%
4 50101 Dyer, Rosalind	W52 Australia	27:50.57	24:17.58 59.32%
5 50095 Sano, Judith	W52 Canada	32:03.42	27:58.19 51.52%
-- 50113 Gillasevicine, Reg	W53 Lithuania	DNF	

## W55 5000 Metre

Name	Age Team	Finals	Age-Grading
1 55083 Green, Diane	W57 Australia	21:25.36	17:46.85 81.05%
2 55005 Stewart, Wendy	W55 Australia	22:18.13	18:30.65 77.85%
3 55112 Petley, Karen	W57 New Zealand	23:02.96	19:07.86 75.33%
4 55131 Meunier, Dominique	W58 French Polynesia	23:30.82	19:30.99 73.84%
5 55155 Nagyne Kotroczo, A	W59 Hungary	26:08.01	21:41.45 66.44%
6 55109 Lewis, Patricia	W57 Australia	26:18.14	21:49.86 66.01%
7 55161 Grimmett, Teresa	W59 New Zealand	26:18.68	21:50.31 65.99%
8 55098 Uhlenberg, Judith	W57 New Zealand	29:49.65	24:45.42 58.21%

## World Masters Games - 23/04/2017 to 29/04/2017

## Trusts Arena

## Results - Age Grading: 5 Yr Indiv &amp; 5 yr Multi

## ...W55 5000 Metre

9	55071	D Souza, Tereza Th	W56	India	31:43.19	26:19.65	54.74%
10	55180	Ryan, Paula	W57	Australia	31:50.83	26:25.99	54.52%
11	55068	Kovacic, Laurel	W56	Canada	45:12.33	37:31.24	38.41%

## W60 5000 Metre

Name	Age	Team	Finals	Age-Grading
1 60028 Adamson, Christine	W60	New Zealand	20:48.66	16:19.95 88.24%
2 60058 Bernett, Tracey	W61	United States of	23:50.03	18:42.29 77.05%
3 60079 Hardley, Elizabeth	W62	New Zealand	24:56.92	19:34.79 73.60%
4 60087 Baker, Robyn	W62	Australia	26:16.54	20:37.27 69.89%
5 60066 Stevenson, Mignon	W61	New Zealand	26:29.09	20:47.12 69.33%

## W65 5000 Metre

Name	Age	Team	Finals	Age-Grading
1 65095 Stewart, Judith	W68	New Zealand	23:33.69	17:19.49 83.18%
2 65036 Baker, Joy	W65	New Zealand	25:12.62	18:32.24 77.74%
3 65112 Hartel, Carolyn	W69	New Zealand	27:40.01	20:20.61 70.84%
4 65054 Falkner, Beverley	W66	New Zealand	27:59.10	20:34.65 70.04%
5 65110 Cupalova, Eva	W69	Czech Republic	32:10.92	23:39.81 60.90%
6 65130 Goldie, Pamela	W69	New Zealand	35:52.39	26:22.66 54.64%

## W70 5000 Metre

Name	Age	Team	Finals	Age-Grading
1 70078 Bray, Kerry	W73	Australia	27:30.89	18:42.12 77.06%
2 70033 Skov, Carolyn	W71	Canada	28:18.78	19:14.67 74.89%
3 70063 Rocnakova, Milosla	W72	Czech Republic	28:45.00	19:32.49 73.75%
4 70036 Soutar, Janet	W71	Canada	32:35.78	22:09.35 65.05%

## W80 5000 Metre

Name	Age	Team	Finals	Age-Grading
1 80020 Costa Hochstatter,	W81	Brazil	32:26.87	17:35.21 81.94%

## W40 80 Short Hurdles .762

Name	Age	Team	Finals	Wind	Age-Grading	Points
1 40114 Beamish-White, Ang	W44	New Zealand	16.78	0.4	19.86	61.50%
2 40058 Bonilla Martinez,	W42	Mexico	17.25	0.4	20.42	59.83%
3 40047 Fougere, Simone	W41	New Zealand	17.34	0.4	20.53	59.52%

## W40 80 Short Hurdles

Name	Age	Team	Finals	Wind	Age-Grading	Points
1 40114 Beamish-White, Ang	W44	New Zealand	16.78	-1.0	19.86	61.50%

## World Masters Games - 23/04/2017 to 29/04/2017

## Trusts Arena

## Results - Age Grading: 5 Yr Indiv &amp; 5 yr Multi

**W45 80 Short Hurdles .762**

Name	Age Team	Finals	Wind	Age-Grading Points
1 45030 Chaffey, Mareea	W45 Australia	15.66	0.4	17.10 71.46%

**W50 80 Short Hurdles .762**

Name	Age Team	Finals	Wind	Age-Grading Points
1 50105 Munizaga, Claudia	W52 Chile	13.88	+0.0	15.22 80.26%
2 50059 Martin, Louise	W51 New Zealand	13.91	+0.0	15.26 80.09%
3 50068 Finegan, Geraldine	W51 Ireland	15.62	+0.0	17.13 71.32%
4 50172 Goulter, Anne	W54 New Zealand	17.91	+0.0	19.64 62.20%

**W55 80 Short Hurdles .762**

Name	Age Team	Finals	Wind	Age-Grading Points
1 55135 Barrett, Mary	W58 Ireland	16.13	+0.0	16.21 75.39%
2 55134 Boxall, Agnes	W58 New Zealand	19.27	+0.0	19.36 63.10%
3 55093 Spedding, Bernadette	W57 Australia	47.50	+0.0	47.71 25.60%

**W60 80 Short Hurdles .686**

Name	Age Team	Finals	Wind	Age-Grading Points
1 60116 Argent, Fiona	W63 United Kingdom	20.10	-0.3	19.95 61.19%

**W65 80 Short Hurdles .686**

Name	Age Team	Finals	Wind	Age-Grading Points
1 65018 Kirkman, Gail	W65 New Zealand	15.94	-0.3	14.36 85.07%

**W70 80 Short Hurdles .686**

Name	Age Team	Finals	Wind	Age-Grading Points
1 70030 Oakes, Patricia	W70 United Kingdom	21.00	-0.3	16.98 71.90%

**W35 100 Short Hurdles .840**

Name	Age Team	Finals	Wind	Age-Grading Points
1 35051 Karja, Dedeh Erawa	W37 Indonesia	14.24	0.8	14.03 87.01%
2 35070 Edwards, Lisa	W38 United States of	17.99	0.8	17.73 68.87%

**W70 200 Long Hurdles .686**

Name	Age Team	Finals	Wind	Age-Grading Points
1 70070 Allison, Marjorie	W72 Australia	38.71	NWI	38.72135.21%
2 70030 Oakes, Patricia	W70 United Kingdom	57.52	NWI	57.53 90.99%

**World Masters Games - 23/04/2017 to 29/04/2017****Trusts Arena****Results - Age Grading: 5 Yr Indiv & 5 yr Multi****W50 300 Long Hurdles .762**

Name	Age Team	Finals	Age-Grading Points
1 50105 Munizaga, Claudia	W52 Chile	51.61	51.62101.41%
2 50059 Martin, Louise	W51 New Zealand	52.70	52.71 99.32%
3 50068 Finegan, Geraldine	W51 Ireland	53.21	53.22 98.36%
-- 50129 Hulena, Karen	W53 New Zealand	DQ	

**W55 300 Long Hurdles .762**

Name	Age Team	Finals	Age-Grading Points
1 55046 Shook, Kathleen	W56 United States of	57.26	57.27 91.41%
2 55049 Hansen, Belinda	W56 Australia	1:08.03	1:08.04 76.94%
-- 55067 Morales, Susana Be	W56 Argentina	DQ	Rule 168.7

**W60 300 Long Hurdles .686**

Name	Age Team	Finals	Age-Grading Points
1 60116 Argent, Fiona	W63 United Kingdom	1:19.98	1:19.99 65.44%

**W65 300 Long Hurdles .686**

Name	Age Team	Finals	Age-Grading Points
1 65018 Kirkman, Gail	W65 New Zealand	58.59	58.60 89.33%

**W30 400 Long Hurdles .762**

Name	Age Team	Finals	Age-Grading Points
1 30011 Ebdon, Sarah	W31 New Zealand	1:27.75	1:27.76 59.65%

**W35 400 Long Hurdles .762**

Name	Age Team	Finals	Age-Grading Points
1 35070 Edwards, Lisa	W38 United States of	1:16.41	1:16.42 68.50%

**W40 400 Long Hurdles .762**

Name	Age Team	Finals	Age-Grading Points
1 40004 Van Den Bulk, Jean	W40 Canada	1:07.45	1:02.99 83.10%
2 40028 Bravo Paez, Tatian	W41 Chile	1:18.97	1:13.75 70.98%

**W45 400 Long Hurdles .762**

Name	Age Team	Finals	Age-Grading Points
1 45072 Bacon, Catherine	W47 New Zealand	1:17.21	1:06.16 79.12%
2 45132 Chahova, Krasimira	W49 Bulgaria	1:26.98	1:14.53 70.23%
3 45030 Chaffey, Mareea	W45 Australia	1:41.41	1:26.89 60.24%

**World Masters Games - 23/04/2017 to 29/04/2017****Trusts Arena****Results - Age Grading: 5 Yr Indiv & 5 yr Multi****W35 2000 Metre Steeplechase**

Name	Age Team	Finals	Age-Grading Points
1 35036 Lenz, Tanja	W37 New Zealand	9:39.13	13:23.61 67.40%

**W45 2000 Metre Steeplechase**

Name	Age Team	Finals	Age-Grading Points
1 45132 Chahova, Krasimira	W49 Bulgaria	9:47.55	12:33.01 71.92%
2 45121 Adams, Diana	W49 Australia	10:30.81	13:28.45 66.99%

**W50 2000 Metre Steeplechase**

Name	Age Team	Finals	Age-Grading Points
1 50068 Finegan, Geraldine	W51 Ireland	9:38.23	11:53.89 75.87%
2 50135 Escalante, Daniela	W53 Argentina	11:26.65	14:07.74 63.89%
3 50101 Dyer, Rosalind	W52 Australia	11:57.92	14:46.35 61.10%

**W55 2000 Metre Steeplechase**

Name	Age Team	Finals	Age-Grading Points
1 55067 Morales, Susana Be	W56 Argentina	10:48.85	12:52.66 70.09%
2 55109 Lewis, Patricia	W57 Australia	10:52.43	12:56.92 69.71%
3 55161 Grimmett, Teresa	W59 New Zealand	11:06.12	13:13.22 68.28%

**W60 2000 Metre Steeplechase**

Name	Age Team	Finals	Age-Grading Points
1 60009 Crossan, Karen	W60 New Zealand	9:57.70	10:53.95 82.82%

**W65 2000 Metre Steeplechase**

Name	Age Team	Finals	Age-Grading Points
1 65014 Mason, Jennifer	W65 New Zealand	10:52.17	11:00.20 82.04%
2 65074 Carr, Heather	W67 New Zealand	11:16.06	11:24.38 79.14%
3 65110 Cupalova, Eva	W69 Czech Republic	13:51.21	14:01.44 64.37%

**W70 2000 Metre Steeplechase**

Name	Age Team	Finals	Age-Grading Points
1 70063 Rocnakova, Milosla	W72 Czech Republic	12:04.75	11:16.78 80.03%

**W35 High Jump**

Name	Age Team	Finals	Age-Grading Points
1 35054 Drotsky, Veruschka	W38 New Zealand	1.30m 4-03.25	1.36m 65.33%
		1.20 1.25 1.30 1.33	
		O XO XO XXX	



## World Masters Games - 23/04/2017 to 29/04/2017

## Trusts Arena

## Results - Age Grading: 5 Yr Indiv &amp; 5 yr Multi

## W40 High Jump

Name	Age Team	Finals	Age-Grading Points
1 40005 Puletaha, Emeline	W40 New Zealand	1.42m 4-07.75	1.56m 75.13%
1.25 1.30 1.33 1.36 1.39 1.42			
O O XO O O O			
2 40057 Richmond, Kirsty	W42 New Zealand	1.39m 4-06.75	1.53m 73.54%
1.25 1.30 1.33 1.36 1.39 1.42			
O O - O O XXX			
3 40058 Bonilla Martinez,	W42 Mexico	1.10m 3-07.25	1.21m 58.20%
1.10 1.15			
O XXX			

## W45 High Jump

Name	Age Team	Finals	Age-Grading Points
1 45110 Minor, Pamela	W48 New Zealand	1.33m 4-04.25	1.54m 73.89%
1.15 1.20 1.25 1.30 1.33 1.36			
O O XO XO O XXX			
2 45041 Jensen, Julie	W46 New Zealand	1.30m 4-03.25	1.50m 72.22%
1.10 1.15 1.20 1.25 1.30 1.33			
O O O O XO XXX			
3 45072 Bacon, Catherine	W47 New Zealand	1.25m 4-01.25	1.45m 69.44%
1.10 1.15 1.20 1.25 1.30			
O XO O XXO XXX			

## W50 High Jump

Name	Age Team	Finals	Age-Grading Points
1 50129 Hulena, Karen	W53 New Zealand	1.23m 4-00.50	1.50m 71.93%
1.00 1.05 1.10 1.15 1.20 1.23 1.26			
O O O XO XO XO XXX			
2 50020 Swanepoel, Elizabe	W50 New Zealand	1.10m 3-07.25	1.34m 64.33%
0.90 0.95 1.00 1.05 1.10 1.15			
O O O O XO X			

## W55 High Jump

Name	Age Team	Finals	Age-Grading Points
1 55135 Barrett, Mary	W58 Ireland	1.26m 4-01.50	1.63m 78.26%
1.10 1.15 1.20 1.23 1.26 1.29			
O O O O O XXX			
2 55128 Eades, Teresa	W58 United Kingdom	1.23m 4-00.50	1.59m 76.40%
1.15 1.20 1.23 1.26			
O O O XXX			
3 55132 Phelps, Jo	W58 United States of	1.20m 3-11.25	1.55m 74.53%
1.10 1.15 1.20 1.23			
O O O XXX			

## World Masters Games - 23/04/2017 to 29/04/2017

## Trusts Arena

## Results - Age Grading: 5 Yr Indiv &amp; 5 yr Multi

## W60 High Jump

Name	Age Team	Finals	Age-Grading Points
1 60068 Matusova, Anna	W61 Slovakia	1.26m 4-01.50	1.73m 82.89%
1.15 1.20 1.23 1.26 1.29			
O XO XO XXO XXX			
2 60075 Carmichael, Catrion	W62 Australia	1.10m 3-07.25	1.51m 72.37%
1.00 1.05 1.10 1.15			
O O O XXX			

## W65 High Jump

Name	Age Team	Finals	Age-Grading Points
1 65018 Kirkman, Gail	W65 New Zealand	1.22m 4-00.00	1.79m 85.92%
1.04 1.07 1.10 1.13 1.16 1.19 1.22			
O - O O XO XO O			
2 65048 Bowmar, Nancy	W66 New Zealand	1.16m 3-09.50	1.70m 81.69%
1.04 1.07 1.10 1.13 1.16 1.19			
O - O XO O XXX			
3 65009 Avizoniene, Genova	W65 Lithuania	1.04m 3-05.00	1.52m 73.24%
0.95 0.98 1.01 1.04 1.07 1.10			
O - - O - XXX			

## W70 High Jump

Name	Age Team	Finals	Age-Grading Points
1 70094 Kulikova, Galina	W74 Russia	1.01m 3-03.75	1.59m 76.52%
0.90 0.95 0.98 1.01 1.04			
O O O O XXX			
2 70030 Oakes, Patricia	W70 United Kingdom	0.98m 3-02.50	1.54m 74.24%
0.90 0.95 0.98 1.01			
O O XO XXX			

## W75 High Jump

Name	Age Team	Finals	Age-Grading Points
1 75055 Hammond, Judith	W79 New Zealand	0.95m 3-01.25	1.62m 77.87%
0.90 0.95 0.98			
O XXO XXX			

## W30 Pole Vault

Name	Age Team	Finals	Age-Grading Points
1 30020 Tepea, Teumere Luc	W32 French Polynesia	2.40m 7-10.50	2.40m 46.60%
1.80 1.90 2.00 2.10 2.20 2.30 2.40 2.50 2.60			
O - - - O - O - XXX			

## W50 Pole Vault

Name	Age Team	Finals	Age-Grading Points
------	----------	--------	--------------------

## World Masters Games - 23/04/2017 to 29/04/2017

## Trusts Arena

## Results - Age Grading: 5 Yr Indiv &amp; 5 yr Multi

## ...W50 Pole Vault

1	50172	Goulter, Anne	W54	New Zealand	2.10m	6-10.75	2.72m	52.90%
		1.80	1.90	2.00	2.10	2.20		
		O	O	O	O	XXX		

## W55 Pole Vault

Name	Age Team	Finals	Age-Grading Points
1 55128 Eades, Teresa	W58 United Kingdom	2.50m 8-02.50	3.46m 67.39%
		2.20 2.30 2.40 2.50 2.60	
		O - O XO XXX	
2 55160 Hays, Melanie	W59 United States of	1.70m 5-07.00	2.35m 45.82%
		1.30 1.40 1.50 1.60 1.70 1.80	
		O O O XO O XXX	

## W60 Pole Vault

Name	Age Team	Finals	Age-Grading Points
1 60134 Dassie, Susan	W64 United Kingdom	2.10m 6-10.75	3.13m 60.87%
		1.60 1.70 1.80 1.90 2.00 2.10 2.20	
		O XO - XXO O XO XXX	

## W65 Pole Vault

Name	Age Team	Finals	Age-Grading Points
1 65101 Deleiros, Anne	W68 New Zealand	1.40m 4-07.00	2.26m 43.89%
		1.30 1.40 1.50	
		O O XXX	

## W30 Long Jump

Name	Age Team	Finals	Wind	Age-Grading Points
1 30045 McCormack, Kim	W34 New Zealand	4.16m	-2.4 13-07.75	4.16m 55.32%
		4.13m(-1.0) 4.16m(-2.4) X(-1.1) - - -		
2 30037 Iyer, Ugandhrie	W33 New Zealand	4.10m	-1.3 13-05.50	4.10m 54.52%
		3.98m(-1.5) 4.10m(-1.3) 4.07m(-2.2) - - -		

## W35 Long Jump

Name	Age Team	Finals	Wind	Age-Grading Points
1 35063 Dryburgh, Jennifer	W38 New Zealand	4.92m	-0.3 16-01.75	5.16m 68.72%
		4.92m(-0.3) 4.77m(-2.4) 4.77m(-2.2) 4.63m(-2.6) 4.81m(-1.5) 4.79m(-3.0)		
2 35068 Ariztia, Consuelo	W38 Chile	4.86m	+0.0 15-11.50	5.10m 67.88%
		4.86m(+0.0) 4.50m(-1.3) 4.59m(-2.2) 4.56m(-1.7) 3.99m(-2.2) 4.74m(-1.8)		
3 35054 Drotsky, Veruschka	W38 New Zealand	3.86m	-1.0 12-08.00	4.05m 53.91%
		3.69m(-1.3) 3.80m(-1.2) 3.80m(-1.6) 3.86m(-1.0) X(-1.5) 3.60m(-1.7)		
4 35069 Barker, Bryony	W38 New Zealand	3.63m	-1.4 11-11.00	3.81m 50.70%
		3.53m(-1.0) 3.59m(-1.4) 3.63m(-1.4) 3.26m(-2.8) X(-1.8) 3.46m(-1.3)		

## World Masters Games - 23/04/2017 to 29/04/2017

## Trusts Arena

## Results - Age Grading: 5 Yr Indiv &amp; 5 yr Multi

## W40 Long Jump

Name	Age Team	Finals	Wind	Age-Grading Points
1 40114 Beamish-White, Ang	W44 New Zealand	4.46m	0.4	14-07.75 4.95m 65.88%
		4.20m(2.2) 4.26m(2.0) 4.41m(1.5) 4.46m(0.4) 4.45m(2.8) 4.42m(1.1)		
2 40057 Richmond, Kirsty	W42 New Zealand	4.26m	1.8	13-11.75 4.72m 62.92%
		4.11m(2.5) 3.92m(1.6) 4.10m(1.1) 4.16m(3.1) 4.19m(2.3) 4.26m(1.8)		
3 40061 Hetaraka, Zerena	W42 New Zealand	3.83m	2.1	12-06.75 4.25m 56.57%
		X(3.2) 2.89m(+0.0) 3.81m(2.0) 3.79m(2.1) 3.68m(1.3) 3.83m(2.1)		
4 40058 Bonilla Martinez, W42	Mexico	3.72m	1.7	12-02.50 4.12m 54.95%
		X(1.3) X(2.7) 3.68m(1.4) X(2.7) 3.56m(2.1) 3.72m(1.7)		

## W45 Long Jump

Name	Age Team	Finals	Wind	Age-Grading Points
1 45043 Brunner, Chantal	W46 New Zealand	5.21m	-0.3	17-01.25 6.13m 81.53%
		5.16m(-1.7) 5.21m(-0.3) 5.02m(-1.4) 5.05m(-0.3) 5.12m(-0.0) 5.01m(-0.7)		
2 45135 Doronkina, Oxana	W49 Russia	4.67m	-1.7	15-04.00 5.49m 73.08%
		4.67m(-1.7) 4.66m(-1.1) 3.98m(-0.5) - - -		
3 45003 Thong, Rita	W45 Malaysia	4.24m	-1.3	13-11.00 4.99m 66.35%
		4.20m(-1.4) 4.10m(-2.5) 4.21m(-1.8) 4.24m(-1.3) 4.24m(-1.6) 4.24m(-1.9)		
4 45084 Dunlop-Fraser, Jul	W47 New Zealand	3.98m	-0.5	13-00.75 4.68m 62.28%
		3.19m(-1.1) 3.98m(-0.5) 3.67m(-1.7) 3.74m(-1.9) 3.73m(-1.3) 3.71m(-1.5)		
5 45068 Ingram, Richelle	W47 Australia	3.60m	-0.9	11-09.75 4.23m 56.34%
		3.60m(-0.9) 3.53m(-0.9) - - - -		

## W50 Long Jump

Name	Age Team	Finals	Wind	Age-Grading Points
1 50173 Wilson, Elizabeth	W54 New Zealand	4.28m	NWI	14-00.50 5.36m 71.33%
		4.28m(NWI) 4.07m(NWI) 3.93m(NWI) 3.96m(2.3) 3.92m(2.8) 4.24m(2.1)		
2 50114 Vinogradova, Elena	W53 New Zealand	3.93m	2.5	12-10.75 4.92m 65.50%
		3.60m(NWI) 3.51m(NWI) - 3.93m(2.5) X -		
3 50153 Horton, Ruth	W54 Cook Island	3.65m	1.4	11-11.75 4.57m 60.83%
		X 3.48m(NWI) 3.42m(NWI) 3.50m(2.4) 3.65m(1.4) 3.42m(1.0)		
4 50145 Whatley, Susan	W53 Australia	3.14m	0.2	10-03.75 3.93m 52.33%
		2.95m(NWI) X 3.05m(NWI) 3.05m(2.8) 3.14m(0.2) X(2.8)		
5 50086 Carlin, April	W52 Australia	2.87m	NWI	9-05.00 3.59m 47.83%
		2.87m(NWI) 2.62m(NWI) 2.53m(NWI) - 2.35m(0.8) -		

## W55 Long Jump

Name	Age Team	Finals	Wind	Age-Grading Points
1 55128 Eades, Teresa	W58 United Kingdom	4.02m	-1.9	13-02.25 5.38m 71.66%
		X(-2.5) 3.92m(-3.3) 4.02m(-1.9) 3.96m(-3.6) - 3.94m(-2.5)		
2 55044 Hayman, Jill	W56 New Zealand	3.65m	-1.6	11-11.75 4.89m 65.06%
		3.49m(-3.1) 3.59m(-1.6) 3.53m(-1.8) 3.57m(-1.1) 3.43m(-2.6) 3.65m(-1.6)		
3 55005 Stewart, Wendy	W55 Australia	3.25m	-2.4	10-08.00 4.35m 57.93%
		2.93m(-1.9) 2.91m(-2.0) 3.14m(-1.9) 3.25m(-2.4) 2.70m(-1.6) 3.02m(-1.9)		
4 55041 Johnston, Lysten	W55 French Polynesia	3.21m	-3.0	10-06.50 4.30m 57.22%
		X(-3.0) X(-1.7) X(-3.6) 2.95m(-3.0) 3.15m(-1.5) 3.21m(-3.0)		
5 55132 Phelps, Jo	W58 United States of	3.15m	-1.4	10-04.00 4.22m 56.15%
		3.15m(-1.4) 2.92m(-2.6) 3.07m(-2.9) 2.92m(-1.7) 2.99m(-3.1) 2.96m(-1.1)		

## World Masters Games - 23/04/2017 to 29/04/2017

## Trusts Arena

## Results - Age Grading: 5 Yr Indiv &amp; 5 yr Multi

## ...W55 Long Jump

6 55169 Polkinghorne, Chri W59 New Zealand 1.83m -2.2 6-00.00 2.45m 32.62%  
 1.68m(-1.9) 1.76m(-2.4) 1.79m(-1.8) 1.59m(-2.7) 1.83m(-2.2) 1.70m(-3.2)

## W60 Long Jump

Name	Age Team	Finals	Wind	Age-Grading Points
1 60148 Dion, Brenda	W60 Canada	3.65m	-2.3 11-11.75	5.25m 69.92%
		3.28m(-2.3) 3.53m(-2.0) 3.43m(+0.0) 3.42m(-2.0) 3.65m(-2.3) 3.00m(-2.1)		
2 60075 Carmichael, Catrio	W62 Australia	3.09m	-2.5 10-01.75	4.44m 59.20%
		2.72m(-3.2) 3.09m(-2.5) 2.50m(-2.2) 2.70m(-1.7) 2.92m(-1.0) 3.01m(-2.0)		
3 60137 Liskova, Jozefa	W64 Slovakia	1.91m	-2.1 6-03.25	2.75m 36.59%
		1.91m(-2.1) X(-1.7) 1.78m(-1.3) - - -		

## W65 Long Jump

Name	Age Team	Finals	Wind	Age-Grading Points
1 65048 Bowmar, Nancy	W66 New Zealand	3.45m	0.7 11-04.00	5.36m 71.43%
		3.26m(1.4) X(0.8) 3.45m(0.7) 2.96m(2.4) 3.13m(1.6) 3.42m(1.9)		
2 65101 Deleiros, Anne	W68 New Zealand	3.20m	1.2 10-06.00	4.97m 66.25%
		3.02m(2.2) 3.09m(1.5) 3.20m(1.2) 3.12m(1.4) 3.08m(0.8) 3.08m(1.7)		

## W70 Long Jump

Name	Age Team	Finals	Wind	Age-Grading Points
1 70024 Anderson, Lois	W70 New Zealand	2.97m	2.9 9-09.00	5.03m 66.89%
		2.95m(1.7) 2.97m(2.9) 2.89m(1.9) 2.91m(0.2) 2.85m(1.6) 2.83m(1.1)		
2 70105 Crooke, Margaret	W70 New Zealand	2.97m	1.9 9-09.00	5.03m 66.89%
		2.82m(0.3) 2.91m(1.6) 2.97m(1.9) 2.58m(0.1) 2.86m(1.0) 2.93m(2.3)		
3 70030 Oakes, Patricia	W70 United Kingdom	2.97m	1.3 9-09.00	5.03m 66.89%
		2.90m(+0.0) X(2.4) 2.79m(1.1) 2.74m(0.9) 2.97m(1.3) 2.88m(1.4)		
4 70017 Halmova, Annamaria	W70 Slovakia	2.50m	1.2 8-02.50	4.23m 56.31%
		X(0.6) 2.50m(1.2) X(1.6) X(0.2) 2.27m(1.4) 2.36m(+0.0)		
5 70101 Jones, Glenyss	W74 New Zealand	2.47m	1.8 8-01.25	4.18m 55.63%
		2.43m(1.2) 2.27m(1.7) 2.47m(1.8) 2.40m(0.6) 2.45m(0.2) 2.45m(2.2)		
6 70032 Augustyniak, Maj A	W71 Sweden	2.23m	+0.0 7-03.75	3.77m 50.23%
		2.17m(0.3) 2.23m(+0.0) 1.82m(1.1) 1.90m(0.9) 1.65m(1.8) 1.77m(2.1)		

## W75 Long Jump

Name	Age Team	Finals	Wind	Age-Grading Points
1 75055 Hammond, Judith	W79 New Zealand	2.62m	-2.5 8-07.25	4.89m 65.17%
		2.24m(-1.7) 2.62m(-2.5) 2.58m(-1.9) 2.41m(-2.7) 2.61m(-1.2) 2.51m(NWI)		
2 75030 LeVasseur, Arden	W77 United States of	1.52m	-1.5 5-00.00	2.84m 37.81%
		1.25m(-1.9) 1.44m(-2.0) 1.52m(-1.5) 1.42m(-1.5) X(-1.9) -		

## W80 Long Jump

Name	Age Team	Finals	Wind	Age-Grading Points
1 80033 Stancheva, Rozka	W84 Bulgaria	2.37m	-1.7 7-09.50	5.12m 68.30%
		2.26m(-1.9) 2.37m(-1.7) 2.31m(-1.3) X(-2.0) 2.35m(-2.2) X(-1.5)		

## World Masters Games - 23/04/2017 to 29/04/2017

## Trusts Arena

## Results - Age Grading: 5 Yr Indiv &amp; 5 yr Multi

## ...W80 Long Jump

2 80010 Carter, Mavis W80 New Zealand 1.39m -1.4 4-06.75 3.00m 40.06%  
 1.39m(-1.4) 1.36m(-1.8) 1.34m(-1.6) 1.33m(-2.0) 1.22m(-2.2) 1.21m(-0.8)

## W85 Long Jump

Name	Age Team	Finals	Wind	Age-Grading Points
1 85006 van der Veeken, Cl	W85 New Zealand	1.57m	NWI 5-02.00	4.57m 60.85%
1.54m(-2.3) 1.25m(-2.8) 1.31m(-1.9) 1.43m(-2.3) 1.57m(-0.0) 1.47m(-1.0)				

## W30 Triple Jump

Name	Age Team	Finals	Wind	Age-Grading Points
1 30034 Cowley, Sarah	W33 New Zealand	12.61m	+0.0 41-04.50	12.61m 81.35%
X(-1.6) 11.68m(-0.0) 12.44m(-0.8) 12.61m(+0.0) X(2.1) X(2.0)				

## W40 Triple Jump

Name	Age Team	Finals	Wind	Age-Grading Points
1 40057 Richmond, Kirsty	W42 New Zealand	8.87m	-1.1 29-01.25	9.56m 61.68%
8.87m(-1.1) 8.09m(+0.0)				
2 40058 Bonilla Martinez,	W42 Mexico	8.32m	0.7 27-03.75	8.96m 57.86%
7.78m(-1.1) 7.75m(+0.0) 7.63m(-0.8) 7.81m(+0.0) 8.16m(1.9) 8.32m(0.7)				

## W45 Triple Jump

Name	Age Team	Finals	Wind	Age-Grading Points
1 45003 Thong, Rita	W45 Malaysia	9.12m	+0.0 29-11.25	10.44m 67.36%
8.56m(-0.4) 8.66m(+0.0) 8.87m(-1.3) 9.12m(+0.0) 9.02m(1.7) 8.76m(1.6)				

## W50 Triple Jump

Name	Age Team	Finals	Wind	Age-Grading Points
1 50114 Vinogradova, Elena	W53 New Zealand	8.32m	1.7 27-03.75	10.15m 65.51%
7.59m(1.1) 8.32m(1.7) X(+0.0) 7.67m(+0.0)				
2 50153 Horton, Ruth	W54 Cook Island	6.86m	-0.2 22-06.25	8.37m 54.02%
6.21m(-0.4) 6.47m(+0.0) 6.34m(1.1) 6.32m(+0.0) 6.57m(+0.0) 6.86m(-0.2)				
3 50145 Whatley, Susan	W53 Australia	5.48m	-1.5 17-11.75	6.68m 43.15%
5.31m(+0.0) 5.35m(1.5) 5.22m(-0.6) 5.34m(-0.9) 5.48m(-1.5) X(+0.0)				

## W55 Triple Jump

Name	Age Team	Finals	Wind	Age-Grading Points
1 55128 Eades, Teresa	W58 United Kingdom	9.35m	1.2 30-08.25	12.21m 78.84%
8.95m(0.7) 9.35m(1.2)				
2 55134 Boxall, Agnes	W58 New Zealand	7.23m	1.2 23-08.75	9.44m 60.96%
7.23m(1.2) 7.16m(+0.0) 7.10m(-0.9)				
3 55093 Spedding, Bernadet	W57 Australia	5.31m	-0.6 17-05.25	6.93m 44.77%
5.02m(0.3) 5.25m(1.2) 4.99m(0.4) 5.29m(-0.9) 5.31m(-0.6) 5.27m(-1.2)				

## World Masters Games - 23/04/2017 to 29/04/2017

## Trusts Arena

## Results - Age Grading: 5 Yr Indiv &amp; 5 yr Multi

## W60 Triple Jump

Name	Age Team	Finals	Wind	Age-Grading Points
1 60082 Ryianina, Irina	W62 Russia	7.71m	1.2 25-03.50	10.84m 69.96%
		7.00m(1.1) 7.59m(+0.0) 7.71m(1.2) 7.69m(-0.8) 7.67m(+0.0) 7.06m(+0.0)		
2 60110 Burden, Noeline	W63 New Zealand	6.97m	+0.0 22-10.50	9.79m 63.25%
		6.83m(1.4) 6.83m(+0.0) 6.76m(0.9) 6.73m(+0.0) 6.85m(-1.0) 6.97m(+0.0)		
3 60060 Taylor, Jill	W61 Australia	6.91m	+0.0 22-08.00	9.71m 62.70%
		X(1.2) 6.80m(0.6) 6.46m(+0.0) X(+0.0) 6.91m(+0.0) 6.76m(+0.0)		

## W65 Triple Jump

Name	Age Team	Finals	Wind	Age-Grading Points
1 65048 Bowmar, Nancy	W66 New Zealand	7.40m	1.2 24-03.50	11.26m 72.62%
		7.40m(1.2) 7.29m(1.3) 6.95m(+0.0) 6.66m(0.2) 7.07m(+0.0) 7.20m(+0.0)		
2 65101 Deleiros, Anne	W68 New Zealand	7.24m	1.0 23-09.00	11.01m 71.05%
		6.90m(+0.0) 7.13m(+0.0) 7.24m(1.0) 6.77m(0.5) 6.90m(+0.0) 6.93m(+0.0)		
3 65036 Baker, Joy	W65 New Zealand	6.55m	+0.0 21-06.00	9.96m 64.28%
		6.55m(+0.0) 6.39m(+0.0) 6.30m(1.8) 6.28m(1.4) 6.21m(+0.0) 6.22m(-0.1)		

## W70 Triple Jump

Name	Age Team	Finals	Wind	Age-Grading Points
1 70024 Anderson, Lois	W70 New Zealand	6.89m	+0.0 22-07.25	11.56m 74.57%
		6.69m(1.2) 6.63m(+0.0) 6.59m(0.2) 6.74m(-0.2) 6.54m(+0.0) 6.89m(+0.0)		
2 70030 Oakes, Patricia	W70 United Kingdom	6.58m	0.9 21-07.25	11.04m 71.21%
		6.34m(1.4) 6.33m(+0.0) 6.41m(0.1) 6.58m(0.9) 6.43m(+0.0) 6.37m(0.1)		
3 70101 Jones, Glenyss	W74 New Zealand	5.93m	+0.0 19-05.50	9.95m 64.18%
		5.93m(+0.0) X(+0.0) 5.58m(2.1) 5.60m(1.3) 5.82m(+0.0) X(+0.0)		

## W75 Triple Jump

Name	Age Team	Finals	Wind	Age-Grading Points
1 75030 LeVasseur, Arden	W77 United States of	3.99m	+0.0 13-01.25	7.64m 49.32%
		X(-1.6) 3.99m(+0.0) 3.90m(-0.8)		

## W80 Triple Jump

Name	Age Team	Finals	Wind	Age-Grading Points
1 80010 Carter, Mavis	W80 New Zealand	3.12m	-1.4 10-03.00	7.29m 47.06%
		X(+0.0) X(+0.0) 3.12m(-1.4)		

## W85 Triple Jump

Name	Age Team	Finals	Wind	Age-Grading Points
1 85006 van der Veecken, Cl	W85 New Zealand	4.35m	+0.0 14-03.25	14.23m 91.77%
		4.15m(0.3) 4.06m(-0.1) 4.09m(+0.0) 4.35m(+0.0)		

## World Masters Games - 23/04/2017 to 29/04/2017

## Trusts Arena

## Results - Age Grading: 5 Yr Indiv &amp; 5 yr Multi

## W30 Shot Put 4kg

Name	Age Team	Finals	Age-Grading Points
1 30020 Tepea, Teumere Luc	W32 French Polynesia	8.55m 28-00.75	8.55m 37.78%

## W35 Shot Put 4kg

Name	Age Team	Finals	Age-Grading Points
1 35037 Brownrigg, Kristy	W37 Australia	11.76m 38-07.00	12.19m 53.87%
2 35085 Thorausch, Anja	W39 Germany	11.08m 36-04.25	11.48m 50.76%
3 35008 Grayson, Elizabeth	W35 New Zealand	10.19m 33-05.25	10.56m 46.68%
4 35034 McCaw, Deborah	W37 United Kingdom	9.61m 31-06.50	9.96m 44.02%
5 35018 Wright, Amanda	W36 Australia	7.65m 25-01.25	7.93m 35.04%

## W40 Shot Put 4kg

Name	Age Team	Finals	Age-Grading Points
1 40005 Puletaha, Emeline	W40 New Zealand	11.02m 36-02.00	12.23m 54.05%
		11.02m 10.95m 10.81m 10.51m 10.59m 10.88m	
2 40109 Leitu, Elisapeta	W44 New Zealand	9.37m 30-09.00	10.40m 45.95%
		8.97m 9.06m 8.92m X 9.37m 8.19m	
3 40100 Urbutiene, Ingrida	W44 Lithuania	9.23m 30-03.50	10.24m 45.27%
		8.61m 9.15m 8.93m 8.61m 8.70m 9.23m	
4 40072 Nuia, Vave	W42 New Zealand	8.97m 29-05.25	9.95m 43.99%
		8.63m 8.73m 8.51m 8.69m 8.94m 8.97m	
5 40073 Bitcheno, Michelle	W42 New Zealand	7.28m 23-10.75	8.08m 35.70%
		6.85m 6.83m 6.68m X 7.28m 7.28m	
6 40013 Grieve, Lee	W40 New Zealand	6.59m 21-07.50	7.31m 32.32%
		6.59m 5.99m 6.35m 6.22m 6.27m 6.12m	
7 40062 Tauraa, Areau	W42 French Polynesia	6.46m 21-02.50	7.17m 31.68%
		6.11m 6.15m 6.46m 6.08m 6.43m 5.89m	

## W45 Shot Put 4kg

Name	Age Team	Finals	Age-Grading Points
1 45105 Savidova, Tamara	W48 Russia	10.09m 33-01.25	12.05m 53.25%
		9.95m 9.70m X 9.56m 10.09m X	
2 45002 Schardt, BettinaDa	W45 Germany	9.84m 32-03.50	11.75m 51.93%
		9.60m 9.84m 9.53m 9.71m 9.36m 9.17m	
3 45083 Davis, Brenda	W47 New Zealand	9.75m 32-00.00	11.64m 51.45%
		9.54m 9.33m 9.75m 9.54m 9.40m 9.04m	
4 45052 Lachat, Daniela	W46 Switzerland	8.98m 29-05.50	10.72m 47.39%
		8.66m 8.98m 8.58m 8.78m 8.82m 8.11m	
5 45127 Matters, Toni	W49 Australia	8.64m 28-04.25	10.31m 45.59%
		8.64m 8.55m 8.32m 8.00m X 8.41m	
6 45020 Osborn, Megan	W45 New Zealand	8.47m 27-09.50	10.11m 44.70%
		8.03m 8.47m 7.52m 8.02m 8.13m 7.89m	
7 45098 Taylor, Kim	W48 Canada	7.05m 23-01.75	8.41m 37.20%
		7.02m 7.05m X 6.60m 6.54m 6.85m	
8 45041 Jensen, Julie	W46 New Zealand	6.84m 22-05.25	8.16m 36.09%
		6.62m 6.83m 6.80m 6.84m 6.52m 6.19m	
9 45040 Taylor, Jamie	W46 Australia	6.34m 20-09.75	7.57m 33.46%
		6.34m 6.20m X	



## World Masters Games - 23/04/2017 to 29/04/2017

## Trusts Arena

## Results - Age Grading: 5 Yr Indiv &amp; 5 yr Multi

## W55 Shot Put 3kg

Name	Age Team	Finals	Age-Grading Points
1 55135 Barrett, Mary	W58 Ireland	10.53m 34-06.75	14.43m 63.78%
10.53m 10.01m 10.08m 10.24m X 9.79m			
2 55174 Silveira, Silvia H	W59 Brazil	9.33m 30-07.50	12.78m 56.51%
8.12m X 8.50m 9.01m 9.33m 8.73m			
3 55170 Cubban, Ellena	W59 Australia	8.73m 28-07.75	11.96m 52.88%
8.18m 8.28m 8.55m 8.70m 8.73m 7.95m			
4 55145 Gibbons, Sharon	W58 Australia	8.47m 27-09.50	11.60m 51.30%
8.11m 7.81m X 7.53m X 8.47m			
5 55134 Boxall, Agnes	W58 New Zealand	8.27m 27-01.75	11.33m 50.09%
8.27m 7.40m 8.26m 7.96m 8.07m X			
6 55176 Jones, Terri	W59 Canada	7.80m 25-07.25	10.69m 47.24%
7.80m 7.66m X 7.61m 7.59m 7.31m			
7 55109 Lewis, Patricia	W57 Australia	7.11m 23-04.00	9.74m 43.06%
6.87m 7.11m 6.77m 6.83m 6.71m 6.76m			
8 55020 Gobl, Susanne	W55 Germany	6.50m 21-04.00	8.90m 39.37%
6.50m 6.01m 6.16m 6.31m X X			
9 55104 Sparrow, Wendy Ann	W57 United Kingdom	6.21m 20-04.50	8.51m 37.61%
X 6.21m 6.19m			
10 55041 Johnston, Lysten	W55 French Polynesia	5.73m 18-09.75	7.85m 34.71%
5.73m 5.43m 5.50m			
11 55169 Polkinghorne, Chri	W59 New Zealand	4.49m 14-08.75	6.15m 27.20%
4.49m 3.83m 3.82m			

## W70 Shot Put 3kg

Name	Age Team	Finals	Age-Grading Points
1 70075 Thomas, Mary	W72 Australia	7.95m 26-01.00	14.75m 65.22%
7.89m 7.95m X 7.67m 7.58m 7.91m			
2 70041 Hamilton, Beverley	W71 Australia	7.69m 25-02.75	14.27m 63.08%
7.42m 7.51m 7.34m 7.21m 7.69m 7.22m			
3 70063 Rocnakova, Milosla	W72 Czech Republic	7.03m 23-00.75	13.04m 57.67%
6.28m 7.03m 6.52m 6.57m 6.63m 6.66m			
4 70024 Anderson, Lois	W70 New Zealand	6.97m 22-10.50	12.93m 57.18%
6.27m 6.31m 6.97m 6.79m 6.69m 6.86m			
5 70094 Kulikova, Galina	W74 Russia	6.74m 22-01.50	12.50m 55.29%
6.74m 6.28m 6.18m 6.51m 5.95m 6.56m			
6 70032 Augustyniak, Maj A	W71 Sweden	6.02m 19-09.00	11.17m 49.38%
5.91m 6.02m 5.77m 5.42m 5.48m 5.65m			
7 70019 Sokolikova, Danica	W70 Slovakia	5.55m 18-02.50	10.30m 45.53%
5.55m 5.50m X 5.21m 5.39m 5.50m			

## W75 Shot Put 2kg

Name	Age Team	Finals	Age-Grading Points
1 75044 Tumurbat, Tserendo	W78 Mongolia	9.73m 31-11.25	17.82m 78.79%
2 75043 Padia, Elsbeth	W78 United States of	7.77m 25-06.00	14.23m 62.91%
3 75006 Banens, Janice	W75 Australia	7.73m 25-04.50	14.16m 62.59%
4 75005 Whitaker, Justine	W75 New Zealand	7.41m 24-03.75	13.57m 60.00%
5 75015 Tilak, Shaila	W76 India	5.09m 16-08.50	9.32m 41.21%

## World Masters Games - 23/04/2017 to 29/04/2017

## Trusts Arena

## Results - Age Grading: 5 Yr Indiv &amp; 5 yr Multi

## W80 Shot Put 2kg

Name	Age Team	Finals	Age-Grading Points
1 80028 Kovalenskaya, Gali	W82 Russia	7.52m 24-08.25	15.59m 68.93%

## W90 Shot Put 2kg

Name	Age Team	Finals	Age-Grading Points
1 90001 Solaga, Joan	W90 Australia	3.25m 10-08.00	9.15m 40.47%

## W95+ Shot Put 2kg

Name	Age Team	Finals	Age-Grading Points
1 10001 Kaur, Man	W101 India	2.10m 6-10.75	9.22m 40.78%

## W30 Discus Throw 1kg

Name	Age Team	Finals	Age-Grading Points
1 30046 Ratnawati, Dwi	W34 Indonesia	38.48m 126-03	38.48m 50.10%
		35.76m 38.48m X X 37.57m	
2 30020 Tepea, Teumere	Luc W32 French Polynesia	28.77m 94-05	28.77m 37.46%
		26.49m 25.52m X 25.12m 26.19m 28.77m	

## W35 Discus Throw 1kg

Name	Age Team	Finals	Age-Grading Points
1 35085 Thorausch, Anja	W39 Germany	40.43m 132-08	41.91m 54.58%
		35.17m X 37.04m 35.90m 38.38m 40.43m	
2 35037 Brownrigg, Kristy	W37 Australia	34.43m 112-11	35.69m 46.48%
		33.02m 33.71m 32.20m 34.43m X 32.38m	
3 35034 McCaw, Deborah	W37 New Zealand	32.46m 106-06	33.65m 43.82%
		28.03m 29.52m X 30.86m 31.33m 32.46m	
4 35008 Grayson, Elizabeth	W35 New Zealand	31.65m 103-10	32.81m 42.73%
		27.10m 29.85m 30.05m 28.04m 26.21m 31.65m	
5 35018 Wright, Amanda	W36 Australia	23.33m 76-06	24.18m 31.50%
		23.23m X X 23.33m 21.77m X	

## W40 Discus Throw 1kg

Name	Age Team	Finals	Age-Grading Points
1 40044 Blackwood, Kim	W41 New Zealand	30.74m 100-10	34.27m 44.63%
		X 30.74m X X 27.43m 30.09m	
2 40057 Richmond, Kirsty	W42 New Zealand	26.02m 85-04	29.01m 37.78%
		21.58m 24.36m 18.93m 22.95m 22.78m 26.02m	
3 40072 Nuia, Vave	W42 New Zealand	21.27m 69-09	23.71m 30.88%
		X 17.83m 19.65m 16.50m 18.83m 21.27m	
4 40013 Grieve, Lee	W40 New Zealand	19.28m 63-03	21.49m 27.99%
		16.10m 15.89m 19.28m 15.55m 16.42m 16.84m	
5 40073 Bitcheno, Michelle	W42 New Zealand	18.97m 62-03	21.15m 27.54%
		16.28m 18.59m 18.97m X 18.76m 18.54m	

## World Masters Games - 23/04/2017 to 29/04/2017

## Trusts Arena

## Results - Age Grading: 5 Yr Indiv &amp; 5 yr Multi

## ...W40 Discus Throw 1kg

6 40062 Tauraa, Areau W42 French Polynesia 17.42m 57-02 19.42m 25.29%  
 X 14.34m 16.76m 15.75m 17.42m 16.77m

## W45 Discus Throw 1kg

Name	Age Team	Finals	Age-Grading Points
1 45002 Schardt, BettinaDa	W45 Germany	43.25m	141-11 52.15m 67.91%
43.25m 41.92m 40.43m 43.13m 39.32m 41.20m			
2 45020 Osborn, Megan	W45 New Zealand	31.96m	104-10 38.53m 50.18%
31.96m X 27.88m 30.97m 31.73m X			
3 45127 Matters, Toni	W49 Australia	30.82m	101-01 37.16m 48.39%
29.61m 25.73m 30.82m 30.42m 28.66m 30.60m			
4 45083 Davis, Brenda	W47 New Zealand	27.91m	91-07 33.65m 43.82%
25.98m 25.68m 26.71m X 27.91m 27.09m			
5 45061 Mackie, Althea	W47 Australia	26.74m	87-09 32.24m 41.98%
26.74m 24.34m 25.86m X X X			
6 45030 Chaffey, Mareea	W45 Australia	25.13m	82-05 30.30m 39.46%
19.89m 24.50m 23.53m 25.13m 23.79m X			
7 45068 Ingram, Richelle	W47 Australia	19.75m	64-09 23.81m 31.01%
19.75m 19.21m 16.81m 17.65m 19.39m 18.59m			

## W50 Discus Throw 1kg

Name	Age Team	Finals	Age-Grading Points
1 50066 Bates, Raylene	W51 New Zealand	34.54m	113-04 45.34m 59.04%
31.21m X X X 34.54m 30.27m			
2 50166 Hardy, Jayne	W54 Australia	30.74m	100-10 40.35m 52.55%
28.67m 26.78m X 27.39m 28.80m 30.74m			
3 50029 Lindeburg, Edith	W50 United States of	28.59m	93-09 37.53m 48.87%
21.95m 27.89m 27.47m 23.99m 28.59m 26.44m			
4 50163 Harvey, Vivienne	W54 New Zealand	25.41m	83-04 33.35m 43.44%
21.45m 24.14m X 21.32m 25.41m X			
5 50142 Ryan, Tina	W53 New Zealand	24.56m	80-07 32.24m 41.98%
22.81m X 24.56m X 22.62m X			
6 50088 Hodges, Tania	W52 New Zealand	24.18m	79-04 31.74m 41.33%
19.06m 21.43m 21.57m X X 24.18m			
7 50187 Engeler, Deborah	W54 Australia	23.71m	77-09 31.12m 40.53%
X 22.26m 23.71m X 20.43m 22.74m			
8 50145 Whatley, Susan	W53 Australia	21.32m	69-11 27.98m 36.44%
21.32m 19.31m 19.87m 18.75m 17.14m 18.54m			
9 50102 Uili, Lasela	W52 New Zealand	19.91m	65-04 26.13m 34.03%
19.91m X 16.81m			
10 50167 Charles, Vicki	W54 New Zealand	18.07m	59-03 23.72m 30.89%
18.07m 17.79m 16.96m			

## W55 Discus Throw 1kg

Name	Age Team	Finals	Age-Grading Points
1 55145 Gibbons, Sharon	W58 Australia	26.49m	86-11 38.16m 49.69%
25.99m 26.32m 26.49m 26.37m X X			
2 55051 Velcheva, Paulina	W56 Bulgaria	26.14m	85-09 37.65m 49.03%
23.78m 25.80m 22.60m 26.14m 24.59m 23.14m			

## World Masters Games - 23/04/2017 to 29/04/2017

## Trusts Arena

## Results - Age Grading: 5 Yr Indiv &amp; 5 yr Multi

## ...W55 Discus Throw 1kg

3	55049 Hansen, Belinda	W56 Australia	24.26m	79-07	34.95m	45.51%
	24.23m X 24.26m 22.63m 21.61m X					
4	55135 Barrett, Mary	W58 Ireland	24.19m	79-04	34.85m	45.38%
	22.44m 20.54m 24.19m 20.21m 20.52m 22.50m					
5	55109 Lewis, Patricia	W57 Australia	20.80m	68-03	29.96m	39.02%
	16.50m 20.22m 20.80m X 18.77m 14.33m					
6	55174 Silveira, Silvia H	W59 Brazil	20.00m	65-07	28.81m	37.52%
	17.54m 19.44m 18.29m 18.49m X 20.00m					
7	55170 Cubban, Ellena	W59 Australia	19.70m	64-07	28.38m	36.95%
	18.67m 17.36m X 18.44m 19.70m 18.38m					
8	55104 Sparrow, Wendy Ann	W57 United Kingdom	14.35m	47-01	20.67m	26.92%
	14.35m X X 11.61m 11.39m 12.82m					
9	55169 Polkinghorne, Chri	W59 New Zealand	8.59m	28-02	12.37m	16.11%
	8.49m 8.59m X - - -					

## W60 Discus Throw 1kg

Name	Age Team	Finals	Age-Grading Points
1 60060 Taylor, Jill	W61 Australia	24.09m	79-00 38.45m 50.06%
	22.11m 24.09m X 23.04m 22.45m 22.87m		
2 60148 Dion, Brenda	W60 Canada	16.85m	55-03 26.89m 35.02%
	16.85m 15.81m 15.47m 15.20m 16.20m 15.60m		
3 60054 Maeda, Kayako	W61 Japan	16.78m	55-01 26.78m 34.87%
	X 16.78m X X X 16.54m		
4 60093 Proud, Avril	W62 New Zealand	10.60m	34-09 16.91m 22.03%
	X X 10.60m X 10.33m 10.11m		

## W65 Discus Throw 1kg

Name	Age Team	Finals	Age-Grading Points
1 65078 Tomanek, Margareth	W67 Germany	28.53m	93-07 51.14m 66.60%
	26.94m X 27.04m 26.46m 26.30m 28.53m		
2 65118 Gosztolai, Maria T	W69 Hungary	27.00m	88-07 48.40m 63.03%
	24.69m 26.50m 25.93m 27.00m X 26.02m		
3 65025 Hamilton, Elizabet	W65 New Zealand	21.21m	69-07 38.02m 49.51%
	X 19.83m 20.68m 21.21m 19.68m 19.53m		
4 65115 Callander, Noni	W69 New Zealand	17.93m	58-10 32.14m 41.85%
	17.30m 16.47m 17.02m 17.93m 16.53m 15.76m		
5 65007 Van Bockel, Adrian	W65 Australia	16.72m	54-10 29.97m 39.03%
	14.62m 15.38m 16.72m 16.29m 14.48m 14.94m		
6 65114 Edwards, Sandra	W69 United States of	10.32m	33-10 18.50m 24.09%
	X X 7.50m 10.32m X 9.29m		

## W70 Discus Throw 1kg

Name	Age Team	Finals	Age-Grading Points
1 70075 Thomas, Mary	W72 Australia	22.34m	73-03 45.89m 59.75%
	18.80m X 21.33m X 22.15m 22.34m		
2 70041 Hamilton, Beverley	W71 Australia	21.90m	71-10 44.98m 58.57%
	X 21.10m X 19.50m 19.54m 21.90m		
3 70019 Sokolikova, Danica	W70 Slovakia	16.39m	53-09 33.66m 43.84%
	14.46m 16.02m X 16.39m X 16.05m		

## World Masters Games - 23/04/2017 to 29/04/2017

## Trusts Arena

## Results - Age Grading: 5 Yr Indiv &amp; 5 yr Multi

## ...W70 Discus Throw 1kg

4	70094	Kulikova, Galina	W74	Russia	11.34m	37-02	23.29m	30.33%
		X	11.23m	11.34m	X	11.13m	10.89m	
5	70085	Hooda, Sneha Lata	W73	India	8.80m	28-10	18.07m	23.54%
		8.57m	X	8.80m	7.75m	X	6.94m	

## W75 Discus Throw .75kg

Name	Age	Team	Finals	Age-Grading Points
1 75044 Tumurbat, Tserendo	W78	Mongolia	20.34m	66-09 43.82m 57.07%
			20.34m	X X 18.16m 19.28m 19.90m
2 75043 Padia, Elsbeth	W78	United States of	20.09m	65-11 43.28m 56.37%
				17.03m 18.95m 19.69m 20.09m 19.00m 18.21m
3 75006 Banens, Janice	W75	Australia	17.38m	57-00 37.44m 48.77%
				16.20m 16.60m 16.45m X 17.27m 17.38m
4 75005 Whitaker, Justine	W75	New Zealand	17.22m	56-06 37.10m 48.32%
				17.22m X X 16.93m X 15.74m
5 75015 Tilak, Shaila	W76	India	12.02m	39-05 25.89m 33.73%
				11.26m 11.56m 11.49m 11.78m 10.46m 12.02m
6 75034 Sharma, Usha	W78	India	8.41m	27-07 18.12m 23.60%
				7.77m 8.41m 7.06m 8.10m X 7.68m

## W80 Discus Throw .75kg

Name	Age	Team	Finals	Age-Grading Points
1 80028 Kovalenskaya, Gali	W82	Russia	17.71m	58-01 44.66m 58.16%
				15.64m 16.85m X 15.92m 17.08m 17.71m

## W90 Discus Throw .75kg

Name	Age	Team	Finals	Age-Grading Points
1 90001 Solaga, Joan	W90	Australia	5.95m	19-06 22.77m 29.65%
				5.95m 5.26m 4.29m 5.21m - -

## W35 Hammer Throw 4kg

Name	Age	Team	Finals	Age-Grading Points
1 35034 McCaw, Deborah	W37	United Kingdom	44.25m	145-02 48.41m 62.88%
				X X 39.44m 44.25m X 42.15m
2 35085 Thoraus, Anja	W39	Germany	27.94m	91-08 30.57m 39.70%
				25.48m 27.94m 27.01m 27.42m 27.71m X

## W40 Hammer Throw 4kg

Name	Age	Team	Finals	Age-Grading Points
1 40044 Blackwood, Kim	W41	New Zealand	34.01m	111-07 40.00m 51.96%
				34.01m 32.90m 32.97m 33.13m X 32.63m
2 40073 Bitcheno, Michelle	W42	New Zealand	26.78m	87-10 31.50m 40.91%
				26.34m 26.23m 26.78m X 25.02m 25.51m
3 40072 Nuia, Vave	W42	New Zealand	24.01m	78-09 28.24m 36.68%
				23.54m 23.24m 24.01m 23.24m X 20.18m

## World Masters Games - 23/04/2017 to 29/04/2017

## Trusts Arena

## Results - Age Grading: 5 Yr Indiv &amp; 5 yr Multi

## ...W40 Hammer Throw 4kg

4	40013	Grieve, Lee	W40	New Zealand	22.34m	73-03	26.27m	34.13%
					20.31m	20.77m	22.34m	20.54m 18.84m 17.28m

## W45 Hammer Throw 4kg

Name	Age Team	Finals	Age-Grading Points
1 45002 Schardt, BettinaDa	W45 Germany	42.80m	140-05 54.42m 70.69%
		42.80m 39.54m X X	40.40m 38.97m
2 45061 Mackie, Althea	W47 Australia	37.90m	124-04 48.19m 62.59%
		35.89m 37.90m 37.82m	37.84m 37.45m 35.72m
3 45083 Davis, Brenda	W47 New Zealand	35.13m	115-03 44.67m 58.02%
		32.24m 32.37m 34.27m	35.13m 33.94m 34.44m
4 45052 Lachat, Daniela	W46 Switzerland	35.08m	115-01 44.61m 57.94%
		33.59m 35.08m 34.81m	33.43m 33.30m X
5 45018 Dunlea, Karen	W45 New Zealand	31.65m	103-10 40.24m 52.27%
		31.65m 28.56m 31.36m	X 29.51m 25.95m
6 45020 Osborn, Megan	W45 New Zealand	18.62m	61-01 23.67m 30.75%
		X X 18.62m	X 18.03m X

## W70 Hammer Throw 3kg

Name	Age Team	Finals	Age-Grading Points
1 70075 Thomas, Mary	W72 Australia	28.80m	94-06 55.18m 71.66%
		27.35m 26.74m 26.20m	28.80m 28.20m 27.38m
2 70041 Hamilton, Beverley	W71 Australia	25.62m	84-01 49.08m 63.75%
		22.72m 22.01m 22.61m	21.40m 24.43m 25.62m
3 70019 Sokolikova, Danica	W70 Slovakia	24.30m	79-09 46.55m 60.46%
		X 22.50m 22.84m	20.78m 23.41m 24.30m

## W75 Hammer Throw 2kg

Name	Age Team	Finals	Age-Grading Points
1 75006 Banens, Janice	W75 Australia	32.62m	107-00 61.71m 80.15%
		32.02m 28.67m 27.69m	32.62m 31.61m 32.08m
2 75044 Tumurbat, Tserendo	W78 Mongolia	27.27m	89-06 51.58m 67.00%
		25.34m 27.27m 25.67m	25.92m 26.48m 27.14m
3 75005 Whitaker, Justine	W75 New Zealand	25.60m	84-00 48.43m 62.90%
		X 25.40m X 25.32m	24.56m 25.60m
4 75043 Padia, Elsbeth	W78 United States of	22.05m	72-04 41.71m 54.18%
		22.05m X X X	21.69m X

## W80 Hammer Throw 2kg

Name	Age Team	Finals	Age-Grading Points
1 80028 Kovalenskaya, Gali	W82 Russia	22.93m	75-03 49.59m 64.41%
		22.19m 22.06m 21.88m	20.82m 22.93m 20.39m

## World Masters Games - 23/04/2017 to 29/04/2017

## Trusts Arena

## Results - Age Grading: 5 Yr Indiv &amp; 5 yr Multi

## W85 Hammer Throw 2kg

Name	Age Team	Finals	Age-Grading Points
1 85006 van der Veeken, Cl	W85 New Zealand	16.09m	52-09 40.68m 52.84%
		15.23m 14.32m 16.09m 16.07m X X	
2 85013 Petley, Marcia	W88 New Zealand	15.59m	51-02 39.41m 51.20%
		15.37m 15.07m 15.07m 14.96m 14.60m 15.59m	

## W45 Javelin Throw 600g

Name	Age Team	Finals	Age-Grading Points
1 45083 Davis, Brenda	W47 New Zealand	26.89m	88-03 33.55m 45.97%
		25.31m 23.66m 23.43m 23.72m 24.80m 26.89m	
2 45127 Matters, Toni	W49 Australia	26.47m	86-10 33.03m 45.25%
		22.41m 23.24m 25.30m 23.32m X 26.47m	
3 45020 Osborn, Megan	W45 New Zealand	25.83m	84-09 32.23m 44.15%
		25.70m 24.38m 24.67m 25.69m 25.83m 25.59m	
4 45098 Taylor, Kim	W48 Canada	22.81m	74-10 28.46m 38.99%
		X 22.81m X 19.26m 21.56m 21.24m	
5 45068 Ingram, Richelle	W47 Australia	20.06m	65-10 25.03m 34.29%
		20.06m X 17.08m X X 18.14m	
6 45041 Jensen, Julie	W46 New Zealand	19.35m	63-06 24.14m 33.08%
		16.31m 19.35m 18.32m 17.86m X 18.15m	
7 45072 Bacon, Catherine	W47 New Zealand	17.72m	58-02 22.11m 30.29%
		16.67m 14.25m 16.68m 14.12m 17.72m 16.92m	
8 45040 Taylor, Jamie	W46 Australia	17.59m	57-08 21.95m 30.07%
		15.39m 15.37m X 16.26m 14.95m 17.59m	

## W50 Javelin Throw 500g

Name	Age Team	Finals	Age-Grading Points
1 50166 Hardy, Jayne	W54 Australia	29.91m	98-01 39.32m 53.86%
		27.88m 29.19m X 28.54m 29.91m 28.75m	
2 50180 Foster, Amanda	W54 New Zealand	25.95m	85-02 34.11m 46.73%
		25.95m X X X X 25.77m	
3 50029 Lindeburg, Edith	W50 United States of	25.44m	83-05 33.44m 45.81%
		23.03m 25.44m 21.92m X 24.10m 24.96m	
4 50141 Morgunova, Alexand	W53 Russia	25.10m	82-04 32.99m 45.20%
		18.51m 16.89m 21.19m 20.85m 25.10m 18.76m	
5 50163 Harvey, Vivienne	W54 New Zealand	21.69m	71-02 28.51m 39.06%
		19.34m 20.07m 20.33m 21.55m 21.69m X	
6 50088 Hodges, Tania	W52 New Zealand	18.14m	59-06 23.84m 32.67%
		X 16.60m 18.14m X X 17.80m	
7 50167 Charles, Vicki	W54 New Zealand	16.67m	54-08 21.91m 30.02%
		16.67m 14.72m 15.91m 15.51m 15.98m 15.54m	
8 50145 Whatley, Susan	W53 Australia	16.43m	53-11 21.60m 29.59%
		14.49m X 16.29m 14.56m 15.60m 16.43m	
9 50102 Uili, Lasela	W52 New Zealand	13.43m	44-01 17.65m 24.19%
		11.75m 12.43m 13.43m	

## World Masters Games - 23/04/2017 to 29/04/2017

## Trusts Arena

## Results - Age Grading: 5 Yr Indiv &amp; 5 yr Multi

## W55 Javelin Throw 500g

Name	Age Team	Finals	Age-Grading Points
1 55175 Dabrowski, Barbara	W59 Canada	31.50m	103-04 45.61m 62.49%
31.50m 31.10m X 30.38m 29.08m 31.39m			
2 55176 Jones, Terri	W59 Canada	22.88m	75-01 33.13m 45.39%
22.88m 21.86m 21.82m 22.04m 20.02m X			
3 55057 Barr, Joellen	W56 Canada	21.54m	70-08 31.19m 42.73%
19.92m X 17.18m 21.54m X X			
4 55135 Barrett, Mary	W58 Ireland	21.29m	69-10 30.83m 42.23%
20.64m 19.59m 21.29m 19.85m 20.07m 19.68m			
5 55132 Phelps, Jo	W58 United States of	20.53m	67-04 29.73m 40.73%
18.94m 20.17m 18.91m 17.50m X 20.53m			
6 55081 Hall, Tammy	W56 United States of	19.80m	64-11 28.67m 39.28%
17.87m 19.80m X 15.90m X 15.45m			
7 55044 Hayman, Jill	W56 New Zealand	19.74m	64-09 28.58m 39.16%
15.41m 19.74m X X X X			
8 55170 Cubban, Ellena	W59 Australia	19.25m	63-02 27.87m 38.19%
18.92m X 17.91m X 16.64m 19.25m			
9 55109 Lewis, Patricia	W57 Australia	18.25m	59-10 26.42m 36.20%
16.99m 18.25m X			
10 55104 Sparrow, Wendy Ann	W57 United Kingdom	10.06m	33-00 14.56m 19.96%
6.72m 7.69m 10.06m			
11 55169 Polkinghorne, Chri	W59 New Zealand	7.37m	24-02 10.67m 14.62%
7.37m 6.47m 7.34m			

## W35 1500 Metre Race Walk

Name	Age Team	Finals	Age-Grading Points
1 35057 Jones, Victoria	W38 New Zealand	10:45.35	10:39.29 52.72%

## W40 1500 Metre Race Walk

Name	Age Team	Finals	Age-Grading Points
1 40098 Lecharrois, Elyse	W44 Canada	9:54.74	9:32.44 58.87%
2 40022 Irvine, Carroll	W41 New Zealand	10:44.44	10:20.28 54.33%

## W45 1500 Metre Race Walk

Name	Age Team	Finals	Age-Grading Points
1 45121 Adams, Diana	W49 Australia	7:51.20	7:15.87 77.32%
2 45128 Wildsmith, Larissa	W49 New Zealand	9:29.07	8:46.39 64.02%
3 45071 Thistlewaite, Kare	W47 Australia	10:00.14	9:15.13 60.71%
4 45053 Chisholm, Sharon	W46 Canada	10:36.66	9:48.92 57.22%
5 45093 Porter, Arsenia	W48 US Minor Outlyin	10:49.71	10:00.99 56.07%

## W50 1500 Metre Race Walk

Name	Age Team	Finals	Age-Grading Points
1 50018 Smith, Corinne	W50 New Zealand	7:34.53	6:43.40 83.54%
2 50087 Koroina, Irina	W52 Russia	7:42.64	6:50.60 82.08%
3 50134 Staunton-Jugovic,	W53 Australia	7:47.70	6:55.09 81.19%



## World Masters Games - 23/04/2017 to 29/04/2017

## Trusts Arena

## Results - Age Grading: 5 Yr Indiv &amp; 5 yr Multi

## ...W50 1500 Metre Race Walk

4	50185	Weekes, Anne	W54	Australia	8:32.15	7:34.54	74.14%
5	50177	Palmer, Ginger Arm	W54	United States of	10:21.18	9:11.30	61.13%
6	50080	Nesti, Deborah	W52	New Zealand	10:44.87	9:32.33	58.88%
7	50164	Vaughan-Jones, Gil	W54	Australia	10:46.54	9:33.81	58.73%

## W55 1500 Metre Race Walk

Name	Age	Team	Finals	Age-Grading	Points
1 55004 Kichnbrand, Fras	W55	South Africa	8:17.40	7:02.80	79.71%
2 55161 Grimmett, Teresa	W59	New Zealand	9:08.65	7:46.36	72.26%
3 55115 Archibald, Sandra	W58	Canada	9:17.10	7:53.54	71.17%
4 55035 Hutton, Julianne	W55	New Zealand	9:38.04	8:11.34	68.59%
5 55127 Love, Bonnie	W58	Canada	10:31.37	8:56.67	62.80%
6 55071 D Souza, Tereza Th	W56	India	10:40.88	9:04.75	61.86%
7 55158 Cheechoo, Rachael	W59	Canada	10:53.96	9:15.87	60.63%
8 55061 Maybee, Mary-Ellen	W56	Canada	11:07.35	9:27.25	59.41%

## W60 1500 Metre Race Walk

Name	Age	Team	Finals	Age-Grading	Points
1 60113 Dominguez epouse A	W63	New Caledonia	9:16.50	7:31.10	74.71%
2 60121 Clark, Wendy	W63	United States of	9:25.49	7:38.39	73.52%
3 60135 Hamilton, Marianne	W64	United States of	9:56.78	8:03.75	69.66%
4 60132 Avilova, Vera	W64	Russia	10:06.81	8:11.89	68.51%
5 60131 Hancock, Elizabeth	W64	United States of	12:45.51	10:20.53	54.31%
6 60096 Diver, Mary	W63	United States of	13:07.84	10:38.63	52.77%
7 60024 O'Hara, Marylin	W60	New Zealand	14:15.99	11:33.87	48.57%

## W65 1500 Metre Race Walk

Name	Age	Team	Finals	Age-Grading	Points
1 65074 Carr, Heather	W67	New Zealand	8:11.52	6:17.59	89.25%
2 65010 Yasawa, Miyoko	W65	Japan	9:15.75	7:06.93	78.94%
3 65075 Wright, Sharon M.	W67	Canada	10:01.24	7:41.88	72.96%
4 65076 Tella, Lalitha	W67	Canada	10:34.42	8:07.37	69.15%

## W70 1500 Metre Race Walk

Name	Age	Team	Finals	Age-Grading	Points
1 70038 Wilson, Jacqueline	W71	New Zealand	8:55.65	6:27.07	87.07%
2 70003 Eichel, Yoko	W70	United States of	8:59.81	6:30.07	86.40%
3 70053 Frable, Kathleen	W71	United States of	9:28.07	6:50.49	82.10%
4 70027 Barber, Shirley	W70	New Zealand	10:58.96	7:56.17	70.77%
5 70085 Hooda, Sneha Lata	W73	India	14:41.64	10:37.08	52.90%

## W75 1500 Metre Race Walk

Name	Age	Team	Finals	Age-Grading	Points
1 75011 Jones, Daphne	W75	New Zealand	10:27.80	7:03.08	79.65%
2 75017 Popell, catherine	W76	United States of	11:48.17	7:57.24	70.61%

## World Masters Games - 23/04/2017 to 29/04/2017

## Trusts Arena

## Results - Age Grading: 5 Yr Indiv &amp; 5 yr Multi

## ...W75 1500 Metre Race Walk

3	75008	Kolesnikova, Alla	W75	Russia	12:21.66	8:19.81	67.43%
4	75034	Sharma, Usha	W78	India	13:38.44	9:11.55	61.10%
5	75015	Tilak, Shaila	W76	India	15:10.53	10:13.61	54.92%

## W90 1500 Metre Race Walk

Name	Age	Team	Finals	Age-Grading	Points
1 90001 Solaga, Joan	W90	Australia	18:41.85	9:31.48	58.97%

## W35 3000 Metre Race Walk

Name	Age	Team	Finals	Age-Grading	Points
1 35057 Jones, Victoria	W38	New Zealand	22:39.43	22:26.66	51.61%

## W40 3000 Metre Race Walk

Name	Age	Team	Finals	Age-Grading	Points
1 40098 Lecharrois, Elyse	W44	Canada	20:52.67	20:05.70	57.64%
2 40022 Irvine, Carroll	W41	New Zealand	22:19.93	21:29.69	53.89%

## W45 3000 Metre Race Walk

Name	Age	Team	Finals	Age-Grading	Points
1 45121 Adams, Diana	W49	Australia	16:52.12	15:36.22	74.24%
2 45128 Wildsmith, Larissa	W49	New Zealand	19:29.06	18:01.39	64.27%
3 45053 Chisholm, Sharon	W46	Canada	22:22.18	20:41.52	55.98%

## W50 3000 Metre Race Walk

Name	Age	Team	Finals	Age-Grading	Points
1 50018 Smith, Corinne	W50	New Zealand	15:35.43	13:50.20	83.72%
2 50087 Koroina, Irina	W52	Russia	16:38.94	14:46.56	78.39%
3 50134 Staunton-Jugovic,	W53	Australia	17:09.65	15:13.82	76.05%
4 50185 Weekes, Anne	W54	Australia	17:50.59	15:50.15	73.15%
5 50177 Palmer, Ginger Arm	W54	United States of	21:39.76	19:13.54	60.25%
6 50080 Nesti, Deborah	W52	New Zealand	23:50.67	21:09.73	54.74%
7 50187 Engeler, Deborah	W54	Australia	24:27.33	21:42.26	53.37%
-- 50164 Vaughan-Jones, Gil	W54	Australia	DQ		Rule 230.7
-- 50147 Vos, Rose-Marie	W53	New Zealand	DQ		Rule 230.7

## W55 3000 Metre Race Walk

Name	Age	Team	Finals	Age-Grading	Points
1 55004 Kichnbrand, Fras	W55	South Africa	17:25.47	14:46.77	78.37%
2 55115 Archibald, Sandra	W58	Canada	19:00.32	16:07.22	71.86%
3 55035 Hutton, Julianne	W55	New Zealand	20:17.60	17:12.77	67.29%
4 55158 Cheechoo, Rachael	W59	Canada	22:16.10	18:53.29	61.33%
5 55061 Maybee, Mary-Ellen	W56	Canada	22:51.36	19:23.19	59.75%
-- 55127 Love, Bonnie	W58	Canada	DQ		Rule 230.7

## World Masters Games - 23/04/2017 to 29/04/2017

## Trusts Arena

## Results - Age Grading: 5 Yr Indiv &amp; 5 yr Multi

## ...W55 3000 Metre Race Walk

-- 55161	Grimmett, Teresa	W59	New Zealand	DQ		Rule 230.4
-- 55071	D Souza, Tereza Th	W56	India	DQ		Rule 230.7

## W60 3000 Metre Race Walk

Name	Age	Team	Finals	Age-Grading	Points
1 60113	Dominguez epouse A	W63	New Caledonia	19:06.75	15:24.17 75.20%
2 60121	Clark, Wendy	W63	United States of	19:07.61	15:24.86 75.15%
3 60131	Hancock, Elizabeth	W64	United States of	26:05.28	21:01.46 55.09%
4 60096	Diver, Mary	W63	United States of	27:20.82	22:02.34 52.56%
5 60024	O'Hara, Marylin	W60	New Zealand	29:08.44	23:29.07 49.32%
-- 60132	Avilova, Vera	W64	Russia	DQ	Rule 230.7
-- 60135	Hamilton, Marianne	W64	United States of	DQ	Rule 230.7

## W65 3000 Metre Race Walk

Name	Age	Team	Finals	Age-Grading	Points
1 65074	Carr, Heather	W67	New Zealand	17:44.64	13:29.56 85.85%
2 65010	Yasawa, Miyoko	W65	Japan	18:59.29	14:26.32 80.22%
3 65075	Wright, Sharon M.	W67	Canada	20:52.52	15:52.42 72.97%
4 65076	Tella, Lalitha	W67	Canada	21:43.06	16:30.85 70.14%

## W70 3000 Metre Race Walk

Name	Age	Team	Finals	Age-Grading	Points
1 70038	Wilson, Jacqueline	W71	New Zealand	18:53.35	13:26.72 86.15%
2 70003	Eichel, Yoko	W70	United States of	19:17.93	13:44.22 84.32%
3 70053	Frable, Kathleen	W71	United States of	20:20.50	14:28.76 80.00%
4 70027	Barber, Shirley	W70	New Zealand	22:31.42	16:01.95 72.25%
-- 70058	Mienie, Dawn	W71	New Zealand	DQ	Rule 230.7

## W75 3000 Metre Race Walk

Name	Age	Team	Finals	Age-Grading	Points
1 75011	Jones, Daphne	W75	New Zealand	21:40.18	14:18.38 80.97%
-- 75008	Kolesnikova, Alla	W75	Russia	DQ	Rule 230.7

## W90 3000 Metre Race Walk

Name	Age	Team	Finals	Age-Grading	Points
1 90002	Lee, Heather	W90	Australia	26:52.70	13:04.74 88.56%

## W50+ 1500 Metre Para

Name	Age	Team	Finals	Age-Grading
1 50053	Bolormaa T12, Ban	W51	Mongolia	6:16.80 5:25.07 71.52%

## World Masters Games - 23/04/2017 to 29/04/2017

## Trusts Arena

## Results - Age Grading: 5 Yr Indiv &amp; 5 yr Multi

## M30 100 Metre

Name	Age Team	Finals	Wind	Age-Grading
1 30041 Farlow, Adam	M34 Australia	11.35	-1.5	11.36 86.26%
2 30024 Tanaka, Jun	M32 Japan	11.88	-1.5	11.89 82.41%
3 30032 Simonella, Lucio E	M33 Argentina	11.93	-1.5	11.94 82.06%
4 30047 Weekes, Andrew	M34 New Zealand	11.95	-1.5	11.96 81.92%
5 30007 Crombie, Luke	M30 New Zealand	12.64	-1.5	12.65 77.45%
6 30039 Merzdorf, Enrico	M33 Germany	13.00	-1.5	13.01 75.31%
7 30030 Riddet, Gordon	M32 New Zealand	14.07	-1.5	14.08 69.58%

## M35 100 Metre

Name	Age Team	Prelims	Wind	Age-Grading	H#
Preliminaries					
1 35047 Potter, Benjamin	M37 New Zealand	11.59Q	-1.5	11.44 85.59%	1
2 35074 Permal, Roveen Shi	M39 Fiji	13.09Q	-1.7	12.92 75.78%	2
3 35052 Garrett, David	M38 New Zealand	12.08Q	-1.5	11.93 82.12%	1
4 35021 Verar, Wilferdo	M36 New Zealand	14.23Q	-1.7	14.05 69.71%	2
5 35049 Hanekom, Gideon	M37 New Zealand	12.42Q	-1.5	12.26 79.87%	1
6 35020 Orr, Robert	M36 New Zealand	12.63Q	-1.7	12.47 78.54%	2
7 35080 Carnate, Brian	M39 Canada	11.63q	-1.7	11.48 85.30%	2
8 35011 McGovern, Scott	M35 New Zealand	12.90q	-1.7	12.74 76.90%	2
9 35059 Patil, Parag	M38 India	13.38	-1.5	13.21 74.14%	1
10 35079 Campbell, Nicholas	M39 New Zealand	15.15	-1.5	14.96 65.48%	1

## M35 100 Metre

Name	Age Team	Finals	Wind	Age-Grading
Finals				
1 35080 Carnate, Brian	M39 Canada	11.51	NWI	11.36 86.19%
2 35047 Potter, Benjamin	M37 New Zealand	11.52	NWI	11.37 86.11%
3 35052 Garrett, David	M38 New Zealand	12.11	NWI	11.96 81.92%
4 35049 Hanekom, Gideon	M37 New Zealand	12.42	NWI	12.26 79.87%
5 35020 Orr, Robert	M36 New Zealand	12.60	NWI	12.44 78.73%
6 35011 McGovern, Scott	M35 New Zealand	13.05	NWI	12.88 76.02%
7 35074 Permal, Roveen Shi	M39 Fiji	13.15	NWI	12.98 75.44%

## M40 100 Metre

Name	Age Team	Prelims	Wind	Age-Grading	H#
Preliminaries					
1 40077 Minakuchi, Masato	M43 Japan	11.77Q	-1.9	11.28 86.83%	1
2 40027 Bubnov, Pavel	M41 Russia	11.90Q	-1.4	11.40 85.88%	2
3 40084 Lambert, Mark Will	M43 New Zealand	12.09Q	-1.2	11.58 84.53%	4
4 40024 Nightingale, James	M41 New Zealand	12.18Q	-2.1	11.67 83.91%	3
5 40017 Zaitcev, Ivan	M40 Russia	11.92Q	-1.4	11.42 85.74%	2
6 40097 Ishiguro, Fumiyaso	M43 Japan	11.96Q	-1.9	11.46 85.45%	1
7 40036 Mannix, Shane	M41 New Zealand	12.51Q	-1.2	11.99 81.69%	4
8 40012 Deepak, Deepak	M40 India	14.01Q	-2.1	13.42 72.95%	3
9 40019 Kraft, Alejandro A	M40 Argentina	12.73Q	-1.9	12.20 80.28%	1
10 40093 Maier, Bjoern	M43 Germany	13.05Q	-1.2	12.50 78.31%	4
11 40091 Arao, Daisuke	M43 New Zealand	13.21Q	-1.4	12.66 77.37%	2

## World Masters Games - 23/04/2017 to 29/04/2017

## Trusts Arena

## Results - Age Grading: 5 Yr Indiv &amp; 5 yr Multi

## ...M40 100 Metre

12	40110	Bolton, Nicholas	M44	New Zealand	14.30Q	-2.1	13.70	71.47%	3
13	40007	Pakenham, Francis	M40	New Zealand	13.26q	-1.9	12.71	77.07%	1
14	40108	Batchelor, Robert	M44	New Zealand	13.32q	-1.4	12.76	76.73%	2
15	40014	McLean, Andrew	M40	Australia	13.36q	-1.9	12.80	76.50%	1
16	40107	Nogaj, Stefan	M44	New Zealand	13.48q	-1.2	12.92	75.82%	4
17	40069	Brown, Gavin	M42	New Zealand	17.45	-2.1	16.72	58.57%	3
18	40112	du Plessis, Morne	M44	New Zealand	24.70	-1.9	23.66	41.38%	1
19	40006	Schollum, Matthew	M40	New Zealand	1:23.21	-2.1	1:19.70	12.28%	3

## M40 100 Metre

Name	Age	Team	Finals	Wind	Age-Grading	H#			
Finals									
1	40027	Bubnov, Pavel	M41	Russia	11.66	NWI	11.17	87.65%	1
2	40077	Minakuchi, Masato	M43	Japan	11.67	NWI	11.18	87.57%	1
3	40097	Ishiguro, Fumiyaso	M43	Japan	11.85	NWI	11.35	86.24%	1
4	40017	Zaitcev, Ivan	M40	Russia	11.87	NWI	11.37	86.10%	1
5	40024	Nightingale, James	M41	New Zealand	11.92	NWI	11.42	85.74%	1
6	40084	Lambert, Mark Will	M43	New Zealand	11.99	NWI	11.49	85.24%	1
7	40036	Mannix, Shane	M41	New Zealand	12.26	NWI	11.75	83.36%	1
8	40019	Kraft, Alejandro A	M40	Argentina	12.98	-3.3	12.44	78.74%	2
9	40012	Deepak, Deepak	M40	India	13.91	NWI	13.33	73.47%	1
10	40108	Batchelor, Robert	M44	New Zealand	16.14	-3.3	15.46	63.32%	2

## M45 100 Metre

Name	Age	Team	Prelims	Wind	Age-Grading	H#			
Preliminaries									
1	45073	Hargreaves, Steven	M47	New Zealand	12.00Q	-2.6	11.15	87.83%	1
2	45136	Hanna, Robert	M49	Australia	12.36Q	-1.3	11.48	85.28%	2
3	45012	Cassin, Andrew	M45	Australia	12.15Q	-2.6	11.29	86.75%	1
4	45028	DeMarco, David	M45	United States of	12.65Q	-1.3	11.75	83.32%	2
5	45065	David, Alexander B	M47	Germany	12.70Q	-1.3	11.80	82.99%	2
6	45092	Dorset, Scott	M48	United Kingdom	12.80Q	-2.6	11.89	82.34%	1
7	45078	Dietz, Stefan Joha	M47	Germany	12.76q	-1.3	11.86	82.60%	2
8	45009	Baird, Jonathan	M45	New Zealand	13.15q	-2.6	12.22	80.15%	1
9	45094	Boros, Zoltan	M48	Hungary	13.29	-2.6	12.35	79.31%	1
10	45103	Rogo, Henry	M48	New Zealand	13.30	-1.3	12.36	79.25%	2
11	45055	Stephenson, Willia	M46	New Zealand	13.67	-2.6	12.70	77.10%	1
12	45007	Seymour, Craig Nel	M45	New Zealand	14.02	-1.3	13.03	75.18%	2
13	45100	Li, Linghan	M48	New Zealand	15.18	-1.3	14.10	69.43%	2
14	45037	Chahal, Prithipal	M46	India	17.35	-2.6	16.12	60.75%	1

## M45 100 Metre

Name	Age	Team	Finals	Wind	Age-Grading	Points			
Finals									
1	45012	Cassin, Andrew	M45	Australia	11.88	-0.1	11.04	88.72%	10
2	45073	Hargreaves, Steven	M47	New Zealand	12.08	-0.1	11.22	87.25%	8
3	45136	Hanna, Robert	M49	Australia	12.26	-0.1	11.39	85.97%	6
4	45028	DeMarco, David	M45	United States of	12.46	-0.1	11.58	84.59%	5
5	45065	David, Alexander B	M47	Germany	12.61	-0.1	11.72	83.58%	4

## World Masters Games - 23/04/2017 to 29/04/2017

## Trusts Arena

## Results - Age Grading: 5 Yr Indiv &amp; 5 yr Multi

## ...M45 100 Metre

6	45092	Dorset, Scott	M48	United Kingdom	12.77	-0.1	11.86	82.54%	3
7	45078	Dietz, Stefan Joha	M47	Germany	12.80	-0.1	11.89	82.34%	2
8	45009	Baird, Jonathan	M45	New Zealand	12.87	-0.1	11.96	81.90%	1

## M50 100 Metre

Name	Age	Team	Prelims	Wind	Age-Grading	H#			
Preliminaries									
1	50118	Barros Van Hovell	M53	Chile	12.66Q	-1.1	11.39	85.94%	3
2	50169	Solomon, Bruce	M54	New Zealand	12.99Q	-2.9	11.69	83.76%	2
3	50054	Tan, Tony	M51	New Zealand	13.04Q	-1.5	11.74	83.44%	1
4	50056	Roberts, Christoph	M51	New Zealand	13.57Q	-1.4	12.21	80.18%	4
5	50144	Provenzano, Alan G	M53	Australia	13.12Q	-1.1	11.81	82.93%	3
6	50188	Duggan, Duane	M54	New Zealand	13.53Q	-1.5	12.18	80.41%	1
7	50123	Macfarlane, Mark	M53	New Zealand	13.68Q	-2.9	12.31	79.53%	2
8	50130	Munro, James	M53	Australia	13.81Q	-1.4	12.43	78.78%	4
9	50100	Cooke, Anthony	M52	New Zealand	13.83Q	-1.4	12.45	78.67%	4
10	50025	Klopper, Thomas	M50	New Zealand	14.17Q	-2.9	12.75	76.78%	2
11	50078	Letros, Tom	M52	Canada	14.21Q	-1.1	12.79	76.57%	3
12	50013	Thistlewaite, Phil	M50	Australia	15.39Q	-1.5	13.85	70.70%	1
13	50178	Young, Dudley	M54	New Zealand	14.23	-1.1	12.81	76.46%	3
14	50108	Oxenbridge, David	M52	Australia	14.53	-1.4	13.08	74.88%	4
15	50028	D'Silva, Dominic	M50	New Zealand	14.79	-1.4	13.31	73.56%	4
16	50074	Adams, Marc	M51	New Zealand	15.54	-1.1	13.98	70.01%	3
17	50051	Austin, Russell	M51	Australia	16.15	-2.9	14.53	67.37%	2

## M50 100 Metre

Name	Age	Team	Finals	Wind	Age-Grading	H#			
Finals									
1	50118	Barros Van Hovell	M53	Chile	12.76	-2.6	11.48	85.27%	1
2	50169	Solomon, Bruce	M54	New Zealand	12.83	-2.6	11.55	84.80%	1
3	50054	Tan, Tony	M51	New Zealand	12.97	-2.6	11.67	83.89%	1
4	50144	Provenzano, Alan G	M53	Australia	13.09	-2.6	11.78	83.12%	1
5	50188	Duggan, Duane	M54	New Zealand	13.54	-2.6	12.19	80.35%	1
6	50123	Macfarlane, Mark	M53	New Zealand	13.85	-2.6	12.46	78.56%	1
7	50100	Cooke, Anthony	M52	New Zealand	14.00	-2.6	12.60	77.71%	1
7	50130	Munro, James	M53	Australia	14.00	-2.6	12.60	77.71%	1
9	50178	Young, Dudley	M54	New Zealand	14.70	-3.3	13.23	74.01%	2
10	50028	D'Silva, Dominic	M50	New Zealand	15.05	-3.3	13.54	72.29%	2
11	50074	Adams, Marc	M51	New Zealand	15.73	-3.3	14.16	69.17%	2

## M55 100 Metre

Name	Age	Team	Prelims	Wind	Age-Grading	H#			
Preliminaries									
1	55006	Benoit, Michael	M55	Australia	12.75Q	-1.8	11.10	88.24%	1
2	55065	Garcia, Jose Anton	M56	Chile	13.21Q	-1.6	11.50	85.16%	3
3	55021	Trapp, Robert	M55	Canada	13.39Q	-1.6	11.66	84.02%	2
4	55107	Burden, Stephen	M57	New Zealand	13.03Q	-1.8	11.35	86.34%	1
5	55162	Cumberpatch, Murra	M59	New Zealand	13.67Q	-1.6	11.90	82.30%	3
6	55072	Turner, Timothy	M56	New Zealand	13.76Q	-1.6	11.98	81.76%	2

## World Masters Games - 23/04/2017 to 29/04/2017

## Trusts Arena

## Results - Age Grading: 5 Yr Indiv &amp; 5 yr Multi

## ...M55 100 Metre

7	55096	Black, Murray	M57	Canada	13.31q	-1.8	11.59	84.52%	1
8	55097	Rawson, Gary	M57	New Zealand	13.48q	-1.8	11.74	83.46%	1
9	55047	Kuzmichev, Valeriy	M56	Spain	13.62	-1.8	11.86	82.60%	1
10	55156	Govender, Dennis M	M59	Australia	14.35	-1.6	12.50	78.40%	2
11	55091	Dixon, Mark	M57	Australia	14.44	-1.6	12.58	77.91%	2
12	55168	Kuwata, Hideo	M59	Japan	14.49	-1.6	12.62	77.64%	2
13	55022	Patil, Deepak	M55	India	15.34	-1.8	13.36	73.34%	1
14	55009	Latimer, Hugh	M55	Australia	15.40	-1.6	13.41	73.05%	3
15	55032	Keshishian, Hovik	M55	Australia	15.57	-1.6	13.56	72.25%	3
16	55023	Nankervis, Dirk	M55	Australia	16.05	-1.6	13.98	70.09%	2

## M55 100 Metre

Name	Age	Team	Finals	Wind	Age-Grading
Finals					
1	55107	Burden, Stephen	M57	New Zealand	13.18 -2.6 11.48 85.36%
2	55021	Trapp, Robert	M55	Canada	13.24 -2.6 11.53 84.97%
3	55065	Garcia, Jose Anton	M56	Chile	13.26 -2.6 11.55 84.84%
4	55006	Benoit, Michael	M55	Australia	13.30 -2.6 11.58 84.59%
5	55097	Rawson, Gary	M57	New Zealand	13.53 -2.6 11.78 83.15%
6	55096	Black, Murray	M57	Canada	13.65 -2.6 11.89 82.42%
7	55162	Cumberpatch, Murra	M59	New Zealand	13.66 -2.6 11.90 82.36%
8	55072	Turner, Timothy	M56	New Zealand	13.91 -2.6 12.11 80.88%

## M60 100 Metre

Name	Age	Team	Prelims	Wind	Age-Grading	H#
Preliminaries						
1	60015	Rossi, Valter	M60	Italy	13.19Q -2.7 11.10 88.25%	1
2	60072	Torie, Phillip	M62	United States of	13.47Q -2.1 11.34 86.41%	3
3	60065	O'Leary, Dennis	M61	New Zealand	13.79Q -1.6 11.61 84.41%	2
4	60049	Barff, Noel	M61	French Polynesia	14.38Q -1.6 12.10 80.95%	2
5	60005	Velazques Sandoval	M60	Mexico	14.50Q -2.7 12.21 80.28%	1
6	60036	MacKinnon, James	M60	New Zealand	14.65Q -2.1 12.33 79.45%	3
6	60021	Matthews, Brian	M60	United Kingdom	14.65Q -2.1 12.33 79.45%	3
8	60023	Downey, Shane Patr	M60	New Zealand	14.53q -1.6 12.23 80.11%	2
9	60133	Larsback, Herbert	M64	Canada	14.61 -1.6 12.30 79.67%	2
10	60004	Dakasth, Padmanabh	M60	India	14.79 -2.1 12.45 78.70%	3
11	60115	Riddell, David	M63	New Zealand	14.81 -2.7 12.47 78.60%	1
12	60080	Gurba, Alexander	M62	Canada	15.40 -2.7 12.96 75.58%	1
12	60056	Dobson, Michael	M61	New Zealand	15.40 -2.7 12.96 75.58%	1
14	60145	Singh, Rashpal	M64	United Kingdom	15.99 -1.6 13.46 72.80%	2
15	60106	Gordon, Andrew	M63	New Zealand	16.01 -2.1 13.48 72.70%	3
16	60017	Nitharwal, Umaram	M60	India	16.90 -2.7 14.22 68.88%	1
17	60061	Fletcher, Andrew	M61	New Zealand	16.99 -1.6 14.30 68.51%	2

## M60 100 Metre

Name	Age	Team	Finals	Wind	Age-Grading
Finals					
1	60015	Rossi, Valter	M60	Italy	12.93 NWI 10.88 90.02%
2	60072	Torie, Phillip	M62	United States of	13.10 NWI 11.03 88.85%

## World Masters Games - 23/04/2017 to 29/04/2017

## Trusts Arena

## Results - Age Grading: 5 Yr Indiv &amp; 5 yr Multi

## ...M60 100 Metre

3	60065	O'Leary, Dennis	M61	New Zealand	13.30	NWI	11.20	87.52%
4	60005	Velazques Sandoval	M60	Mexico	13.32	NWI	11.21	87.39%
5	60049	Barff, Noel	M61	French Polynesia	14.32	NWI	12.05	81.28%
6	60021	Matthews, Brian	M60	United Kingdom	14.33	NWI	12.06	81.23%
7	60023	Downey, Shane Patr	M60	New Zealand	18.19	NWI	15.31	63.99%

## M65 100 Metre

Name	Age	Team	Prelims	Wind	Age-Grading	H#
Preliminaries						
1	65013	Sebastiao, Takeo T	M65	Brazil	13.70Q -1.9	11.12 88.10% 1
2	65044	Hinds, David	M66	United Kingdom	14.11Q -1.6	11.45 85.54% 2
3	65062	Kishore, Kadi	M67	India	15.32Q -2.4	12.43 78.79% 3
4	65073	Malcolmson, Lauren	M67	New Zealand	13.96Q -1.9	11.33 86.46% 1
5	65024	Stewart, Donald	M65	Australia	14.33Q -1.6	11.63 84.23% 2
6	65123	Klein, Jurgen	M69	Germany	15.45Q -2.4	12.54 78.12% 3
7	65008	Green, Warren	M65	New Zealand	14.68q -1.6	11.91 82.22% 2
8	65060	Hecker, Winifred W	M67	Germany	14.75q -1.9	11.97 81.83% 1
9	65071	Paddam, Vincent	M67	New Zealand	15.12 -1.6	12.27 79.83% 2
10	65082	Lang, Robert	M68	United States of	15.70 -1.6	12.74 76.88% 2
11	65001	Maseratti, Robert	M65	United States of	16.10 -1.6	13.06 74.97% 2
12	65089	Parkash, Vu	M68	India	16.27 -1.6	13.20 74.19% 2
13	65083	Roberts, Keith Dou	M68	New Zealand	16.32 -1.9	13.24 73.96% 1
14	65034	Williams, Dennis K	M65	New Zealand	17.28 -2.4	14.02 69.85% 3
15	65027	van Niekerk, Huber	M65	Canada	17.49 -1.9	14.19 69.01% 1
16	65096	Guillaume, Michel	M68	France	19.55 -2.4	15.86 61.74% 3
17	65005	Atkins, Johnathan	M65	Australia	25.36 -1.9	20.57 47.59% 1
--	65039	Kies, Roger	M66	United States of	DNF -2.4	3

## M65 100 Metre

Name	Age	Team	Finals	Wind	Age-Grading
Finals					
1	65013	Sebastiao, Takeo T	M65	Brazil	13.70 -2.5 11.12 88.10%
2	65073	Malcolmson, Lauren	M67	New Zealand	13.87 -2.5 11.25 87.02%
3	65024	Stewart, Donald	M65	Australia	14.17 -2.5 11.50 85.18%
4	65044	Hinds, David	M66	United Kingdom	14.51 -2.5 11.77 83.18%
5	65060	Hecker, Winifred W	M67	Germany	14.53 -2.5 11.79 83.07%
6	65008	Green, Warren	M65	New Zealand	14.75 -2.5 11.97 81.83%
7	65062	Kishore, Kadi	M67	India	15.32 -2.5 12.43 78.79%
8	65123	Klein, Jurgen	M69	Germany	15.69 -2.5 12.73 76.93%

## M70 100 Metre

Name	Age	Team	Prelims	Wind	Age-Grading	H#
Preliminaries						
1	70071	Brown, Kenton	M72	United States of	13.71Q -2.8	10.67 91.76% 1
2	70021	Guptill, Trevor	M70	New Zealand	14.64Q -2.9	11.40 85.93% 2
3	70012	Deleiros, Anthony	M70	New Zealand	14.58Q -2.8	11.35 86.28% 1
4	70013	Lippoldes, Udo Lad	M70	Germany	15.16Q -2.9	11.80 82.98% 2
5	70007	Bal, Bahadur Singh	M70	India	14.60Q -2.8	11.37 86.16% 1
6	70044	Elanjyil, Joseph	M71	India	15.54Q -2.9	12.10 80.95% 2



## World Masters Games - 23/04/2017 to 29/04/2017

## Trusts Arena

## Results - Age Grading: 5 Yr Indiv &amp; 5 yr Multi

## ...M70 100 Metre

7	70016	Mintz, Bruce Ellio	M70	Canada	15.59q	-2.9	12.14	80.69%	2
8	70081	Cleland, Thomas	M73	New Zealand	17.15q	-2.9	13.35	73.35%	2
9	70002	Waite, Guy	M70	New Caledonia	18.27	-2.9	14.22	68.86%	2
10	70018	Tremain, David	M70	New Zealand	19.28	-2.8	15.01	65.25%	1
11	70045	Clarke, Roy	M71	New Zealand	20.00	-2.9	15.57	62.90%	2

## M70 100 Metre

Name	Age	Team	Finals	Wind	Age-Grading
------	-----	------	--------	------	-------------

## Finals

1	70071	Brown, Kenton	M72	United States of	13.38	-0.4	10.42	94.02%
2	70021	Guptill, Trevor	M70	New Zealand	14.22	-0.4	11.07	88.47%
3	70007	Bal, Bahadur Singh	M70	India	14.48	-0.4	11.27	86.88%
4	70012	Deleiros, Anthony	M70	New Zealand	14.49	-0.4	11.28	86.82%
5	70013	Lippoldes, Udo Lad	M70	Germany	14.92	-0.4	11.62	84.32%
6	70044	Elanjiyil, Joseph	M71	India	15.37	-0.4	11.97	81.85%
7	70016	Mintz, Bruce Ellio	M70	Canada	15.68	-0.4	12.21	80.23%
8	70081	Cleland, Thomas	M73	New Zealand	17.24	-0.4	13.42	72.97%

## M75 100 Metre

Name	Age	Team	Prelims	Wind	Age-Grading	H#
------	-----	------	---------	------	-------------	----

## Preliminaries

1	75021	Denson, Charlesdon	M76	United States of	15.86Q	-1.7	11.76	83.29%	1
2	75035	Chantrill, David	M78	Australia	17.51Q	-3.9	12.98	75.44%	2
3	75039	Singh, Gurdev	M78	Canada	17.71Q	-3.9	13.13	74.59%	2
4	75047	Eastmond, Raymond	M79	New Zealand	18.71Q	-1.7	13.87	70.60%	1
5	75026	Russell, Graham	M77	New Zealand	20.49Q	-3.9	15.19	64.47%	2
6	75040	Neuzil, Kamil	M78	Czech Republic	22.63Q	-1.7	16.77	58.37%	1
7	75052	McLaren, George	M79	New Zealand	22.37q	-3.9	16.58	59.05%	2
8	75014	Grenhall, Jan Wald	M76	Switzerland	23.12q	-3.9	17.13	57.14%	2
9	75001	Vayrynen, Eero	M75	Finland	28.57	-1.7	21.17	46.24%	1

## M75 100 Metre

Name	Age	Team	Finals	Wind	Age-Grading
------	-----	------	--------	------	-------------

## Finals

1	75021	Denson, Charlesdon	M76	United States of	15.54	-0.3	11.52	85.01%
2	75035	Chantrill, David	M78	Australia	16.56	-0.3	12.27	79.77%
3	75039	Singh, Gurdev	M78	Canada	17.67	-0.3	13.10	74.76%
4	75047	Eastmond, Raymond	M79	New Zealand	18.69	-0.3	13.85	70.68%
5	75014	Grenhall, Jan Wald	M76	Switzerland	25.20	-0.3	18.68	52.42%

## M80 100 Metre

Name	Age	Team	Finals	Wind	Age-Grading
------	-----	------	--------	------	-------------

1	80011	Dunn, David	M80	Canada	15.76	-2.4	10.98	89.15%
2	80014	Reade, David	M81	New Zealand	16.17	-2.4	11.27	86.89%
3	80001	Kuramshin, Ramir	M80	Russia	17.02	-2.4	11.86	82.55%
4	80019	Kabele, Antonin	M81	Czech Republic	17.74	-2.4	12.36	79.20%
5	80017	Sharma, Dev	M81	Canada	18.21	-2.4	12.69	77.16%

## World Masters Games - 23/04/2017 to 29/04/2017

## Trusts Arena

## Results - Age Grading: 5 Yr Indiv &amp; 5 yr Multi

## ...M80 100 Metre

6	80026	Jones, James	M82	New Zealand	21.87	-2.4	15.24	64.24%
7	80012	Sheaf, Peter	M81	New Zealand	24.35	-2.4	16.97	57.70%

## M85 100 Metre

Name	Age	Team	Finals	Wind	Age-Grading
1 85001 Hughes, Richard	M85	Australia	17.04	-1.8	10.95 89.44%
2 85007 Douglas, Stephen J	M86	New Zealand	23.52	-1.8	15.11 64.80%
3 85008 Mein, Hector	M87	New Zealand	23.77	-1.8	15.27 64.11%

## M90 100 Metre

Name	Age	Team	Finals	Wind	Age-Grading
1 90003 Martin, Allan	M90	New Zealand	21.33	-1.8	12.24 80.03%

## M30 200 Metre

Name	Age	Team	Prelims	Wind	Age-Grading	H#
Preliminaries						
1 30041 Farlow, Adam	M34	Australia	22.60Q	1.0	22.61 85.49%	2
2 30047 Weekes, Andrew	M34	New Zealand	24.15Q	-1.2	24.16 80.00%	1
3 30019 Grant, Brayden	M31	New Zealand	23.23Q	1.0	23.24 83.17%	2
4 30032 Simonella, Lucio E	M33	Argentina	24.37Q	-1.2	24.38 79.28%	1
5 30024 Tanaka, Jun	M32	Japan	24.74Q	-1.2	24.75 78.09%	1
6 30009 Berasategui, Matia	M30	Argentina	25.07Q	1.0	25.08 77.06%	2
7 30039 Merzdorf, Enrico	M33	Germany	25.69q	-1.2	25.70 75.20%	1
8 30030 Riddet, Gordon	M32	New Zealand	28.13q	-1.2	28.14 68.68%	1
9 30023 Luoto, Severi	M32	New Zealand	28.84	1.0	28.85 66.99%	2

## M30 200 Metre

Name	Age	Team	Finals	Wind	Age-Grading	Points
Finals						
1 30041 Farlow, Adam	M34	Australia	22.13	-0.7	22.14 87.30%	
2 30019 Grant, Brayden	M31	New Zealand	22.99	-0.7	23.00 84.04%	
3 30024 Tanaka, Jun	M32	Japan	23.34	-0.7	23.35 82.78%	
4 30047 Weekes, Andrew	M34	New Zealand	24.06	-0.7	24.07 80.30%	
5 30032 Simonella, Lucio E	M33	Argentina	24.40	-0.7	24.41 79.18%	
6 30009 Berasategui, Matia	M30	Argentina	24.93	-0.7	24.94 77.50%	
7 30030 Riddet, Gordon	M32	New Zealand	27.17	-0.7	27.18 71.11%	

## M35 200 Metre

Name	Age	Team	Finals	Wind	Age-Grading
1 35047 Potter, Benjamin	M37	New Zealand	22.14	0.6	21.78 88.71%
2 35035 Stone, Jay	M37	Australia	22.63	0.6	22.27 86.79%
3 35052 Garrett, David	M38	New Zealand	23.24	0.6	22.87 84.51%
4 35028 Stefaniak, Jonatha	M36	Australia	23.39	0.6	23.01 83.97%
5 35080 Carnate, Brian	M39	Canada	23.40	0.6	23.02 83.93%
6 35053 Rossiter, Mark	M38	Australia	23.89	0.6	23.51 82.21%

## World Masters Games - 23/04/2017 to 29/04/2017

## Trusts Arena

## Results - Age Grading: 5 Yr Indiv &amp; 5 yr Multi

## ...M35 200 Metre

7	35020	Orr, Robert	M36	New Zealand	25.03	0.6	24.63	78.47%
---	-------	-------------	-----	-------------	-------	-----	-------	--------

## M40 200 Metre

Name	Age	Team	Finals	Wind	Age-Grading	Points	
1	40029	Holroyd, Wayne	M41	South Africa	22.91	0.6	21.85 88.43%
2	40024	Nightingale, James	M41	New Zealand	23.66	0.6	22.57 85.63%
3	40084	Lambert, Mark Will	M43	New Zealand	23.70	0.6	22.61 85.49%
4	40036	Mannix, Shane	M41	New Zealand	24.75	0.6	23.61 81.86%
5	40007	Pakenham, Francis	M40	New Zealand	26.14	0.6	24.93 77.51%
6	40040	Donoghy, Colin	M41	New Zealand	26.39	0.6	25.17 76.77%
7	40093	Maier, Bjoern	M43	Germany	26.71	0.6	25.48 75.85%
8	40107	Nogaj, Stefan	M44	New Zealand	26.82	0.6	25.58 75.54%

## M45 200 Metre

Name	Age	Team	Prelims	Wind	Age-Grading	H#	
Preliminaries							
1	45095	Wicox, Andrew	M48	Australia	24.64Q	+0.0	22.76 84.90% 1
2	45136	Hanna, Robert	M49	Australia	25.44Q	-1.5	23.50 82.23% 2
3	45012	Cassin, Andrew	M45	Australia	25.49Q	+0.0	23.55 82.07% 1
4	45092	Dorset, Scott	M48	United Kingdom	26.26Q	-1.5	24.26 79.66% 2
5	45065	David, Alexander B	M47	Germany	25.87Q	+0.0	23.90 80.87% 1
6	45078	Dietz, Stefan Joha	M47	Germany	26.33Q	-1.5	24.32 79.45% 2
7	45009	Baird, Jonathan	M45	New Zealand	26.68q	-1.5	24.64 78.41% 2
8	45007	Seymour, Craig Nel	M45	New Zealand	29.05q	+0.0	26.83 72.01% 1
9	45019	Connor, Andrew	M45	New Zealand	30.54	+0.0	28.21 68.50% 1

## M45 200 Metre

Name	Age	Team	Finals	Wind	Age-Grading	Points	
Finals							
1	45095	Wicox, Andrew	M48	Australia	24.04	-1.2	22.21 87.02%
2	45012	Cassin, Andrew	M45	Australia	24.06	-1.2	22.22 86.95%
3	45136	Hanna, Robert	M49	Australia	24.61	-1.2	22.73 85.01%
4	45065	David, Alexander B	M47	Germany	24.76	-1.2	22.87 84.49%
5	45078	Dietz, Stefan Joha	M47	Germany	25.79	-1.2	23.82 81.12%
6	45092	Dorset, Scott	M48	United Kingdom	25.91	-1.2	23.93 80.74%
7	45009	Baird, Jonathan	M45	New Zealand	26.54	-1.2	24.51 78.82%
8	45007	Seymour, Craig Nel	M45	New Zealand	29.16	-1.2	26.93 71.74%

## M50 200 Metre

Name	Age	Team	Prelims	Wind	Age-Grading	H#	
Preliminaries							
1	50014	Tsunemi, Satoshi	M50	Japan	24.94Q	2.0	22.29 86.73% 2
2	50169	Solomon, Bruce	M54	New Zealand	25.14Q	1.9	22.47 86.04% 1
3	50118	Barros Van Hovell	M53	Chile	25.20Q	1.9	22.52 85.83% 1
4	50054	Tan, Tony	M51	New Zealand	25.99Q	2.0	23.22 83.22% 2
5	50139	Sukhachev, Vladimi	M53	Russia	26.04Q	2.0	23.27 83.06% 2
6	50155	Savage, Peter	M54	New Zealand	27.02Q	1.9	24.14 80.05% 1

## World Masters Games - 23/04/2017 to 29/04/2017

## Trusts Arena

## Results - Age Grading: 5 Yr Indiv &amp; 5 yr Multi

## ...M50 200 Metre

7	50062	Tokios, David	M51	New Zealand	26.71q	2.0	23.87	80.98%	2
8	50026	Dreaver, Michael	M50	New Zealand	27.26q	2.0	24.36	79.35%	2
9	50123	Macfarlane, Mark	M53	New Zealand	27.43	1.9	24.51	78.86%	1
10	50183	Lett, Mark	M54	New Zealand	27.57	2.0	24.64	78.45%	2
11	50130	Munro, James	M53	Australia	27.91	1.9	24.94	77.50%	1
12	50100	Cooke, Anthony	M52	New Zealand	28.52	2.0	25.48	75.84%	2
13	50108	Oxenbridge, David	M52	Australia	29.16	1.9	26.06	74.18%	1
14	50178	Young, Dudley	M54	New Zealand	29.72	2.0	26.56	72.78%	2
15	50074	Adams, Marc	M51	New Zealand	32.23	1.9	28.80	67.11%	1

## M50 200 Metre

Name	Age	Team	Finals	Wind	Age-Grading	Points			
Finals									
1	50118	Barros Van Hovell	M53	Chile	25.09	0.7	22.42	86.21%	
2	50169	Solomon, Bruce	M54	New Zealand	25.15	0.7	22.47	86.00%	
3	50054	Tan, Tony	M51	New Zealand	25.75	0.7	23.01	84.00%	
4	50139	Sukhachev, Vladimi	M53	Russia	26.20	0.7	23.41	82.56%	
5	50062	Tokios, David	M51	New Zealand	26.75	0.7	23.90	80.86%	
6	50155	Savage, Peter	M54	New Zealand	26.77	0.7	23.92	80.80%	
7	50026	Dreaver, Michael	M50	New Zealand	27.16	0.7	24.27	79.64%	

## M55 200 Metre

Name	Age	Team	Prelims	Wind	Age-Grading	H#			
Preliminaries									
1	55014	Sugizaki, Kazuhiko	M55	Japan	26.00Q	1.3	22.45	86.08%	1
2	55007	Akiyama, Shunji	M55	Japan	26.08Q	1.1	22.52	85.81%	3
3	55021	Trapp, Robert	M55	Canada	26.17Q	1.4	22.60	85.52%	2
4	55042	Lewis, Robert	M55	United Kingdom	26.14Q	1.1	22.57	85.62%	3
5	55117	Khusainov, Rashid	M58	Russia	26.21Q	1.4	22.63	85.39%	2
6	55096	Black, Murray	M57	Canada	26.70Q	1.3	23.06	83.82%	1
7	55006	Benoit, Michael	M55	Australia	26.35q	1.4	22.75	84.93%	2
8	55065	Garcia, Jose Anton	M56	Chile	26.99q	1.4	23.31	82.92%	2
9	55162	Cumberpatch, Murra	M59	New Zealand	27.16	1.3	23.45	82.40%	1
10	55072	Turner, Timothy	M56	New Zealand	27.58	1.4	23.81	81.15%	2
11	55087	Johns Jnr, William	M57	United States of	27.83	1.1	24.03	80.42%	3
12	55097	Rawson, Gary	M57	New Zealand	28.30	1.1	24.44	79.08%	3
12	55091	Dixon, Mark	M57	Australia	28.30	1.3	24.44	79.08%	1
14	55168	Kuwata, Hideo	M59	Japan	29.54	1.4	25.51	75.76%	2
15	55136	Bedot, Lionel	M58	France	30.59	1.3	26.41	73.16%	1
16	55037	Lopez 111, Hermini	M55	United States of	32.67	1.1	28.21	68.50%	3
17	55056	Selby, Mark	M56	New Zealand	34.85	1.4	30.09	64.22%	2
18	55023	Nankervis, Dirk	M55	Australia	36.96	1.1	31.91	60.55%	3
19	55074	Staponset, Satit	M56	Thailand	42.28	1.1	36.51	52.93%	3
--	55034	Fedorov, Vladimir	M55	Russia	DQ	1.3			1 Rule 163.3

## M55 200 Metre

Name	Age	Team	Finals	Wind	Age-Grading	Points			
Finals									
1	55007	Akiyama, Shunji	M55	Japan	25.52	1.2	22.04	87.70%	

## World Masters Games - 23/04/2017 to 29/04/2017

## Trusts Arena

## Results - Age Grading: 5 Yr Indiv &amp; 5 yr Multi

## ...M55 200 Metre

2	55042	Lewis, Robert	M55	United Kingdom	25.72	1.2	22.21	87.01%
3	55117	Khusainov, Rashid	M58	Russia	25.99	1.2	22.44	86.11%
4	55006	Benoit, Michael	M55	Australia	26.13	1.2	22.56	85.65%
4	55014	Sugizaki, Kazuhiko	M55	Japan	26.13	1.2	22.56	85.65%
6	55021	Trapp, Robert	M55	Canada	26.14	1.2	22.57	85.62%
7	55096	Black, Murray	M57	Canada	26.74	1.2	23.09	83.69%

## M60 200 Metre

Name	Age	Team	Prelims	Wind	Age-Grading	H#			
Preliminaries									
1	60072	Torie, Phillip	M62	United States of	27.18Q	-0.1	22.65	85.32%	1
2	60021	Matthews, Brian	M60	United Kingdom	29.62Q	-1.5	24.68	78.29%	2
3	60065	O'Leary, Dennis	M61	New Zealand	28.38Q	-0.1	23.65	81.71%	1
4	60023	Downey, Shane Patr	M60	New Zealand	30.16Q	-1.5	25.13	76.89%	2
4	60133	Larsback, Herbert	M64	Canada	30.16Q	-1.5	25.13	76.89%	2
6	60005	Velazques Sandoval	M60	Mexico	29.16q	-0.1	24.30	79.53%	1
7	60049	Barff, Noel	M61	French Polynesia	29.57q	-0.1	24.64	78.42%	1
8	60115	Riddell, David	M63	New Zealand	29.84q	-0.1	24.87	77.71%	1
9	60004	Dakasth, Padmanabh	M60	India	30.71	-1.5	25.59	75.51%	2
10	60080	Gurba, Alexander	M62	Canada	31.00	-0.1	25.83	74.81%	1
11	60106	Gordon, Andrew	M63	New Zealand	31.37	-1.5	26.14	73.92%	2
12	60056	Dobson, Michael	M61	New Zealand	31.98	-0.1	26.65	72.51%	1
13	60146	Saxon, Lloyd	M63	New Zealand	40.01	-1.5	33.34	57.96%	2

## M60 200 Metre

Name	Age	Team	Finals	Wind	Age-Grading	Points		
Finals								
1	60072	Torie, Phillip	M62	United States of	26.92	-0.7	22.43	86.14%
2	60065	O'Leary, Dennis	M61	New Zealand	27.20	-0.7	22.67	85.26%
3	60005	Velazques Sandoval	M60	Mexico	27.54	-0.7	22.95	84.20%
4	60021	Matthews, Brian	M60	United Kingdom	29.38	-0.7	24.48	78.93%
5	60049	Barff, Noel	M61	French Polynesia	29.45	-0.7	24.54	78.74%
6	60133	Larsback, Herbert	M64	Canada	29.66	-0.7	24.72	78.19%
7	60115	Riddell, David	M63	New Zealand	30.48	-0.7	25.40	76.08%
8	60023	Downey, Shane Patr	M60	New Zealand	51.96	-0.7	43.30	44.63%

## M65 200 Metre

Name	Age	Team	Prelims	Wind	Age-Grading	H#			
Preliminaries									
1	65013	Sebastiao, Takeo T	M65	Brazil	27.88Q	-0.9	22.33	86.55%	1
2	65024	Stewart, Donald	M65	Australia	28.34Q	-0.2	22.70	85.14%	2
3	65044	Hinds, David	M66	United Kingdom	27.89Q	-0.9	22.34	86.52%	1
4	65008	Green, Warren	M65	New Zealand	29.90Q	-0.2	23.95	80.70%	2
5	65029	Riddle, Richard	M65	United States of	28.77Q	-0.9	23.04	83.87%	1
6	65015	Plaster, Anthony	M65	United States of	31.54Q	-0.2	25.26	76.51%	2
7	65109	Dougall, Alan	M69	New Zealand	28.82q	-0.9	23.08	83.73%	1
8	65062	Kishore, Kadi	M67	India	30.87q	-0.9	24.72	78.17%	1
9	65006	Leaver, Jonathan	M65	New Zealand	31.20	-0.9	24.99	77.34%	1
10	65060	Hecker, Winifred W	M67	Germany	31.24	-0.9	25.02	77.24%	1

## World Masters Games - 23/04/2017 to 29/04/2017

## Trusts Arena

## Results - Age Grading: 5 Yr Indiv &amp; 5 yr Multi

## ...M65 200 Metre

11	65082	Lang, Robert	M68	United States of	32.06	-0.2	25.68	75.27%	2
12	65123	Klein, Jurgen	M69	Germany	32.23	-0.2	25.81	74.87%	2
13	65023	Kirkman, Gary	M65	New Zealand	32.58	-0.2	26.09	74.06%	2
14	65027	van Niekerk, Huber	M65	Canada	33.74	-0.2	27.02	71.52%	2
15	65058	Fazzi, Fulvio	M66	Italy	34.89	-0.9	27.94	69.16%	1
16	65096	Guillaume, Michel	M68	France	39.63	-0.2	31.74	60.89%	2

## M65 200 Metre

Name	Age	Team	Finals	Wind	Age-Grading	Points
------	-----	------	--------	------	-------------	--------

## Finals

1	65013	Sebastiao, Takeo T	M65	Brazil	28.19	-2.8	22.58	85.60%
2	65044	Hinds, David	M66	United Kingdom	28.31	-2.8	22.67	85.23%
3	65024	Stewart, Donald	M65	Australia	28.79	-2.8	23.06	83.81%
4	65008	Green, Warren	M65	New Zealand	30.08	-2.8	24.09	80.22%
5	65015	Plaster, Anthony	M65	United States of	32.90	-2.8	26.35	73.34%
--	65109	Dougall, Alan	M69	New Zealand	DNF	-2.8		

## M75 200 Metre

Name	Age	Team	Finals	Wind	Age-Grading	Points
------	-----	------	--------	------	-------------	--------

1	75035	Chantrill, David	M78	Australia	32.52	-0.8	23.47	82.35%
2	75021	Denson, Charlesdon	M76	United States of	32.69	-0.8	23.59	81.92%
3	75019	Strasshofer, Grego	M76	Germany	37.46	-0.8	27.03	71.49%
4	75039	Singh, Gurdev	M78	Canada	37.47	-0.8	27.04	71.47%
5	75047	Eastmond, Raymond	M79	New Zealand	38.44	-0.8	27.74	69.67%
6	75049	Van Der Wal, Hyike	M79	Canada	41.08	-0.8	29.64	65.19%
7	75003	Hobbs, Emmet	M75	New Zealand	41.71	-0.8	30.10	64.21%
8	75013	Koreskov, Valerij	M76	Lithuania	53.67	-0.8	38.73	49.90%

## M80 200 Metre

Name	Age	Team	Finals	Wind	Age-Grading	Points
------	-----	------	--------	------	-------------	--------

1	80014	Reade, David	M81	New Zealand	32.63	-0.9	21.86	88.42%
2	80011	Dunn, David	M80	Canada	32.76	-0.9	21.94	88.06%
3	80001	Kuramshin, Ramir	M80	Russia	34.91	-0.9	23.38	82.64%
4	80019	Kabele, Antonin	M81	Czech Republic	38.56	-0.9	25.83	74.82%
5	80017	Sharma, Dev	M81	Canada	39.53	-0.9	26.48	72.98%

## M85 200 Metre

Name	Age	Team	Finals	Wind	Age-Grading	Points
------	-----	------	--------	------	-------------	--------

1	85001	Hughes, Richard	M85	Australia	36.49	-0.5	22.09	87.50%
2	85009	Mikhailov, Nikolai	M87	Russia	50.58	-0.5	30.61	63.13%
3	85007	Douglas, Stephen J	M86	New Zealand	1:04.95	-0.5	39.31	49.16%

## M90 200 Metre

Name	Age	Team	Finals	Wind	Age-Grading	Points
------	-----	------	--------	------	-------------	--------

1	90003	Martin, Allan	M90	New Zealand	49.15	-0.5	25.72	75.14%
---	-------	---------------	-----	-------------	-------	------	-------	--------

## World Masters Games - 23/04/2017 to 29/04/2017

## Trusts Arena

## Results - Age Grading: 5 Yr Indiv &amp; 5 yr Multi

## M30 400 Metre

Name	Age Team	Finals	Age-Grading Points
1 30041 Farlow, Adam	M34 Australia	50.18	50.19 86.05%
2 30019 Grant, Brayden	M31 New Zealand	50.40	50.41 85.67%
3 30009 Berasategui, Matia	M30 Argentina	55.63	55.64 77.62%
4 30016 Elshebokshy, Khale	M31 Egypt	1:07.40	1:07.41 64.07%
5 30029 Thew, Jimmy	M32 New Zealand	1:08.98	1:08.99 62.60%

## M35 400 Metre

Name	Age Team	Finals	Age-Grading Points
1 35047 Potter, Benjamin	M37 New Zealand	50.30	48.56 88.93%
2 35035 Stone, Jay	M37 Australia	51.07	49.31 87.59%
3 35003 Little, William	M35 Australia	51.29	49.52 87.21%
4 35053 Rossiter, Mark	M38 Australia	53.94	52.08 82.93%
5 35020 Orr, Robert	M36 New Zealand	57.70	55.71 77.52%
6 35028 Stefaniak, Jonatha	M36 Australia	58.95	56.92 75.88%

## M40 400 Metre

Name	Age Team	Finals	Age-Grading Points
1 40029 Holroyd, Wayne	M41 South Africa	51.88	48.53 88.97%
2 40076 Fujita, Katsunori	M43 Japan	54.67	51.14 84.43%
3 40079 Davey, Peter	M43 United Kingdom	57.44	53.73 80.36%
4 40007 Pakenham, Francis	M40 New Zealand	58.11	54.36 79.44%
5 40040 Donoghy, Colin	M41 New Zealand	1:00.35	56.46 76.49%
6 40101 Garnier, David	M44 New Zealand	1:00.78	56.86 75.95%
7 40117 Nicholls, Robert	M44 New Zealand	1:04.94	1:00.75 71.08%

## M45 400 Metre

Name	Age Team	Prelims	Age-Grading H#
Preliminaries			
1 45095 Wicox, Andrew	M48 Australia	54.14Q	49.02 88.09% 1
2 45136 Hanna, Robert	M49 Australia	58.15Q	52.65 82.01% 3
3 45017 Koga, Narufusa	M45 Japan	59.29Q	53.69 80.44% 2
4 45088 Van Zyl, Oloff	M47 South Africa	56.15Q	50.84 84.93% 1
5 45057 Singh, Harnek	M46 India	58.70Q	53.15 81.24% 3
6 45073 Hargreaves, Steven	M47 New Zealand	59.57Q	53.94 80.06% 2
7 45103 Rogo, Henry	M48 New Zealand	59.06q	53.48 80.75% 1
8 45001 Retford, Darren Ja	M45 New Zealand	1:00.69q	54.95 78.58% 1
9 45009 Baird, Jonathan	M45 New Zealand	1:02.35	56.46 76.49% 1
10 45099 Gerber, Ivor	M48 New Zealand	1:02.81	56.87 75.93% 2
11 45013 Dall, Michael	M45 New Zealand	1:03.31	57.33 75.33% 3
12 45117 Chen, Lincoln	M49 Australia	1:05.17	59.01 73.18% 2
13 45086 Collop, Allan Grah	M47 New Zealand	1:12.13	1:05.31 66.12% 3

## World Masters Games - 23/04/2017 to 29/04/2017

## Trusts Arena

## Results - Age Grading: 5 Yr Indiv &amp; 5 yr Multi

## M45 400 Metre

Name	Age Team	Finals	Age-Grading Points
Finals			
1 45095 Wicox, Andrew	M48 Australia	52.59	47.62 90.68%
2 45136 Hanna, Robert	M49 Australia	54.86	49.68 86.93%
3 45017 Koga, Narufusa	M45 Japan	55.48	50.24 85.96%
4 45088 Van Zyl, Oloff	M47 South Africa	56.03	50.73 85.12%
5 45057 Singh, Harnek	M46 India	56.34	51.02 84.65%
6 45103 Rogo, Henry	M48 New Zealand	59.01	53.43 80.82%
7 45001 Retford, Darren Ja	M45 New Zealand	1:00.36	54.65 79.01%

## M50 400 Metre

Name	Age Team	Prelims	Age-Grading H#
Preliminaries			
1 50169 Solomon, Bruce	M54 New Zealand	59.37Q	51.98 83.09% 2
2 50006 Davenport, Andrew	M50 New Zealand	59.54Q	52.13 82.85% 1
3 50107 Zapha, Thierry	M52 France	59.76Q	52.32 82.55% 2
4 50054 Tan, Tony	M51 New Zealand	1:00.11Q	52.63 82.07% 1
5 50182 Bennett, Robert	M54 New Zealand	1:00.99q	53.40 80.88% 2
6 50026 Dreaver, Michael	M50 New Zealand	1:01.47q	53.82 80.25% 2
7 50063 Cargin, Mark	M51 New Zealand	1:05.31q	57.18 75.53% 1
8 50159 Creamer, David	M54 New Zealand	1:07.23q	58.86 73.37% 1
9 50103 Smergelis, Rolanda	M52 Lithuania	1:08.38	59.86 72.14% 1
10 50039 Stowers, Michael	M50 New Zealand	1:31.28	1:19.91 54.04% 2

## M50 400 Metre

Name	Age Team	Finals	Age-Grading Points
Finals			
1 50006 Davenport, Andrew	M50 New Zealand	57.12	50.01 86.36%
2 50169 Solomon, Bruce	M54 New Zealand	57.57	50.40 85.69%
3 50107 Zapha, Thierry	M52 France	57.69	50.51 85.51%
4 50054 Tan, Tony	M51 New Zealand	58.57	51.28 84.22%
5 50159 Creamer, David	M54 New Zealand	1:03.18	55.31 78.08%
6 50063 Cargin, Mark	M51 New Zealand	1:05.35	57.21 75.49%
-- 50026 Dreaver, Michael	M50 New Zealand	DNF	

## M55 400 Metre

Name	Age Team	Prelims	Age-Grading H#
Preliminaries			
1 55007 Akiyama, Shunji	M55 Japan	59.31Q	50.15 86.12% 1
2 55042 Lewis, Robert	M55 United Kingdom	1:00.02Q	50.75 85.10% 2
3 55048 Kuckovsky, Eduard	M56 Slovakia	1:01.29Q	51.82 83.34% 3
4 55014 Sugizaki, Kazuhiko	M55 Japan	59.67Q	50.45 85.60% 1
5 55086 Ozyumenko, Igor	M57 Russia	1:01.06Q	51.63 83.66% 2
6 55084 Simes, David	M57 New Zealand	1:03.49Q	53.68 80.45% 3
7 55011 Homan, Robert John	M55 New Zealand	1:03.30q	53.52 80.70% 2
8 55091 Dixon, Mark	M57 Australia	1:05.91q	55.73 77.50% 3
9 55087 Johns Jnr, William	M57 United States of	1:06.72	56.41 76.56% 2
10 55140 Wakelin, Keith	M58 Canada	1:07.93	57.43 75.20% 3



## World Masters Games - 23/04/2017 to 29/04/2017

## Trusts Arena

## Results - Age Grading: 5 Yr Indiv &amp; 5 yr Multi

## ...M55 400 Metre

11	55122	Paniora, Stephen	M58	New Zealand	1:13.87	1:02.45	69.15%	2
12	55018	Hall, Nicholas	M55	New Zealand	1:14.28	1:02.80	68.77%	1
13	55156	Govender, Dennis M	M59	Australia	1:17.06	1:05.15	66.29%	2
14	55009	Latimer, Hugh	M55	Australia	1:20.98	1:08.47	63.08%	2
15	55023	Nankervis, Dirk	M55	Australia	1:22.74	1:09.95	61.74%	2
16	55074	Staponset, Satit	M56	Thailand	1:35.62	1:20.84	53.42%	1
17	55138	Oxner, Christopher	M58	New Zealand	1:38.28	1:23.09	51.97%	3

## M55 400 Metre

Name	Age	Team	Finals	Age-Grading	Points
------	-----	------	--------	-------------	--------

## Finals

1	55007	Akiyama, Shunji	M55	Japan	57.49	48.61	88.85%
2	55014	Sugizaki, Kazuhiko	M55	Japan	58.90	49.80	86.72%
3	55042	Lewis, Robert	M55	United Kingdom	59.05	49.93	86.50%
4	55086	Ozyumenko, Igor	M57	Russia	1:00.97	51.55	83.78%
5	55048	Kuckovsky, Eduard	M56	Slovakia	1:01.20	51.74	83.46%
6	55084	Simes, David	M57	New Zealand	1:02.43	52.78	81.82%
7	55011	Homan, Robert John	M55	New Zealand	1:02.78	53.08	81.36%
8	55091	Dixon, Mark	M57	Australia	1:04.50	54.53	79.19%

## M60 400 Metre

Name	Age	Team	Prelims	Age-Grading	H#
------	-----	------	---------	-------------	----

## Preliminaries

1	60002	Thomas, Paul	M60	Australia	1:02.75Q	51.17	84.40%	1
2	60103	Wardlaw, John	M63	Australia	1:05.88Q	53.72	80.39%	2
3	60109	Sato, Rayuichi	M63	Japan	1:04.44Q	52.55	82.18%	1
4	60014	Cande, Patrick	M60	French Polynesia	1:08.07Q	55.51	77.80%	2
5	60057	Ayson, Peter	M61	New Zealand	1:04.57q	52.66	82.02%	1
6	60115	Riddell, David	M63	New Zealand	1:06.25q	54.03	79.94%	1
7	60071	Krasnikov, Nikolay	M62	Russia	1:06.59q	54.30	79.53%	1
8	60133	Larsback, Herbert	M64	Canada	1:11.15q	58.02	74.43%	2
9	60095	Scown, Robert Lesl	M63	New Zealand	1:11.18	58.05	74.40%	1
10	60063	Vvoloskov, Nikolay	M61	Russia	1:11.21	58.07	74.37%	1
11	60056	Dobson, Michael	M61	New Zealand	1:11.44	58.26	74.13%	2
12	60106	Gordon, Andrew	M63	New Zealand	1:11.88	58.62	73.68%	2
13	60040	Ryan, Shaun	M60	New Zealand	1:15.24	1:01.36	70.39%	2
14	60004	Dakasth, Padmanabh	M60	India	1:15.91	1:01.90	69.77%	2
15	60101	Yvan, Colin	M63	French Polynesia	1:20.43	1:05.59	65.85%	1

## M60 400 Metre

Name	Age	Team	Finals	Age-Grading	Points
------	-----	------	--------	-------------	--------

## Finals

1	60109	Sato, Rayuichi	M63	Japan	1:01.89	50.47	85.57%
2	60103	Wardlaw, John	M63	Australia	1:03.13	51.48	83.89%
3	60057	Ayson, Peter	M61	New Zealand	1:03.46	51.75	83.45%
4	60115	Riddell, David	M63	New Zealand	1:05.84	53.69	80.44%
5	60071	Krasnikov, Nikolay	M62	Russia	1:06.15	53.94	80.06%
6	60014	Cande, Patrick	M60	French Polynesia	1:07.50	55.04	78.46%
7	60133	Larsback, Herbert	M64	Canada	1:08.97	56.24	76.79%

## World Masters Games - 23/04/2017 to 29/04/2017

## Trusts Arena

## Results - Age Grading: 5 Yr Indiv &amp; 5 yr Multi

## ...M60 400 Metre

8	60002	Thomas, Paul	M60	Australia	1:09.37	56.57	76.34%
---	-------	--------------	-----	-----------	---------	-------	--------

## M65 400 Metre

Name	Age	Team	Prelims	Age-Grading	H#
Preliminaries					
1	65109	Dougall, Alan	M69 New Zealand	1:10.37Q	55.15 78.30% 1
2	65002	Versteeg, Frank	M65 New Zealand	1:12.30Q	56.66 76.21% 2
3	65006	Leaver, Jonathan	M65 New Zealand	1:11.59Q	56.10 76.97% 1
4	65122	Wakelin, Neil	M69 Canada	1:13.97Q	57.97 74.49% 2
5	65051	Foster, Michael	M66 Australia	1:13.53Q	57.62 74.94% 1
6	65084	Pierce, John	M68 United States of	1:23.53Q	1:05.46 65.96% 2
7	65058	Fazzi, Fulvio	M66 Italy	1:15.49q	59.16 72.99% 1
8	65057	Whiley, Lee	M66 New Zealand	1:42.47q	1:20.30 53.77% 2
--	65089	Parkash, Vu	M68 India	DQ	2 Rule 163.3

## M65 400 Metre

Name	Age	Team	Finals	Age-Grading	Points
Finals					
1	65109	Dougall, Alan	M69 New Zealand	1:07.17	52.64 82.03%
2	65006	Leaver, Jonathan	M65 New Zealand	1:11.62	56.13 76.93%
3	65002	Versteeg, Frank	M65 New Zealand	1:12.15	56.54 76.37%
4	65051	Foster, Michael	M66 Australia	1:14.22	58.16 74.24%
5	65122	Wakelin, Neil	M69 Canada	1:18.21	1:01.29 70.45%
6	65058	Fazzi, Fulvio	M66 Italy	1:19.98	1:02.68 68.89%
7	65084	Pierce, John	M68 United States of	1:26.98	1:08.16 63.35%
8	65057	Whiley, Lee	M66 New Zealand	1:43.07	1:20.77 53.46%

## M70 400 Metre

Name	Age	Team	Finals	Age-Grading	Points
1	70012	Deleiros, Anthony	M70 New Zealand	1:07.04	50.02 86.34%
2	70051	Majauskas, Vytas A	M71 United Kingdom	1:13.42	54.78 78.83%
3	70096	Macleod, Colin	M74 New Zealand	1:17.56	57.86 74.63%
4	70074	Chaves, Fernand	M72 French Polynesia	1:26.79	1:04.75 66.69%
5	70047	Yordanov, Yordan	M71 Bulgaria	1:48.64	1:21.05 53.28%
--	70080	Tayler, Paul	M73 New Zealand	DNF	

## M75 400 Metre

Name	Age	Team	Finals	Age-Grading	Points
1	75047	Eastmond, Raymond	M79 New Zealand	1:29.11	1:02.24 69.39%
2	75024	Oliver, Anthony	M77 New Zealand	1:47.11	1:14.81 57.73%
3	75003	Hobbs, Emmet	M75 New Zealand	1:50.89	1:17.45 55.76%
4	75014	Grenhall, Jan Wald	M76 Switzerland	2:04.93	1:27.26 49.49%

## World Masters Games - 23/04/2017 to 29/04/2017

## Trusts Arena

## Results - Age Grading: 5 Yr Indiv &amp; 5 yr Multi

## M80 400 Metre

Name	Age Team	Finals	Age-Grading Points
1 80014 Reade, David	M81 New Zealand	1:18.34	49.85 86.62%
2 80011 Dunn, David	M80 Canada	1:21.49	51.86 83.27%
3 80001 Kuramshin, Ramir	M80 Russia	1:23.22	52.96 81.54%
4 80029 Cabral, Alfredo	M83 United States of	2:08.71	1:21.90 52.72%

## M85 400 Metre

Name	Age Team	Finals	Age-Grading Points
1 85001 Hughes, Richard	M85 Australia	1:25.74	47.57 90.77%
2 85009 Mikhailov, Nikolai	M87 Russia	2:03.23	1:08.37 63.16%

## M90 400 Metre

Name	Age Team	Finals	Age-Grading Points
1 90003 Martin, Allan	M90 New Zealand	1:57.29	52.61 82.09%

## M30 1500 Metre

Name	Age Team	Finals	Age-Grading Points
1 30010 Smith, Aniel	M31 New Zealand	4:23.17	4:23.18 78.28%
2 30004 Pearson, Caleb	M30 New Zealand	4:24.42	4:24.43 77.91%
3 30025 Doney, William	M32 New Zealand	4:25.55	4:25.56 77.57%
4 30023 Luoto, Severi	M32 New Zealand	4:27.40	4:27.41 77.04%
5 30029 Thew, Jimmy	M32 New Zealand	5:28.11	5:28.12 62.78%

## M35 1500 Metre

Name	Age Team	Finals	Age-Grading Points
1 35023 Zbairi, Abderrazak	M36 France	4:17.30	4:15.07 80.77%
2 35086 Grieve, Dwight	M39 New Zealand	4:18.44	4:16.20 80.41%
3 35090 Conce, Eric	M39 France	4:30.08	4:27.74 76.94%
4 35048 Mai, Andrew	M37 New Zealand	4:30.51	4:28.16 76.82%
5 35027 Hale, Michael	M36 New Zealand	4:31.25	4:28.90 76.61%
6 35082 Shetty, Shivananda	M39 India	4:56.16	4:53.59 70.17%
7 35025 dr.Bognar, Casba	M36 Hungary	5:09.66	5:06.97 67.11%
8 35019 Kondabathini, Kavi	M36 India	5:38.50	5:35.56 61.39%

## M40 1500 Metre

Name	Age Team	Finals	Age-Grading Points
1 40078 Simon, Cameron	M43 Australia	4:27.84	4:14.96 80.80%
2 40086 Petersen, Scott	M43 Australia	4:32.94	4:19.82 79.29%
3 40042 Brouillaud, Gillie	M41 New Caledonia	4:35.27	4:22.03 78.62%
4 40053 Tucker, Reuben	M41 New Zealand	4:41.75	4:28.20 76.81%
5 40052 Halla, Jamie	M41 New Zealand	4:48.71	4:34.83 74.96%
6 40015 Vrhovac, Dalibor	M40 Serbia	5:06.78	4:52.03 70.54%
7 40117 Nicholls, Robert	M44 New Zealand	5:09.08	4:54.22 70.02%
8 40060 Mennel, Corey	M42 New Zealand	5:11.10	4:56.14 69.56%

## World Masters Games - 23/04/2017 to 29/04/2017

## Trusts Arena

## Results - Age Grading: 5 Yr Indiv &amp; 5 yr Multi

## ...M40 1500 Metre

9	40040	Donoghy, Colin	M41	New Zealand	5:18.15	5:02.85	68.02%
10	40069	Brown, Gavin	M42	New Zealand	6:53.53	6:33.64	52.33%

## M45 1500 Metre

Name	Age	Team	Finals	Age-Grading	Points
1	45024	Cameron, Jason	M45 New Zealand	4:25.78	4:02.53 84.94%
2	45014	Daniels, Sasha	M45 New Zealand	4:27.05	4:03.69 84.53%
3	45113	Cepek, Robert	M48 Czech Republic	4:27.70	4:04.28 84.33%
4	45088	Van Zyl, Oloff	M47 South Africa	4:28.82	4:05.30 83.98%
5	45060	Letica, Jared	M46 New Zealand	4:28.89	4:05.37 83.96%
6	45123	Kudrna, Pavel	M49 Czech Republic	4:37.29	4:13.03 81.41%
7	45089	Kelsey, Scott	M47 New Zealand	4:49.08	4:23.79 78.09%
8	45140	Ferensovicz, Gaine	M49 Brazil	4:53.35	4:27.69 76.96%
9	45005	Millar, John	M45 New Zealand	4:56.60	4:30.65 76.11%
10	45013	Dall, Michael	M45 New Zealand	5:08.64	4:41.64 73.14%
11	45096	Sanderson, Roger	M48 New Zealand	5:13.54	4:46.11 72.00%
12	45033	Dromgoole, Mark	M45 New Zealand	7:53.77	7:12.32 47.65%

## M50 1500 Metre

Name	Age	Team	Prelims	Age-Grading	H#
Preliminaries					
1	50081	Richmond, Georges	M52 French Polynesia	4:39.02Q	4:03.62 84.56% 1
2	50035	Wilson, Kenneth	M50 Australia	5:17.37Q	4:37.10 74.34% 2
3	50016	Zaplentnev, Yury	M50 Russia	4:43.01Q	4:07.10 83.37% 1
4	50096	McRae, Drew	M52 New Zealand	5:24.70Q	4:43.50 72.66% 2
5	50012	Hansen, Michael	M50 Denmark	4:43.26Q	4:07.32 83.29% 1
6	50109	Stevens, Peter	M52 New Zealand	5:24.76Q	4:43.55 72.65% 2
7	50009	Wray, Michael	M50 New Zealand	4:43.75Q	4:07.75 83.15% 1
8	50040	Cornelius, Malcolm	M50 New Zealand	5:24.96Q	4:43.73 72.61% 2
9	50097	Trubila, Gubertas	M52 Lithuania	4:44.91q	4:08.76 82.81% 1
10	50073	Craig, Michael	M51 New Zealand	4:54.06q	4:16.75 80.24% 1
11	50038	Oliveria Ribeiro,	M50 Portugal	5:25.47q	4:44.17 72.49% 2
12	50168	Munro, Alastair	M54 New Zealand	5:26.46q	4:45.04 72.27% 2
13	50006	Davenport, Andrew	M50 New Zealand	5:26.93q	4:45.45 72.17% 2
14	50063	Cargin, Mark	M51 New Zealand	5:27.16q	4:45.65 72.12% 2
15	50070	Kashammer, Armin	M51 New Zealand	5:27.17q	4:45.66 72.12% 2
16	50037	Mietens, Ulf Dietr	M50 Germany	5:27.25q	4:45.73 72.10% 2
17	50013	Thistlewaite, Phil	M50 Australia	5:55.70	5:10.57 66.33% 1
18	50039	Stowers, Michael	M50 New Zealand	7:50.22	6:50.55 50.18% 2

## M50 1500 Metre

Name	Age	Team	Finals	Age-Grading	Points
Finals					
1	50006	Davenport, Andrew	M50 New Zealand	4:31.51	3:57.06 86.90%
2	50035	Wilson, Kenneth	M50 Australia	4:32.46	3:57.89 86.60%
3	50081	Richmond, Georges	M52 French Polynesia	4:33.60	3:58.89 86.24%
4	50109	Stevens, Peter	M52 New Zealand	4:33.92	3:59.16 86.13%
5	50012	Hansen, Michael	M50 Denmark	4:34.94	4:00.06 85.82%
6	50016	Zaplentnev, Yury	M50 Russia	4:35.90	4:00.89 85.52%

## World Masters Games - 23/04/2017 to 29/04/2017

## Trusts Arena

## Results - Age Grading: 5 Yr Indiv &amp; 5 yr Multi

## ...M50 1500 Metre

7	50040	Cornelius, Malcolm	M50	New Zealand	4:36.70	4:01.59	85.27%
8	50073	Craig, Michael	M51	New Zealand	4:42.50	4:06.66	83.52%
9	50097	Trubila, Gubertas	M52	Lithuania	4:44.96	4:08.80	82.80%
10	50009	Wray, Michael	M50	New Zealand	4:45.55	4:09.32	82.63%
11	50096	McRae, Drew	M52	New Zealand	4:57.65	4:19.88	79.27%
12	50063	Cargin, Mark	M51	New Zealand	5:00.26	4:22.16	78.58%
13	50168	Munro, Alastair	M54	New Zealand	5:00.79	4:22.62	78.44%
14	50037	Mietens, Ulf Dietr	M50	Germany	5:01.01	4:22.82	78.38%
15	50038	Oliveria Ribeiro,	M50	Portugal	5:02.05	4:23.72	78.11%
16	50070	Kashammer, Armin	M51	New Zealand	5:11.08	4:31.61	75.85%

## M55 1500 Metre

Name	Age	Team	Finals	Age-Grading	Points		
1	55010	Graham, Bruce	M55	Australia	4:38.35	3:52.07	88.77%
2	55089	Ankudinov, Vadim	M57	Russia	4:40.31	3:53.70	88.15%
3	55167	Calder, Ian	M59	New Zealand	4:47.76	3:59.91	85.87%
4	55080	Ross, Graham	M56	New Zealand	5:08.98	4:17.60	79.97%
5	55173	Browne, Robin	M59	Canada	5:09.40	4:17.95	79.86%
6	55141	Richards, Peter	M58	New Zealand	5:11.33	4:19.56	79.37%
7	55033	Pirie, Andrew	M55	New Zealand	5:13.74	4:21.57	78.76%
8	55050	Punshon, Michael	M56	Australia	5:49.20	4:51.13	70.76%

## M60 1500 Metre

Name	Age	Team	Prelims	Age-Grading	H#			
Preliminaries								
1	60089	Vakin, Igor	M62	Russia	5:12.84Q	4:08.37	82.94%	2
2	60097	Sono, Masao	M63	Japan	5:13.73Q	4:09.08	82.71%	1
3	60031	Buslov, Mikhail	M60	Russia	5:14.80Q	4:09.92	82.43%	2
4	60122	Napper, Phillip	M63	New Zealand	5:31.67Q	4:23.32	78.23%	1
5	60033	Earwaker, Colin	M60	New Zealand	5:15.40Q	4:10.40	82.27%	2
6	60011	Hart, Murray	M60	New Zealand	5:31.96Q	4:23.55	78.17%	1
7	60022	Anderson, Geoffrey	M60	New Zealand	5:16.55Q	4:11.31	81.97%	2
8	60051	Thomas, Allan	M61	New Zealand	5:32.07Q	4:23.64	78.14%	1
9	60091	Durant, Graham	M62	Australia	5:30.30q	4:22.23	78.56%	2
10	60115	Riddell, David	M63	New Zealand	5:32.40q	4:23.90	78.06%	1
11	60046	Carscadden, Gordon	M61	Canada	5:33.20q	4:24.53	77.88%	1
12	60143	Morris Jnr, Robert	M64	United States of	5:34.30q	4:25.41	77.62%	2
13	60103	Wardlaw, John	M63	Australia	5:36.82q	4:27.41	77.04%	1
14	60038	Boyd, Gregory	M60	New Zealand	5:40.02q	4:29.95	76.31%	2
15	60025	van den Worm, Will	M60	New Zealand	5:49.38q	4:37.38	74.27%	2
16	60100	Burr, Noel	M63	New Zealand	5:54.20q	4:41.20	73.26%	2
17	60086	Worringham, Charle	M62	Australia	6:04.22	4:49.16	71.24%	1
18	60081	Whiting, Michael	M62	Canada	6:12.45	4:55.69	69.67%	2
19	60104	Saunders, Kenneth	M63	Australia	6:30.58	5:10.09	66.43%	1
20	60146	Saxon, Lloyd	M63	New Zealand	8:46.26	6:57.80	49.31%	1

## World Masters Games - 23/04/2017 to 29/04/2017

## Trusts Arena

## Results - Age Grading: 5 Yr Indiv &amp; 5 yr Multi

## M60 1500 Metre

Name	Age	Team	Finals	Age-Grading	Points
Finals					
1 60022 Anderson, Geoffrey	M60	New Zealand	4:52.78	3:52.44	88.63%
2 60122 Napper, Phillip	M63	New Zealand	4:59.80	3:58.02	86.55%
3 60097 Sono, Masao	M63	Japan	5:01.79	3:59.60	85.98%
4 60033 Earwaker, Colin	M60	New Zealand	5:03.49	4:00.95	85.50%
5 60089 Vakin, Igor	M62	Russia	5:05.10	4:02.22	85.05%
6 60031 Buslov, Mikhail	M60	Russia	5:10.07	4:06.17	83.68%
7 60011 Hart, Murray	M60	New Zealand	5:19.54	4:13.69	81.20%
8 60091 Durant, Graham	M62	Australia	5:19.86	4:13.94	81.12%
9 60051 Thomas, Allan	M61	New Zealand	5:20.17	4:14.19	81.04%
10 60038 Boyd, Gregory	M60	New Zealand	5:21.20	4:15.01	80.78%
11 60046 Carscadden, Gordon	M61	Canada	5:21.85	4:15.52	80.62%
12 60103 Wardlaw, John	M63	Australia	5:25.40	4:18.34	79.74%
13 60115 Riddell, David	M63	New Zealand	5:27.34	4:19.88	79.27%
14 60100 Burr, Noel	M63	New Zealand	5:42.12	4:31.61	75.84%
15 60025 van den Worm, Will	M60	New Zealand	5:43.89	4:33.02	75.45%
16 60143 Morris Jnr, Robert	M64	United States of	5:53.98	4:41.03	73.30%

## M65 1500 Metre

Name	Age	Team	Finals	Age-Grading	Points
1 65072 McManus, Anthony	M67	New Zealand	4:58.63	3:44.84	91.62%
2 65087 Millard, Dale	M68	Australia	5:02.24	3:47.56	90.53%
3 65047 Mullin, Peter	M66	United States of	5:09.88	3:53.31	88.30%
4 65086 Mayfield, Allan	M68	Australia	5:11.54	3:54.56	87.83%
5 65051 Foster, Michael	M66	Australia	5:28.21	4:07.11	83.36%
6 65065 Skotin, Leonid	M67	Russia	5:32.00	4:09.97	82.41%
7 65077 Adams, Graeme	M67	New Zealand	5:47.56	4:21.68	78.72%
8 65124 Hare, Kenneth	M69	New Zealand	5:50.54	4:23.93	78.05%
9 65023 Kirkman, Gary	M65	New Zealand	5:54.79	4:27.13	77.12%
10 65019 Binter, Karel	M65	Czech Republic	5:55.97	4:28.01	76.86%
11 65129 Imbert, Williams	M69	New Caledonia	6:08.68	4:37.58	74.21%
12 65046 Gluckman, Jonathan	M66	New Zealand	6:32.80	4:55.74	69.66%
13 65057 Whiley, Lee	M66	New Zealand	7:51.97	5:55.35	57.97%
-- 65067 Marmushev, Gennady	M67	Russia	DNF		

## M70 1500 Metre

Name	Age	Team	Finals	Age-Grading	Points
1 70001 Solomon, Kevin	M70	Australia	5:22.32	3:48.18	90.28%
2 70015 Costmeyer, Robbie	M70	Australia	5:34.18	3:56.57	87.08%
3 70005 Nolan, Harold	M70	United States of	5:35.28	3:57.35	86.79%
4 70082 Galbraith, Alan	M73	New Zealand	5:42.12	4:02.19	85.06%
5 70077 Clapcott, Geoffrey	M72	New Zealand	6:00.04	4:14.88	80.82%
6 70096 Macleod, Colin	M74	New Zealand	6:04.51	4:18.04	79.83%
7 70043 Thakur, Prabhakar	M71	India	6:11.81	4:23.21	78.27%
8 70064 Jones, Alan	M72	New Zealand	7:05.51	5:01.22	68.39%
9 70074 Chaves, Fernand	M72	French Polynesia	7:30.08	5:18.62	64.66%
10 70088 Samjiskar, Mahadev	M73	India	7:37.67	5:23.99	63.58%
11 70048 Lewis, Rodney Pete	M71	New Zealand	8:53.26	6:17.50	54.57%
-- 70061 Eckford, William	M72	New Zealand	DNF		

## World Masters Games - 23/04/2017 to 29/04/2017

## Trusts Arena

## Results - Age Grading: 5 Yr Indiv &amp; 5 yr Multi

**M75 1500 Metre**

Name	Age Team	Finals	Age-Grading Points
1 75016 Mackinlay, Keith	M76 New Zealand	6:56.86	4:33.30 75.38%
2 75047 Eastmond, Raymond	M79 New Zealand	7:31.33	4:55.90 69.62%
3 75053 LeVasseur, Gerald	M79 United States of	9:39.87	6:20.17 54.19%
4 75050 Cordero, Joe	M79 United States of	9:45.82	6:24.07 53.64%

**M80 1500 Metre**

Name	Age Team	Finals	Age-Grading Points
1 80024 Feist, James	M82 New Zealand	7:57.66	4:42.78 72.85%
2 80015 Regtien, Geradus	M81 New Zealand	9:12.44	5:27.05 62.99%

**M85 1500 Metre**

Name	Age Team	Finals	Age-Grading Points
1 85001 Hughes, Richard	M85 Australia	8:08.98	4:10.41 82.27%
2 85009 Mikhailov, Nikolai	M87 Russia	10:29.50	5:22.37 63.90%

**M30 5000 Metre**

Name	Age Team	Finals	Age-Grading
1 30010 Smith, Aniel	M31 New Zealand	16:38.10	16:38.11 75.84%
2 30004 Pearson, Caleb	M30 New Zealand	16:39.65	16:39.66 75.73%
3 30023 Luoto, Severi	M32 New Zealand	17:07.94	17:07.95 73.64%
4 30029 Thew, Jimmy	M32 New Zealand	24:50.22	24:50.23 50.80%

**M35 5000 Metre**

Name	Age Team	Finals	Age-Grading
1 35086 Grieve, Dwight	M39 New Zealand	16:10.77	16:10.78 77.98%
2 35023 Zbairi, Abderrazak	M36 France	16:29.34	16:29.35 76.52%
3 35090 Conce, Eric	M39 France	17:20.08	17:20.09 72.78%
4 35027 Hale, Michael	M36 New Zealand	17:36.07	17:36.08 71.68%
5 35048 Mai, Andrew	M37 New Zealand	17:54.49	17:54.50 70.45%
6 35082 Shetty, Shivananda	M39 India	19:08.33	19:08.34 65.92%
7 35025 dr.Bognar, Casba	M36 Hungary	19:31.93	19:31.94 64.59%
8 35019 Kondabathini, Kavi	M36 India	21:21.07	21:21.08 59.09%
9 35072 Davies, James	M39 New Zealand	24:00.32	24:00.33 52.56%

**M40 5000 Metre**

Name	Age Team	Finals	Age-Grading
1 40046 Santoro, Clinton	M41 United States of	17:40.91	17:03.89 73.93%
2 40052 Halla, Jamie	M41 New Zealand	18:46.30	18:07.00 69.64%
3 40001 Cumming, Garth	M40 Canada	18:49.07	18:09.67 69.47%
4 40015 Vrhovac, Dalibor	M40 Serbia	19:45.29	19:03.93 66.18%

## World Masters Games - 23/04/2017 to 29/04/2017

## Trusts Arena

## Results - Age Grading: 5 Yr Indiv &amp; 5 yr Multi

## M45 5000 Metre

Name	Age	Team	Finals	Age-Grading
1 45024 Cameron, Jason	M45	New Zealand	16:21.98	15:13.44 82.87%
2 45042 Mardon, Christophe	M46	New Zealand	16:22.44	15:13.87 82.83%
3 45079 Keane, Jason	M47	Australia	16:47.57	15:37.25 80.77%
4 45085 Wagener, Richard	M47	New Zealand	16:56.70	15:45.74 80.04%
5 45139 Conyngham, Richard	M49	New Zealand	17:28.83	16:15.63 77.59%
6 45140 Ferensovicz, Gaine	M49	Brazil	17:53.39	16:38.47 75.82%
7 45050 Marino, Luciano Ig	M46	Argentina	18:18.48	17:01.81 74.08%
8 45097 Hepenstall, Wayne	M48	Australia	20:10.63	18:46.13 67.22%
9 45013 Dall, Michael	M45	New Zealand	20:30.47	19:04.59 66.14%

## M50 5000 Metre

Name	Age	Team	Finals	Age-Grading
1 50111 Capper, Michael	M53	Hong Kong	17:06.23	15:18.79 82.39%
2 50009 Wray, Michael	M50	New Zealand	17:27.24	15:37.60 80.74%
3 50191 Komel, Branimir	M54	Slovinia	17:36.95	15:46.29 80.00%
4 50179 Trees, Michael	M54	United Kingdom	17:38.91	15:48.05 79.85%
5 50190 Warren, Antony	M54	New Zealand	18:32.45	16:35.98 76.01%
6 50151 Vrhunc, Matjaz	M53	Slovinia	18:46.04	16:48.15 75.09%
7 50048 Caie, John	M51	New Zealand	18:53.65	16:54.96 74.58%
8 50119 Holland, Andrew	M53	New Zealand	18:56.02	16:57.08 74.43%
9 50084 Rush, David	M52	New Zealand	19:25.28	17:23.28 72.56%
10 50013 Thistlewaite, Phil	M50	Australia	22:49.44	20:26.07 61.74%
11 50125 Graham, Amdrew	M53	New Zealand	23:43.03	21:14.04 59.42%
12 50051 Austin, Russell	M51	Australia	26:55.74	24:06.58 52.33%
13 50039 Stowers, Michael	M50	New Zealand	28:13.77	25:16.44 49.92%
-- 50071 Watts, Shane	M51	New Zealand	DNF	

## M55 5000 Metre

Name	Age	Team	Finals	Age-Grading
1 55010 Graham, Bruce	M55	Australia	16:45.79	14:25.39 87.48%
2 55178 Riches, David	M59	Australia	17:24.66	14:58.83 84.22%
3 55141 Richards, Peter	M58	New Zealand	19:15.99	16:34.62 76.11%
4 55173 Browne, Robin	M59	Canada	19:23.29	16:40.90 75.63%
5 55124 MacLeod, Craig	M58	New Zealand	20:06.73	17:18.28 72.91%
6 55144 Turner, Paul Chris	M58	England	20:41.34	17:48.05 70.88%
7 55050 Punshon, Michael	M56	Australia	21:25.69	18:26.21 68.43%
8 55166 Worsnop, Christoph	M59	Australia	23:05.91	19:52.44 63.48%
9 55120 Kitano, Yoshihisa	M58	Japan	23:22.17	20:06.43 62.75%
10 55019 Lera Romero, Jose	M55	Argentina	23:46.21	20:27.12 61.69%
11 55133 Wright, Ian	M58	New Zealand	25:20.02	21:47.83 57.88%
12 55129 Nelson, Christophe	M58	New Zealand	28:22.10	24:24.49 51.69%

## M60 5000 Metre

Name	Age	Team	Finals	Age-Grading
1 60006 Long, Allan	M60	Australia	17:31.20	14:27.77 87.24%
2 60022 Anderson, Geoffrey	M60	New Zealand	17:52.82	14:45.62 85.48%
3 60033 Earwaker, Colin	M60	New Zealand	18:18.31	15:06.66 83.49%



## World Masters Games - 23/04/2017 to 29/04/2017

## Trusts Arena

## Results - Age Grading: 5 Yr Indiv &amp; 5 yr Multi

## ...M60 5000 Metre

4	60089	Vakin, Igor	M62	Russia	18:36.95	15:22.05	82.10%
5	60012	Hirst, Jeremy	M60	Australia	19:46.69	16:19.62	77.28%
6	60112	Gunningham, Robert	M63	Australia	19:53.05	16:24.87	76.86%
7	60091	Durant, Graham	M62	Australia	20:35.35	16:59.79	74.23%
8	60011	Hart, Murray	M60	New Zealand	21:47.19	17:59.09	70.15%
9	60081	Whiting, Michael	M62	Canada	21:51.75	18:02.86	69.91%
10	60115	Riddell, David	M63	New Zealand	22:21.69	18:27.57	68.35%
11	60032	Abromaitis, Kestut	M60	Lithuania	22:29.84	18:34.30	67.94%
12	60083	Vincent, Peter	M62	New Zealand	23:57.14	19:46.36	63.81%

## M65 5000 Metre

Name	Age	Team	Finals	Age-Grading
1	65072	McManus, Anthony	M67 New Zealand	19:03.70 15:02.61 83.87%
2	65047	Mullin, Peter	M66 United States of	19:33.21 15:25.90 81.76%
3	65065	Skotin, Leonid	M67 Russia	20:19.55 16:02.47 78.65%
4	65133	LeRest, Jean Pierr	M69 French Polynesia	20:24.26 16:06.19 78.35%
5	65126	Van Noten, Omer	M69 Belgium	20:51.51 16:27.70 76.64%
6	65032	Lichywark, Alan	M65 New Zealand	21:01.07 16:35.24 76.06%
7	65079	Sporykhin, Valdimi	M67 Russia	21:36.68 17:03.35 73.97%
8	65038	Roganov, Boris	M65 Russia	21:44.06 17:09.17 73.55%
9	65023	Kirkman, Gary	M65 New Zealand	22:12.32 17:31.47 71.99%
10	65019	Binter, Karel	M65 Czech Republic	22:36.88 17:50.86 70.69%
11	65081	Maskiell, Peter	M67 Australia	23:36.42 18:37.84 67.72%
12	65107	Walton, John	M69 Australia	23:50.34 18:48.83 67.06%
13	65116	Cooper, John	M69 Canada	24:27.37 19:18.05 65.37%
14	65125	Farmer, Anthony	M69 New Zealand	26:36.20 20:59.73 60.09%
15	65121	Swift, Gary	M69 New Zealand	29:53.04 23:35.07 53.50%
--	65067	Marmushev, Gennady	M67 Russia	DNF
--	65026	Raynel, William Ja	M65 New Zealand	DNF

## M70 5000 Metre

Name	Age	Team	Finals	Age-Grading
1	70015	Costmeyer, Robbie	M70 Australia	21:27.83 16:03.30 78.58%
2	70005	Nolan, Harold	M70 United States of	21:44.73 16:15.94 77.57%
3	70082	Galbraith, Alan	M73 New Zealand	21:59.49 16:26.98 76.70%
4	70084	Malykh, Vladimir	M73 Russia	22:01.22 16:28.28 76.60%
5	70077	Clapcott, Geoffrey	M72 New Zealand	22:11.19 16:35.74 76.02%
6	70043	Thakur, Prabhakar	M71 India	23:44.74 17:45.71 71.03%
7	70061	Eckford, William	M72 New Zealand	25:26.10 19:01.53 66.31%
8	70011	Sweetman, Richard	M70 New Zealand	25:49.14 19:18.76 65.33%
9	70095	Emelin, Viacheslav	M74 Russia	26:58.61 20:10.73 62.52%
10	70088	Samjiskar, Mahadev	M73 India	29:33.54 22:06.61 57.06%

## M75 5000 Metre

Name	Age	Team	Finals	Age-Grading
1	75018	Sineiko, Mikhail	M76 Russia	23:57.56 16:43.13 75.46%
2	75009	Joch, Frantisek	M75 Czech Republic	24:32.65 17:07.62 73.67%
3	75041	Ulloa, Abdon	M78 Australia	27:09.72 18:57.22 66.57%
4	75022	Onuchin, Anatolli	M76 Russia	28:49.34 20:06.74 62.73%

## World Masters Games - 23/04/2017 to 29/04/2017

## Trusts Arena

## Results - Age Grading: 5 Yr Indiv &amp; 5 yr Multi

## ...M75 5000 Metre

5	75053	LeVasseur, Gerald	M79	United States of	36:43.29	25:37.46	49.24%
6	75010	Eustace, Alan	M75	New Zealand	38:43.30	27:01.20	46.69%

## M80 5000 Metre

Name	Age	Team	Finals	Age-Grading
1 80009	Barfoot, Garth	M80 New Zealand	28:30.38	18:04.04 69.83%
2 80022	Kirillov, Boris	M82 Russia	31:42.94	20:06.09 62.76%
3 80015	Regtien, Geradus	M81 New Zealand	34:24.35	21:48.39 57.86%

## M85 5000 Metre

Name	Age	Team	Finals	Age-Grading
1 85009	Mikhailov, Nikolai	M87 Russia	47:22.80	26:04.97 48.37%
2 85003	Pearce, George	M85 New Zealand	49:23.69	27:11.52 46.40%

## M70 200 Metre

Name	Age	Team	Prelims	Wind	Age-Grading	H#
Preliminaries						
1 70071	Brown, Kenton	M72 United States of	28.65q	-0.3	21.90 88.24%	2
2 70012	Deleiros, Anthony	M70 New Zealand	28.83q	0.1	22.04 87.69%	1
3 70007	Bal, Bahadur Singh	M70 India	29.83q	-0.3	22.80 84.75%	2
4 70021	Guptill, Trevor	M70 New Zealand	31.49q	-0.3	24.07 80.28%	2
5 70044	Elanjiyil, Joseph	M71 India	31.85q	0.1	24.34 79.37%	1
6 70016	Mintz, Bruce Ellio	M70 Canada	32.02q	-0.3	24.47 78.95%	2
7 70013	Lippoldes, Udo Lad	M70 Germany	32.05q	0.1	24.50 78.88%	1
8 70081	Cleland, Thomas	M73 New Zealand	37.33q	-0.3	28.53 67.72%	2
9 70080	Tayler, Paul	M73 New Zealand	39.46	0.1	30.16 64.06%	1

## M70 200 Metre

Name	Age	Team	Finals	Wind	Age-Grading	Points
Finals						
1 70071	Brown, Kenton	M72 United States of	27.81	-1.5	21.26 90.90%	
2 70021	Guptill, Trevor	M70 New Zealand	28.71	-1.5	21.95 88.05%	
3 70012	Deleiros, Anthony	M70 New Zealand	29.16	-1.5	22.29 86.69%	
4 70044	Elanjiyil, Joseph	M71 India	31.87	-1.5	24.36 79.32%	
5 70016	Mintz, Bruce Ellio	M70 Canada	31.91	-1.5	24.39 79.22%	
6 70007	Bal, Bahadur Singh	M70 India	32.05	-1.5	24.50 78.88%	
7 70081	Cleland, Thomas	M73 New Zealand	37.48	-1.5	28.65 67.45%	
-- 70013	Lippoldes, Udo Lad	M70 Germany	DNF	-1.5		

## M70 80 Short Hurdles .762

Name	Age	Team	Finals	Wind	Age-Grading	Points
1 70099	de Lemos, Antonio	M74 Brazil	18.36	0.3	18.77 68.79%	

## World Masters Games - 23/04/2017 to 29/04/2017

## Trusts Arena

## Results - Age Grading: 5 Yr Indiv &amp; 5 yr Multi

## M80 80 Short Hurdles .686

Name	Age Team	Finals	Wind	Age-Grading	Points
1 80030 Klypin, Viktor	M83 Russia	26.41	-0.1	23.54	54.87%
2 80025 Berardi, Jose Mari	M82 Argentina	36.85	-0.1	32.85	39.32%

## M50 100 Short Hurdles .914

Name	Age Team	Finals	Wind	Age-Grading	Points
1 50014 Tsunemi, Satoshi	M50 Japan	15.53	0.7	14.92	86.54%
2 50139 Sukhachev, Vladimi	M53 Russia	16.17	0.7	15.53	83.12%
3 50188 Duggan, Duane	M54 New Zealand	19.83	0.7	19.05	67.78%
4 50043 Barjare, Mahendra	M50 India	19.84	0.7	19.06	67.74%
5 50128 Ols, Joseph	M53 United States of	20.74	0.7	19.92	64.80%
-- 50137 Fernando, Samarapp	M53 Sri Lanka	DNF	0.7		
-- 50023 Gribkov, Dmitry	M50 Russia	DQ	0.7		Rule 168.7

## M55 100 Short Hurdles .914

Name	Age Team	Finals	Wind	Age-Grading	Points
1 55014 Sugizaki, Kazuhiko	M55 Japan	16.86	1.2	15.57	82.98%
2 55047 Kuzmichev, Valeriy	M56 Spain	17.87	1.2	16.50	78.29%
3 55096 Black, Murray	M57 Canada	18.09	1.2	16.70	77.34%
4 55136 Bedot, Lionel	M58 France	20.49	1.2	18.92	68.28%
5 55087 Johns Jnr, William	M57 United States of	22.82	1.2	21.07	61.31%
6 55032 Keshishian, Hovik	M55 Australia	29.03	1.2	26.80	48.19%

## M60 100 Short Hurdles .840

Name	Age Team	Finals	Wind	Age-Grading	Points
1 60035 Harmand, Xavier Je	M60 France	19.05	0.2	17.17	75.22%
2 60063 Vvoloskov, Nikolay	M61 Russia	19.48	0.2	17.56	73.56%
3 60076 McLawhorn, David	M62 United States of	19.71	0.2	17.77	72.70%
4 60005 Velazques Sandoval	M60 Mexico	20.49	0.2	18.47	69.94%
5 60111 Gibbs, Barry	M63 Thailand	22.43	0.2	20.22	63.89%
6 60032 Abromaitis, Kestut	M60 Lithuania	23.54	0.2	21.22	60.88%
7 60098 Dow, Alan	M63 New Zealand	30.02	0.2	27.06	47.73%

## M65 100 Short Hurdles .840

Name	Age Team	Finals	Wind	Age-Grading	Points
1 65061 Davydov, Valeriy	M67 Russia	16.96	0.2	14.65	88.15%
2 65022 Mikeev, Evgenii	M65 Russia	18.62	0.2	16.09	80.29%

## M30 110 Short Hurdles .991

Name	Age Team	Finals	Wind	Age-Grading	Points
1 30005 Reynolds, Luke	M30 New Zealand	16.90	0.3	16.91	76.39%
2 30013 Piette, Gaetan	M31 Belgium	20.60	0.3	20.61	62.67%

## World Masters Games - 23/04/2017 to 29/04/2017

## Trusts Arena

## Results - Age Grading: 5 Yr Indiv &amp; 5 yr Multi

**M35 110 Short Hurdles .991**

Name	Age Team	Finals	Wind	Age-Grading	Points
1 35045 Pritchard, Ashley	M37 United Kingdom	16.79	0.3	16.63	77.67%
2 35073 Costello, Gregory	M39 Australia	20.23	0.3	20.03	64.46%
3 35061 Chandhary, Aman Ch	M38 India	20.42	0.3	20.22	63.86%

**M40 110 Short Hurdles .991**

Name	Age Team	Finals	Wind	Age-Grading	Points
1 40018 Gibbons, Geoffrey	M40 Australia	15.72	0.4	14.98	86.20%
2 40079 Davey, Peter	M43 United Kingdom	17.13	0.4	16.32	79.10%
3 40093 Maier, Bjoern	M43 Germany	17.33	0.4	16.51	78.19%

**M45 110 Short Hurdles .991**

Name	Age Team	Finals	Wind	Age-Grading	Points
1 45077 Cicchelli, Gian Lo	M47 Italy	18.57	0.3	17.00	75.98%
2 45114 Lio, Setu	M48 New Zealand	24.65	0.3	22.56	57.24%
3 45119 Castle, James	M49 Argentina	30.37	0.3	27.80	46.46%

**M80 200 Long Hurdles .686**

Name	Age Team	Finals	Wind	Age-Grading	Points
1 80019 Kabele, Antonin	M81 Czech Republic	55.54	NWI	55.55	84.23%
-- 80025 Berardi, Jose Mari	M82 Argentina	DQ	NWI		Rule 168.7

**M60 300 Long Hurdles .762**

Name	Age Team	Finals	Age-Grading	H#	Points
1 60109 Sato, Rayuichi	M63 Japan	52.06	52.07	89.86%	2
2 60005 Velazques Sandoval	M60 Mexico	52.13	52.14	89.74%	1
3 60088 Fernandes, Costao	M62 India	53.28	53.29	87.80%	2
4 60076 McLawhorn, David	M62 United States of	53.48	53.49	87.47%	2
5 60063 Vvoloskov, Nikolay	M61 Russia	53.67	53.68	87.16%	1
6 60124 Cheadle, William	M63 United States of	53.68	53.69	87.15%	1
7 60141 Hovorka, Bohuslav	M64 Czech Republic	54.69	54.70	85.54%	2
8 60032 Abromaitis, Kestut	M60 Lithuania	58.63	58.64	79.79%	1
9 60095 Scown, Robert Lesl	M63 New Zealand	1:00.36	1:00.37	77.50%	1
10 60098 Dow, Alan	M63 New Zealand	1:09.22	1:09.23	67.58%	2

**M65 300 Long Hurdles .762**

Name	Age Team	Finals	Age-Grading	Points
1 65061 Davydov, Valeriy	M67 Russia	50.61	50.62	92.43%
2 65109 Dougall, Alan	M69 New Zealand	56.18	56.19	83.27%
3 65103 Neumolotov, Oleg	M68 Russia	1:11.46	1:11.47	65.46%

## World Masters Games - 23/04/2017 to 29/04/2017

## Trusts Arena

## Results - Age Grading: 5 Yr Indiv &amp; 5 yr Multi

**M70 300 Long Hurdles .686**

Name	Age Team	Finals	Age-Grading Points
1 70051 Majauskas, Vytas A	M71 United Kingdom	56.21	56.22 83.22%
2 70099 de Lemos, Antonio	M74 Brazil	1:01.72	1:01.73 75.79%
3 70020 Parker, Raichard V	M70 New Zealand	1:09.60	1:09.61 67.21%
-- 70004 Trops, Alberts	M70 Latvia	DQ	Rule 168.7

**M75 300 Long Hurdles .686**

Name	Age Team	Finals	Age-Grading Points
1 75049 Van Der Wal, Hyike	M79 Canada	1:21.56	1:21.57 57.36%
2 75056 Vonasek, Josef	M79 Czech Republic	1:31.60	1:31.61 51.07%
-- 75014 Grenhall, Jan Wald	M76 Switzerland	DQ	Rule 168.7

**M30 400 Long Hurdles .914**

Name	Age Team	Finals	Age-Grading Points
1 30012 Lockley, Curtis Da	M31 New Zealand	1:05.48	1:05.49 71.44%
2 30013 Piette, Gaetan	M31 Belgium	1:09.99	1:10.00 66.84%

**M35 400 Long Hurdles .914**

Name	Age Team	Finals	Age-Grading Points
1 35073 Costello, Gregory	M39 Australia	1:06.48	6.65703.67%
2 35061 Chandhary, Aman Ch	M38 India	1:13.69	7.37634.82%
3 35084 Lam, Thiet-Hai	M39 France	1:16.89	7.69608.40%

**M40 400 Long Hurdles .914**

Name	Age Team	Finals	Age-Grading Points
1 40048 Yasunobu, Maki	M41 Japan	1:00.54	57.95 80.72%
2 40079 Davey, Peter	M43 United Kingdom	1:08.70	1:05.76 71.14%
3 40030 Anderson, Benjamin	M41 United Kingdom	1:11.17	1:08.13 68.67%

**M45 400 Long Hurdles .914**

Name	Age Team	Finals	Age-Grading Points
1 45088 Van Zyl, Oloff	M47 South Africa	1:04.05	58.57 79.88%
2 45119 Castle, James	M49 Argentina	1:33.61	1:25.60 54.65%

**M50 400 Long Hurdles .840**

Name	Age Team	Prelims	Age-Grading H#
Preliminaries			
1 50014 Tsunemi, Satoshi	M50 Japan	1:05.55q	57.14 81.88% 2
2 50127 Daborn, Paul	M53 New Zealand	1:08.04q	59.31 78.88% 1
3 50091 O'Connor, John	M52 New Zealand	1:08.99q	1:00.14 77.79% 2
4 50006 Davenport, Andrew	M50 New Zealand	1:11.00q	1:01.89 75.59% 2
5 50107 Zapha, Thierry	M52 France	1:11.51q	1:02.33 75.05% 1

## World Masters Games - 23/04/2017 to 29/04/2017

## Trusts Arena

## Results - Age Grading: 5 Yr Indiv &amp; 5 yr Multi

## ...M50 400 Long Hurdles .840

6	50183	Lett, Mark	M54	New Zealand	1:13.68q	1:04.22	72.84%	2
7	50043	Barjare, Mahendra	M50	India	1:15.58q	1:05.88	71.01%	2
8	50120	Nikolov, Plamen	M53	Bulgaria	1:20.64q	1:10.29	66.56%	1
--	50023	Gribkov, Dmitry	M50	Russia	DNF			1

## M50 400 Long Hurdles .840

Name	Age	Team	Finals	Age-Grading	Points		
Finals							
1	50014	Tsunemi, Satoshi	M50	Japan	1:00.98	53.16	88.01%
2	50006	Davenport, Andrew	M50	New Zealand	1:03.31	55.19	84.77%
3	50091	O'Connor, John	M52	New Zealand	1:03.65	55.48	84.32%
4	50107	Zapha, Thierry	M52	France	1:05.42	57.03	82.04%
5	50183	Lett, Mark	M54	New Zealand	1:11.74	1:02.53	74.81%
6	50127	Daborn, Paul	M53	New Zealand	1:49.43	1:35.38	49.05%

## M55 400 Long Hurdles .840

Name	Age	Team	Finals	Age-Grading	Points		
1	55014	Sugizaki, Kazuhiko	M55	Japan	1:06.00	54.71	85.52%
2	55086	Ozyumenko, Igor	M57	Russia	1:09.81	57.86	80.85%
3	55117	Khusainov, Rashid	M58	Russia	1:10.91	58.78	79.59%
4	55048	Kuckovsky, Eduard	M56	Slovakia	1:13.22	1:00.69	77.08%
5	55091	Dixon, Mark	M57	Australia	1:19.03	1:05.51	71.42%
6	55060	McCully, Nigel	M56	New Zealand	1:25.30	1:10.70	66.17%

## M60 2000 Metre Steeplechase

Name	Age	Team	Finals	Age-Grading	Points		
1	60006	Long, Allan	M60	Australia	7:08.13	8:39.71	91.13%
2	60008	Dryps, Ryszard	M60	Poland	7:28.30	9:04.20	87.03%
3	60097	Sono, Masao	M63	Japan	7:42.93	9:21.96	84.28%
4	60011	Hart, Murray	M60	New Zealand	8:23.82	10:11.59	77.44%
5	60032	Abromaitis, Kestut	M60	Lithuania	9:17.39	11:16.62	70.00%
6	60104	Saunders, Kenneth	M63	Australia	10:35.33	12:51.23	61.41%
--	60140	Williams, Frank	M64	United States of	DNF		

## M65 2000 Metre Steeplechase

Name	Age	Team	Finals	Age-Grading	Points		
1	65086	Mayfield, Allan	M68	Australia	7:47.68	8:28.61	93.12%
2	65065	Skotin, Leonid	M67	Russia	8:21.71	9:05.61	86.81%
3	65038	Roganov, Boris	M65	Russia	8:39.47	9:24.93	83.84%
4	65019	Binter, Karel	M65	Czech Republic	9:11.68	9:59.96	78.94%
5	65079	Sporykhin, Valdimi	M67	Russia	9:18.86	10:07.77	77.93%
6	65077	Adams, Graeme	M67	New Zealand	9:31.09	10:21.07	76.26%
7	65122	Wakelin, Neil	M69	Canada	9:38.26	10:28.86	75.32%

## World Masters Games - 23/04/2017 to 29/04/2017

## Trusts Arena

## Results - Age Grading: 5 Yr Indiv &amp; 5 yr Multi

## M70 2000 Metre Steeplechase

Name	Age Team	Finals	Age-Grading Points
1 70015 Costmeyer, Robbie	M70 Australia	8:55.97	8:47.94 89.71%
2 70084 Malykh, Vladimir	M73 Russia	9:05.05	8:56.88 88.22%
3 70040 Standen, Owen	M71 New Zealand	9:51.59	9:42.72 81.28%
4 70050 Araujo, Lutero	M71 Brazil	10:11.84	10:02.67 78.59%
5 70011 Sweetman, Richard	M70 New Zealand	10:47.40	10:37.69 74.27%
6 70095 Emelin, Viacheslav	M74 Russia	11:46.66	11:36.07 68.04%

## M75 2000 Metre Steeplechase

Name	Age Team	Finals	Age-Grading Points
1 75018 Sineiko, Mikhail	M76 Russia	10:22.81	9:20.66 84.48%
2 75050 Cordero, Joe	M79 United States of	13:55.71	12:32.31 62.96%
3 75053 LeVasseur, Gerald	M79 United States of	15:35.10	14:01.78 56.27%
4 75049 Van Der Wal, Hyike	M79 Canada	18:56.55	17:03.13 46.29%

## M80 2000 Metre Steeplechase

Name	Age Team	Finals	Age-Grading Points
1 80031 Stuart, Ronald	M84 Australia	16:37.95	13:47.11 57.26%
2 80025 Berardi, Jose Mari	M82 Argentina	20:42.34	17:09.66 46.00%

## M30 High Jump

Name	Age Team	Finals	Age-Grading Points
1 30041 Farlow, Adam	M34 Australia	1.40m 4-07.00	1.40m 57.14%
1.30 1.35 1.40 1.45 1.50			
o - o - XXX			

## M35 High Jump

Name	Age Team	Finals	Age-Grading Points
1 35039 Kusumi, Takuya	M37 Japan	1.81m 5-11.25	1.85m 75.73%
1.75 1.78 1.81 1.90			
o XXO o XXX			
2 35073 Costello, Gregory	M39 Australia	1.78m 5-10.00	1.82m 74.48%
1.55 1.60 1.65 1.70 1.75 1.78 1.81			
o o o o XXO o XXX			
3 35055 Halbmaier, Craig	M38 New Zealand	1.75m 5-08.75	1.79m 73.22%
1.50 1.55 1.60 1.65 1.70 1.75 1.78			
o - o o XO XO XXX			
4 35038 Hubner, Axel Uwe	M37 Germany	1.50m 4-11.00	1.53m 62.76%
1.40 1.45 1.50 1.55 1.60 1.65			
o - o - - X			
5 35048 Mai, Andrew	M37 New Zealand	1.50m 4-11.00	1.53m 62.76%
1.30 1.35 1.40 1.45 1.50 1.55			
o o o o XXO XXX			

## World Masters Games - 23/04/2017 to 29/04/2017

## Trusts Arena

## Results - Age Grading: 5 Yr Indiv &amp; 5 yr Multi

## M40 High Jump

Name	Age Team	Finals	Age-Grading Points
1 40116 Mans, Johannes Fra M44 South Africa		1.85m 6-00.75	1.93m 79.06%
1.63 1.66 1.75 1.80 1.85 1.88			
O O O O O XXX			
2 40030 Anderson, Benjamin M41 United Kingdom		1.63m 5-04.25	1.70m 69.66%
1.45 1.50 1.55 1.60 1.63			
O O O XXO XO			
3 40115 Hupke, Frank M44 Germany		1.60m 5-03.00	1.67m 68.38%
1.35 1.40 1.45 1.50 1.55 1.60 1.63			
O O O O XO O XXX			
4 40063 Maharaj, Arindra M42 New Zealand		1.55m 5-01.00	1.62m 66.24%
1.30 1.35 1.40 1.45 1.50 1.55 1.60			
O - - - O O XXX			
5 40111 Jack, Aaron M44 New Zealand		1.45m 4-09.00	1.52m 61.97%
1.30 1.35 1.40 1.45 1.50			
O O O O XXX			

## M45 High Jump

Name	Age Team	Finals	Age-Grading Points
1 45025 Neale, Damian M45 New Zealand		1.65m 5-05.00	1.81m 74.32%
1.55 1.60 1.65 1.68 1.73			
O O O - XXX			
2 45011 Takeaichi, Shinji M45 Japan		1.60m 5-03.00	1.76m 72.07%
1.55 1.60 1.65 1.68			
O O XX- X			
3 45077 Cicchelli, Gian Lo M47 Italy		1.60m 5-03.00	1.76m 72.07%
1.50 1.55 1.60 1.65			
O XO O XXX			
4 45044 McCubbins, Matthew M46 United States of		1.60m 5-03.00	1.76m 72.07%
1.55 1.60 1.65			
O XXO XXX			

## M50 High Jump

Name	Age Team	Finals	Age-Grading Points
1 50061 Romanovich, Vitali M51 Russia		1.76m 5-09.25	2.04m 83.41%
1.63 1.68 1.72 1.76			
O O O XXO			
2 50150 Pohjola, Karl M53 Finland		1.60m 5-03.00	1.85m 75.83%
1.45 1.50 1.55 1.60 1.63			
O O O XXO XXX			
3 50047 Hawke, Karl M51 United States of		1.55m 5-01.00	1.80m 73.46%
1.40 1.45 1.50 1.55 1.60			
O O O O XXX			
4 50104 Vasania, Fareez M52 India		1.50m 4-11.00	1.74m 71.09%
1.35 1.40 1.45 1.50 1.55			
O O O O XXX			
5 50123 Macfarlane, Mark M53 New Zealand		1.40m 4-07.00	1.62m 66.35%
1.30 1.35 1.40 1.45			
O O O XXX			



## World Masters Games - 23/04/2017 to 29/04/2017

## Trusts Arena

## Results - Age Grading: 5 Yr Indiv &amp; 5 yr Multi

## ...M50 High Jump

6	50183	Lett, Mark	M54	New Zealand	1.40m	4-07.00	1.62m	66.35%
		1.25	1.30	1.35	1.40	1.45		
		O	O	O	XXO	XXX		

## M55 High Jump

Name	Age Team	Finals	Age-Grading Points
1 55096 Black, Murray	M57 Canada	1.55m 5-01.00	1.90m 77.50%
		1.40 1.45 1.50 1.55 1.60	
		O O O O XXX	
2 55082 Walker, Trevor	M57 New Zealand	1.50m 4-11.00	1.84m 75.00%
		1.40 1.45 1.50 1.55	
		O O XO XXX	
3 55047 Kuzmichev, Valeriy	M56 Spain	1.45m 4-09.00	1.78m 72.50%
		1.40 1.45 1.50	
		O O XXX	
4 55136 Bedot, Lionel	M58 France	1.45m 4-09.00	1.78m 72.50%
		1.40 1.45 1.50	
		O XXO XXX	

## M60 High Jump

Name	Age Team	Finals	Age-Grading Points
1 60067 Barineau, James	M61 United States of	1.65m 5-05.00	2.14m 87.77%
		1.45 1.50 1.55 1.60 1.65 1.70	
		O O O O O X	
2 60077 Hooper, Ray	M62 New Zealand	1.45m 4-09.00	1.88m 77.13%
		1.25 1.30 1.35 1.40 1.45 1.50	
		O O O O XO XXX	
3 60041 Abba, Giancarlo Ma	M61 New Zealand	1.35m 4-05.00	1.75m 71.81%
		1.25 1.30 1.35 1.40	
		O XO O XXX	
4 60076 McLawhorn, David	M62 United States of	1.30m 4-03.25	1.69m 69.15%
		1.20 1.25 1.30 1.35	
		XO O XO XXX	

## M65 High Jump

Name	Age Team	Finals	Age-Grading Points
1 65022 Mikeev, Evgenii	M65 Russia	1.45m 4-09.00	2.01m 81.92%
		1.20 1.25 1.30 1.35 1.40 1.45 1.50	
		O O O XO O XXO X	
2 65017 Delamere, Tuariki	M65 New Zealand	1.35m 4-05.00	1.87m 76.27%
		1.25 1.30 1.35 1.40	
		O O O XXX	
2 65016 Hadinger, Antonin	M65 Czech Republic	1.35m 4-05.00	1.87m 76.27%
		1.10 1.15 1.20 1.25 1.30 1.35 1.40	
		O - O O O O XXX	
4 65113 Seitz, Stanley	M69 Canada	1.30m 4-03.25	1.80m 73.45%
		1.25 1.30 1.35	
		XO XO XXX	

## World Masters Games - 23/04/2017 to 29/04/2017

## Trusts Arena

## Results - Age Grading: 5 Yr Indiv &amp; 5 yr Multi

## ...M65 High Jump

5	65004 Riabtsev, Aleksand M65 Russia	1.30m	4-03.25	1.80m	73.45%
	1.10 1.15 1.20 1.25 1.30 1.35				
	O O O XXO XO XXX				
6	65069 Birger Myhren, Her M67 Germany	1.25m	4-01.25	1.73m	70.62%
	1.20 1.25				
	O O				

## M70 High Jump

Name	Age Team	Finals	Age-Grading Points
1 70100 Morgan, Curtis	M74 United States of	1.38m	4-06.25 2.04m 83.64%
	1.30 1.35 1.38 1.41		
	O O XXO XXX		
2 70060 Anstiss, David	M72 New Zealand	1.35m	4-05.00 2.00m 81.82%
	1.25 1.30 1.35 1.38		
	O XO XO XXX		
3 70052 Frable, Norman	M71 United States of	1.30m	4-03.25 1.92m 78.79%
	1.20 1.25 1.30 1.35		
	O O XO XXX		
4 70092 Edwards, Harvey	M74 United States of	1.25m	4-01.25 1.85m 75.76%
	1.10 1.15 1.20 1.25 1.30		
	O XXO O O XXX		

## M75 High Jump

Name	Age Team	Finals	Age-Grading Points
1 75002 Kronlund, Lars Gun M75 Sweden		1.25m	4-01.25 1.99m 81.17%
	1.10 1.15 1.20 1.25 1.30		
	O O O XO XXX		
2 75056 Vonasek, Josef M79 Czech Republic		1.10m	3-07.25 1.75m 71.43%
	1.00 1.05 1.10 1.15		
	O O O XXX		
3 75019 Strasshofer, Grego M76 Germany		1.05m	3-05.25 1.67m 68.18%
	1.00 1.05 1.10		
	XO O XXX		

## M80 High Jump

Name	Age Team	Finals	Age-Grading Points
1 80025 Berardi, Jose Mari M82 Argentina		0.90m	2-11.50 1.55m 63.38%
	0.80 0.85 0.90 0.95		
	O - O XXX		

## M85 High Jump

Name	Age Team	Finals	Age-Grading Points
1 85005 Blair, James M85 New Zealand		1.10m	3-07.25 2.06m 84.62%
	0.90 0.95 1.00 1.05 1.10		
	O O O O XO		

## World Masters Games - 23/04/2017 to 29/04/2017

## Trusts Arena

## Results - Age Grading: 5 Yr Indiv &amp; 5 yr Multi

## ...M85 High Jump

2	85008	Mein, Hector	M87	New Zealand	0.90m	2-11.50	1.69m	69.23%
		0.80	0.85	0.90	0.95			
		O	O	O	XXX			

## M30 Long Jump

Name	Age Team	Finals	Wind	Age-Grading Points
1 30035 Goto, Hiroto	M33 Japan	6.70m	0.3	21-11.75 6.70m 74.86%
		6.48m(0.8) X(0.3) 6.63m(+0.0) X(+0.0) 6.70m(0.3) 6.70m(1.0)		
2 30041 Farlow, Adam	M34 Australia	4.74m	1.4	15-06.75 4.74m 52.96%
		4.74m(1.4) - -		

## M35 Long Jump

Name	Age Team	Finals	Wind	Age-Grading Points
1 35005 Arakawa, Daisuke	M35 Japan	7.33m	+0.0	24-00.75 7.56m 84.45%
		6.91m(1.5) 6.88m(0.6) 6.93m(1.1) X(1.8) 7.18m(1.3) 7.33m(+0.0)		
2 35049 Hanekom, Gideon	M37 New Zealand	5.65m	+0.0	18-06.50 5.82m 65.09%
		5.43m(0.7) 5.47m(+0.0) 5.65m(+0.0) 5.25m(2.0) 5.22m(+0.0) 5.29m(+0.0)		
3 35032 Neault, Medhi	M37 France	5.46m	1.8	17-11.00 5.63m 62.90%
		5.33m(0.1) X(+0.0) X(0.8) X(2.6) 5.42m(1.2) 5.46m(1.8)		
4 35031 McGowan, Iain	M37 New Zealand	5.31m	1.2	17-05.25 5.47m 61.18%
		5.24m(1.5) 5.24m(+0.0) 5.31m(1.2) 5.31m(0.4) X(2.0) 5.14m(+0.0)		
5 35059 Patil, Parag	M38 India	5.09m	+0.0	16-08.50 5.25m 58.64%
		X(0.8) 4.57m(1.9) 5.09m(+0.0)		
6 35090 Conce, Eric	M39 France	4.90m	+0.0	16-01.00 5.05m 56.45%
		- - 4.78m(0.7) 4.90m(+0.0) 4.70m(1.5) 4.63m(+0.0)		
7 35048 Mai, Andrew	M37 New Zealand	4.86m	0.7	15-11.50 5.01m 55.99%
		- - X(+0.0) 4.60m(+0.0) 4.73m(1.0) 4.86m(0.7)		

## M40 Long Jump

Name	Age Team	Finals	Wind	Age-Grading Points
1 40027 Bubnov, Pavel	M41 Russia	6.36m	-0.3	20-10.50 6.93m 77.47%
		6.08m(-0.6) 6.36m(-0.3) 6.28m(-0.7) 6.23m(+0.0) 6.35m(+0.0) 6.09m(0.2)		
2 40018 Gibbons, Geoffrey	M40 Australia	6.10m	NWI	20-00.25 6.64m 74.30%
		6.10m(-0.0) 5.87m(-1.6)		
3 40014 McLean, Andrew	M40 Australia	5.76m	+0.0	18-10.75 6.27m 70.16%
		5.53m(-1.1) 5.57m(-1.4) - 5.53m(+0.0) 5.76m(+0.0) 5.65m(+0.0)		
4 40079 Davey, Peter	M43 United Kingdom	5.34m	+0.0	17-06.25 5.82m 65.04%
		5.32m(-1.0) 5.21m(-0.8) 5.18m(-0.3) X(-0.8) 5.34m(+0.0) 5.34m(-0.0)		
5 40026 Langford, Dennis	M41 New Zealand	5.31m	-0.4	17-05.25 5.78m 64.68%
		5.17m(-0.0) 5.31m(-0.4) 5.08m(-0.0) 4.95m(+0.0)		
6 40107 Nogaj, Stefan	M44 New Zealand	5.20m	-1.8	17-00.75 5.66m 63.34%
		4.40m(-0.4) 4.93m(-2.4) 4.71m(-1.3) 4.95m(+0.0) 4.91m(-1.3) 5.20m(-1.8)		
7 40115 Hupke, Frank	M44 Germany	4.93m	-2.6	16-02.25 5.37m 60.05%
		4.78m(-0.3) 4.87m(-0.3) 4.93m(-2.6) 4.82m(1.3) 4.89m(-0.3) 4.70m(-0.7)		
8 40108 Batchelor, Robert	M44 New Zealand	4.72m	+0.0	15-06.00 5.14m 57.49%
		3.97m(-1.7) 4.43m(-0.4) 3.97m(+0.0) 4.45m(+0.0) 4.69m(-1.1) 4.72m(+0.0)		
9 40063 Maharaj, Arindra	M42 New Zealand	4.26m	NWI	13-11.75 4.64m 51.89%
		4.26m(-0.0) X(-0.0) X(-1.2)		

## World Masters Games - 23/04/2017 to 29/04/2017

## Trusts Arena

## Results - Age Grading: 5 Yr Indiv &amp; 5 yr Multi

## M45 Long Jump

Name	Age Team	Finals	Wind	Age-Grading	Points
1 45012 Cassin, Andrew	M45 Australia	5.85m	3.2	19-02.50	6.75m 75.48%
X(1.5) 5.67m(2.6) X(2.0) 5.28m(2.3) 5.70m(1.8) 5.85m(3.2)					
2 45038 Wilson, Trevor	M46 New Zealand	5.63m	2.5	18-05.75	6.50m 72.65%
5.33m(2.2) X(1.6) 5.63m(2.5) 5.62m(2.1) 5.46m(1.3) 5.50m(3.0)					
3 45112 Ryzhov, Igor	M48 Russia	5.33m	1.6	17-06.00	6.15m 68.77%
X(0.8) X(+0.0) 4.70m(2.6) X(0.3) 5.33m(1.6) 5.27m(2.5)					
4 45065 David, Alexander B	M47 Germany	5.01m	1.9	16-05.25	5.78m 64.65%
X(0.3) 5.01m(1.9) - 4.64m(2.1) - 4.81m(1.3)					
5 45036 Liew, Kim Tu	M46 Malaysia	4.91m	2.1	16-01.50	5.67m 63.35%
4.82m(2.9) 4.91m(2.1) - 4.71m(1.0) 4.52m(1.2)					
6 45119 Castle, James	M49 Argentina	4.21m	2.5	13-09.75	4.86m 54.32%
3.65m(1.2) 4.21m(2.5)					

## M50 Long Jump

Name	Age Team	Finals	Wind	Age-Grading	Points
1 50031 Araneda Galvez, Jo	M50 Canada	5.46m	-0.3	17-11.00	6.70m 75.00%
5.19m(-1.1) 5.30m(-1.0) 5.31m(-2.3) 5.25m(-2.2) 5.46m(-0.3) 5.44m(-2.2)					
2 50069 Richardson, Andrew	M51 New Zealand	5.27m	-2.3	17-03.50	6.47m 72.39%
4.93m(-3.4) 5.04m(-2.9) 5.27m(-2.3) 5.11m(-1.5) 5.00m(-1.5) 5.15m(-2.6)					
3 50144 Provenzano, Alan G	M53 Australia	5.19m	-3.3	17-00.50	6.37m 71.29%
4.76m(-2.3) 4.80m(-1.9) X(-2.5) 4.96m(-2.4) 5.12m(-1.7) 5.19m(-3.3)					
4 50104 Vasania, Fareez	M52 India	5.19m	-1.7	17-00.50	6.37m 71.29%
5.08m(-2.4) 5.10m(-1.3) 5.19m(-1.7) X(-1.4) 5.10m(-1.6) X(-2.3)					
5 50169 Solomon, Bruce	M54 New Zealand	4.79m	-1.9	15-08.75	5.88m 65.80%
4.73m(-2.3) 4.62m(-2.5) 4.69m(-1.5) 4.79m(-1.9) X(-1.9) 4.68m(-2.5)					
6 50183 Lett, Mark	M54 New Zealand	4.65m	-2.3	15-03.25	5.71m 63.87%
4.60m(-2.2) 4.65m(-2.3) 4.36m(-2.0) 4.61m(-2.1) 4.64m(-1.3) 4.52m(-1.3)					
7 50028 D'Silva, Dominic	M50 New Zealand	4.31m	NWI	14-01.75	5.29m 59.20%
4.31m(NWI) 3.25m(-2.7) -					
8 50123 Macfarlane, Mark	M53 New Zealand	4.22m	-1.4	13-10.25	5.18m 57.97%
3.70m(-2.6) 3.82m(-1.8) 4.22m(-1.4) 3.16m(-1.4)					
9 50070 Kashammer, Armin	M51 New Zealand	4.04m	-2.3	13-03.25	4.96m 55.49%
3.95m(-3.5) 4.04m(-2.3) 3.74m(-2.2)					
10 50074 Adams, Marc	M51 New Zealand	3.00m	-2.5	9-10.25	3.68m 41.21%
2.69m(-1.3) 3.00m(-2.5) X(-1.9)					

## M55 Long Jump

Name	Age Team	Finals	Wind	Age-Grading	Points
1 55082 Walker, Trevor	M57 New Zealand	5.51m	0.7	18-01.00	7.22m 80.79%
5.02m(+0.0) 5.37m(+0.0) 4.91m(0.1) 5.26m(1.0) 4.79m(+0.0) 5.51m(0.7)					
2 55034 Fedorov, Vladimir	M55 Russia	5.35m	1.3	17-06.75	7.01m 78.45%
5.18m(+0.0) 5.35m(1.3) 5.27m(+0.0) 5.18m(+0.0) 5.16m(0.5) 5.18m(1.1)					
3 55107 Burden, Stephen	M57 New Zealand	5.28m	1.8	17-04.00	6.92m 77.42%
4.97m(0.3) 5.28m(1.8) 5.21m(1.7) 5.22m(0.8) 4.93m(+0.0) 4.93m(0.9)					
4 55097 Rawson, Gary	M57 New Zealand	4.79m	1.9	15-08.75	6.28m 70.23%
4.79m(1.9) X(0.5) X(0.8) X(1.0) X(+0.0) 4.69m(+0.0)					
5 55111 Lloyd, Richard	M57 Canada	4.55m	1.8	14-11.25	5.97m 66.72%
4.41m(0.5) X(1.4) 4.31m(0.8) 4.54m(0.8) 3.43m(1.5) 4.55m(1.8)					

## World Masters Games - 23/04/2017 to 29/04/2017

## Trusts Arena

## Results - Age Grading: 5 Yr Indiv &amp; 5 yr Multi

## ...M55 Long Jump

6	55136	Bedot, Lionel	M58	Ireland	4.31m	0.1	14-01.75	5.65m	63.20%
					4.14m(0.2)	4.26m(0.2)	X(0.6) X(1.8) X(0.7)	4.31m(0.1)	
7	55154	Baldsing, Bryan	M59	Canada	4.08m	+0.0	13-04.75	5.35m	59.82%
					3.96m(0.3)	X(1.2)	4.08m(+0.0) X(2.1)	4.00m(2.2)	3.95m(+0.0)
8	55022	Patil, Deepak	M55	India	3.97m	1.6	13-00.25	5.20m	58.21%
					3.97m(1.6)	3.60m(1.6)	3.70m(1.3)	3.52m(1.3)	3.54m(2.0)
9	55017	Alexander, Donovan	M55	New Zealand	3.60m	0.8	11-09.75	4.72m	52.79%
					3.60m(0.8)	X(1.5)			
10	55032	Keshishian, Hovik	M55	Australia	3.43m	1.0	11-03.00	4.50m	50.29%
					3.43m(1.0)	2.84m(+0.0)	3.37m(2.5)		
11	55066	Nagur, Karibasavar	M56	India	3.10m	+0.0	10-02.00	4.06m	45.45%
					2.98m(0.7)	3.10m(+0.0)	2.86m(+0.0)		

## M60 Long Jump

Name	Age	Team	Finals	Wind	Age-Grading	Points				
1	60065	O'Leary, Dennis	M61	New Zealand	4.74m	1.9	15-06.75	6.67m	74.53%	
					3.93m(1.7)	X(1.2)	4.58m(2.2)	4.41m(2.0)	4.53m(2.0)	4.74m(1.9)
2	60141	Hovorka, Bohuslav	M64	Czech Republic	4.48m	1.6	14-08.50	6.30m	70.44%	
					4.48m(1.6)	4.23m(1.3)	4.43m(1.0)	4.38m(2.2)	4.20m(1.8)	4.25m(0.9)
3	60111	Gibbs, Barry	M63	Thailand	4.47m	1.3	14-08.00	6.29m	70.28%	
					4.47m(1.3)	4.36m(2.1)	4.24m(0.5)	4.34m(1.4)	4.33m(1.7)	4.26m(+0.0)
4	60035	Harmand, Xavier Je	M60	France	4.25m	1.9	13-11.50	5.98m	66.82%	
					4.25m(1.9)	3.67m(1.1)	3.94m(2.1)	4.08m(2.0)	3.82m(1.6)	3.80m(0.8)
5	60076	McLawnhorn, David	M62	United States of	4.21m	-0.1	13-09.75	5.92m	66.19%	
					4.11m(+0.0)	4.04m(1.6)	4.17m(1.9)	4.21m(-0.1)	X(1.9)	X(2.0)
6	60095	Scown, Robert Lesl	M63	New Zealand	4.19m	1.7	13-09.00	5.89m	65.88%	
					4.19m(1.7)	3.92m(1.6)	4.11m(2.7)	3.85m(2.4)	X(3.2)	3.97m(2.1)
7	60145	Singh, Rashpal	M64	United Kingdom	3.72m	1.4	12-02.50	5.23m	58.49%	
					3.72m(1.4)	X(0.4)	X			

## M65 Long Jump

Name	Age	Team	Finals	Wind	Age-Grading	Points				
1	65016	Hadinger, Antonin	M65	Czech Republic	4.21m	1.8	13-09.75	6.39m	71.48%	
					4.21m(1.8)	3.97m(2.8)	3.88m(1.9)			
2	65123	Klein, Jurgen	M69	Germany	4.06m	1.7	13-04.00	6.16m	68.93%	
					3.94m(1.4)	3.85m(0.2)	X(1.3)	4.00m(0.6)	4.06m(1.7)	4.00m(1.6)
3	65004	Riabtsev, Aleksand	M65	Russia	3.97m	1.3	13-00.25	6.02m	67.40%	
					2.84m(1.3)	3.06m(2.5)	3.30m(1.6)	3.72m(1.3)	3.95m(2.8)	3.97m(1.3)
4	65039	Kies, Roger	M66	United States of	3.89m	2.0	12-09.25	5.90m	66.04%	
					3.72m(0.7)	3.82m(3.2)	3.89m(2.0)	X(1.6)	3.87m(1.0)	X(2.5)
5	65113	Seitz, Stanley	M69	Canada	3.70m	0.9	12-01.75	5.61m	62.82%	
					3.50m(1.2)	3.70m(0.9)	3.46m(1.7)	-	X(0.1)	3.69m(1.5)
6	65001	Maseratti, Robert	M65	United States of	3.29m	0.3	10-09.50	4.99m	55.86%	
					3.29m(0.3)	3.28m(1.9)	2.19m(0.4)	2.95m(2.0)	3.12m(0.5)	3.25m(0.4)
--	65103	Neumolotov, Oleg	M68	Russia	FOUL					
					X(1.9)	X(1.8)	X(1.9)			

## World Masters Games - 23/04/2017 to 29/04/2017

## Trusts Arena

## Results - Age Grading: 5 Yr Indiv &amp; 5 yr Multi

## M70 Long Jump

Name	Age Team	Finals	Wind	Age-Grading Points
1 70012 Deleiros, Anthony	M70 New Zealand	3.73m	1.0 12-03.00	6.14m 68.69%
		X(1.3) X(1.7) 3.73m(1.0) X(1.4) 2.89m(1.4) 3.68m(1.6)		
2 70100 Morgan, Curtis	M74 United States of	3.61m	1.5 11-10.25	5.95m 66.48%
		3.50m(1.1) 3.61m(1.5) 3.23m(1.3) X(1.0)		
3 70029 Myhren, Lars Rune	M70 Sweden	3.54m	1.4 11-07.50	5.83m 65.19%
		3.46m(1.5) X(1.7) 3.54m(1.4) 3.23m(0.1) - X(1.9)		

## M75 Long Jump

Name	Age Team	Finals	Wind	Age-Grading Points
1 75056 Vonasek, Josef	M79 Czech Republic	3.58m	1.5 11-09.00	6.45m 72.03%
		3.36m(0.9) 3.58m(1.5) 3.50m(2.2) X(1.1) X(0.6)		
2 75039 Singh, Gurdev	M78 Canada	3.21m	3.2 10-06.50	5.78m 64.59%
		2.96m(0.8) 2.93m(0.4) 3.21m(3.2) 2.92m(2.2) 3.16m(1.1) 2.74m(1.9)		
3 75021 Denson, Charlesdon	M76 United States of	2.97m	0.8 9-09.00	5.35m 59.76%
		2.83m(+0.0) 2.97m(0.8) 2.84m(1.0) 2.95m(1.8)		
4 75031 Sharma, Dharam Paa	M77 India	2.62m	1.8 8-07.25	4.72m 52.72%
		2.41m(0.1) 2.42m(+0.0) 2.55m(1.4) 2.62m(1.8) 2.61m(2.1) 2.49m(+0.0)		
5 75040 Neuzil, Kamil	M78 Czech Republic	2.37m	+0.0 7-09.50	4.27m 47.69%
		2.33m(0.4) 2.27m(2.6) 2.37m(+0.0)		

## M80 Long Jump

Name	Age Team	Finals	Wind	Age-Grading Points
1 80019 Kabele, Antonin	M81 Czech Republic	3.08m	1.9 10-01.25	6.12m 68.44%
		2.83m(0.8) 2.97m(1.7) 2.97m(1.5) 3.00m(0.9) 3.08m(1.9) 2.99m(0.2)		

## M85 Long Jump

Name	Age Team	Finals	Wind	Age-Grading Points
1 85008 Mein, Hector	M87 New Zealand	2.49m	0.3 8-02.00	5.51m 61.63%
		1.44m(0.7) 2.09m(1.3) 2.49m(0.3) 2.25m(1.8) 1.99m(+0.0) 2.27m(1.8)		

## M90 Long Jump

Name	Age Team	Finals	Wind	Age-Grading Points
1 90003 Martin, Allan	M90 New Zealand	2.01m	2.2 6-07.25	5.03m 56.15%
		X(2.3) 1.50m(1.1) 2.01m(2.2) 2.00m(1.1)		

## M30 Triple Jump

Name	Age Team	Finals	Wind	Age-Grading Points
1 30035 Goto, Hiroto	M33 Japan	14.31m	NWI 46-11.50	14.31m 78.24%
2 30039 Merzdorf, Enrico	M33 Germany	10.71m	NWI 35-01.75	10.71m 58.56%

## World Masters Games - 23/04/2017 to 29/04/2017

## Trusts Arena

## Results - Age Grading: 5 Yr Indiv &amp; 5 yr Multi

## M35 Triple Jump

Name	Age Team	Finals	Wind	Age-Grading Points
1 35031 McGowan, Iain	M37 New Zealand	11.65m	NWI 38-02.75	11.73m 64.15%
2 35059 Patil, Parag	M38 India	10.40m	NWI 34-01.50	10.47m 57.27%
3 35032 Neault, Medhi	M37 France	7.03m	NWI 23-00.75	7.07m 38.71%

## M40 Triple Jump

Name	Age Team	Finals	Wind	Age-Grading Points
1 40079 Davey, Peter	M43 United Kingdom	11.43m	0.8 37-06.00	12.15m 66.45%
		11.43m(0.8) 10.58m(1.0) 11.05m(+0.0)		
2 40050 Poutawera, Vaughan	M41 New Zealand	11.43m	+0.0 37-06.00	12.15m 66.45%
		11.43m(+0.0) 10.97m(1.1) - 10.80m(1.4) - 10.93m(+0.0)		
3 40030 Anderson, Benjamin	M41 United Kingdom	11.23m	+0.0 36-10.25	11.94m 65.29%
		10.87m(+0.0) X(0.4) 11.23m(+0.0) - X(+0.0) 11.15m(+0.0)		
4 40040 Donoghy, Colin	M41 New Zealand	10.60m	+0.0 34-09.50	11.27m 61.63%
		10.27m(0.5) 9.88m(+0.0) 10.21m(+0.0) 10.57m(1.5) 10.38m(1.4) 10.60m(+0.0)		
5 40107 Nogaj, Stefan	M44 New Zealand	10.29m	+0.0 33-09.25	10.94m 59.83%
		10.12m(+0.0) 10.11m(0.9) 10.06m(0.4) X(0.8) 10.12m(1.0) 10.29m(+0.0)		
6 40111 Jack, Aaron	M44 New Zealand	9.40m	+0.0 30-10.25	9.99m 54.65%
		9.30m(+0.0) 9.40m(1.3) 9.40m(+0.0) 9.33m(+0.0) 9.38m(1.2) 9.38m(+0.0)		
7 40038 Krishan, G.A.P. Sa	M41 Sri Lanka	9.17m	1.0 30-01.00	9.75m 53.31%
		8.06m(+0.0) X(1.6) X(0.7) 8.41m(0.6) 9.17m(1.0) 8.65m(+0.0)		

## M45 Triple Jump

Name	Age Team	Finals	Wind	Age-Grading Points
1 45112 Ryzhov, Igor	M48 Russia	11.68m	+0.0 38-04.00	13.16m 71.97%
		11.10m(+0.0) 11.50m(+0.0) 11.24m(+0.0) 11.68m(+0.0)		
2 45012 Cassin, Andrew	M45 Australia	11.41m	-0.9 37-05.25	12.85m 70.30%
		11.37m(+0.0) 11.24m(0.4) 11.41m(-0.9)		
3 45077 Cicchelli, Gian Lo	M47 Italy	10.88m	-1.0 35-08.50	12.26m 67.04%
		10.73m(1.0) 10.88m(-1.0) 10.73m(+0.0) 10.84m(+0.0) X(-0.6)		

## M50 Triple Jump

Name	Age Team	Finals	Wind	Age-Grading Points
1 50031 Araneda Galvez, Jo	M50 Canada	11.48m	NWI 37-08.00	13.75m 75.23%
2 50047 Hawke, Karl	M51 United States of	11.09m	NWI 36-04.75	13.29m 72.67%
3 50104 Vasania, Fareez	M52 India	10.86m	NWI 35-07.75	13.01m 71.17%
4 50150 Pohjola, Karl	M53 Finland	9.04m	NWI 29-08.00	10.83m 59.24%

## M55 Triple Jump

Name	Age Team	Finals	Wind	Age-Grading Points
1 55082 Walker, Trevor	M57 New Zealand	11.52m	+0.0 37-09.50	14.73m 80.62%
		9.91m(-1.9) 11.52m(+0.0) 11.19m(+0.0) 11.08m(+0.0) X(-1.3) 10.00m(+0.0)		
2 55107 Burden, Stephen	M57 New Zealand	10.91m	-1.1 35-09.50	13.95m 76.35%
		10.37m(0.4) X(-1.8) 10.75m(-0.4) 10.91m(-1.1) 10.85m(-2.1) X(+0.0)		
3 55047 Kuzmichev, Valeriy	M56 Spain	10.25m	+0.0 33-07.50	13.11m 71.73%
		9.92m(-1.3) 10.06m(-1.7) 10.25m(+0.0) 10.15m(+0.0) 9.78m(-1.5) 10.25m(+0.0)		

## World Masters Games - 23/04/2017 to 29/04/2017

## Trusts Arena

## Results - Age Grading: 5 Yr Indiv &amp; 5 yr Multi

## ...M55 Triple Jump

4	55111	Lloyd, Richard	M57	Canada	9.33m	-0.9	30-07.50	11.93m	65.29%	
					9.12m(+0.0)	9.16m(-1.9)	9.22m(+0.0)	9.33m(-0.9)	9.22m(-2.1)	9.27m(-1.4)
5	55154	Baldsing, Bryan	M59	Canada	8.07m	-1.1	26-05.75	10.32m	56.47%	
					7.69m(-1.1)	X(+0.0)	7.28m(-0.9)	7.80m(+0.0)	7.92m(+0.0)	8.07m(-1.1)

## M60 Triple Jump

Name	Age	Team	Finals	Wind	Age-Grading	Points				
1	60065	O'Leary, Dennis	M61	New Zealand	9.35m	0.6	30-08.25	12.83m	70.14%	
					8.95m(1.9)	9.35m(0.6)	9.32m(+0.0)	9.09m(+0.0)	X(+0.0)	9.06m(0.8)
2	60141	Hovorka, Bohuslav	M64	Czech Republic	9.28m	+0.0	30-05.50	12.73m	69.62%	
					8.71m(-1.0)	8.67m(1.2)	8.89m(+0.0)	9.28m(+0.0)	9.25m(0.8)	9.21m(1.0)
3	60111	Gibbs, Barry	M63	Thailand	9.08m	1.6	29-09.50	12.46m	68.12%	
					X(+0.0)	8.31m(0.6)	8.49m(0.3)	8.79m(+0.0)	8.78m(1.3)	9.08m(1.6)
4	60076	McLawhorn, David	M62	United States of	8.69m	+0.0	28-06.25	11.92m	65.19%	
					7.44m(+0.0)	7.97m(1.1)	7.97m(1.9)	8.32m(+0.0)	8.50m(+0.0)	8.69m(+0.0)
5	60005	Velazques Sandoval	M60	Mexico	8.14m	1.6	26-08.50	11.17m	61.07%	
					8.14m(1.6)	7.79m(0.6)	7.79m(+0.0)			

## M65 Triple Jump

Name	Age	Team	Finals	Wind	Age-Grading	Points				
1	65061	Davydov, Valeriy	M67	Russia	10.69m	+0.0	35-01.00	15.82m	86.49%	
					10.55m(0.7)	10.27m(0.8)	-	10.69m(+0.0)		
2	65022	Mikeev, Evgenii	M65	Russia	9.50m	+0.0	31-02.00	14.05m	76.86%	
					8.71m(2.2)	8.72m(1.4)	9.33m(+0.0)	9.50m(+0.0)	X(+0.0)	7.43m(1.5)
3	65004	Riabtsev, Aleksand	M65	Russia	9.31m	0.6	30-06.50	13.77m	75.32%	
					7.97m(2.8)	8.85m(+0.0)	8.99m(+0.0)	9.31m(0.6)	8.91m(+0.0)	8.60m(1.1)
4	65103	Neumolotov, Oleg	M68	Russia	6.70m	+0.0	21-11.75	9.91m	54.21%	
					5.23m(2.3)	6.70m(+0.0)	-	X(+0.0)		
5	65084	Pierce, John	M68	United States of	5.14m	+0.0	16-10.50	7.60m	41.59%	
					X(1.6)	X(+0.0)	X(+0.0)	5.01m(+0.0)	5.01m(+0.0)	5.14m(+0.0)

## M70 Triple Jump

Name	Age	Team	Finals	Wind	Age-Grading	Points				
1	70060	Anstiss, David	M72	New Zealand	8.80m	+0.0	28-10.50	14.12m	77.26%	
					8.67m(0.7)	-	8.80m(+0.0)	-	8.52m(+0.0)	
2	70040	Standen, Owen	M71	New Zealand	6.49m	+0.0	21-03.50	10.42m	56.98%	
					6.09m(0.8)	6.49m(+0.0)	6.26m(+0.0)	6.11m(1.1)	6.09m(0.8)	6.31m(0.6)
3	70100	Morgan, Curtis	M74	United States of	5.96m	1.3	19-06.75	9.56m	52.33%	
					-	5.74m(+0.0)	X(2.2)	X(0.7)	5.96m(1.3)	X(+0.0)

## M75 Triple Jump

Name	Age	Team	Finals	Wind	Age-Grading	Points				
1	75056	Vonasek, Josef	M79	Czech Republic	7.27m	+0.0	23-10.25	12.75m	69.77%	
					7.04m(+0.0)	7.27m(+0.0)	7.09m(1.1)	X(1.3)	X(-0.9)	7.25m(-0.7)
2	75053	LeVasseur, Gerald	M79	United States of	6.52m	+0.0	21-04.75	11.43m	62.57%	
					6.33m(0.7)	6.52m(+0.0)	6.51m(0.1)	6.28m(+0.0)	6.39m(-1.4)	X(-1.0)



## World Masters Games - 23/04/2017 to 29/04/2017

## Trusts Arena

## Results - Age Grading: 5 Yr Indiv &amp; 5 yr Multi

## ...M75 Triple Jump

3 75031 Sharma, Dharam Paa M77 India 6.17m -0.7 20-03.00 10.82m 59.21%  
 6.17m(-0.7) 6.03m(2.0) 5.86m(1.0) 5.62m(-0.4) X(-0.4) 5.81m(-0.9)

## M80 Triple Jump

Name	Age Team	Finals	Wind	Age-Grading Points
1 80025 Berardi, Jose Mari M82 Argentina		3.59m	0.8 11-09.50	6.97m 38.15%
3.12m(1.0) 3.22m(0.6) 3.59m(0.8)				

## M85 Triple Jump

Name	Age Team	Finals	Wind	Age-Grading Points
1 85008 Mein, Hector M87 New Zealand		4.01m	+0.0 13-02.00	8.81m 48.20%
X(-0.4) - 3.38m(-0.9) X(0.1) 4.00m(0.7) 4.01m(+0.0)				

## M30 Shot Put 7.26kg

Name	Age Team	Finals	Age-Grading Points
1 30049 Koukal Jnr, Jiri M34 Slovakia		11.73m 38-06.00	11.73m 50.74%
10.31m 10.62m 10.72m 11.53m 11.44m 11.73m			
2 30043 Sahota, Gurinder P M34 India		11.58m 38-00.00	11.58m 50.09%
11.58m 11.01m 11.23m 11.42m 10.53m 10.24m			
3 30013 Piette, Gaetan M31 Belgium		7.84m 25-08.75	7.84m 33.91%
7.36m X 7.55m X 7.77m 7.84m			

## M35 Shot Put 7.26kg

Name	Age Team	Finals	Age-Grading Points
1 35076 Pardeshi, Santosh M39 India		10.82m 35-06.00	11.22m 48.54%
10.73m 10.43m 10.55m 10.23m 10.76m 10.82m			
2 35011 McGovern, Scott M35 New Zealand		10.73m 35-02.50	11.12m 48.14%
X 10.73m X 10.13m 10.38m X			
3 35038 Hubner, Axel Uwe M37 Germany		10.66m 34-11.75	11.05m 47.82%
X 10.32m 10.66m 10.63m 9.92m X			
4 35045 Pritchard, Ashley M37 United Kingdom		10.09m 33-01.25	10.46m 45.27%
9.88m 10.09m 9.61m X X 9.45m			
5 35048 Mai, Andrew M37 New Zealand		8.65m 28-04.50	8.97m 38.81%
8.63m 7.74m 8.21m 8.65m X 8.17m			

## M40 Shot Put 7.26kg

Name	Age Team	Finals	Age-Grading Points
1 40067 Bartl, Radek M42 Czech Republic		11.74m 38-06.25	13.07m 56.55%
11.34m 11.74m - 11.44m - -			
2 40070 Fuhrmann, Wolfgang M42 Germany		10.99m 36-00.75	12.23m 52.94%
10.61m X 10.99m 10.92m X 10.98m			
3 40008 Couper, David M40 New Zealand		10.57m 34-08.25	11.77m 50.92%
10.56m 9.80m 10.57m X 10.34m 10.45m			
4 40113 Mullarvey, Michael M44 Australia		10.42m 34-02.25	11.60m 50.19%
10.32m 10.42m X 10.41m 10.11m 10.33m			

## World Masters Games - 23/04/2017 to 29/04/2017

## Trusts Arena

## Results - Age Grading: 5 Yr Indiv &amp; 5 yr Multi

## M45 Shot Put 7.26kg

Name	Age Team	Finals	Age-Grading Points
1 45021 Clarke, Malcolm	M45 New Zealand	12.53m 41-01.50	15.06m 65.16%
11.93m 12.53m 11.98m 12.45m 12.40m 11.88m			
2 45049 Gassmann, Michael	M46 Germany	9.06m 29-08.75	10.89m 47.11%
8.55m 8.45m 8.76m 8.46m 9.06m 8.54m			
3 45087 Schmude, Michael	M47 Germany	8.95m 29-04.50	10.76m 46.54%
8.60m 8.95m 8.80m 8.69m 8.90m 8.88m			
4 45118 Skelton, Jimmy	M49 New Zealand	8.62m 28-03.50	10.36m 44.83%
8.22m 8.06m 8.62m 7.88m 7.91m 8.23m			

## M50 Shot Put 6kg

Name	Age Team	Finals	Age-Grading Points
1 50015 Inivale, Laini	M50 New Zealand	14.63m 48-00.00	17.14m 74.15%
14.63m 13.51m 13.55m 13.31m 12.94m 13.35m			
2 50032 Deemer, Gregory	M50 United States of	14.31m 46-11.50	16.77m 72.53%
13.08m 13.88m 14.07m 14.09m 14.31m 14.23m			
3 50007 Donoval, Lubomir	M50 Slovakia	13.58m 44-06.75	15.91m 68.83%
12.24m 12.47m 12.73m X X 13.58m			
4 50085 van Rensburg, Piet	M52 South Africa	13.26m 43-06.00	15.54m 67.21%
12.40m 12.29m X 12.31m 12.58m 13.26m			
5 50050 Stockill, Adrian	M51 New Zealand	11.71m 38-05.00	13.72m 59.35%
11.26m 9.17m 11.69m 11.44m 11.53m 11.71m			
6 50049 Takurua, Richard	M51 New Zealand	11.32m 37-01.75	13.26m 57.37%
10.23m 10.66m 10.47m 11.04m 11.32m 10.70m			
7 50017 Otto, Rene	M50 New Zealand	10.43m 34-02.75	12.22m 52.86%
10.29m 10.41m 10.43m 10.11m 10.33m -			
8 50170 Abbot, Finlay	M54 New Zealand	9.16m 30-00.75	10.73m 46.43%
8.82m 9.16m 8.26m 8.29m 8.93m 8.40m			
9 50039 Stowers, Michael	M50 New Zealand	7.82m 25-08.00	9.16m 39.64%
7.82m -			
10 50067 Xu, Jianping	M51 Canada	7.24m 23-09.00	8.48m 36.70%
6.60m 7.24m 7.16m			

## M55 Shot Put 6kg

Name	Age Team	Finals	Age-Grading Points
1 55013 Cook, Bruce	M55 United States of	13.75m 45-01.50	17.47m 75.55%
13.10m 12.41m 12.13m 13.67m 13.27m 13.75m			
2 55146 Medvedev, Alexandr	M58 Russia	13.36m 43-10.00	16.97m 73.41%
11.70m 13.13m 12.20m 12.94m 13.36m 13.07m			
3 55036 Dupuis, Arnaud	M55 France	12.79m 41-11.50	16.25m 70.27%
11.75m 11.83m 12.42m 12.22m 12.45m 12.79m			
4 55119 Flaus, Mark	M58 New Zealand	11.92m 39-01.25	15.14m 65.49%
11.39m 10.96m 11.13m 11.55m 11.63m 11.92m			
5 55069 Wrzuszcak, Peter	M56 Australia	9.63m 31-07.25	12.23m 52.91%
9.23m 9.49m 9.29m 9.63m 9.35m 9.44m			
6 55029 Tait, Neil	M55 New Zealand	9.17m 30-01.00	11.65m 50.38%
7.92m 8.89m 9.17m 8.08m 8.84m 7.39m			
7 55085 Lindeburg, Nathan	M57 United States of	8.79m 28-10.25	11.16m 48.30%
8.30m 7.98m X 8.22m 8.79m 8.51m			

## World Masters Games - 23/04/2017 to 29/04/2017

## Trusts Arena

## Results - Age Grading: 5 Yr Indiv &amp; 5 yr Multi

## ...M55 Shot Put 6kg

8	55032	Keshishian, Hovik	M55	Australia	7.68m	25-02.50	9.75m	42.20%
					6.95m	7.51m	7.68m	- - -

## M60 Shot Put 5kg

=====								
Name	Age	Team	Finals			Age-Grading Points		
=====								
1	60053	Cherevatckii, Alek	M61	Russia	13.44m	44-01.25	16.77m	72.57%
					12.50m	13.44m	13.39m	X 13.42m 13.16m
2	60044	Belousov, Vladimir	M61	Russia	13.02m	42-08.75	16.25m	70.30%
					X X	12.57m	12.81m	13.02m 12.32m
3	60045	Prishivalko, Victo	M61	Russia	12.88m	42-03.25	16.07m	69.55%
					12.13m	12.52m	11.64m	12.08m 12.88m X
4	60016	Sointu, Markku	M60	Finland	12.86m	42-02.25	16.05m	69.44%
					12.72m	12.86m	12.19m	12.64m 12.37m 12.37m
5	60144	Pearson, William	M64	Canada	11.29m	37-00.50	14.09m	60.96%
					11.29m	10.60m	X 10.86m	10.55m 10.56m
6	60047	Foerster, Klaus-Di	M61	Germany	11.01m	36-01.50	13.74m	59.45%
					10.54m	10.25m	11.01m	9.78m 10.67m 10.25m
7	60129	Dirkin, Guy	M64	United States of	10.84m	35-06.75	13.53m	58.53%
					10.44m	10.61m	10.77m	10.68m 10.84m 10.75m
8	60117	Wood, Anthony	M63	New Zealand	10.37m	34-00.25	12.94m	55.99%
					X	9.98m	9.68m	10.19m 10.37m 10.18m
9	60147	Barnard, Johannes	M60	New Zealand	8.53m	28-00.00	10.64m	46.06%
					8.53m	8.49m	X	
10	60101	Yvan, Colin	M63	French Polynesia	7.96m	26-01.50	9.93m	42.98%
					X	7.96m	X	
11	60114	Sokhi, Tapendra Si	M63	New Zealand	7.09m	23-03.25	8.84m	38.28%
					X X	7.09m		
12	60126	Thorel, Jose	M64	French Polynesia	6.93m	22-09.00	8.65m	37.42%
					6.93m	6.78m	6.51m	

## M65 Shot Put 5kg

=====								
Name	Age	Team	Finals			Age-Grading Points		
=====								
1	65052	Talpsepp, Lembit	M66	Estonia	12.28m	40-03.50	16.70m	72.28%
					11.24m	12.28m	11.90m	11.53m 11.83m 11.99m
2	65080	Gryc, Milos	M67	Czech Republic	10.89m	35-08.75	14.81m	64.10%
					10.06m	10.89m	10.27m	10.33m 9.93m X
3	65017	Delamere, Tuariki	M65	New Zealand	10.75m	35-03.25	14.62m	63.27%
					9.75m	10.32m	10.29m	10.63m 10.75m 10.61m
4	65085	Banens, Robert	M68	Australia	10.39m	34-01.25	14.13m	61.15%
					9.92m	9.79m	10.39m	X 10.07m X
5	65020	Laughton, George	M65	New Zealand	10.04m	32-11.25	13.66m	59.09%
					9.13m	9.45m	8.78m	9.52m 9.79m 10.04m
6	65031	Heazlewood, Ian	M65	Australia	8.56m	28-01.00	11.64m	50.38%
					7.61m	7.70m	8.30m	7.42m 7.94m 8.56m
7	65106	Rowlands, Phillip	M69	Australia	8.47m	27-09.50	11.52m	49.85%
					8.30m	8.30m	8.47m	6.90m 7.78m X
8	65089	Parkash, Vu	M68	India	8.25m	27-01.00	11.22m	48.56%
					7.92m	X	8.20m	X 8.25m X
9	65004	Riabtsev, Aleksand	M65	Russia	7.69m	25-02.75	10.46m	45.26%
					X X	7.69m		

## World Masters Games - 23/04/2017 to 29/04/2017

## Trusts Arena

## Results - Age Grading: 5 Yr Indiv &amp; 5 yr Multi

## ...M65 Shot Put 5kg

10	65043	LaBine, Chris	M66	Canada	7.43m	24-04.50	10.11m	43.73%
					7.43m	6.91m	6.86m	
11	65092	Powell, Mark	M68	New Zealand	7.35m	24-01.50	10.00m	43.26%
					7.20m	6.95m	7.35m	

## M70 Shot Put 4kg

Name	Age Team	Finals	Age-Grading Points
1 70042 Harvey, William	M71 United States of	13.47m	44-02.50 17.24m 74.63%
			13.26m 13.02m X X X 13.47m
2 70083 Crawford, Peter	M73 New Zealand	12.10m	39-08.50 15.49m 67.04%
			11.46m 11.68m 12.10m X 11.59m 11.85m
3 70068 Uhlik, Frantisek	M72 Czech Republic	11.89m	39-00.25 15.22m 65.87%
			X X 11.89m 11.82m X 11.44m
4 70072 Green, Raymond	M72 Australia	10.92m	35-10.00 13.98m 60.50%
			9.81m X 10.24m 10.92m X 10.33m
5 70067 Volkheimer, Klaus	M72 Germany	10.50m	34-05.50 13.44m 58.17%
			10.05m X 10.50m X X X
6 70044 Elanjyil, Joseph	M71 India	10.25m	33-07.50 13.12m 56.79%
			9.46m 9.80m 10.25m 9.45m 9.62m 5.95m
7 70076 Reynolds, John	M72 Australia	8.28m	27-02.00 10.60m 45.87%
			7.87m 8.17m 8.02m 8.11m 8.28m 8.03m
8 70069 McCready, Graham	M72 New Zealand	4.76m	15-07.50 6.09m 26.37%
			X 4.72m 4.76m

## M75 Shot Put 4kg

Name	Age Team	Finals	Age-Grading Points
1 75012 Yamada, Hiroshi	M75 Japan	10.75m	35-03.25 15.04m 65.07%
			10.75m 10.32m 10.52m 10.34m X 10.53m
2 75023 Senior, Brian	M77 New Zealand	10.14m	33-03.25 14.18m 61.38%
			9.74m 9.80m 10.14m X 9.97m 9.42m
3 75025 Avila, Carlos Avil	M77 Mexico	10.02m	32-10.50 14.02m 60.65%
			9.23m 9.30m 10.02m 9.12m 9.48m 10.02m
4 75002 Kronlund, Lars Gun	M75 Sweden	9.83m	32-03.00 13.75m 59.50%
			8.73m 9.83m 9.51m X 9.35m 9.83m
5 75001 Vayrynen, Eero	M75 Finland	8.61m	28-03.00 12.04m 52.12%
			- 8.24m 8.61m 8.16m 7.72m X
6 75032 Horak, Vladimir	M77 Czech Republic	8.33m	27-04.00 11.65m 50.42%
			7.40m 8.03m 7.53m 7.78m 8.33m 8.05m
7 75040 Neuzil, Kamil	M78 Czech Republic	6.65m	21-10.00 9.30m 40.25%
			6.39m 6.65m 6.46m
8 75031 Sharma, Dharam Paa	M77 India	6.56m	21-06.25 9.17m 39.71%
			6.56m X X 6.07m 5.80m X

## M80 Shot Put 3kg

Name	Age Team	Finals	Age-Grading Points
1 80007 Miller, Donald	M80 United States of	9.10m	29-10.25 13.69m 59.24%
			8.76m 9.10m 9.02m X 8.45m 8.88m
2 80030 Klypin, Viktor	M83 Russia	8.76m	28-09.00 13.18m 57.03%
			8.40m 8.62m 7.47m 8.19m 8.46m 8.76m

## World Masters Games - 23/04/2017 to 29/04/2017

## Trusts Arena

## Results - Age Grading: 5 Yr Indiv &amp; 5 yr Multi

## M85 Shot Put 3kg

Name	Age Team	Finals	Age-Grading Points
1 85005 Blair, James	M85 New Zealand	7.03m 23-00.75	11.85m 51.28%
6.39m 7.03m 6.71m X 6.09m 6.69m			
2 85011 Monda, Douglas	M87 Canada	5.89m 19-04.00	9.93m 42.96%
5.89m 5.22m X X X X			

## M30 Discus Throw 2kg

Name	Age Team	Finals	Age-Grading Points
1 30043 Sahota, Gurinder P	M34 India	32.08m 105-03	32.08m 43.30%
32.08m 29.19m - - 31.99m -			
2 30028 Misipeka, Chaz	M32 New Zealand	29.91m 98-01	29.91m 40.38%
27.52m 24.46m X X 29.91m X			
3 30013 Piette, Gaetan	M31 Belgium	16.25m 53-04	16.25m 21.94%
16.25m X X X 14.21m X			

## M35 Discus Throw 2kg

Name	Age Team	Finals	Age-Grading Points
1 35045 Pritchard, Ashley	M37 United Kingdom	34.82m 114-03	35.31m 47.67%
34.69m 34.82m X X 33.57m 34.02m			
2 35076 Pardeshi, Santosh	M39 India	22.01m 72-02	22.32m 30.13%
22.01m 20.24m 19.35m 20.68m X -			

## M40 Discus Throw 2kg

Name	Age Team	Finals	Age-Grading Points
1 40119 Ivanov., Peter	M40 Germany	35.30m 115-10	38.87m 52.48%
35.30m 30.05m 31.27m 33.46m 32.69m 32.95m			
1 40070 Fuhrmann, Wolfgang	M42 Germany	33.58m 110-02	36.98m 49.93%
X 28.75m X X X 33.58m			
2 40026 Langford, Dennis	M41 New Zealand	31.24m 102-06	34.40m 46.45%
31.24m 30.89m 30.17m X X 29.42m			
3 40113 Mullarvey, Michael	M44 Australia	29.14m 95-07	32.09m 43.32%
X 29.14m 26.66m 28.19m 26.64m 29.14m			
4 40008 Couper, David	M40 New Zealand	28.32m 92-11	31.19m 42.11%
X 28.32m X 25.18m 28.18m 26.79m			
5 40108 Batchelor, Robert	M44 New Zealand	27.41m 89-11	30.18m 40.75%
24.55m 27.09m X 23.52m X 27.41m			
6 40067 Bartl, Radek	M42 Czech Republic	22.75m 74-08	25.05m 33.82%
22.10m - 22.75m			

## M50 Discus Throw 1.5kg

Name	Age Team	Finals	Age-Grading Points
1 50050 Stockill, Adrian	M51 New Zealand	46.02m 151-00	47.02m 63.48%
36.67m 36.40m X 40.72m 46.02m 36.37m			
2 50085 van Rensburg, Piet	M52 South Africa	44.97m 147-06	45.95m 62.03%
X 40.80m 41.78m 41.58m 43.46m 44.97m			

## World Masters Games - 23/04/2017 to 29/04/2017

## Trusts Arena

## Results - Age Grading: 5 Yr Indiv &amp; 5 yr Multi

## ...M50 Discus Throw 1.5kg

3	50017	Otto, Rene	M50	New Zealand	40.62m	133-03	41.50m	56.03%
		X 36.17m	X	40.62m	39.78m	40.09m		
4	50132	Chapman, Grant	M53	New Zealand	38.89m	127-07	39.73m	53.64%
		36.73m	38.89m	X X	38.43m	36.44m		
5	50169	Solomon, Bruce	M54	New Zealand	35.47m	116-04	36.24m	48.92%
		32.70m	35.47m					
6	50069	Richardson, Andrew	M51	New Zealand	34.01m	111-07	34.75m	46.91%
		33.59m	34.01m	32.74m	X X	32.97m		
7	50170	Abbot, Finlay	M54	New Zealand	30.17m	99-00	30.82m	41.61%
		21.88m	27.71m	28.48m	30.17m	X X		

## M55 Discus Throw 1.5kg

Name	Age	Team	Finals	Age-Grading Points
1 55036 Dupuis, Arnaud	M55	France	45.60m	149-07 50.62m 68.35%
			42.90m 41.07m 41.36m 43.51m 39.62m 45.60m	
2 55013 Cook, Bruce	M55	United States of	44.77m	146-10 49.70m 67.10%
			43.04m 40.49m 43.47m 43.47m 40.96m 44.77m	
3 55164 Kichenbrand, Steph	M59	South Africa	37.32m	122-05 41.43m 55.94%
			35.71m 33.29m 35.58m 31.46m 35.54m 37.32m	
4 55085 Lindeburg, Nathan	M57	United States of	35.40m	116-02 39.30m 53.06%
			32.50m 33.29m 35.40m 32.69m X X	
5 55119 Flaus, Mark	M58	New Zealand	34.08m	111-10 37.83m 51.08%
			32.54m X X 34.08m 33.56m 34.03m	
6 55069 Wrzuszczak, Peter	M56	Australia	30.10m	98-09 33.42m 45.11%
			X 27.48m 29.12m 29.22m 30.10m 26.93m	
7 55070 Catchpole, Anthony	M56	New Zealand	28.62m	93-11 31.77m 42.90%
			27.36m 27.47m 28.62m X X 28.47m	
8 55136 Bedot, Lionel	M58	Ireland	28.43m	93-03 31.56m 42.61%
			27.89m 28.43m X X X 26.83m	
9 55047 Kuzmichev, Valeriy	M56	Spain	27.96m	91-09 31.04m 41.91%
			X X 27.96m	
10 55029 Tait, Neil	M55	New Zealand	27.17m	89-02 30.16m 40.72%
			26.85m 27.17m 20.68m	

## M60 Discus Throw 1kg

Name	Age	Team	Finals	Age-Grading Points
1 60053 Cherevatckii, Alek	M61	Russia	47.09m	154-06 50.04m 67.56%
			40.35m 43.17m 47.09m 43.94m 44.50m 41.80m	
2 60129 Dirkin, Guy	M64	United States of	46.40m	152-03 49.31m 66.57%
			38.27m X 42.34m 42.53m 46.37m 46.40m	
3 60045 Prishivalko, Victo	M61	Russia	46.26m	151-09 49.16m 66.37%
			44.31m X X 43.08m 46.26m 43.83m	
4 60034 Brown, Jeff	M60	United States of	45.03m	147-09 47.85m 64.61%
			45.03m X X X 39.68m 43.47m	
5 60085 Tasker, Joseph	M62	New Zealand	39.17m	128-06 41.62m 56.20%
			34.49m 39.17m 35.88m 35.42m X 36.34m	
6 60117 Wood, Anthony	M63	New Zealand	35.64m	116-11 37.87m 51.13%
			35.64m 34.34m X 34.94m 35.41m 34.36m	
7 60144 Pearson, William	M64	Canada	34.81m	114-02 36.99m 49.94%
			34.81m X 33.08m 34.59m 32.67m X	

## World Masters Games - 23/04/2017 to 29/04/2017

## Trusts Arena

## Results - Age Grading: 5 Yr Indiv &amp; 5 yr Multi

## ...M60 Discus Throw 1kg

8	60039	Thiravia Nadar, Su	M60	India	34.48m	113-01	36.64m	49.47%
		X			31.78m		34.08m	32.83m
					34.19m		34.48m	
9	60041	Abba, Giancarlo Ma	M61	New Zealand	32.05m	105-02	34.06m	45.98%
					27.07m		32.05m	30.59m
10	60147	Barnard, Johannes	M60	New Zealand	26.88m	88-02	28.56m	38.57%
					22.72m		26.10m	26.88m
11	60094	Ward, Francis	M62	New Zealand	25.35m	83-02	26.94m	36.37%
					25.35m		23.49m	X
12	60095	Scown, Robert Lesl	M63	New Zealand	21.49m	70-06	22.83m	30.83%
					X		21.49m	21.24m
13	60114	Sokhi, Tapendra Si	M63	New Zealand	18.35m	60-02	19.50m	26.33%
					17.42m		17.44m	18.35m

## M65 Discus Throw 1kg

Name	Age	Team	Finals	Age-Grading	Points
1 65080 Gryc, Milos	M67	Czech Republic	45.53m	149-04	52.98m 71.52%
					37.57m X 42.06m 43.44m 45.53m X
2 65011 Kuhndel, Walter Gu	M65	Germany	41.38m	135-09	48.15m 65.00%
					40.65m 40.18m X 38.93m 41.38m X
3 65052 Talpsepp, Lembit	M66	Estonia	41.35m	135-08	48.11m 64.95%
					X 36.62m 39.04m X 41.35m 40.18m
4 65069 Birger Myhren, Her	M67	Germany	40.10m	131-07	46.66m 62.99%
					37.96m 40.10m 40.01m 38.22m 37.38m 37.64m
5 65085 Banens, Robert	M68	Australia	36.21m	118-09	42.13m 56.88%
					35.39m 32.25m 32.27m X 36.21m 34.29m
6 65020 Laughton, George	M65	New Zealand	34.93m	114-07	40.64m 54.87%
					29.28m 33.15m 32.88m 32.29m 34.93m 27.12m
7 65017 Delamere, Tuariki	M65	New Zealand	31.92m	104-09	37.14m 50.14%
					31.92m 30.69m 30.77m 29.65m 30.68m 28.57m
8 65031 Heazlewood, Ian	M65	Australia	30.07m	98-08	34.99m 47.24%
					26.55m 28.51m 28.65m 28.77m 30.07m 24.86m
9 65043 LaBine, Chris	M66	Canada	23.78m	78-00	27.67m 37.35%
					23.01m 23.78m 22.90m
10 65092 Powell, Mark	M68	New Zealand	23.20m	76-01	26.99m 36.44%
					X X 23.20m
11 65004 Riabtsev, Aleksand	M65	Russia	23.05m	75-07	26.82m 36.21%
					20.94m 23.05m 21.11m
-- 65106 Rowlands, Phillip	M69	Australia	FOUL		
					X X X

## M30 Hammer Throw 7.260kg

Name	Age	Team	Finals	Age-Grading	Points
1 30049 Koukal Jnr, Jiri	M34	Slovakia	58.10m	190-07	58.10m 66.98%
					55.22m 54.33m 58.10m 55.46m 52.67m 54.18m
2 30043 Sahota, Gurinder P	M34	India	50.71m	166-04	50.71m 58.46%
					4.20m 47.21m 47.42m 50.71m 49.60m X

## World Masters Games - 23/04/2017 to 29/04/2017

## Trusts Arena

## Results - Age Grading: 5 Yr Indiv &amp; 5 yr Multi

## M35 Hammer Throw 7.260kg

Name	Age Team	Finals	Age-Grading Points
1 35076 Pardeshi, Santosh	M39 India	19.72m	64-08 20.31m 23.42%
19.72m X 19.61m 19.21m 19.42m 19.53m			

## M40 Hammer Throw 7.260kg

Name	Age Team	Finals	Age-Grading Points
1 40070 Fuhrmann, Wolfgang	M42 Germany	37.34m	122-06 42.01m 48.44%
37.34m 36.49m X X 36.79m 35.85m			
2 40008 Couper, David	M40 New Zealand	35.80m	117-05 40.28m 46.44%
31.66m 35.80m 34.82m 33.19m 32.45m X			
3 40113 Mullarvey, Michael	M44 Australia	34.05m	111-08 38.31m 44.17%
X 29.59m 33.57m 34.05m 31.52m 32.66m			
4 40038 Krishan, G.A.P. Sa	M41 Sri Lanka	15.57m	51-01 17.51m 20.20%
X X 12.58m 14.75m 14.77m 15.57m			

## M45 Hammer Throw 7.260kg

Name	Age Team	Finals	Age-Grading Points
1 45021 Clarke, Malcolm	M45 New Zealand	36.68m	120-04 45.47m 52.42%
34.11m 33.25m 36.68m 35.01m 36.61m X			
2 45049 Gassmann, Michael	M46 Germany	18.21m	59-09 22.57m 26.03%
5.10m X 17.27m 15.20m 18.21m X			
3 45106 Biasini, Patrick	M48 France	17.09m	56-01 21.18m 24.42%
17.09m 15.04m 15.68m 4.93m X 14.66m			

## M50 Hammer Throw 6kg

Name	Age Team	Finals	Age-Grading Points
1 50085 van Rensburg, Piet	M52 South Africa	49.31m	161-09 58.50m 67.45%
X 45.78m 47.70m 47.71m 47.73m 49.31m			
2 50049 Takurua, Richard	M51 New Zealand	38.72m	127-00 45.93m 52.96%
38.72m X 36.06m X X X			
3 50017 Otto, Rene	M50 New Zealand	36.26m	118-11 43.01m 49.60%
32.28m 35.08m 36.10m 34.60m 36.26m 36.00m			
4 50050 Stockill, Adrian	M51 New Zealand	35.87m	117-08 42.55m 49.06%
32.81m 31.43m 33.95m 34.10m 35.87m 35.32m			
5 50015 Inivale, Laini	M50 New Zealand	34.41m	112-11 40.82m 47.07%
30.60m 34.41m X 32.60m X X			
6 50152 Baranzke, Martin	M53 Germany	30.83m	101-02 36.57m 42.17%
30.36m 30.83m X X 28.45m 29.17m			

## M55 Hammer Throw 6kg

Name	Age Team	Finals	Age-Grading Points
1 55001 Cumming, Mark	M55 New Zealand	52.87m	173-05 69.49m 80.12%
47.83m 49.20m 51.34m 52.64m 52.87m 52.11m			
2 55036 Dupuis, Arnaud	M55 France	46.06m	151-01 60.54m 69.80%
42.53m X 43.06m X 46.06m 43.45m			



## World Masters Games - 23/04/2017 to 29/04/2017

## Trusts Arena

## Results - Age Grading: 5 Yr Indiv &amp; 5 yr Multi

## ...M55 Hammer Throw 6kg

3	55013	Cook, Bruce	M55	United States of	40.91m	134-03	53.77m	61.99%
					36.66m	40.91m	39.65m	40.56m 40.37m 39.47m
4	55164	Kichenbrand, Steph	M59	South Africa	39.65m	130-01	52.11m	60.08%
					36.88m	X	35.31m	39.65m 38.66m 36.92m
5	55069	Wrzuszczyk, Peter	M56	Australia	35.85m	117-07	47.12m	54.33%
					35.85m	34.67m	34.41m	X 34.75m X
6	55085	Lindeburg, Nathan	M57	United States of	28.84m	94-07	37.91m	43.70%
					28.84m	28.57m	25.81m	26.03m 26.08m X
7	55029	Tait, Neil	M55	New Zealand	24.04m	78-10	31.60m	36.43%
					X	X	X	24.04m X X

## M60 Hammer Throw 5kg

Name	Age	Team	Finals	Age-Grading Points
1 60129 Dirkin, Guy	M64	United States of	45.97m	150-10 60.13m 69.34%
				40.60m 41.92m 40.19m 41.76m X 45.97m
2 60039 Thiravia Nadar, Su	M60	India	43.22m	141-09 56.54m 65.19%
				40.15m 41.67m 42.90m 40.14m 40.00m 43.22m
3 60053 Cherevatckii, Alek	M61	Russia	38.25m	125-06 50.03m 57.69%
				34.80m 35.42m X 38.25m 35.55m 34.47m
4 60147 Barnard, Johannes	M60	New Zealand	37.08m	121-08 48.50m 55.93%
				37.07m 35.64m 35.00m 36.96m 34.55m 37.08m
5 60144 Pearson, William	M64	Canada	32.14m	105-05 42.04m 48.48%
				31.98m 31.29m 28.61m 29.65m 32.14m 29.46m
6 60117 Wood, Anthony	M63	New Zealand	23.72m	77-10 31.03m 35.78%
				X X X 23.72m X X

## M65 Hammer Throw 5kg

Name	Age	Team	Finals	Age-Grading Points
1 65080 Gryc, Milos	M67	Czech Republic	40.16m	131-09 58.85m 67.86%
				34.19m X 32.84m 35.75m 38.03m 40.16m
2 65052 Talpsepp, Lembit	M66	Estonia	38.90m	127-07 57.01m 65.73%
				X 33.84m 35.87m 35.64m 36.28m 38.90m
3 65085 Banens, Robert	M68	Australia	34.38m	112-09 50.38m 58.09%
				32.18m 30.37m 30.58m 32.93m 34.38m 32.35m
4 65017 Delamere, Tuariki	M65	New Zealand	32.69m	107-03 47.91m 55.24%
				29.58m X X 30.75m X 32.69m
5 65020 Laughton, George	M65	New Zealand	32.36m	106-02 47.42m 54.68%
				32.36m 30.78m 31.98m 31.11m 32.09m 30.50m
6 65106 Rowlands, Phillip	M69	Australia	29.70m	97-05 43.52m 50.19%
				X 29.70m 29.39m 29.33m 28.91m X
7 65031 Heazlewood, Ian	M65	Australia	24.03m	78-10 35.21m 40.60%
				24.03m 22.80m X 23.43m 23.99m 21.58m
8 65092 Powell, Mark	M68	New Zealand	22.21m	72-10 32.55m 37.53%
				21.93m 22.21m 20.06m 21.16m 21.94m 22.08m

## M70 Hammer Throw 4kg

Name	Age	Team	Finals	Age-Grading Points
1 70102 Cahners, Robert	M74	United States of	40.49m	132-10 58.80m 67.80%
				39.09m X 39.75m 40.49m 40.31m 39.81m

## World Masters Games - 23/04/2017 to 29/04/2017

## Trusts Arena

## Results - Age Grading: 5 Yr Indiv &amp; 5 yr Multi

## ...M70 Hammer Throw 4kg

2	70059	Koukal Snr, Jiri	M71	Slovakia	38.77m	127-02	56.30m	64.92%
		X 35.50m			38.77m		36.88m	X 36.61m
3	70067	Volkheimer, Klaus	M72	Germany	36.20m	118-09	52.57m	60.62%
		33.12m			34.74m		36.20m	X 34.23m X
4	70072	Green, Raymond	M72	Australia	35.93m	117-10	52.18m	60.16%
		33.51m			33.92m		X 35.93m	X 35.26m
5	70076	Reynolds, John	M72	Australia	31.74m	104-02	46.09m	53.15%
		29.34m			31.02m		X 28.16m	29.60m 31.74m
6	70039	Hazlewood, Michael	M71	Sweden	31.36m	102-11	45.54m	52.51%
		31.36m			20.76m		31.16m	
7	70103	Payne, Alexander	M72	New Zealand	19.64m	64-05	28.52m	32.89%
		16.41m			19.43m		18.65m	19.64m 19.11m 17.97m
8	70069	McCready, Graham	M72	New Zealand	9.25m	30-04	13.43m	15.49%
		X 9.25m			9.23m		X 9.07m	

## M75 Hammer Throw 4kg

Name	Age Team	Finals	Age-Grading Points
1 75012 Yamada, Hiroshi	M75 Japan	43.80m	143-08 72.22m 83.27%
		34.86m	38.35m 40.96m 43.80m 40.47m X
2 75023 Senior, Brian	M77 New Zealand	36.78m	120-08 60.65m 69.92%
		X 32.90m	34.01m 33.98m X 36.78m
3 75032 Horak, Vladimir	M77 Czech Republic	26.70m	87-07 44.02m 50.76%
		23.36m X X	25.47m X 26.70m
4 75037 Ryan, Terrance	M78 New Zealand	19.03m	62-05 31.38m 36.18%
		18.03m	18.40m 19.03m 18.87m 18.17m 18.23m

## M80 Hammer Throw 3kg

Name	Age Team	Finals	Age-Grading Points
1 80021 Muller, Emil	M82 Canada	34.59m	113-06 64.52m 74.39%
		34.59m X X	33.57m 33.43m X
2 80023 Panayotov, Petar	M82 Bulgaria	30.68m	100-08 57.23m 65.98%
		29.60m	29.91m 29.78m 30.68m 28.00m X
3 80007 Miller, Donald	M80 United States of	26.64m	87-05 49.69m 57.29%
		X 26.64m	26.27m 26.62m 26.30m 25.60m

## M85 Hammer Throw 3kg

Name	Age Team	Finals	Age-Grading Points
1 85011 Monda, Douglas	M87 Canada	19.03m	62-05 42.26m 48.73%
		18.25m	19.03m 18.68m 17.59m 18.14m X

## M30 Javelin Throw 800g

Name	Age Team	Finals	Age-Grading Points
1 30007 Crombie, Luke	M30 New Zealand	45.33m	148-09 45.33m 46.03%
		38.78m	43.02m 42.89m 45.33m 43.66m X
2 30039 Merzdorf, Enrico	M33 Germany	31.19m	102-04 31.19m 31.67%
		X 30.66m	30.22m 31.19m X 30.86m

## World Masters Games - 23/04/2017 to 29/04/2017

## Trusts Arena

## Results - Age Grading: 5 Yr Indiv &amp; 5 yr Multi

## ...M30 Javelin Throw 800g

3	30013	Piette, Gaetan	M31	Belgium	26.66m	87-06	26.66m	27.07%
					22.89m	26.66m	X	24.76m 24.25m 23.71m

## M35 Javelin Throw 800g

=====								
Name	Age	Team	Finals		Age-Grading		Points	
=====								
1	35011	McGovern, Scott	M35	New Zealand	39.54m	129-09	40.03m	40.66%
					39.54m	38.30m	X	37.45m X 37.04m
2	35076	Pardeshi, Santosh	M39	India	38.09m	125-00	38.56m	39.17%
					31.77m	37.82m	35.93m	38.09m 35.49m X
3	35031	McGowan, Iain	M37	New Zealand	37.90m	124-04	38.37m	38.97%
					33.99m	37.90m	37.21m	36.93m 35.46m X
--	35019	Kondabathini, Kavi	M36	India	FOUL			
					-	-	X X X X	

## M40 Javelin Throw 800g

=====								
Name	Age	Team	Finals		Age-Grading		Points	
=====								
1	40070	Fuhrmann, Wolfgang	M42	Germany	48.95m	160-07	53.16m	53.99%
					44.61m	48.95m	X - -	
2	40008	Couper, David	M40	New Zealand	45.81m	150-03	49.75m	50.53%
					45.40m	45.35m	43.93m	42.70m 45.57m 45.81m
3	40026	Langford, Dennis	M41	New Zealand	44.42m	145-09	48.24m	49.00%
					41.74m	X	42.28m	44.42m 42.68m 41.68m
4	40113	Mullarvey, Michael	M44	Australia	43.62m	143-01	47.38m	48.11%
					43.62m	43.47m	40.26m	43.05m 41.71m 41.97m
5	40115	Hupke, Frank	M44	Germany	31.31m	102-09	34.00m	34.54%
					25.50m	28.23m	28.96m	X X 31.31m
6	40085	Davis, Steven	M43	New Zealand	26.84m	88-01	29.15m	29.61%
					24.63m	26.84m	X	24.57m 26.12m 25.48m

## M45 Javelin Throw 800g

=====								
Name	Age	Team	Finals		Age-Grading		Points	
=====								
1	45021	Clarke, Malcolm	M45	New Zealand	42.44m	139-03	49.72m	50.49%
					42.39m	X	38.95m	38.85m 40.23m 42.44m
2	45102	Morgan, David	M48	New Zealand	42.17m	138-04	49.40m	50.17%
					40.00m	37.26m	40.48m	39.39m 39.16m 42.17m
3	45054	Ivanov, Peter	M46	Germany	41.11m	134-10	48.16m	48.91%
					37.04m	38.66m	39.33m	41.11m X 36.98m
4	45016	Sexton, David	M45	New Zealand	33.41m	109-07	39.14m	39.75%
					30.82m	30.14m	31.15m	31.38m 32.20m 33.41m
5	45009	Baird, Jonathan	M45	New Zealand	32.06m	105-02	37.56m	38.14%
					30.78m	29.25m	28.20m	21.51m 29.74m 32.06m
6	45049	Gassmann, Michael	M46	Germany	27.82m	91-03	32.59m	33.10%
					22.53m	27.11m	X X	27.82m 25.58m
7	45106	Biasini, Patrick	M48	France	24.54m	80-06	28.75m	29.19%
					X	24.54m	X	23.26m X 24.02m
--	45031	Bhandari, Ashok	M45	India	FOUL			
					X	X	X X X X	

## World Masters Games - 23/04/2017 to 29/04/2017

## Trusts Arena

## Results - Age Grading: 5 Yr Indiv &amp; 5 yr Multi

## M50 Javelin Throw 700g

Name	Age Team	Finals	Age-Grading Points
1 50007 Donoval, Lubomir	M50 Slovakia	50.08m	164-04 61.48m 62.44%
50.08m 46.84m 48.43m 48.93m X X			
2 50010 Selman, Neil	M50 New Zealand	46.41m	152-03 56.98m 57.86%
46.41m 40.18m X 43.63m 42.74m 43.02m			
3 50069 Richardson, Andrew	M51 New Zealand	45.94m	150-09 56.40m 57.27%
X X 43.96m 38.90m 39.22m 45.94m			
4 50008 Kamas, Roman	M50 Slovakia	41.31m	135-06 50.72m 51.50%
41.31m			
5 50144 Provenzano, Alan G	M53 Australia	41.24m	135-04 50.63m 51.42%
37.30m 41.24m 39.19m 38.23m X 40.99m			
6 50060 Allum, Christopher	M51 New Zealand	40.38m	132-06 49.57m 50.34%
35.40m 37.10m 40.38m 39.74m 38.40m 38.00m			
7 50169 Solomon, Bruce	M54 New Zealand	37.47m	122-11 46.00m 46.71%
31.29m 34.32m 37.47m 33.50m - -			
8 50184 Prajapati, Mahadev	M54 India	35.00m	114-10 42.97m 43.64%
35.00m X X X - -			
9 50023 Gribkov, Dmitry	M50 Russia	27.47m	90-01 33.72m 34.25%
27.35m X 27.47m			
-- 50067 Xu, Jianping	M51 Canada	FOUL	
X X X			

## M55 Javelin Throw 700g

Name	Age Team	Finals	Age-Grading Points
1 55182 Harvas, Sergi	M59 Ukraine	48.05m	157-08 64.29m 65.29%
48.05m 47.29m X X X X			
2 55164 Kichenbrand, Steph	M59 South Africa	47.81m	156-10 63.96m 64.96%
X 46.87m 47.81m X X X			
3 55172 Hall, Allen	M59 United States of	42.72m	140-02 57.15m 58.04%
39.02m 42.56m 41.64m 40.45m 42.72m X			
4 55162 Cumberpatch, Murra	M59 New Zealand	37.96m	124-06 50.79m 51.58%
37.96m X X X - -			
5 55119 Flaus, Mark	M58 New Zealand	30.93m	101-06 41.38m 42.02%
29.23m X 29.79m 30.29m 30.29m 30.93m			
6 55085 Lindeburg, Nathan	M57 United States of	20.71m	67-11 27.70m 28.14%
19.68m 20.71m X X 16.27m X			
7 55009 Latimer, Hugh	M55 Australia	17.49m	57-04 23.40m 23.76%
X X X X 17.49m X			

## M60 Javelin Throw 600g

Name	Age Team	Finals	Age-Grading Points
1 60053 Cherevatckii, Alek	M61 Russia	45.25m	148-05 63.98m 64.97%
43.63m 41.75m 43.51m 45.25m 42.75m X			
2 60141 Hovorka, Bohuslav	M64 Czech Republic	37.30m	122-04 52.74m 53.55%
33.51m 36.73m 37.23m 33.73m X 37.30m			
3 60018 Low, David	M60 Australia	36.27m	119-00 51.28m 52.07%
36.27m 30.53m 31.09m 30.41m 28.34m 29.13m			
4 60111 Gibbs, Barry	M63 Thailand	32.98m	108-02 46.63m 47.35%
32.98m 30.71m 30.31m X 31.45m 32.45m			

## World Masters Games - 23/04/2017 to 29/04/2017

## Trusts Arena

## Results - Age Grading: 5 Yr Indiv &amp; 5 yr Multi

## ...M60 Javelin Throw 600g

5	60144	Pearson, William	M64	Canada	28.19m	92-06	39.86m	40.47%
		26.74m 26.41m 26.82m X 28.19m 27.61m						
6	60101	Yvan, Colin	M63	French Polynesia	21.91m	71-10	30.98m	31.46%
		21.21m 21.91m X 18.21m 19.90m 19.93m						
7	60117	Wood, Anthony	M63	New Zealand	21.63m	70-11	30.58m	31.06%
		21.63m 19.91m X X X X						
8	60011	Hart, Murray	M60	New Zealand	20.25m	66-05	28.63m	29.07%
		20.25m 20.04m						
9	60126	Thorel, Jose	M64	French Polynesia	18.49m	60-08	26.14m	26.55%
		17.66m X 18.49m						
10	60147	Barnard, Johannes	M60	New Zealand	18.11m	59-05	25.60m	26.00%
		18.11m X X						
11	60114	Sokhi, Tapendra Si	M63	New Zealand	14.36m	47-01	20.30m	20.62%
		14.36m X 13.16m						

## M65 Javelin Throw 600g

Name	Age Team	Finals	Age-Grading Points
1 65011 Kuhndel, Walter Gu	M65 Germany	49.59m	162-08 77.45m 78.65%
		45.04m 45.31m 48.08m 45.73m 49.59m 47.71m	
2 65070 Farr, Andrew	M67 Australia	38.78m	127-03 60.57m 61.51%
		34.87m 36.80m 36.47m 38.78m X 36.63m	
3 65073 Malcolmsen, Lauren	M67 New Zealand	37.89m	124-04 59.18m 60.10%
		37.89m X X 35.69m 35.28m 36.85m	
4 65085 Banens, Robert	M68 Australia	36.83m	120-10 57.52m 58.41%
		34.10m 33.09m 33.40m 32.71m 36.60m 36.83m	
5 65069 Birger Myhren, Her	M67 Germany	35.05m	115-00 54.74m 55.59%
		35.05m 33.48m 34.66m 34.52m X 34.87m	
6 65052 Talpsepp, Lembit	M66 Estonia	34.06m	111-09 53.20m 54.02%
		32.57m X X 34.06m X 33.86m	
7 65017 Delamere, Tuariki	M65 New Zealand	33.53m	110-00 52.37m 53.18%
		30.96m 27.97m 29.50m 30.48m X 33.53m	
8 65089 Parkash, Vu	M68 India	29.97m	98-04 46.81m 47.53%
		27.96m X 29.93m 27.93m X 29.97m	
9 65106 Rowlands, Phillip	M69 Australia	25.04m	82-02 39.11m 39.71%
		21.74m 23.34m 25.04m	
10 65028 Savoldelli, Bruno	M65 France	24.75m	81-02 38.65m 39.25%
		24.75m 24.61m 23.34m	
11 65043 LaBine, Chris	M66 Canada	21.84m	71-08 34.11m 34.64%
		X 19.34m 21.84m	
12 65092 Powell, Mark	M68 New Zealand	19.07m	62-07 29.78m 30.25%
		17.88m 19.03m 19.07m	
-- 65031 Heazlewood, Ian	M65 Australia	FOUL	
		X X X	

## M70 Javelin Throw 500g

Name	Age Team	Finals	Age-Grading Points
1 70014 Tastas, Ismo	M70 Finland	33.81m	110-11 56.80m 57.68%
		- X 31.06m X X 33.81m	
2 70039 Hazlewood, Michael	M71 Sweden	31.24m	102-06 52.48m 53.29%
		X 29.32m X 30.93m 31.24m X	

## World Masters Games - 23/04/2017 to 29/04/2017

## Trusts Arena

## Results - Age Grading: 5 Yr Indiv &amp; 5 yr Multi

## ...M70 Javelin Throw 500g

3	70083	Crawford, Peter	M73	New Zealand	30.97m	101-07	52.03m	52.83%
					28.90m	X	30.50m	30.09m
						X	30.97m	
4	70022	Park, Donald	M70	New Zealand	12.86m	42-02	21.60m	21.94%
					11.92m	12.13m	-	12.86m
							12.40m	12.05m
5	70069	McCready, Graham	M72	New Zealand	8.34m	27-04	14.01m	14.23%
					5.86m	6.82m	7.49m	7.68m
							8.34m	7.19m

## M75 Javelin Throw 500g

Name	Age	Team	Finals	Age-Grading Points
1	75025	Avila, Carlos Avil	M77 Mexico	21.71m 71-03 41.10m 41.73%
				16.04m X 21.71m X 16.77m -
2	75040	Neuzil, Kamil	M78 Czech Republic	21.29m 69-10 40.30m 40.93%
				19.32m 20.06m 19.37m 21.29m X 20.57m
3	75056	Vonasek, Josef	M79 Czech Republic	21.17m 69-05 40.07m 40.70%
				20.75m 21.17m X X X X
4	75029	Lee, Errol	M77 New Zealand	19.26m 63-02 36.46m 37.02%
				17.91m 14.69m 18.23m X 19.26m X

## M80 Javelin Throw 400g

Name	Age	Team	Finals	Age-Grading Points
1	80007	Miller, Donald	M80 United States of	28.97m 95-00 60.69m 61.64%
				27.02m 26.28m 26.27m X 28.97m X
2	80032	Johnson, Ronald	M84 New Zealand	26.20m 85-11 54.89m 55.74%
				24.93m X 26.20m 25.16m X 24.47m
3	80030	Klypin, Viktor	M83 Russia	23.72m 77-10 49.69m 50.47%
				22.80m 21.15m 23.72m 22.80m X 21.04m
4	80029	Cabral, Alfredo	M83 United States of	20.41m 66-11 42.76m 43.43%
				19.36m 16.64m 18.44m X 15.57m 20.41m
5	80019	Kabele, Antonin	M81 Czech Republic	17.64m 57-10 36.95m 37.53%
				17.64m 14.57m X 15.77m X X

## M85 Javelin Throw 400g

Name	Age	Team	Finals	Age-Grading Points
1	85005	Blair, James	M85 New Zealand	21.93m 71-11 53.46m 54.28%
				21.93m 19.98m 21.74m 21.23m 20.17m 19.23m
2	85008	Mein, Hector	M87 New Zealand	14.76m 48-05 35.98m 36.53%
				10.01m X X 10.74m 12.73m 14.76m

## M90 Javelin Throw 400g

Name	Age	Team	Finals	Age-Grading Points
1	90003	Martin, Allan	M90 New Zealand	8.70m 28-06 25.34m 25.74%
				X X X X 5.85m 8.70m

## World Masters Games - 23/04/2017 to 29/04/2017

## Trusts Arena

## Results - Age Grading: 5 Yr Indiv &amp; 5 yr Multi

## M35 1500 Metre Race Walk

Name	Age Team	Finals	Age-Grading Points
1 35082 Shetty, Shivananda	M39 India	10:14.40	10:01.38 51.38%
2 35025 dr.Bognar, Casba	M36 Hungary	11:17.99	11:03.62 46.56%

## M40 1500 Metre Race Walk

Name	Age Team	Finals	Age-Grading Points
1 40075 Prasad, Pramesh	M43 Australia	6:29.69	6:08.57 83.84%
2 40107 Nogaj, Stefan	M44 New Zealand	9:48.20	9:16.32 55.54%

## M45 1500 Metre Race Walk

Name	Age Team	Finals	Age-Grading Points
1 45035 Degtyarenko, Viach	M46 Russia	6:24.19	5:49.12 88.51%
2 45069 Svensson, Axel Chr	M47 Sweden	6:42.04	6:05.34 84.58%
3 45090 Da Costa, Jerry Ed	M47 Brazil	6:59.24	6:20.97 81.11%
4 45134 Hohaia, Lyndon	M49 New Zealand	6:59.31	6:21.03 81.10%
-- 45037 Chahal, Prithipal	M46 India	DQ	Rule 230.7

## M50 1500 Metre Race Walk

Name	Age Team	Finals	Age-Grading Points
1 50072 Swarts, David	M51 United States of	6:30.62	5:40.47 90.76%
2 50067 Xu, Jianping	M51 Canada	6:59.11	6:05.30 84.59%
3 50112 Baker, Peter	M53 Australia	7:54.31	6:53.41 74.74%
4 50128 Ols, Joseph	M53 United States of	9:13.83	8:02.72 64.01%
5 50023 Gribkov, Dmitry	M50 Russia	9:38.27	8:24.03 61.31%

## M55 1500 Metre Race Walk

Name	Age Team	Finals	Age-Grading Points
1 55152 Systerov, Sergei	M59 Russia	6:37.71	5:31.89 93.10%
2 55118 Mukhtasarov, Rashi	M58 Russia	6:57.45	5:48.37 88.70%
3 55016 Samay, Mikhail	M55 Kazakhstan	7:13.03	6:01.37 85.51%
4 55113 Kaenen, Hubertus	M57 Netherlands	7:14.47	6:02.57 85.23%
5 55105 Storms, John	M57 Canada	7:24.10	6:10.61 83.38%
6 55116 Aunan, Tommy	M58 United States of	8:21.04	6:58.12 73.90%
7 55039 Blanchard, Michael	M55 United States of	8:38.22	7:12.46 71.45%
8 55137 McPherson, John	M58 Australia	9:35.33	8:00.12 64.36%
9 55166 Worsnop, Christoph	M59 Australia	12:16.65	10:14.74 50.27%
10 55066 Nagur, Karibasavar	M56 India	12:19.24	10:16.90 50.09%

## M60 1500 Metre Race Walk

Name	Age Team	Finals	Age-Grading Points
1 60125 Parker, Michael	M64 New Zealand	7:06.20	5:39.26 91.08%
2 60070 Lyshin, Sergey	M62 Russia	7:26.39	5:55.33 86.96%
3 60084 Fox, Peter	M62 New Zealand	8:08.17	6:28.59 79.52%
4 60062 Wesseling, John	M61 New Zealand	8:47.48	6:59.88 73.59%

## World Masters Games - 23/04/2017 to 29/04/2017

## Trusts Arena

## Results - Age Grading: 5 Yr Indiv &amp; 5 yr Multi

## M65 1500 Metre Race Walk

Name	Age	Team	Finals	Age-Grading	Points
1 65021 Aitmukhametov, Nar	M65	Russia	7:35.22	5:44.01	89.82%
2 65035 Charrois, Henry	M65	Canada	7:38.86	5:46.77	89.11%
3 65091 Murashev, Sergei	M68	Russia	7:59.18	6:02.12	85.33%
4 65041 Kovar, Rostislav	M66	Czech Republic	9:49.09	7:25.18	69.41%
5 65128 Deasi, Annarav	M69	India	13:55.70	10:31.54	48.93%

## M70 1500 Metre Race Walk

Name	Age	Team	Finals	Age-Grading	Points
1 70035 McMullin, John Jos	M71	Ireland	8:20.06	5:56.75	86.62%
2 70052 Frable, Norman	M71	United States of	8:23.66	5:59.32	86.00%
3 70057 Kok, Thomas	M71	Malaysia	8:53.65	6:20.71	81.17%
4 70054 Lamb, Terence	M71	New Zealand	9:33.64	6:49.24	75.51%
5 70103 Payne, Alexander	M72	New Zealand	10:01.71	7:09.26	71.98%
6 70022 Park, Donald	M70	New Zealand	10:51.37	7:44.69	66.50%
7 70073 Barbour, Bruce	M72	New Zealand	11:20.06	8:05.16	63.69%

## M75 1500 Metre Race Walk

Name	Age	Team	Finals	Age-Grading	Points
1 75022 Onuchin, Anatolli	M76	Russia	9:33.67	6:23.96	80.48%
2 75042 Mitusina, Miroslav	M78	United States of	10:27.97	7:00.31	73.52%
3 75020 Andreotti, Pier Gi	M76	Italy	10:30.96	7:02.31	73.17%
-- 75057 O'Hara, Sean	M79	Australia	DQ		Rule 230.7
-- 75038 Warburton, Alan	M78	Australia	DQ		Rule 230.7

## M80 1500 Metre Race Walk

Name	Age	Team	Finals	Age-Grading	Points
1 80027 Poisner, Alan	M82	United States of	9:53.80	6:10.18	83.47%
2 80018 Tsukrov, Semen	M81	Russia	10:39.22	6:38.49	77.54%
3 80013 Hippola, Upali	M81	Canada	12:34.60	7:50.42	65.69%
-- 80012 Sheaf, Peter	M81	New Zealand	DQ		Rule 230.7

## M85 1500 Metre Race Walk

Name	Age	Team	Finals	Age-Grading	Points
1 85004 Matich, Mate	M85	New Zealand	12:29.07	7:11.09	71.68%

## M35 3000 Metre Race Walk

Name	Age	Team	Finals	Age-Grading	Points
1 35025 dr.Bognar, Casba	M36	Hungary	24:38.72	24:09.00	43.58%
-- 35082 Shetty, Shivananda	M39	India	DQ		Rule 230.7



## World Masters Games - 23/04/2017 to 29/04/2017

## Trusts Arena

## Results - Age Grading: 5 Yr Indiv &amp; 5 yr Multi

## M40 3000 Metre Race Walk

Name	Age Team	Finals	Age-Grading Points
1 40075 Prasad, Pramesh	M43 Australia	13:45.40	13:02.07 80.74%
2 40064 Gauna, Enzo Dario	M42 Argentina	24:24.75	23:07.86 45.50%

## M45 3000 Metre Race Walk

Name	Age Team	Finals	Age-Grading Points
1 45035 Degtyarenko, Viach	M46 Russia	13:33.59	12:20.78 85.24%
2 45069 Svensson, Axel Chr	M47 Sweden	13:45.54	12:31.66 84.00%
3 45090 Da Costa, Jerry Ed	M47 Brazil	14:41.50	13:22.61 78.67%
4 45134 Hohaia, Lyndon	M49 New Zealand	14:58.26	13:37.87 77.20%
-- 45125 Laporte, Jocelyn	M49 France	DQ	Rule 230.7

## M50 3000 Metre Race Walk

Name	Age Team	Finals	Age-Grading Points
1 50072 Swarts, David	M51 United States of	13:36.33	11:53.07 88.55%
2 50067 Xu, Jianping	M51 Canada	14:35.39	12:44.66 82.58%
3 50112 Baker, Peter	M53 Australia	16:47.02	14:39.64 71.78%

## M55 3000 Metre Race Walk

Name	Age Team	Finals	Age-Grading Points
1 55152 Systerov, Sergei	M59 Russia	13:55.84	11:39.10 90.32%
2 55118 Mukhtasarov, Rashi	M58 Russia	14:52.62	12:26.59 84.57%
3 55016 Samay, Mikhail	M55 Kazakhstan	15:34.02	13:01.22 80.83%
4 55113 Kaenen, Hubertus	M57 Netherlands	15:58.19	13:21.44 78.79%
5 55116 Aunan, Tommy	M58 United States of	17:21.19	14:30.86 72.51%
6 55105 Storms, John	M57 Canada	17:21.26	14:30.91 72.50%
7 55039 Blanchard, Michael	M55 United States of	18:11.32	15:12.79 69.18%
8 55166 Worsnop, Christoph	M59 Australia	26:00.47	21:45.18 48.38%

## M60 3000 Metre Race Walk

Name	Age Team	Finals	Age-Grading Points
1 60125 Parker, Michael	M64 New Zealand	14:59.18	11:57.55 88.00%
2 60070 Lyshin, Sergey	M62 Russia	16:11.24	12:55.05 81.47%
3 60084 Fox, Peter	M62 New Zealand	16:53.02	13:28.40 78.11%
4 60062 Wesseling, John	M61 New Zealand	18:32.32	14:47.64 71.14%

## M65 3000 Metre Race Walk

Name	Age Team	Finals	Age-Grading Points
1 65035 Charrois, Henry	M65 Canada	16:00.31	12:07.44 86.80%
2 65021 Aitmukhametov, Nar	M65 Russia	16:11.90	12:16.22 85.77%
3 65091 Murashev, Sergei	M68 Russia	17:12.61	13:02.21 80.72%
4 65041 Kovar, Rostislav	M66 Czech Republic	19:35.21	14:50.23 70.93%

## World Masters Games - 23/04/2017 to 29/04/2017

## Trusts Arena

## Results - Age Grading: 5 Yr Indiv &amp; 5 yr Multi

## M70 3000 Metre Race Walk

Name	Age Team	Finals	Age-Grading Points
1 70035 McMullin, John Jos	M71 Ireland	17:20.91	12:24.26 84.84%
2 70052 Frable, Norman	M71 United States of	17:45.70	12:41.98 82.87%
3 70057 Kok, Thomas	M71 Malaysia	18:13.05	13:01.54 80.79%
4 70103 Payne, Alexander	M72 New Zealand	21:11.51	15:09.13 69.45%
5 70062 Hyde, Victor Brend	M72 Australia	25:33.10	18:16.17 57.60%
-- 70054 Lamb, Terence	M71 New Zealand	DQ	Rule 230.4
-- 70022 Park, Donald	M70 New Zealand	DQ	Rule 230.7
-- 70043 Thakur, Prabhakar	M71 India	DQ	Rule 230.7

## M75 3000 Metre Race Walk

Name	Age Team	Finals	Age-Grading Points
1 75022 Onuchin, Anatolli	M76 Russia	21:21.95	14:19.42 73.47%
2 75020 Andreotti, Pier Gi	M76 Italy	21:43.48	14:33.86 72.26%
-- 75042 Mitusina, Miroslav	M78 United States of	DQ	Rule 230.4

## M80 3000 Metre Race Walk

Name	Age Team	Finals	Age-Grading Points
1 80027 Poisner, Alan	M82 United States of	20:54.41	13:02.38 80.71%
2 80018 Tsukrov, Semen	M81 Russia	23:06.89	14:25.01 73.00%
3 80013 Hippola, Upali	M81 Canada	25:52.40	16:08.24 65.21%
-- 80032 Johnson, Ronald	M84 New Zealand	DQ	Rule 230.4

## M85 3000 Metre Race Walk

Name	Age Team	Finals	Age-Grading Points
-- 85004 Matich, Mate	M85 New Zealand	DQ	Rule 230.7

## M45 100 Metre Para

Name	Age Team	Finals	Wind	Age-Grading
1 45066 Clinton T54 / F57	M47 United States of	42.48	NWI	39.46 24.81%

## M50 100 Metre Para

Name	Age Team	Finals	Wind	Age-Grading
1 50140 Wolkowicz T38, Se	M53 France	25.78	NWI	23.20 42.20%

## M55 100 Metre Para

Name	Age Team	Finals	Wind	Age-Grading
1 55147 Best T/F44, Grego	M58 Australia	15.34	NWI	13.36 73.34%

## World Masters Games - 23/04/2017 to 29/04/2017

## Trusts Arena

## Results - Age Grading: 5 Yr Indiv &amp; 5 yr Multi

**M45 200 Metre Para**

Name	Age Team	Finals	Wind	Age-Grading Points
1 45066 Clinton T54 / F57 M47 United States of		1:17.44	-0.9	1:11.52 27.01%

**M50 200 Metre Para**

Name	Age Team	Finals	Wind	Age-Grading Points
1 50140 Wolkowicz T38, Se M53 France		1:05.66	-0.9	58.67 32.94%

**M55 200 Metre Para**

Name	Age Team	Finals	Wind	Age-Grading Points
1 55147 Best T/F44, Grego M58 Australia		33.15	-0.9	28.62 67.51%

**M45 1500 Metre Para**

Name	Age Team	Finals	Age-Grading Points
1 45066 Clinton T54 / F57 M47 United States of		10:21.79	9:27.39 36.31%

**M50 1500 Metre Para**

Name	Age Team	Finals	Age-Grading Points
1 50140 Wolkowicz T38, Se M53 France		8:51.63	7:44.17 44.38%

**M50 Long Jump Para**

Name	Age Team	Finals	Wind	Age-Grading Points
1 50140 Wolkowicz T38, Se M53 France		1.82m	0.9	5-11.75 2.23m 25.00%
X(1.5) X(1.5) 1.82m(0.9) 1.74m(2.3)				

**M55 Long Jump Para**

Name	Age Team	Finals	Wind	Age-Grading Points
1 55147 Best T/F44, Grego M58 Australia		3.43m	1.8	11-03.00 4.50m 50.29%
3.43m(1.8) 3.33m(2.7)				

**M30 Shot Put Para**

Name	Age Team	Finals	Age-Grading Points
1 30031 Prabhuswamy F42, M33 India		5.85m	19-02.50 5.85m 25.30%
4.93m 5.39m 5.53m 5.85m 5.81m X			

**M40 Shot Put Para**

Name	Age Team	Finals	Age-Grading Points
1 40071 Shivalingiah F43, M42 India		6.10m	20-00.25 6.79m 29.38%
5.87m 5.84m 5.90m 5.74m 5.89m 6.10m			

**World Masters Games - 23/04/2017 to 29/04/2017****Trusts Arena****Results - Age Grading: 5 Yr Indiv & 5 yr Multi****M50 Shot Put Para**

Name	Age Team	Finals	Age-Grading Points
1 50001 Bayardavaa F37, T M50 Mongolia		8.55m 28-00.75	10.02m 43.34%
8.40m 8.55m 8.19m 8.09m X 8.27m			
1 50033 Suresha F43, Sure M50 India		5.76m 18-10.75	6.75m 29.19%
5.18m 5.25m 5.76m X 5.44m 5.69m			
1 50140 Wolkowicz T38, Se M53 France		5.12m 16-09.75	6.00m 25.95%
X X 3.88m 5.09m 5.09m 5.12m			

**M30 Javelin Throw Para**

Name	Age Team	Finals	Age-Grading Points
1 30031 Prabhswamy F42, M33 India		19.99m 65-07	19.99m 20.30%
17.51m 18.88m 17.76m 17.88m 19.99m 19.34m			

**M40 Javelin Throw Para**

Name	Age Team	Finals	Age-Grading Points
1 40071 Shivalingiah F43, M42 India		18.32m 60-01	19.89m 20.21%
16.72m 13.00m 15.34m 18.32m 16.53m 16.23m			

**M50 Javelin Throw Para**

Name	Age Team	Finals	Age-Grading Points
1 50033 Suresha F43, Sure M50 India		17.03m 55-10	20.90m 21.23%
14.40m 17.03m X 15.02m 14.46m 15.58m			

**M40 Shot Put Seated Para**

Name	Age Team	Finals	Age-Grading Points
1 40031 Hansford F56, Phi M41 New Zealand		7.74m 25-04.75	8.62m 37.28%
6.90m 7.39m X 7.53m 7.59m 7.74m			

**M45 Shot Put Seated Para**

Name	Age Team	Finals	Age-Grading Points
1 45066 Clinton T54 / F57 M47 United States of		6.56m 21-06.25	7.88m 34.11%
5.87m 6.07m 6.56m 6.07m 5.94m 5.96m			

**M55 Shot Put Seated Para**

Name	Age Team	Finals	Age-Grading Points
1 55153 Fawkner F34, Mich M59 Australia		6.35m 20-10.00	8.06m 34.89%
6.14m 5.90m 6.25m 6.08m X 6.35m			

**World Masters Games - 23/04/2017 to 29/04/2017****Trusts Arena****Results - Age Grading: 5 Yr Indiv & 5 yr Multi****M40 Javelin Throw Seated Para**

Name	Age Team	Finals	Age-Grading Points
1 40031 Hansford F56, Phi M41 New Zealand		17.64m	57-10 19.16m 19.46%
17.64m 16.50m 16.60m 16.66m 17.57m 17.06m			

**M45 Javelin Throw Seated Para**

Name	Age Team	Finals	Age-Grading Points
1 45066 Clinton T54 / F57 M47 United States of		18.16m	59-07 21.27m 21.60%
16.87m X 18.16m 16.45m 16.80m X			

**M50 Javelin Throw Seated Para**

Name	Age Team	Finals	Age-Grading Points
1 50106 Winson F57, Ian G M52 New Zealand		12.80m	42-00 15.71m 15.96%
12.51m X 12.80m 12.47m X 12.38m			

**M55 Javelin Throw Seated Para**

Name	Age Team	Finals	Age-Grading Points
1 55153 Fawkner F34, Mich M59 Australia		13.39m	43-11 17.91m 18.19%
X 13.14m 13.14m X 13.39m 12.74m			

**World Masters - 23/04/2017 to 29/04/2017****AUT Millennium****Results - Combined Events****W35 Throws Pentathlon**

	Points	HT	SP	DT	JT	WT
----- W35 -----						
1 McCaw, Deborah New Zealand W37	3063	43.08m (869)	9.40m (512)	32.90m (540)	22.35m (358)	13.49m (784)
-----						
2 Thoraus, Anja Germany W39	2650	27.04m (484)	10.98m (620)	37.92m (641)	22.78m (367)	9.84m (538)
-----						

**World Masters - 23/04/2017 to 29/04/2017****AUT Millennium****Results - Combined Events****W40 Throws Pentathlon**

	Points	HT	SP	DT	JT	WT
----- W40 -----						
1 Blackwood, Kim New Zealand W41	2826	32.67m (676)	8.98m (527)	31.54m (561)	23.60m (421)	10.48m (641)
2 Bitcheno, Michelle New Zealand W42	1951	27.26m (538)	7.23m (401)	19.10m (301)	14.87m (234)	8.22m (477)
3 Grieve, Lee New Zealand W40	1682	21.37m (389)	6.78m (368)	18.11m (281)	11.74m (169)	8.20m (475)

## World Masters - 23/04/2017 to 29/04/2017

## AUT Millennium

## Results - Combined Events

## W45 Throws Pentathlon

	Points	HT	SP	DT	JT	WT
----- W45 -----						
1 Schardt, Bettina Daniela Germany W45	3815	41.08m (982)	9.06m (583)	38.65m (784)	24.57m (489)	13.75m (977)
2 Mackie, Althea New Zealand W47	3167	38.62m (913)	8.06m (505)	25.53m (477)	20.74m (399)	12.47m (873)
3 Davis, Brenda New Zealand W47	2999	31.27m (706)	9.55m (621)	25.36m (473)	22.81m (447)	10.97m (752)
4 Lachat, Daniela Switzerland W46	2909	36.07m (841)	8.86m (567)	24.93m (464)	19.33m (366)	9.97m (671)
5 Dunlea, Karen New Zealand W45	2507	31.29m (706)	7.10m (430)	19.77m (347)	21.70m (421)	9.11m (603)
6 Osborn, Megan New Zealand W45	2460	20.10m (398)	8.19m (515)	30.11m (583)	20.84m (401)	8.61m (563)



## World Masters - 23/04/2017 to 29/04/2017

## AUT Millennium

## Results - Combined Events

## W50 Throws Pentathlon

	Points	HT	SP	DT	JT	WT
----- W50 -----						
1 Bates, Raylene New Zealand W51	3745	41.08m (993)	11.80m (852)	30.34m (651)	20.18m (411)	13.19m (838)
2 Hardy, Jayne Australia W54	3715	42.51m (1034)	9.32m (644)	28.17m (596)	29.76m (650)	12.55m (791)
3 Ryan, Tina New Zealand W53	3131	35.24m (827)	10.41m (735)	24.68m (508)	17.48m (344)	11.54m (717)
4 Goulter, Anne New Zealand W54	3077	39.80m (957)	8.60m (585)	25.44m (527)	15.47m (295)	11.49m (713)
5 Harvey, Vivienne New Zealand W54	2819	30.69m (698)	8.88m (608)	22.75m (460)	19.36m (391)	10.80m (662)
6 Hodges, Tania New Zealand W52	2723	23.87m (507)	9.93m (695)	21.82m (437)	17.79m (352)	11.75m (732)
7 Lindeburg, Edith United States of America W50	2464	28.18m (627)	10.81m (769)	27.23m (572)	23.58m (496)	FOUL (0)
8 Engeler, Deborah Australia W54	2152	22.52m (470)	7.06m (458)	24.16m (495)	12.56m (224)	8.63m (505)
9 Tamatea-Scown, Sherron New Zealand W54	1636	19.14m (377)	6.16m (384)	15.21m (277)	12.42m (221)	6.85m (377)

**World Masters - 23/04/2017 to 29/04/2017****AUT Millennium****Results - Combined Events****W55 Throws Pentathlon**

	Points	HT	SP	DT	JT	WT
----- W55 -----						
1 Gibbins, Sharon Australia W58	3310	36.10m (943)	8.15m (606)	26.17m (610)	17.90m (400)	11.00m (751)
2 Cubban, Ellena Australia W59	2960	32.27m (824)	8.78m (663)	20.05m (441)	19.72m (449)	8.88m (583)
3 Boxall, Anges New Zealand W58	2894	32.10m (819)	7.98m (591)	16.80m (354)	19.17m (434)	10.30m (696)
4 Haanpaeae, Anne-Kristiina Finland W57	2422	23.14m (544)	8.34m (623)	14.86m (303)	18.82m (425)	8.18m (527)
5 Gobl, Susanne Germany W55	2215	26.01m (632)	6.15m (427)	13.47m (267)	12.22m (246)	9.64m (643)
6 Sparrow, Wendy Ann United Kingdom W57	1690	17.97m (388)	6.58m (465)	13.29m (262)	10.02m (188)	6.39m (387)
7 Polkinghorne, Christine T New Zealand W59	1179	15.20m (306)	4.10m (247)	11.01m (204)	8.44m (146)	4.96m (276)

**World Masters - 23/04/2017 to 29/04/2017****AUT Millennium****Results - Combined Events****W60 Throws Pentathlon**

	Points	HT	SP	DT	JT	WT
----- W60 -----						
1 Matusova, Anna Slovakia W61	3563	30.77m (871)	9.38m (799)	21.87m (556)	19.82m (513)	12.70m (824)
2 Taylor, Jill Australia W61	3086	28.84m (805)	7.78m (640)	22.50m (575)	15.92m (395)	10.67m (671)
3 Maeda, Kayako Japan W61	2729	24.25m (650)	6.80m (543)	18.37m (450)	19.53m (504)	9.47m (582)

**World Masters - 23/04/2017 to 29/04/2017****AUT Millennium****Results - Combined Events****W65 Throws Pentathlon**

	Points	HT	SP	DT	JT	WT
----- W65 -----						
1 Tomanek, Margarethe Belgium W67	4203	34.54m (1130)	8.89m (844)	26.72m (809)	15.64m (447)	13.38m (973)
2 Callander, Noni New Zealand W69	2798	20.96m (617)	7.78m (721)	19.23m (547)	13.65m (379)	8.06m (534)
3 van Bockel, Adriana Marti Australia W65	2369	21.23m (627)	5.62m (485)	15.36m (416)	12.35m (334)	7.73m (507)

**World Masters - 23/04/2017 to 29/04/2017****AUT Millennium****Results - Combined Events****W70 Throws Pentathlon**

	Points	HT	SP	DT	JT	WT
----- W70 -----						
1 Thomas, Mary Australia W72	4173	28.60m (1039)	7.99m (849)	22.00m (756)	20.51m (726)	10.25m (803)
2 Hamilton, Beverley Australia W71	3783	25.01m (886)	7.58m (798)	22.14m (761)	15.61m (529)	10.32m (809)
3 Sokolokova, Danica Slovakia W70	2709	22.54m (781)	5.27m (515)	16.95m (554)	8.30m (241)	8.21m (618)

**World Masters - 23/04/2017 to 29/04/2017****AUT Millennium****Results - Combined Events****W75 Throws Pentathlon**

	Points	HT	SP	DT	JT	WT
----- W75 -----						
1 Tumurbat, Tserendolgor Mongolia		25.97m	8.71m	20.88m	18.79m	10.07m
W78	4053	(913)	(925)	(752)	(721)	(742)
2 Banens, Janice Australia		32.09m	7.70m	15.93m	14.35m	12.19m
W75	3973	(1172)	(801)	(545)	(528)	(927)
3 Whitaker, Justine New Zealand		23.36m	7.62m	15.22m	12.83m	9.94m
W75	3302	(803)	(791)	(515)	(462)	(731)

**World Masters - 23/04/2017 to 29/04/2017****AUT Millennium****Results - Combined Events****W80 Throws Pentathlon**

	Points	HT	SP	DT	JT	WT
----- W80 -----						
1 Kovalenskaya, Galina Russia		22.20m	6.89m	16.79m	13.52m	8.18m
W82	3658	(888)	(813)	(700)	(604)	(653)

## World Masters Games - 23/04/2017 to 29/04/2017

## AUT Millennium

## Results - Men Weight Throw - Age Grading: 5 Yr Indiv &amp; 5 yr Multi

## M30 Weight Throw

Name	Age Team	Finals	Age-Grading
Finals			
1 30049 Koukal, Jiri Jnr	M34 Slovakia	17.21m	17.21m 66.55%

## M35 Weight Throw

Name	Age Team	Finals	Age-Grading
1 35073 Costello, Gregory	M39 Australia	11.59m	11.82m 45.72%
2 35076 Pardeshi, Santosh	M39 India	7.58m	7.73m 29.90%

## M40 Weight Throw

Name	Age Team	Finals	Age-Grading
1 40008 Couper, David	M40 New Zealand	11.13m	12.12m 46.90%
2 40113 Mullarvey, Michael	M44 Australia	10.86m	11.83m 45.76%
3 40070 Fuhrmann, Wolfgang	M42 Germany	10.62m	11.57m 44.75%

## M45 Weight Throw

Name	Age Team	Finals	Age-Grading
1 45021 Clarke, Malcolm	M45 New Zealand	11.77m	13.76m 53.23%
2 45049 Gassmann, Michael	M46 Germany	7.13m	8.33m 32.25%
3 45106 Biasini, Patrick	M48 France	6.81m	7.96m 30.80%

## M50 Weight Throw

Name	Age Team	Finals	Age-Grading
1 50085 vanRensburg, Piete	M52 South Africa	16.65m	17.46m 67.52%
2 50050 Stockill, Adrian	M51 New Zealand	14.59m	15.30m 59.16%
3 50015 Inivale, Laini	M50 New Zealand	14.57m	15.28m 59.08%
4 50049 Takurua, Richard	M51 New Zealand	14.19m	14.88m 57.54%
5 50017 Otto, Rene	M50 New Zealand	13.36m	14.01m 54.18%
6 50067 Xu, Jianping	M51 Canada	6.33m	6.63m 25.67%

## M55 Weight Throw

Name	Age Team	Finals	Age-Grading
1 55001 Cumming, Mark	M55 New Zealand	19.55m	21.94m 84.85%
2 55036 Dupuis, Arnaud	M55 France	16.53m	18.55m 71.74%
3 55013 Cook, Bruce	M55 United States of	15.33m	17.20m 66.54%
4 55164 Kichenbrand, Steph	M59 South Africa	14.31m	16.06m 62.11%
5 55119 Flaus, Mark	M58 New Zealand	12.86m	14.43m 55.82%
6 55069 Wrzuszczak, Peter	M56 Australia	12.33m	13.84m 53.52%
7 55085 Lindeburg, Nathan	M57 United States of	11.65m	13.07m 50.56%
8 55032 Keshishian, Hovick	M55 Australia	6.54m	7.34m 28.39%

## M60 Weight Throw

Name	Age Team	Finals	Age-Grading
1 60129 Dirkin, Guy	M64 United States of	18.35m	19.12m 73.96%
2 60019 Hanbury-Brown, Rob	M60 Australia	15.54m	16.19m 62.64%
3 60053 Cherevatchii, Alek	M61 Russia	14.95m	15.58m 60.26%



## World Masters Games - 23/04/2017 to 29/04/2017

## AUT Millennium

## Results - Men Weight Throw - Age Grading: 5 Yr Indiv &amp; 5 yr Multi

## ...M60 Weight Throw

4	60039	Thiravia Nadar, Su	M60	India	14.08m	14.67m	56.75%
5	60147	Barnard, Johannes	M60	New Zealand	13.47m	14.04m	54.29%
6	60144	Pearson, William	M64	Canada	12.30m	12.82m	49.58%
7	60094	Ward, Francis	M62	New Zealand	10.28m	10.71m	41.43%

## M65 Weight Throw

Name	Age	Team	Finals	Age-Grading
1 65080	Gryc, Milos	M67 Cze	16.47m	18.36m 71.02%
2 65052	Talpsepp, Lembit	M66 Estonia	14.96m	16.68m 64.51%
3 65085	Banens, Robert	M68 Australia	13.17m	14.68m 56.79%
4 65020	Laughton, George	M65 New Zealand	12.50m	13.94m 53.90%
5 65106	Rowlands, Phillip	M69 Australia	12.31m	13.72m 53.08%
6 65031	Heazlewood, Ian	M65 Australia	10.93m	12.19m 47.13%
7 65092	Powell, Mark	M68 New Zealand	10.12m	11.28m 43.64%

## M70 Weight Throw

Name	Age	Team	Finals	Age-Grading
1 70102	Cahners, Robert	M74 United States of	16.88m	19.25m 74.46%
2 70067	Volkeimer, Klaus	M72 Germany	14.60m	16.65m 64.40%
3 70059	Koukal, Jiri Snr	M71 Slovakia	14.10m	16.08m 62.20%
4 70076	Reynolds, John	M72 Australia	13.80m	15.74m 60.87%
5 70072	Green, Raymond	M72 Australia	13.57m	15.48m 59.86%
6 70022	Park, Donald	M70 New Zealand	7.58m	8.64m 33.44%
7 70069	McCready, Graham E	M72 New Zealand	6.52m	7.43m 28.76%

## M75 Weight Throw

Name	Age	Team	Finals	Age-Grading
1 75012	Yamada, Hiroshi	M75 Japan	15.62m	19.19m 74.20%
2 75023	Senior, Brian	M77 New Zealand	13.17m	16.18m 62.57%
3 75001	Vayraynen, Eero	M75 Finland	7.06m	8.67m 33.54%

## M80 Weight Throw

Name	Age	Team	Finals	Age-Grading
1 80021	Muller, Emil	M82 Canada	13.11m	17.09m 66.11%
2 80023	Panayotov, Petar	M82 Bulgaria	11.68m	15.23m 58.90%
3 80007	Miller, Donald	M80 United States of	11.67m	15.22m 58.85%

## M85 Weight Throw

Name	Age	Team	Finals	Age-Grading
1 85008	Mein, Hector	M87 New Zealand	7.63m	11.02m 42.65%
2 85011	Monds, Douglas	M87 Canada	7.35m	10.62m 41.08%
3 85010	Fahey, Alexander	M87 New Zealand	5.83m	8.42m 32.59%

## World Masters Games - 23/04/2017 to 29/04/2017

## AUT Millennium

## Results - Women Weight Throw - Age Grading: 5 Yr Indiv &amp; 5 yr Multi

## W35 Weight Throw

Name	Age Team	Finals	Age-Grading
Finals			
1 35034 McCaw, Deborah	W37 New Zealand	13.27m	14.49m 61.41%
2 35018 Wright, Amanda	W36 Australia	7.22m	7.88m 33.41%

## W40 Weight Throw

Name	Age Team	Finals	Age-Grading
1 40044 Blackwood, Kim	W41 New Zealand	10.49m	12.43m 52.69%
2 40072 Nuia, Vavae	W42 New Zealand	9.36m	11.09m 47.01%
3 40073 Bitcheno, Michelle	W42 New Zealand	8.83m	10.46m 44.35%
4 40005 Puletaha, Emeline	W40 New Zealand	8.67m	10.27m 43.55%
5 40013 Grieve, Lee	W40 New Zealand	8.63m	10.22m 43.35%

## W45 Weight Throw

Name	Age Team	Finals	Age-Grading
1 45004 Schardt, Bettina D	W45 Germany	14.13m	18.30m 77.55%
2 45061 Mackie, Althea	W47 New Zealand	12.68m	16.42m 69.59%
3 45083 Davis, Brenda	W47 New Zealand	11.59m	15.01m 63.61%
4 45052 Lachat, Daniela	W46 Switzerland	10.39m	13.46m 57.03%
5 45018 Dunlea, Karen	W45 New Zealand	9.53m	12.34m 52.31%
6 45020 Osborn, Megan	W45 New Zealand	9.26m	11.99m 50.82%

## W50 Weight Throw

Name	Age Team	Finals	Age-Grading
1 50166 Hardy, Jayne	W54 Australia	13.29m	15.71m 66.58%
2 50029 Lindeburg, Edith	W50 United States of	12.51m	14.78m 62.68%
3 50172 Goulter, Anne	W54 New Zealand	12.16m	14.37m 60.92%
4 50142 Ryan, Tina	W53 New Zealand	11.81m	13.96m 59.17%
5 50088 Hodges, Tania	W52 New Zealand	11.27m	13.32m 56.46%
6 50163 Harvey, Vivienne	W54 New Zealand	10.50m	12.41m 52.61%
7 50187 Engeler, Deborah	W54 Australia	8.55m	10.10m 42.84%
8 50102 Uili, Lasela	W52 New Zealand	7.94m	9.38m 39.78%

## W55 Weight Throw

Name	Age Team	Finals	Age-Grading
1 55145 Gibbins, Sharon	W58 Australia	10.98m	14.18m 60.10%
2 55020 Gobl, Susanne	W55 Germany	9.27m	11.97m 50.74%
3 55104 Sparrow, Wendy Ann	W57 United Kingdom	6.28m	8.11m 34.37%

## W60 Weight Throw

Name	Age Team	Finals	Age-Grading
1 60068 Matusova, Anna	W61 Slovakia	13.70m	16.58m 70.29%
2 60060 Taylor, Jill	W61 Australia	12.90m	15.61m 66.19%
3 60001 Moore-Fox, Lucinda	W60 Ireland	9.88m	11.96m 50.69%
4 60054 Maeda, Kayako	W61 Japan	8.84m	10.70m 45.36%

**World Masters Games - 23/04/2017 to 29/04/2017****AUT Millennium****Results - Women Weight Throw - Age Grading: 5 Yr Indiv & 5 yr Multi****W65 Weight Throw**

Name	Age Team	Finals	Age-Grading
1 65078 Tomanek, Margareth	W67 Germany	13.20m	17.50m 74.16%
2 65118 Gosztolai, Maria T	W69 Hungary	11.18m	14.82m 62.81%
3 65007 van Bockel, Adrian	W65 Australia	9.14m	12.11m 51.35%
4 65115 Callander, Noni	W69 New Zealand	8.97m	11.89m 50.39%

**W70 Weight Throw**

Name	Age Team	Finals	Age-Grading
1 70041 Hamilton, Beverley	W71 Australia	10.50m	15.40m 65.26%
2 70075 Thomas, Mary	W72 Australia	10.45m	15.32m 64.95%
3 70019 Sokolokova, Danica	W70 Slovakia	8.30m	12.17m 51.58%

**W75 Weight Throw**

Name	Age Team	Finals	Age-Grading
1 75006 Banens, Janice	W75 Australia	13.54m	18.89m 80.07%
2 75005 Whitaker, Justine	W75 New Zealand	10.65m	14.86m 62.98%
3 75044 Tumurbat, Tserendo	W78 Mongolia	10.43m	14.55m 61.68%

**W80 Weight Throw**

Name	Age Team	Finals	Age-Grading
1 80028 Kovalenskaya, Gali	W82 Russia	8.03m	12.38m 52.48%

**W85 Weight Throw**

Name	Age Team	Finals	Age-Grading
1 Petley, Marcia	W88 New Zealand	6.01m	10.39m 44.06%

**World Masters Games - 23/04/2017 to 29/04/2017**  
**Trusts Arena**  
**Results - Friday Field - Age Grading: 5 Yr Indiv & 5 yr Multi**

**M45 Discus Throw 2kg**

Name	Age Team	Finals	Age-Grading Points
<b>Finals</b>			
1 45021 Clarke, Malcolm	M45 New Zealand	42.09m	138-01 50.71m 68.46%
42.09m 39.91m 40.76m 39.50m 41.56m 39.58m			
2 45016 Sexton, David	M45 New Zealand	29.98m	98-04 36.12m 48.76%
29.98m X 28.71m X 27.17m 28.56m			
3 45106 Biasini, Patrick	M48 France	20.81m	68-03 25.07m 33.85%
19.14m 17.54m 20.81m 20.43m 20.70m 20.01m			
4 45049 Gassmann, Michael	M46 Germany	18.69m	61-04 22.51m 30.40%
15.07m X 18.31m 17.43m X 18.69m			

**M70-79 Discus Throw 1kg**

Name	Age Team	Finals	Age-Grading Points
1 70042 Harvey, William	M71 United States of	41.10m	134-10 52.52m 70.91%
37.85m 41.10m 38.69m X 38.22m X			
1 75032 Horak, Vladimir	M77 Czech Republic	29.52m	96-10 42.30m 57.11%
26.61m 29.52m X X X 25.52m			
2 70068 Uhlík, Frantisek	M72 Czech Republic	39.38m	129-02 50.33m 67.94%
35.23m X 37.16m 35.69m 37.52m 39.38m			
2 75025 Avila, Carlos Avil	M77 Mexico	27.54m	90-04 39.47m 53.28%
24.30m X X 27.15m 27.54m X			
3 70083 Crawford, Peter	M73 New Zealand	37.77m	123-11 48.27m 65.17%
37.47m 37.77m 35.20m X 37.70m 36.31m			
3 75031 Sharma, Dharam Paa	M77 India	15.40m	50-06 22.07m 29.79%
15.40m X X 10.00m 15.14m 15.36m			
4 70072 Green, Raymond	M72 Australia	36.80m	120-09 47.03m 63.49%
36.80m 34.96m - X X			
5 70076 Reynolds, John	M72 Australia	27.44m	90-00 35.07m 47.34%
25.23m 22.74m 24.58m 23.99m 27.44m 25.90m			

**M80 Discus Throw 1kg**

Name	Age Team	Finals	Age-Grading Points
1 80023 Panayotov, Petar	M82 Bulgaria	26.92m	88-04 44.25m 59.74%
26.92m X X 23.89m 23.03m 25.77m			
2 80007 Miller, Donald	M80 United States of	26.10m	85-07 42.91m 57.92%
24.79m 26.10m X 23.43m 25.56m 25.22m			
3 80029 Cabral, Alfredo	M83 United States of	19.62m	64-04 32.25m 43.54%
16.70m 19.16m 17.79m 17.75m 19.34m 19.62m			

**M85 Discus Throw 1kg**

Name	Age Team	Finals	Age-Grading Points
1 85005 Blair, James	M85 New Zealand	18.18m	59-08 35.46m 47.88%
16.14m 16.90m 17.72m X 16.93m 18.18m			
2 85011 Monda, Douglas	M87 Canada	13.38m	43-11 26.10m 35.24%
12.88m 11.24m 13.38m X X X			

## World Masters Games - 23/04/2017 to 29/04/2017

## Trusts Arena

## Results - Thursday Field - Age Grading: 5 Yr Indiv &amp; 5 yr Multi

## W50 Shot Put 3kg

Name	Age Team	Finals	Age-Grading Points
Finals			
1 50066 Bates, Raylene	W51 New Zealand	12.41m 40-08.75	15.64m 69.14%
		12.41m X X 11.43m 12.02m 12.11m	
2 50029 Lindeburg, Edith	W50 United States of	11.07m 36-04.00	13.95m 61.67%
		9.77m 10.16m 10.20m 9.70m 11.07m 10.57m	
3 50088 Hodges, Tania	W52 New Zealand	10.49m 34-05.00	13.22m 58.44%
		9.78m 10.49m 10.36m 9.73m 10.05m 10.42m	
4 50142 Ryan, Tina	W53 New Zealand	10.20m 33-05.75	12.85m 56.82%
		9.24m 9.82m 9.70m 9.91m 10.20m 9.60m	
5 50166 Hardy, Jayne	W54 Australia	9.61m 31-06.50	12.11m 53.54%
		8.97m 9.61m 9.37m X X 9.37m	
6 50102 Uili, Lasela	W52 New Zealand	8.48m 27-10.00	10.69m 47.24%
		8.39m 8.13m 8.48m 8.03m 7.95m 7.91m	
7 50020 Swanepoel, Elizabe	W50 New Zealand	7.18m 23-06.75	9.05m 40.00%
		7.18m 6.94m 6.46m 6.73m 6.97m 6.95m	
8 50187 Engeler, Deborah	W54 Australia	7.12m 23-04.50	8.97m 39.67%
		6.59m 6.36m 7.12m 6.76m 6.62m 6.73m	

## W60 Shot Put 3kg

Name	Age Team	Finals	Age-Grading Points
1 60068 Matusova, Anna	W61 Slovakia	8.69m 28-06.25	13.04m 57.66%
		7.01m 8.09m X 7.86m 8.69m 8.17m	
2 60060 Taylor, Jill	W61 Australia	8.51m 27-11.00	12.77m 56.47%
		8.08m 8.46m 8.51m 7.64m 8.10m 8.45m	
3 60134 Dassie, Susan	W64 United Kingdom	7.93m 26-00.25	11.90m 52.62%
		7.49m 7.69m 7.62m 7.79m 7.93m 7.87m	
4 60001 Moore-Fox, Lucinda	W60 Ireland	7.37m 24-02.25	11.06m 48.91%
		6.60m 6.49m 6.68m 6.99m 7.37m 7.17m	

## W65 Shot Put 3kg

Name	Age Team	Finals	Age-Grading Points
1 65064 Kazlauskienes, Geno	W67 Lithuania	10.69m 35-01.00	17.74m 78.43%
		10.02m 10.34m 10.69m 10.41m 10.54m 10.15m	
2 65118 Gosztolai, Maria T	W69 Hungary	8.96m 29-04.75	14.87m 65.74%
		8.73m 8.57m 8.65m 8.96m 8.80m 8.84m	
3 65025 Hamilton, Elizabet	W65 New Zealand	8.46m 27-09.25	14.04m 62.07%
		7.82m 8.46m 8.14m 8.31m 8.12m X	
4 65115 Callander, Noni	W69 New Zealand	7.77m 25-06.00	12.89m 57.01%
		7.77m 7.18m 7.52m 7.33m 7.43m 7.49m	
5 65101 Deleiros, Anne	W68 New Zealand	7.63m 25-00.50	12.66m 55.98%
		7.18m 7.35m 7.29m 7.63m 7.27m 7.04m	
6 65114 Edwards, Sandra	W69 United States of	5.97m 19-07.00	9.91m 43.80%
		5.97m 5.72m 5.86m 5.24m 5.49m 5.58m	
7 65007 Van Bockel, Adrian	W65 Australia	5.69m 18-08.00	9.44m 41.75%
		5.41m 5.13m 5.69m 5.45m 5.36m 5.42m	

## World Masters Games - 23/04/2017 to 29/04/2017

## Trusts Arena

## Results - Thursday Field - Age Grading: 5 Yr Indiv &amp; 5 yr Multi

## W50 Hammer Throw 3kg

Name	Age Team	Finals	Age-Grading Points
1 50166 Hardy, Jayne	W54 Australia	45.06m	147-10 57.84m 75.13%
41.08m 43.18m 40.69m X X 45.06m			
2 50172 Goulter, Anne	W54 New Zealand	40.65m	133-04 52.18m 67.77%
37.74m 38.55m 36.62m 37.77m 40.65m 38.78m			
3 50066 Bates, Raylene	W51 New Zealand	40.41m	132-07 51.87m 67.37%
35.91m 36.09m X 40.41m X 39.74m			
4 50029 Lindeburg, Edith	W50 United States of	33.79m	110-10 43.37m 56.34%
30.10m 30.96m 33.79m 5.35m 31.29m 31.04m			
5 50142 Ryan, Tina	W53 New Zealand	33.31m	109-03 42.76m 55.54%
X 28.42m 32.15m 32.79m 33.31m 29.27m			
6 50163 Harvey, Vivienne	W54 New Zealand	33.18m	108-10 42.59m 55.32%
31.88m 32.89m 31.62m 32.32m 32.75m 33.18m			
7 50088 Hodges, Tania	W52 New Zealand	28.84m	94-07 37.02m 48.08%
24.10m 27.00m 28.79m 27.59m X 28.84m			
8 50102 Uili, Lasela	W52 New Zealand	22.75m	74-08 29.20m 37.93%
22.75m 17.90m 21.86m 22.75m 20.17m 22.63m			
9 50187 Engeler, Deborah	W54 Australia	22.71m	74-06 29.15m 37.86%
22.71m 21.75m 22.21m			
10 50020 Swanepoel, Elizabe	W50 New Zealand	15.28m	50-01 19.61m 25.48%
11.01m 15.28m 14.23m			

## W55 Hammer Throw 3kg

Name	Age Team	Finals	Age-Grading Points
1 55145 Gibbons, Sharon	W58 Australia	33.90m	111-03 47.40m 61.57%
X X 25.70m 33.90m 32.56m 33.35m			
2 55134 Boxall, Agnes	W58 New Zealand	30.82m	101-01 43.09m 55.98%
30.82m X 24.45m 27.78m X X			
3 55020 Gobl, Susanne	W55 Germany	27.58m	90-06 38.56m 50.09%
26.12m X 26.78m 25.51m X 27.58m			
4 55104 Sparrow, Wendy Ann	W57 United Kingdom	18.31m	60-01 25.60m 33.25%
X 13.93m 16.79m 17.79m 18.31m X			
5 55169 Polkinghorne, Chri	W59 New Zealand	13.14m	43-01 18.37m 23.86%
12.07m 11.71m 11.63m X 13.14m 6.58m			

## W60 Hammer Throw 3kg

Name	Age Team	Finals	Age-Grading Points
1 60060 Taylor, Jill	W61 Australia	31.97m	104-11 49.08m 63.75%
29.58m 29.53m 30.06m X 31.97m 30.29m			
2 60068 Matusova, Anna	W61 Slovakia	30.59m	100-04 46.96m 61.00%
29.61m 30.59m 28.67m 26.36m 27.22m 30.02m			
3 60001 Moore-Fox, Lucinda	W60 Ireland	26.79m	87-11 41.13m 53.42%
26.33m 25.59m 26.79m 24.27m 26.37m 25.11m			
4 60054 Maeda, Kayako	W61 Japan	23.17m	76-00 35.57m 46.20%
20.56m 21.31m 23.17m 20.70m X 22.33m			

## World Masters Games - 23/04/2017 to 29/04/2017

## Trusts Arena

## Results - Thursday Field - Age Grading: 5 Yr Indiv &amp; 5 yr Multi

## W65 Hammer Throw 3kg

Name	Age Team	Finals	Age-Grading Points
1 65078 Tomanek, Margareth	W67 Germany	36.68m	120-04 62.49m 81.17%
35.05m 35.65m 36.06m 33.26m X 36.68m			
2 65007 Van Bockel, Adrian	W65 Australia	22.79m	74-09 38.82m 50.43%
22.79m 21.56m 20.87m 21.51m 21.56m 22.49m			
3 65101 Deleiros, Anne	W68 New Zealand	21.29m	69-10 36.27m 47.11%
X 19.55m 19.63m 20.97m 20.32m 21.29m			
4 65115 Callander, Noni	W69 New Zealand	21.05m	69-01 35.86m 46.58%
19.37m 20.22m 21.05m 19.32m 19.25m 19.11m			

## W30 Javelin Throw 600g

Name	Age Team	Finals	Age-Grading Points
1 30020 Tepea, Teumere Luc	W32 French Polynesia	31.34m	102-10 31.34m 42.93%
30.04m 27.41m 31.34m 29.93m 28.34m 26.35m			

## W40 Javelin Throw 600g

Name	Age Team	Finals	Age-Grading Points
1 40104 Tipene, Melissa	W44 New Zealand	33.67m	110-05 38.63m 52.92%
31.85m 32.30m 28.89m 33.67m 31.64m 32.19m			
2 40044 Blackwood, Kim	W41 New Zealand	32.54m	106-09 37.33m 51.15%
32.05m 32.54m - 32.00m X 30.79m			
3 40032 Bowers, Jennifer	W41 Canada	27.66m	90-09 31.73m 43.48%
25.22m 21.05m 21.52m 27.66m 24.30m 25.56m			
4 40109 Leitu, Elisapeta	W44 New Zealand	24.76m	81-03 28.41m 38.92%
20.86m 17.83m 21.03m 24.76m 22.90m 18.47m			
5 40005 Puletaha, Emeline	W40 New Zealand	24.39m	80-00 27.98m 38.34%
23.06m 24.39m X 24.12m 22.39m 21.34m			
6 40057 Richmond, Kirsty	W42 New Zealand	23.26m	76-04 26.69m 36.56%
21.22m 22.91m 23.26m 21.84m 19.81m X			
7 40072 Nuia, Vave	W42 New Zealand	17.60m	57-09 20.19m 27.66%
X X X 17.60m 17.29m X			
8 40062 Tauraa, Areau	W42 French Polynesia	14.61m	47-11 16.76m 22.96%
12.65m 13.45m X 13.55m 14.61m 13.24m			

## W60-69 Javelin Throw 500g

Name	Age Team	Finals	Age-Grading Points
1 60054 Maeda, Kayako	W61 Japan	21.18m	69-06 34.13m 46.77%
X 18.61m 18.71m X 21.18m X			
1 65045 Richter, Maria Apa	W66 Brazil	20.02m	65-08 36.37m 49.84%
17.32m 15.60m 18.35m 18.13m 18.16m 20.02m			
2 60148 Dion, Brenda	W60 Canada	20.01m	65-08 32.25m 44.18%
20.01m 19.84m X 18.47m 19.90m 19.88m			
2 65025 Hamilton, Elizabet	W65 New Zealand	18.62m	61-01 33.83m 46.35%
14.03m 18.62m 14.41m 13.64m 13.53m X			
3 65115 Callander, Noni	W69 New Zealand	14.56m	47-09 26.45m 36.25%
14.43m 13.29m 13.74m 14.56m 14.37m 14.05m			
4 65036 Baker, Joy	W65 New Zealand	13.37m	43-10 24.29m 33.28%
X 9.86m 12.54m 13.00m 13.37m 11.52m			

## World Masters Games - 23/04/2017 to 29/04/2017

## Trusts Arena

## Results - Thursday Field - Age Grading: 5 Yr Indiv &amp; 5 yr Multi

## ...W60-69 Javelin Throw 500g

5	65007	Van Bockel, Adrian	W65	Australia	12.14m	39-10	22.05m	30.22%
					12.14m	X	12.14m	X
					12.10m		11.40m	

## W70 Javelin Throw 500g

Name	Age	Team	Finals	Age-Grading	Points
1 70075 Thomas, Mary	W72	Australia	20.53m	67-04	43.09m 59.03%
					19.97m 20.03m 19.83m 20.10m 20.53m 18.71m
2 70104 Myronova, Liubov	W70	Ukraine	15.39m	50-06	32.30m 44.25%
					14.89m 15.39m X 14.24m 15.17m 15.34m
3 70041 Hamilton, Beverley	W71	Australia	15.02m	49-03	31.52m 43.19%
					13.73m 14.41m 15.02m 14.88m 14.58m 14.37m
4 70085 Hooda, Sneha Lata	W73	India	10.50m	34-05	22.04m 30.19%
					8.14m X 8.58m 10.50m X 8.63m

## W75 Javelin Throw 400g

Name	Age	Team	Finals	Age-Grading	Points
1 75044 Tumurbat, Tserendo	W78	Mongolia	20.53m	67-04	46.79m 64.10%
					18.20m X 18.45m 18.24m 18.63m 20.53m
2 75043 Padia, Elsbeth	W78	United States of	20.41m	66-11	46.52m 63.72%
					18.58m 18.98m 20.41m 19.27m 16.68m 18.87m
3 75006 Banens, Janice	W75	Australia	15.79m	51-10	35.99m 49.30%
					14.78m 14.77m 15.79m 14.63m 14.13m 14.25m
4 75005 Whitaker, Justine	W75	New Zealand	14.63m	48-00	33.34m 45.68%
					12.22m 12.87m 10.24m 13.37m 12.69m 14.63m
5 75015 Tilak, Shaila	W76	India	12.09m	39-08	27.55m 37.75%
					10.49m 9.87m 11.67m 12.09m 11.24m 10.76m

## W80 Javelin Throw 400g

Name	Age	Team	Finals	Age-Grading	Points
1 80028 Kovalenskaya, Gali	W82	Russia	14.22m	46-08	38.57m 52.84%
					14.22m X X 13.32m 12.82m 12.27m

## W95+ Javelin Throw 400g

Name	Age	Team	Finals	Age-Grading	Points
1 10001 Kaur, Man	W101	India	5.12m	16-09	58.04m 79.50%
					4.23m 4.85m X 5.12m

## M30 Pole Vault

Name	Age	Team	Finals	Age-Grading	Points
1 30039 Merzdorf, Enrico	M33	Germany	3.20m	10-06.00	3.20m 52.12%
					2.80 3.00 3.20 3.40
					O O O XXX



## World Masters Games - 23/04/2017 to 29/04/2017

## Trusts Arena

## Results - Thursday Field - Age Grading: 5 Yr Indiv &amp; 5 yr Multi

## M35 Pole Vault

Name	Age Team	Finals	Age-Grading Points
1 35038 Hubner, Axel Uwe	M37 Germany	3.00m 9-10.00	3.05m 49.67%
2.60 2.80 3.00 3.20			
O XO O X			
2 35073 Costello, Gregory	M39 Australia	2.80m 9-02.25	2.84m 46.36%
1.40 2.60 2.80			
O O XO			

## M40 Pole Vault

Name	Age Team	Finals	Age-Grading Points
1 40018 Gibbons, Geoffrey	M40 Australia	3.80m 12-05.50	4.09m 66.67%
3.40 3.60 3.80 4.00			
O O O XXX			
2 40067 Bartl, Radek	M42 Czech Republic	3.40m 11-01.75	3.66m 59.65%
3.00 3.20 3.40 3.60			
O - XO XXX			
3 40080 Agramunt, Ignacio	M43 Peru	3.00m 9-10.00	3.23m 52.63%
2.60 2.80 3.00 3.20			
O XO XO XXX			
4 40026 Langford, Dennis	M41 New Zealand	2.40m 7-10.50	2.58m 42.11%
2.00 2.20 2.40 2.60			
O O O XXX			

## M45 Pole Vault

Name	Age Team	Finals	Age-Grading Points
1 45120 Gordon, Dave	M49 United Kingdom	3.60m 11-09.75	4.13m 67.29%
1.80 2.00 2.20 2.40 2.60 2.80 3.00 3.20 3.40 3.60 3.80			
O - - - O - - - O O XXX			
2 45119 Castle, James	M49 Argentina	2.20m 7-02.50	2.52m 41.12%
1.80 2.00 2.20 2.40			
O O XO XX			

## M50 Pole Vault

Name	Age Team	Finals	Age-Grading Points
1 50157 Berle, Dolf	M54 United States of	3.60m 11-09.75	4.41m 72.00%
3.30 3.40 3.50 3.60			
O - O XXO			
2 50069 Richardson, Andrew	M51 New Zealand	3.20m 10-06.00	3.92m 64.00%
2.80 2.90 3.00 3.10 3.20 3.30			
XO - O - O XXX			
3 50183 Lett, Mark	M54 New Zealand	2.70m 8-10.25	3.31m 54.00%
2.40 2.50 2.60 2.70 2.80			
O O XO O XXX			

## World Masters Games - 23/04/2017 to 29/04/2017

## Trusts Arena

## Results - Thursday Field - Age Grading: 5 Yr Indiv &amp; 5 yr Multi

## M55 Pole Vault

Name	Age Team	Finals	Age-Grading Points
1 55143 Beck, Wendell	M58 United States of	3.70m 12-01.50	4.87m 79.40%
3.70 3.80 3.90 4.00			
O - - XXX			
2 55096 Black, Murray	M57 Canada	2.60m 8-06.25	3.42m 55.79%
2.40 2.50 2.60 2.70			
O XO O XXX			

## M60 Pole Vault

Name	Age Team	Finals	Age-Grading Points
1 60120 Sparks, Douglas	M63 United States of	3.30m 10-10.00	4.69m 76.57%
3.10 3.20 3.30 3.40 3.50 3.60			
O O O - X- XX			
2 60123 Williams, Allan	M63 United Kingdom	3.20m 10-06.00	4.55m 74.25%
3.10 3.20 3.30			
XO XXO XXX			
3 60111 Gibbs, Barry	M63 Thailand	1.70m 5-07.00	2.42m 39.44%
1.50 1.60 1.70 1.80			
O - O XXX			

## M65 Pole Vault

Name	Age Team	Finals	Age-Grading Points
1 65016 Hadinger, Antonin	M65 Czech Republic	2.85m 9-04.25	4.41m 71.79%
2.20 2.30 2.40 2.50 2.60 2.65 2.70 2.75 2.80 2.85 2.90 2.95			
O - XO O O - O - XXO XXO - XXX			
2 65011 Kuhndel, Walter Gu	M65 Germany	2.80m 9-02.25	4.33m 70.53%
2.50 2.60 2.65 2.70 2.75 2.80 2.85 2.90			
O - - X - XO - XXX			
3 65094 Anderson, Murray	M68 New Zealand	2.65m 8-08.25	4.10m 66.75%
2.50 2.60 2.65 2.70 2.75			
XO - XO - XXX			
4 65022 Mikeev, Evgenii	M65 Russia	2.00m 6-06.75	3.09m 50.38%
1.80 1.90 2.00 2.10 2.20			
O - O - X			
5 65103 Neumolotov, Oleg	M68 Russia	2.00m 6-06.75	3.09m 50.38%
1.60 1.70 1.80 1.90 2.00 2.10 2.20			
O - XXO O O - XXX			
-- 65113 Seitz, Stanley	M69 Canada	NH	
2.20			
XXX			

## M70 Pole Vault

Name	Age Team	Finals	Age-Grading Points
1 70025 Rosique, Francis	M70 France	2.40m 7-10.50	4.06m 66.30%
1.80 1.90 2.00 2.10 2.20 2.30 2.40 2.50			
O - O O - X O XXX			

**World Masters Games - 23/04/2017 to 29/04/2017**

**Trusts Arena**

**Results - Thursday Field - Age Grading: 5 Yr Indiv & 5 yr Multi**

**....M70 Pole Vault**

2	70060	Anstiss, David	M72	New Zealand	2.00m	6-06.75	3.38m	55.25%
		1.60	1.70	1.80	1.90	2.00	2.10	
		O	-	-	-	O	XXX	

**M75 Pole Vault**

=====								
Name	Age	Team	Finals			Age-Grading Points		
=====								
1	75019	Strasshofer, Grego	M76	Germany	2.10m	6-10.75	3.93m	64.02%
		1.90	2.00	2.10	2.20			
		O	O	O	XXX			

**M80 Pole Vault**

=====								
Name	Age	Team	Finals			Age-Grading Points		
=====								
1	80030	Klypin, Viktor	M83	Russia	1.60m	5-03.00	3.35m	54.61%
		1.20	1.30	1.40	1.50	1.60	1.70	
		O	XO	O	O	O	XXX	

## World Masters Games - 23/04/2017 to 29/04/2017

## Trusts Arena

## Results - Age Grading: 5 Yr Indiv &amp; 5 yr Multi

## W30 100 Metre

Name	Age Team	Finals	Wind	Age-Grading
Finals				
1 30015 Godfrey, Chantelle	W31 New Zealand	13.43	NWI	13.44 78.11%
2 30037 Iyer, Ugandhrie	W33 New Zealand	13.52	NWI	13.53 77.59%
3 30042 Greer, Calabro	W34 Australia	13.62	NWI	13.63 77.02%
4 30045 McCormack, Kim	W34 New Zealand	13.63	NWI	13.64 76.96%
5 30011 Ebdon, Sarah	W31 New Zealand	14.51	NWI	14.52 72.29%

## W35 100 Metre

Name	Age Team	Finals	Wind	Age-Grading
1 35044 Aguilera Gonzalez,	W37 Chile	13.16	-1.8	13.03 80.55%
2 35041 Excell, Tracy Loui	W37 New Zealand	13.39	-1.8	13.26 79.16%
3 35051 Karja, Dedeh Erawa	W37 Indonesia	13.41	-1.8	13.28 79.05%
4 35004 Banks, Hayley	W35 New Zealand	13.73	-1.8	13.60 77.20%
5 35068 Ariztia, Consuelo	W38 Chile	13.81	-1.8	13.68 76.76%
6 35015 Jones, Joeline	W36 New Zealand	13.88	-1.8	13.75 76.37%
7 35054 Drotsky, Veruschka	W38 New Zealand	18.18	-1.8	18.00 58.31%

## W40 100 Metre

Name	Age Team	Prelims	Wind	Age-Grading	H#
Preliminaries					
1 40082 Pule'anga, Lusia p	W43 New Zealand	13.13Q	-0.9	12.54 83.70%	2
2 40043 Haddon, Olivia	W41 New Zealand	13.71Q	-0.9	13.10 80.16%	1
3 40114 Beamish-White, Ang	W44 New Zealand	14.33Q	-0.9	13.69 76.69%	1
4 40094 Raberts, Olivia Al	W43 India	14.64Q	-0.9	13.98 75.07%	2
5 40032 Bowers, Jennifer	W41 Canada	14.80Q	-0.9	14.14 74.26%	1
6 40109 Leitu, Elisapeta	W44 New Zealand	15.43Q	-0.9	14.74 71.22%	2
7 40058 Bonilla Martinez,	W42 Mexico	15.79q	-0.9	15.08 69.60%	2
8 40061 Hetaraka, Zerena	W42 New Zealand	16.06q	-0.9	15.34 68.43%	1
8 40047 Fougere, Simone	W41 New Zealand	16.06q	-0.9	15.34 68.43%	2

## W40 100 Metre

Name	Age Team	Finals	Wind	Age-Grading
Finals				
1 40082 Pule'anga, Lusia p	W43 New Zealand	13.05	-1.2	12.47 84.21%
2 40043 Haddon, Olivia	W41 New Zealand	13.32	-1.2	12.72 82.51%
3 40114 Beamish-White, Ang	W44 New Zealand	14.23	-1.2	13.59 77.23%
4 40094 Raberts, Olivia Al	W43 India	14.43	-1.2	13.78 76.16%
5 40032 Bowers, Jennifer	W41 Canada	14.81	-1.2	14.15 74.21%
6 40047 Fougere, Simone	W41 New Zealand	15.96	-1.2	15.24 68.86%
7 40058 Bonilla Martinez,	W42 Mexico	16.02	-1.2	15.30 68.60%
8 40061 Hetaraka, Zerena	W42 New Zealand	16.12	-1.2	15.40 68.18%

## World Masters Games - 23/04/2017 to 29/04/2017

## Trusts Arena

## Results - Age Grading: 5 Yr Indiv &amp; 5 yr Multi

## W45 100 Metre

Name	Age Team	Prelims	Wind	Age-Grading	H#
Preliminaries					
1 45023 Lile, Julia	W45 New Zealand	14.34Q	-1.8	13.19 79.57%	2
2 45084 Dunlop-Fraser, Jul	W47 New Zealand	14.74Q	-3.3	13.56 77.41%	1
3 45104 Green, Phillipa	W48 New Zealand	14.52Q	-1.8	13.36 78.58%	2
4 45068 Ingram, Richelle	W47 Australia	14.80Q	-3.3	13.62 77.09%	1
5 45115 Ludbrook, Kim Loui	W48 Australia	15.25Q	-3.3	14.03 74.82%	1
6 45008 Howell, Jacqueline	W45 New Zealand	15.71Q	-1.8	14.45 72.63%	2
7 45058 McMillan, Dale	W49 New Zealand	15.98q	-3.3	14.70 71.40%	1
8 45137 Andrews, Lucy	W49 New Zealand	16.10q	-1.8	14.81 70.87%	2
9 45063 Zuniga, Leila	W47 Canada	16.15	-1.8	14.86 70.65%	2
10 45122 Zammit, Vanessa Jo	W49 Australia	17.93	-1.8	16.49 63.64%	2

## W45 100 Metre

Name	Age Team	Finals	Wind	Age-Grading
Finals				
1 45023 Lile, Julia	W45 New Zealand	14.11	-1.1	12.98 80.86%
2 45084 Dunlop-Fraser, Jul	W47 New Zealand	14.23	-1.1	13.09 80.18%
3 45104 Green, Phillipa	W48 New Zealand	14.43	-1.1	13.27 79.07%
3 45068 Ingram, Richelle	W47 Australia	14.43	-1.1	13.27 79.07%
5 45115 Ludbrook, Kim Loui	W48 Australia	14.92	-1.1	13.73 76.47%
6 45008 Howell, Jacqueline	W45 New Zealand	15.49	-1.1	14.25 73.66%
7 45058 McMillan, Dale	W49 New Zealand	15.78	-1.1	14.52 72.31%
8 45137 Andrews, Lucy	W49 New Zealand	16.02	-1.1	14.74 71.22%

## W50 100 Metre

Name	Age Team	Prelims	Wind	Age-Grading	H#
Preliminaries					
1 50105 Munizaga, Claudia	W52 Chile	13.74Q	-1.5	12.16 86.32%	2
2 50059 Martin, Louise	W51 New Zealand	14.47Q	-1.6	12.80 81.96%	1
3 50173 Wilson, Elizabeth	W54 New Zealand	14.23Q	-1.5	12.59 83.35%	2
4 50086 Carlin, April	W52 Australia	15.03Q	-1.6	13.30 78.91%	1
5 50165 Warbrick, Joy	W54 New Zealand	14.75Q	-1.5	13.05 80.41%	2
6 50021 Roth, Kimberly	W50 Canada	15.59Q	-1.6	13.79 76.07%	1
7 50136 Mistry, Khurshid	W53 India	15.73q	-1.5	13.92 75.40%	2
8 50121 Prasad, Minoti	W53 India	15.86q	-1.6	14.03 74.78%	1
9 50099 Culhane, Sarah	W52 Australia	16.29	-1.6	14.41 72.81%	1
10 50153 Horton, Ruth	W54 Cook Island	17.82	-1.5	15.77 66.55%	2
11 50158 Tamatea-Scown, She	W54 New Zealand	18.47	-1.6	16.34 64.21%	1
12 50117 Becker, Jacolize	W53 New Zealand	21.90	-1.6	19.37 54.16%	1

## W50 100 Metre

Name	Age Team	Finals	Wind	Age-Grading
Finals				
1 50105 Munizaga, Claudia	W52 Chile	13.49	-1.1	11.94 87.92%
2 50173 Wilson, Elizabeth	W54 New Zealand	13.72	-1.1	12.14 86.44%
3 50059 Martin, Louise	W51 New Zealand	14.15	-1.1	12.52 83.82%
4 50165 Warbrick, Joy	W54 New Zealand	14.45	-1.1	12.78 82.08%

## World Masters Games - 23/04/2017 to 29/04/2017

## Trusts Arena

## Results - Age Grading: 5 Yr Indiv &amp; 5 yr Multi

## ...W50 100 Metre

5	50136	Mistry, Khurshid	W53	India	15.06	-1.1	13.32	78.75%
6	50086	Carlin, April	W52	Australia	15.13	-1.1	13.39	78.39%
7	50121	Prasad, Minoti	W53	India	15.48	-1.1	13.70	76.61%
8	50021	Roth, Kimberly	W50	Canada	15.70	-1.1	13.89	75.54%

## W55 100 Metre

Name	Age	Team	Prelims	Wind	Age-Grading	H#			
Preliminaries									
1	55044	Hayman, Jill	W56	New Zealand	14.90Q	-1.3	12.66	82.89%	2
2	55128	Eades, Teresa	W58	United Kingdom	15.78Q	-2.8	13.41	78.26%	1
3	55038	Heyrick, Rosemary	W55	New Zealand	14.95Q	-1.3	12.70	82.61%	2
4	55015	Vershanskaya, Liub	W55	Russia	16.72Q	-2.8	14.20	73.86%	1
5	55046	Shook, Kathleen	W56	United States of	15.03Q	-1.3	12.77	82.17%	2
6	55132	Phelps, Jo	W58	United States of	16.95Q	-2.8	14.40	72.86%	1
7	55028	Stenseth, Maren	W55	United States of	15.55q	-1.3	13.21	79.42%	2
8	55170	Cubban, Ellena	W59	Australia	16.96q	-1.3	14.41	72.82%	2
9	55002	Robertson, Glynis	W55	Australia	18.78	-2.8	15.95	65.76%	1
10	55053	Schraft, Heidi	W56	Canada	20.85	-2.8	17.71	59.23%	1
11	55045	Nair, Savitri	W56	New Zealand	26.40	-2.8	22.42	46.78%	1

## W55 100 Metre

Name	Age	Team	Finals	Wind	Age-Grading			
Finals								
1	55044	Hayman, Jill	W56	New Zealand	14.63	-1.8	12.43	84.42%
2	55038	Heyrick, Rosemary	W55	New Zealand	14.69	-1.8	12.48	84.07%
3	55046	Shook, Kathleen	W56	United States of	14.73	-1.8	12.51	83.84%
4	55028	Stenseth, Maren	W55	United States of	15.47	-1.8	13.14	79.83%
5	55128	Eades, Teresa	W58	United Kingdom	15.52	-1.8	13.18	79.57%
6	55015	Vershanskaya, Liub	W55	Russia	16.18	-1.8	13.75	76.33%
7	55132	Phelps, Jo	W58	United States of	16.56	-1.8	14.07	74.58%
7	55170	Cubban, Ellena	W59	Australia	16.56	-1.8	14.07	74.58%

## W60 100 Metre

Name	Age	Team	Prelims	Wind	Age-Grading	H#			
Preliminaries									
1	60075	Carmichael, Catrio	W62	Australia	16.56Q	-3.4	13.48	77.84%	2
2	60043	Ramos do Silva Mor	W61	New Zealand	18.82Q	-1.5	15.32	68.49%	1
3	60134	Dassie, Susan	W64	United Kingdom	16.74Q	-3.4	13.63	77.00%	2
4	60013	Horvath, Gyorgyi	W60	Hungary	21.37Q	-1.5	17.40	60.32%	1
5	60110	Burden, Noeline	W63	New Zealand	17.35Q	-3.4	14.13	74.29%	2
6	60137	Liskova, Jozefa	W64	Slovakia	23.66Q	-1.5	19.26	54.48%	1
7	60108	Murray, Anne	W63	Canada	19.67q	-3.4	16.02	65.53%	2

## W60 100 Metre

Name	Age	Team	Finals	Wind	Age-Grading			
Finals								
1	60075	Carmichael, Catrio	W62	Australia	15.94	-1.5	12.98	80.87%

## World Masters Games - 23/04/2017 to 29/04/2017

## Trusts Arena

## Results - Age Grading: 5 Yr Indiv &amp; 5 yr Multi

## ...W60 100 Metre

2	60134	Dassie, Susan	W64	United Kingdom	16.51	-1.5	13.44	78.07%
3	60148	Dion, Brenda	W60	Canada	16.91	-1.5	13.77	76.23%
4	60110	Burden, Noeline	W63	New Zealand	17.33	-1.5	14.11	74.38%
5	60043	Ramos do Silva Mor	W61	New Zealand	17.76	-1.5	14.46	72.58%
6	60108	Murray, Anne	W63	Canada	19.13	-1.5	15.58	67.38%
7	60013	Horvath, Gyorgyi	W60	Hungary	21.30	-1.5	17.34	60.52%
8	60137	Liskova, Jozefa	W64	Slovakia	23.98	-1.5	19.52	53.75%

## W65 100 Metre

Name	Age	Team	Prelims	Wind	Age-Grading	H#			
Preliminaries									
1	65119	Gower, Sheryl	W69	New Zealand	16.21Q	-1.4	12.63	83.10%	1
2	65048	Bowmar, Nancy	W66	New Zealand	17.63Q	-1.5	13.74	76.40%	2
3	65014	Mason, Jennifer	W65	New Zealand	17.87Q	-1.5	13.92	75.38%	2
4	65101	Deleiros, Anne	W68	New Zealand	18.12Q	-1.4	14.12	74.34%	1
5	65040	Cate, Lorraine	W66	New Zealand	19.23Q	-1.5	14.98	70.05%	2
6	65059	Coneybear, Patrica	W66	New Zealand	20.13Q	-1.4	15.68	66.92%	1
7	65120	Henry, Raewyn	W68	New Zealand	21.70q	-1.5	16.90	62.07%	2
8	65063	Oliver, Violet	W67	New Zealand	23.38q	-1.5	18.21	57.61%	2

## W65 100 Metre

Name	Age	Team	Finals	Wind	Age-Grading			
Finals								
1	65119	Gower, Sheryl	W69	New Zealand	16.21	-2.0	12.63	83.10%
2	65014	Mason, Jennifer	W65	New Zealand	16.61	-2.0	12.94	81.10%
3	65048	Bowmar, Nancy	W66	New Zealand	16.97	-2.0	13.22	79.38%
4	65101	Deleiros, Anne	W68	New Zealand	17.58	-2.0	13.70	76.62%
5	65040	Cate, Lorraine	W66	New Zealand	18.42	-2.0	14.35	73.13%
6	65059	Coneybear, Patrica	W66	New Zealand	20.28	-2.0	15.80	66.42%
7	65063	Oliver, Violet	W67	New Zealand	22.93	-2.0	17.86	58.74%

## W70 100 Metre

Name	Age	Team	Finals	Wind	Age-Grading			
1	70086	Waring, Christine	W73	New Zealand	16.76	-1.8	12.40	84.61%
2	70024	Anderson, Lois	W70	New Zealand	17.65	-1.8	13.06	80.34%
3	70105	Crooke, Margaret	W70	New Zealand	17.89	-1.8	13.24	79.26%
4	70101	Jones, Glenyss	W74	New Zealand	18.82	-1.8	13.92	75.35%
5	70017	Halmova, Annamaria	W70	Slovakia	19.43	-1.8	14.38	72.98%
6	70009	Tong, Lorraine	W70	New Zealand	19.55	-1.8	14.46	72.53%
7	70031	Hartley, Patricia	W70	New Zealand	20.55	-1.8	15.20	69.00%
8	70034	McNeil, Lynn	W71	New Zealand	20.84	-1.8	15.42	68.04%

## W75 100 Metre

Name	Age	Team	Finals	Wind	Age-Grading			
1	75055	Hammond, Judith	W79	New Zealand	20.38	-1.6	14.17	74.04%
2	75034	Sharma, Usha	W78	India	30.29	-1.6	21.06	49.82%
3	75015	Tilak, Shaila	W76	India	31.43	-1.6	21.85	48.01%

## World Masters Games - 23/04/2017 to 29/04/2017

## Trusts Arena

## Results - Age Grading: 5 Yr Indiv &amp; 5 yr Multi

## W80 100 Metre

Name	Age Team	Finals	Wind	Age-Grading
1 80006 Daprano, Jean	W80 United States of	21.50	-1.9	13.81 76.00%

## W85 100 Metre

Name	Age Team	Finals	Wind	Age-Grading
1 85013 Petley, Marcia	W88 New Zealand	24.34	-2.1	14.02 74.82%
2 85006 van der Veeken, Cl	W85 New Zealand	29.27	-2.1	16.86 62.21%

## W100 100 Metre

Name	Age Team	Finals	Wind	Age-Grading
1 10001 Kaur, Man	W101 India	1:14.56	-2.1	20.18 52.00%

## W30 200 Metre

Name	Age Team	Finals	Wind	Age-Grading
1 30037 Iyer, Ugandhrie	W33 New Zealand	26.82	-0.1	26.83 79.57%
2 30042 Greer, Calabro	W34 Australia	27.67	-0.1	27.68 77.12%
3 30011 Ebdon, Sarah	W31 New Zealand	28.74	-0.1	28.75 74.25%
-- 30015 Godfrey, Chantelle	W31 New Zealand	DQ	-0.1	Rule 163.3

## W35 200 Metre

Name	Age Team	Finals	Wind	Age-Grading
1 35051 Karja, Dedeh Erawa	W37 Indonesia	25.86	0.9	25.09 85.07%
2 35041 Excell, Tracy Loui	W37 New Zealand	26.61	0.9	25.82 82.68%
3 35070 Edwards, Lisa	W38 United States of	26.93	0.9	26.13 81.69%
4 35015 Jones, Joeline	W36 New Zealand	27.47	0.9	26.66 80.09%

## W40 200 Metre

Name	Age Team	Finals	Wind	Age-Grading
1 40082 Pule'anga, Lusia p	W43 New Zealand	26.93	-1.2	25.16 84.81%
2 40051 Gambaro, Catherine	W41 New Zealand	28.84	-1.2	26.95 79.20%
3 40094 Raberts, Olivia Al	W43 India	29.60	-1.2	27.66 77.16%
4 40032 Bowers, Jennifer	W41 Canada	31.10	-1.2	29.06 73.44%
5 40061 Hetaraka, Zerena	W42 New Zealand	32.71	-1.2	30.56 69.83%
6 40109 Leitu, Elisapeta	W44 New Zealand	34.22	-1.2	31.97 66.74%
7 40021 Charles, Virginie	W40 French Polynesia	37.15	-1.2	34.71 61.48%
-- 40043 Haddon, Olivia	W41 New Zealand	DNF	-1.2	

## W45 200 Metre

Name	Age Team	Prelims	Wind	Age-Grading	H#
Preliminaries					
1 45026 Shattky, Anna	W45 New Zealand	27.66Q	-0.3	24.85 85.90%	1
2 45023 Lile, Julia	W45 New Zealand	29.34Q	-0.5	26.36 80.98%	2



## World Masters Games - 23/04/2017 to 29/04/2017

## Trusts Arena

## Results - Age Grading: 5 Yr Indiv &amp; 5 yr Multi

## ...W45 200 Metre

3	45084	Dunlop-Fraser, Jul	W47	New Zealand	29.54Q	-0.3	26.54	80.43%	1
4	45068	Ingram, Richelle	W47	Australia	29.57Q	-0.5	26.56	80.35%	2
5	45115	Ludbrook, Kim Loui	W48	Australia	31.14Q	-0.5	27.97	76.30%	2
6	45058	McMillan, Dale	W49	New Zealand	31.84Q	-0.3	28.60	74.62%	1
7	45008	Howell, Jacqueline	W45	New Zealand	32.02q	-0.5	28.77	74.20%	2
8	45137	Andrews, Lucy	W49	New Zealand	33.33q	-0.3	29.94	71.29%	1
9	45030	Chaffey, Mareea	W45	Australia	34.77	-0.5	31.24	68.33%	2

## W45 200 Metre

Name	Age	Team	Finals	Wind	Age-Grading
------	-----	------	--------	------	-------------

## Finals

1	45026	Shattky, Anna	W45	New Zealand	27.62	0.2	24.81	86.02%
2	45023	Lile, Julia	W45	New Zealand	28.75	0.2	25.83	82.64%
3	45084	Dunlop-Fraser, Jul	W47	New Zealand	28.81	0.2	25.88	82.47%
4	45068	Ingram, Richelle	W47	Australia	29.84	0.2	26.81	79.62%
5	45115	Ludbrook, Kim Loui	W48	Australia	30.86	0.2	27.72	76.99%
6	45058	McMillan, Dale	W49	New Zealand	31.25	0.2	28.07	76.03%
7	45008	Howell, Jacqueline	W45	New Zealand	32.19	0.2	28.92	73.81%
8	45137	Andrews, Lucy	W49	New Zealand	32.55	0.2	29.24	73.00%

## W50 200 Metre

Name	Age	Team	Prelims	Wind	Age-Grading	H#
------	-----	------	---------	------	-------------	----

## Preliminaries

1	50105	Munizaga, Claudia	W52	Chile	28.19Q	-1.3	24.31	87.80%	2
2	50173	Wilson, Elizabeth	W54	New Zealand	28.43Q	-0.6	24.52	87.06%	1
3	50059	Martin, Louise	W51	New Zealand	29.38Q	-0.6	25.34	84.24%	1
4	50136	Mistry, Khurshid	W53	India	31.80Q	-1.3	27.42	77.83%	2
5	50165	Warbrick, Joy	W54	New Zealand	29.91Q	-0.6	25.79	82.75%	1
6	50041	Naran, Luvsan-ish	W50	New Zealand	37.91Q	-1.3	32.69	65.29%	2
7	50086	Carlin, April	W52	Australia	30.91q	-0.6	26.66	80.07%	1
8	50172	Goulter, Anne	W54	New Zealand	33.22q	-0.6	28.65	74.50%	1
9	50154	Teriierooriterai,	W54	French Polynesia	34.86	-0.6	30.06	71.00%	1
10	50158	Tamatea-Scown, She	W54	New Zealand	42.31	-1.3	36.48	58.50%	2

## W50 200 Metre

Name	Age	Team	Finals	Wind	Age-Grading
------	-----	------	--------	------	-------------

## Finals

1	50105	Munizaga, Claudia	W52	Chile	27.89	-0.7	24.05	88.74%
2	50173	Wilson, Elizabeth	W54	New Zealand	27.98	-0.7	24.13	88.46%
3	50059	Martin, Louise	W51	New Zealand	29.15	-0.7	25.14	84.91%
4	50165	Warbrick, Joy	W54	New Zealand	29.77	-0.7	25.67	83.14%
5	50086	Carlin, April	W52	Australia	31.39	-0.7	27.07	78.85%
6	50136	Mistry, Khurshid	W53	India	31.75	-0.7	27.38	77.95%
7	50041	Naran, Luvsan-ish	W50	New Zealand	37.99	-0.7	32.76	65.15%

## World Masters Games - 23/04/2017 to 29/04/2017

## Trusts Arena

## Results - Age Grading: 5 Yr Indiv &amp; 5 yr Multi

## W55 200 Metre

Name	Age	Team	Prelims	Wind	Age-Grading	H#
Preliminaries						
1 55046 Shook, Kathleen	W56	United States of	30.20Q	-1.2	24.96 85.53%	1
2 55038 Heyrick, Rosemary	W55	New Zealand	30.68Q	-0.5	25.35 84.19%	2
3 55044 Hayman, Jill	W56	New Zealand	30.92Q	-0.5	25.55 83.54%	2
4 55015 Vershanskaya, Liub	W55	Russia	34.23Q	-1.2	28.29 75.46%	1
5 55079 Welbourn, Elizabet	W56	United Kingdom	32.70Q	-0.5	27.02 78.99%	2
6 55031 Graham, Kathryn	W55	New Zealand	34.53Q	-1.2	28.53 74.80%	1
7 55132 Phelps, Jo	W58	United States of	35.61q	-0.5	29.43 72.54%	2
8 55170 Cubban, Ellena	W59	Australia	36.26q	-1.2	29.96 71.24%	1
9 55041 Johnston, Lysten	W55	French Polynesia	38.43	-1.2	31.76 67.21%	1
10 55115 Archibald, Sandra	W58	Canada	41.29	-0.5	34.12 62.56%	2
11 55053 Schraft, Heidi	W56	Canada	43.02	-0.5	35.55 60.04%	2
12 55092 Peksis, Julie	W57	Australia	44.08	-1.2	36.42 58.60%	1
13 55045 Nair, Savitri	W56	New Zealand	55.57	-1.2	45.92 46.48%	1

## W55 200 Metre

Name	Age	Team	Finals	Wind	Age-Grading	Points
Finals						
1 55046 Shook, Kathleen	W56	United States of	29.44	+0.0	24.33 87.74%	
2 55044 Hayman, Jill	W56	New Zealand	30.29	+0.0	25.03 85.28%	
3 55038 Heyrick, Rosemary	W55	New Zealand	30.44	+0.0	25.15 84.86%	
4 55079 Welbourn, Elizabet	W56	United Kingdom	31.72	+0.0	26.21 81.43%	
5 55132 Phelps, Jo	W58	United States of	35.11	+0.0	29.01 73.57%	
6 55170 Cubban, Ellena	W59	Australia	35.93	+0.0	29.69 71.89%	
-- 55031 Graham, Kathryn	W55	New Zealand	DNF	+0.0		

## W60 200 Metre

Name	Age	Team	Finals	Wind	Age-Grading	Points
1 60075 Carmichael, Catrio	W62	Australia	35.34	-1.2	27.93 76.43%	
2 60110 Burden, Noeline	W63	New Zealand	37.21	-1.2	29.41 72.59%	
3 60043 Ramos do Silva Mor	W61	New Zealand	39.47	-1.2	31.19 68.43%	
4 60108 Murray, Anne	W63	Canada	40.50	-1.2	32.01 66.69%	

## W65 200 Metre

Name	Age	Team	Finals	Wind	Age-Grading
1 65018 Kirkman, Gail	W65	New Zealand	31.66	-0.9	23.88 89.36%
2 65119 Gower, Sheryl	W69	New Zealand	33.01	-0.9	24.90 85.70%
3 65036 Baker, Joy	W65	New Zealand	35.79	-0.9	27.00 79.04%
4 65049 Ashe, Tui	W66	New Zealand	37.56	-0.9	28.33 75.32%
5 65099 Ayur, Gunchin	W68	Mongolia	47.04	-0.9	35.48 60.14%

## W70 200 Metre

Name	Age	Team	Finals	Wind	Age-Grading
1 70070 Allison, Marjorie	W72	Australia	33.00	-0.6	23.33 91.48%
2 70086 Waring, Christine	W73	New Zealand	35.31	-0.6	24.96 85.50%

## World Masters Games - 23/04/2017 to 29/04/2017

## Trusts Arena

## Results - Age Grading: 5 Yr Indiv &amp; 5 yr Multi

## ...W70 200 Metre

3	70024	Anderson, Lois	W70	New Zealand	36.79	-0.6	26.01	82.06%
4	70101	Jones, Glenyss	W74	New Zealand	39.54	-0.6	27.95	76.35%
5	70017	Halmova, Annamaria	W70	Slovakia	41.12	-0.6	29.07	73.42%
6	70087	Kazakova, Nina	W73	Russia	43.91	-0.6	31.04	68.75%

## W80 200 Metre

Name	Age	Team	Finals	Wind	Age-Grading
1 80006 Daprano, Jean	W80	United States of	43.12	-1.9	25.26 84.51%

## W85 200 Metre

Name	Age	Team	Finals	Wind	Age-Grading
1 85013 Petley, Marcia	W88	New Zealand	54.50	-1.9	26.88 79.39%

## W90+ 200 Metre

Name	Age	Team	Finals	Wind	Age-Grading
1 10001 Kaur, Man	W101	India	2:58.89	-1.9	34.30 62.23%

## W30 400 Metre

Name	Age	Team	Finals	Age-Grading
1 30015 Godfrey, Chantelle	W31	New Zealand	1:00.73	1:00.74 78.38%
2 30011 Ebdon, Sarah	W31	New Zealand	1:07.49	1:07.50 70.53%
3 30018 Kolhapure, Sheetal	W31	India	1:09.25	1:09.26 68.74%
4 30048 Sims, Alison	W34	Australia	1:13.24	1:13.25 64.99%

## W35 400 Metre

Name	Age	Team	Finals	Age-Grading
1 35015 Jones, Joeline	W36	New Zealand	1:03.39	1:02.12 76.64%
2 35070 Edwards, Lisa	W38	United States of	1:06.56	1:05.23 72.99%

## W40 400 Metre

Name	Age	Team	Prelims	Age-Grading	H#
Preliminaries					
1 40059 Briffa, Renee	W42	Australia	1:02.54Q	58.74 81.05%	2
2 40043 Haddon, Olivia	W41	New Zealand	1:04.84Q	1:00.90 78.18%	1
3 40082 Pule'anga, Lusia p	W43	New Zealand	1:02.61Q	58.80 80.96%	2
4 40004 Van Den Bulk, Jean	W40	Canada	1:05.57Q	1:01.58 77.31%	1
5 40051 Gambaro, Catherine	W41	New Zealand	1:05.06Q	1:01.10 77.91%	2
6 40074 Rowberry, Rachael	W42	New Zealand	1:06.85Q	1:02.78 75.83%	1
7 40094 Raberts, Olivia Al	W43	India	1:10.72q	1:06.42 71.68%	1
8 40081 Lee, Vivian Wing-s	W43	S.A.R China	1:12.30q	1:07.90 70.11%	1
9 40021 Charles, Virginie	W40	French Polynesia	1:41.23	1:35.07 50.07%	2

## World Masters Games - 23/04/2017 to 29/04/2017

## Trusts Arena

## Results - Age Grading: 5 Yr Indiv &amp; 5 yr Multi

## W40 400 Metre

Name	Age Team	Finals	Age-Grading
Finals			
1 40004 Van Den Bulk, Jean	W40 Canada	1:00.66	56.97 83.56%
2 40059 Briffa, Renee	W42 Australia	1:01.83	58.07 81.98%
3 40082 Pule'anga, Lusia p	W43 New Zealand	1:03.46	59.60 79.88%
4 40051 Gambaro, Catherine	W41 New Zealand	1:05.02	1:01.07 77.96%
5 40074 Rowberry, Rachael	W42 New Zealand	1:07.45	1:03.35 75.15%
6 40094 Raberts, Olivia Al	W43 India	1:09.21	1:05.00 73.24%
7 40081 Lee, Vivian Wing-s	W43 S.A.R China	1:12.94	1:08.50 69.50%

## W45 400 Metre

Name	Age Team	Finals	Age-Grading
1 45105 Savidova, Tamara	W48 Russia	1:06.67	59.89 79.48%
2 45068 Ingram, Richelle	W47 Australia	1:11.30	1:04.05 74.32%
3 45058 McMillan, Dale	W49 New Zealand	1:12.11	1:04.78 73.48%
4 45137 Andrews, Lucy	W49 New Zealand	1:13.01	1:05.59 72.58%
5 45034 Nayee, Jayshreeben	W46 New Zealand	1:47.18	1:36.28 49.44%

## W50 400 Metre

Name	Age Team	Finals	Age-Grading
1 50173 Wilson, Elizabeth	W54 New Zealand	1:04.58	55.38 85.96%
2 50059 Martin, Louise	W51 New Zealand	1:08.11	58.41 81.50%
3 50141 Morgunova, Alexand	W53 Russia	1:14.47	1:03.86 74.54%
4 50068 Finegan, Geraldine	W51 Ireland	1:15.12	1:04.42 73.90%
5 50086 Carlin, April	W52 Australia	1:15.90	1:05.09 73.14%
6 50129 Hulena, Karen	W53 New Zealand	1:20.92	1:09.39 68.60%
7 50041 Naran, Luvsan-ish	W50 New Zealand	1:34.02	1:20.63 59.04%

## W55 400 Metre

Name	Age Team	Finals	Age-Grading
1 55046 Shook, Kathleen	W56 United States of	1:09.37	56.66 84.01%
2 55038 Heyrick, Rosemary	W55 New Zealand	1:10.88	57.89 82.22%
3 55041 Johnston, Lysten	W55 French Polynesia	1:32.78	1:15.78 62.82%
4 55115 Archibald, Sandra	W58 Canada	1:39.20	1:21.02 58.75%

## W60 400 Metre

Name	Age Team	Finals	Age-Grading
1 60136 Feltz, Deborah	W64 United States of	1:22.27	1:03.48 75.00%
2 60058 Bernett, Tracey	W61 United States of	1:26.45	1:06.70 71.37%
3 60074 Erdenechimeg, Nats	W62 Mongolia	1:27.58	1:07.57 70.45%

## W65 400 Metre

Name	Age Team	Finals	Age-Grading
1 65018 Kirkman, Gail	W65 New Zealand	1:12.72	52.37 90.90%

## World Masters Games - 23/04/2017 to 29/04/2017

## Trusts Arena

## Results - Age Grading: 5 Yr Indiv &amp; 5 yr Multi

## ...W65 400 Metre

2	65030	Laban, Elizabeth	W65	New Zealand	1:14.74	53.83	88.44%
3	65053	Smith, Jennifer	W66	New Zealand	1:20.13	57.71	82.49%
4	65119	Gower, Sheryl	W69	New Zealand	1:23.39	1:00.05	79.27%
5	65036	Baker, Joy	W65	New Zealand	1:26.40	1:02.22	76.50%
6	65099	Ayur, Gunchin	W68	Mongolia	1:55.05	1:22.85	57.45%

## W70 400 Metre

Name	Age	Team	Finals	Age-Grading
1 70070 Allison, Marjorie	W72	Australia	1:19.86	52.73 90.28%
2 70086 Waring, Christine	W73	New Zealand	1:26.73	57.26 83.13%
3 70090 Mercer, Erica	W73	Argentina	1:37.69	1:04.50 73.80%
4 70087 Kazakova, Nina	W73	Russia	1:42.25	1:07.51 70.51%
5 70008 Farmer, Maureen	W70	New Zealand	1:45.45	1:09.62 68.37%
6 70063 Rocnakova, Milosla	W72	Czech Republic	1:46.64	1:10.41 67.61%
7 70053 Frable, Kathleen	W71	United States of	1:46.96	1:10.62 67.41%

## W80 400 Metre

Name	Age	Team	Finals	Age-Grading
1 80006 Daprano, Jean	W80	United States of	1:45.37	52.96 89.88%

## W30 800 Metre

Name	Age	Team	Finals	Age-Grading
1 30018 Kolhapure, Sheetal	W31	India	2:51.20	2:51.21 66.17%
2 30048 Sims, Alison	W34	Australia	2:51.95	2:51.96 65.88%

## W35 800 Metre

Name	Age	Team	Finals	Age-Grading
1 35033 Winkler, Tamara	W37	Switzerland	2:14.10	2:13.45 84.89%
2 35017 Clarke, Andrea	W36	New Zealand	2:39.35	2:38.57 71.44%
3 35046 Topic, Delilah	W37	Canada	3:29.02	3:28.00 54.46%

## W40 800 Metre

Name	Age	Team	Finals	Age-Grading
1 40074 Rowberry, Rachael	W42	New Zealand	2:59.78	2:51.46 66.07%
2 40094 Raberts, Olivia Al	W43	India	3:02.00	2:53.58 65.26%

## W45 800 Metre

Name	Age	Team	Finals	Age-Grading
1 45072 Bacon, Catherine	W47	New Zealand	2:43.86	2:29.49 75.78%
2 45137 Andrews, Lucy	W49	New Zealand	2:45.76	2:31.23 74.91%
3 45081 Wells, Sarah	W47	United Kingdom	3:18.01	3:00.65 62.71%

**World Masters Games - 23/04/2017 to 29/04/2017****Trusts Arena****Results - Age Grading: 5 Yr Indiv & 5 yr Multi****W50 800 Metre**

Name	Age Team	Finals	Age-Grading
1 50138 Hunt, Sally	W53 Australia	2:47.02	2:25.46 77.88%
2 50141 Morgunova, Alexand	W53 Russia	2:47.72	2:26.07 77.55%
3 50101 Dyer, Rosalind	W52 Australia	3:46.65	3:17.39 57.39%

**W55 800 Metre**

Name	Age Team	Finals	Age-Grading
1 55030 Gunn, Victoria	W55 Australia	2:35.69	2:09.15 87.71%
2 55130 Basman, Robyn	W58 Australia	2:36.75	2:10.03 87.12%
3 55005 Stewart, Wendy	W55 Australia	2:46.32	2:17.97 82.11%

**W60 800 Metre**

Name	Age Team	Finals	Age-Grading
1 60058 Bennett, Tracey	W61 United States of	3:05.18	2:25.33 77.95%
2 60136 Feltz, Deborah	W64 United States of	3:05.98	2:25.96 77.61%
3 60074 Erdenechimeg, Nats	W62 Mongolia	3:17.21	2:34.78 73.19%
4 60003 Velcic, Marianne	W60 Canada	3:42.00	2:54.23 65.02%
5 60043 Ramos do Silva Mor	W61 New Zealand	3:47.53	2:58.57 63.44%

**W65 800 Metre**

Name	Age Team	Finals	Age-Grading
1 65018 Kirkman, Gail	W65 New Zealand	2:49.66	2:04.57 90.94%
2 65036 Baker, Joy	W65 New Zealand	3:14.96	2:23.14 79.14%
3 65053 Smith, Jennifer	W66 New Zealand	3:19.53	2:26.50 77.33%
4 65054 Falkner, Beverley	W66 New Zealand	3:45.37	2:45.47 68.46%
5 65099 Ayur, Gunchin	W68 Mongolia	4:17.92	3:09.37 59.82%

**W70 800 Metre**

Name	Age Team	Finals	Age-Grading
1 70090 Mercer, Erica	W73 Argentina	3:46.68	2:33.06 74.01%
2 70053 Frable, Kathleen	W71 United States of	3:51.21	2:36.12 72.56%
3 70008 Farmer, Maureen	W70 New Zealand	3:55.55	2:39.05 71.22%

**W80 800 Metre**

Name	Age Team	Finals	Age-Grading
1 80006 Daprano, Jean	W80 United States of	3:55.37	2:02.87 92.20%

**W30 1500 Metre**

Name	Age Team	Finals	Age-Grading
1 30018 Kolhapure, Sheetal	W31 India	5:50.75	5:50.76 66.28%
2 30048 Sims, Alison	W34 Australia	5:54.87	5:54.88 65.51%
3 30040 Jadhav, Sherya Sac	W34 India	7:40.33	7:40.34 50.50%

## World Masters Games - 23/04/2017 to 29/04/2017

## Trusts Arena

## Results - Age Grading: 5 Yr Indiv &amp; 5 yr Multi

## W35 1500 Metre

Name	Age Team	Finals	Age-Grading
1 35033 Winkler, Tamara	W37 Switzerland	4:49.18	4:45.48 81.43%
2 35009 Jadhav, Shubhangi	W36 India	6:15.18	6:10.38 62.76%

## W40 1500 Metre

Name	Age Team	Finals	Age-Grading
1 40039 McRae, Anna	W41 New Zealand	5:30.61	5:12.66 74.35%

## W45 1500 Metre

Name	Age Team	Finals	Age-Grading
1 45047 Malmberg, Ceilla H	W46 Australia	5:11.61	4:41.76 82.51%
2 45072 Bacon, Catherine	W47 New Zealand	5:44.96	5:11.92 74.53%
3 45137 Andrews, Lucy	W49 New Zealand	5:48.01	5:14.68 73.88%
4 45076 Rodrigues Legal, I	W47 Brazil	6:09.64	5:34.23 69.55%

## W50 1500 Metre

Name	Age Team	Finals	Age-Grading
1 50148 Gibbs, Sally	W53 New Zealand	4:59.95	4:18.77 89.84%
2 50138 Hunt, Sally	W53 Australia	5:47.09	4:59.44 77.64%
3 50018 Smith, Corinne	W50 New Zealand	6:06.39	5:16.09 73.55%

## W55 1500 Metre

Name	Age Team	Finals	Age-Grading
1 55130 Basman, Robyn	W58 Australia	5:19.44	4:22.33 88.62%
2 55030 Gunn, Victoria	W55 Australia	5:26.62	4:28.23 86.67%
3 55005 Stewart, Wendy	W55 Australia	5:40.13	4:39.32 83.23%
4 55078 Smith, Carolyn	W56 New Zealand	5:41.52	4:40.46 82.89%
5 55092 Peksis, Julie	W57 Australia	6:46.29	5:33.65 69.68%
6 55109 Lewis, Patricia	W57 Australia	7:22.77	6:03.61 63.94%
7 55053 Schraft, Heidi	W56 Canada	8:02.04	6:35.86 58.73%
8 55071 D Souza, Tereza Th	W56 India	8:07.23	6:40.12 58.10%

## W60 1500 Metre

Name	Age Team	Finals	Age-Grading
1 60028 Adamson, Christine	W60 New Zealand	5:52.51	4:33.52 84.99%
2 60058 Bennett, Tracey	W61 United States of	6:18.95	4:54.03 79.06%
3 60136 Feltz, Deborah	W64 United States of	6:27.25	5:00.47 77.37%
4 60087 Baker, Robyn	W62 Australia	7:30.96	5:49.90 66.44%

## W65 1500 Metre

Name	Age Team	Finals	Age-Grading
1 65053 Smith, Jennifer	W66 New Zealand	6:54.64	5:00.29 77.42%

## World Masters Games - 23/04/2017 to 29/04/2017

## Trusts Arena

## Results - Age Grading: 5 Yr Indiv &amp; 5 yr Multi

## ...W65 1500 Metre

2	65054	Falkner, Beverley	W66	New Zealand	7:36.50	5:30.60	70.32%
3	65090	Ramond, Evelyne	W68	French Polynesia	7:46.85	5:38.10	68.76%

## W70 1500 Metre

Name	Age	Team	Finals	Age-Grading
1 70090 Mercer, Erica	W73	Argentina	7:48.22	5:10.67 74.83%
2 70087 Kazakova, Nina	W73	Russia	7:51.23	5:12.67 74.35%
3 70053 Frable, Kathleen	W71	United States of	7:52.35	5:13.41 74.18%
4 70063 Rocnakova, Milosla	W72	Czech Republic	7:53.34	5:14.07 74.02%
5 70008 Farmer, Maureen	W70	New Zealand	7:57.52	5:16.84 73.37%

## W80 1500 Metre

Name	Age	Team	Finals	Age-Grading
1 80006 Daprano, Jean	W80	United States of	8:00.95	4:02.74 95.77%

## W30 5000 Metre

Name	Age	Team	Finals	Age-Grading
1 30040 Jadhav, Sherya Sac	W34	India	28:21.56	28:21.57 50.82%

## W35 5000 Metre

Name	Age	Team	Finals	Age-Grading
1 35007 Angland, Melanie	W35	New Zealand	18:53.19	1:53.32763.05%
2 35042 Scarth, Anna	W37	United Kingdom	22:20.12	2:14.02645.23%
3 35036 Lenz, Tanja	W37	New Zealand	22:27.01	2:14.71641.93%
4 35013 Romanoviene, Jekte	W35	Lithuania	25:04.77	2:30.48574.63%
5 35043 Roberts, Ainsley	W37	Australia	27:12.43	2:43.25529.69%

## W40 5000 Metre

Name	Age	Team	Finals	Age-Grading
1 40096 Plummer, Deborah	W43	New Zealand	19:16.99	18:50.96 76.46%
2 40039 McRae, Anna	W41	New Zealand	19:49.41	19:22.65 74.37%
3 40090 Marusakova, Jana	W43	New Zealand	20:45.74	20:17.72 71.01%

## W45 5000 Metre

Name	Age	Team	Finals	Age-Grading
1 45047 Malmberg, Ceilla H	W46	Australia	19:36.18	17:56.21 80.35%
2 45091 Mayne, Kylie	W47	Australia	21:22.13	19:33.15 73.71%
3 45137 Andrews, Lucy	W49	New Zealand	21:41.11	19:50.52 72.63%
4 45108 Bray, Peta	W48	Australia	22:53.28	20:56.56 68.81%
5 45076 Rodrigues Legal, I	W47	Brazil	23:00.62	21:03.27 68.45%



**World Masters Games - 23/04/2017 to 29/04/2017****Trusts Arena****Results - Age Grading: 5 Yr Indiv & 5 yr Multi****W50 5000 Metre**

Name	Age Team	Finals	Age-Grading
1 50148 Gibbs, Sally	W53 New Zealand	17:59.92	15:42.24 91.77%
2 50138 Hunt, Sally	W53 Australia	21:23.24	18:39.63 77.23%
3 50018 Smith, Corinne	W50 New Zealand	21:49.20	19:02.28 75.70%
4 50101 Dyer, Rosalind	W52 Australia	27:50.57	24:17.58 59.32%
5 50095 Sano, Judith	W52 Canada	32:03.42	27:58.19 51.52%
-- 50113 Gillasevicine, Reg	W53 Lithuania	DNF	

**W55 5000 Metre**

Name	Age Team	Finals	Age-Grading
1 55083 Green, Diane	W57 Australia	21:25.36	17:46.85 81.05%
2 55005 Stewart, Wendy	W55 Australia	22:18.13	18:30.65 77.85%
3 55112 Petley, Karen	W57 New Zealand	23:02.96	19:07.86 75.33%
4 55131 Meunier, Dominique	W58 French Polynesia	23:30.82	19:30.99 73.84%
5 55155 Nagyne Kotroczo, A	W59 Hungary	26:08.01	21:41.45 66.44%
6 55109 Lewis, Patricia	W57 Australia	26:18.14	21:49.86 66.01%
7 55161 Grimmett, Teresa	W59 New Zealand	26:18.68	21:50.31 65.99%
8 55098 Uhlenberg, Judith	W57 New Zealand	29:49.65	24:45.42 58.21%
9 55071 D Souza, Tereza Th	W56 India	31:43.19	26:19.65 54.74%
10 55180 Ryan, Paula	W57 Australia	31:50.83	26:25.99 54.52%
11 55068 Kovacic, Laurel	W56 Canada	45:12.33	37:31.24 38.41%

**W60 5000 Metre**

Name	Age Team	Finals	Age-Grading
1 60028 Adamson, Christine	W60 New Zealand	20:48.66	16:19.95 88.24%
2 60058 Bennett, Tracey	W61 United States of	23:50.03	18:42.29 77.05%
3 60079 Hardley, Elizabeth	W62 New Zealand	24:56.92	19:34.79 73.60%
4 60087 Baker, Robyn	W62 Australia	26:16.54	20:37.27 69.89%
5 60066 Stevenson, Mignon	W61 New Zealand	26:29.09	20:47.12 69.33%

**W65 5000 Metre**

Name	Age Team	Finals	Age-Grading
1 65095 Stewart, Judith	W68 New Zealand	23:33.69	17:19.49 83.18%
2 65036 Baker, Joy	W65 New Zealand	25:12.62	18:32.24 77.74%
3 65112 Hartel, Carolyn	W69 New Zealand	27:40.01	20:20.61 70.84%
4 65054 Falkner, Beverley	W66 New Zealand	27:59.10	20:34.65 70.04%
5 65110 Cupalova, Eva	W69 Czech Republic	32:10.92	23:39.81 60.90%
6 65130 Goldie, Pamela	W69 New Zealand	35:52.39	26:22.66 54.64%

**W70 5000 Metre**

Name	Age Team	Finals	Age-Grading
1 70078 Bray, Kerry	W73 Australia	27:30.89	18:42.12 77.06%
2 70033 Skov, Carolyn	W71 Canada	28:18.78	19:14.67 74.89%
3 70063 Rocnakova, Milosla	W72 Czech Republic	28:45.00	19:32.49 73.75%
4 70036 Soutar, Janet	W71 Canada	32:35.78	22:09.35 65.05%

**World Masters Games - 23/04/2017 to 29/04/2017****Trusts Arena****Results - Age Grading: 5 Yr Indiv & 5 yr Multi****W80 5000 Metre**

Name	Age Team	Finals	Age-Grading
1 80020 Costa Hochstatter,	W81 Brazil	32:26.87	17:35.21 81.94%

**W30 10000 Metre**

Name	Age Team	Finals	Age-Grading
1 30038 Green, Victoria	W33 United Kingdom	38:11.20	38:11.21 78.61%

**W35 10000 Metre**

Name	Age Team	Finals	Age-Grading
1 35007 Angland, Melanie	W35 New Zealand	38:28.22	38:28.23 78.03%
2 35071 Gottschalk, Katrin	W38 New Zealand	42:00.12	42:00.13 71.47%
3 35036 Lenz, Tanja	W37 New Zealand	47:32.30	47:32.31 63.15%

**W40 10000 Metre**

Name	Age Team	Finals	Age-Grading
1 40039 McRae, Anna	W41 New Zealand	40:31.79	38:51.85 77.24%
2 40090 Marusakova, Jana	W43 New Zealand	43:04.92	41:18.69 72.66%

**W45 10000 Metre**

Name	Age Team	Finals	Age-Grading
1 45091 Mayne, Kylie	W47 Australia	44:12.77	40:29.94 74.12%
2 45076 Rodrigues Legal, I	W47 Brazil	45:45.78	41:55.14 71.61%
3 45121 Adams, Diana	W49 Australia	49:59.64	45:47.68 65.55%
4 45108 Bray, Peta	W48 Australia	1:02:19.43	57:05.32 52.58%

**W50 10000 Metre**

Name	Age Team	Finals	Age-Grading
1 50148 Gibbs, Sally	W53 New Zealand	36:59.25	32:19.63 92.86%
2 50134 Staunton-Jugovic,	W53 Australia	48:22.14	42:16.48 71.01%
3 50094 McAleese, Caroline	W52 New Zealand	50:06.39	43:47.59 68.55%

**W55 10000 Metre**

Name	Age Team	Finals	Age-Grading
1 55130 Basman, Robyn	W58 Australia	41:38.33	34:38.62 86.65%
2 55083 Green, Diane	W57 Australia	44:45.87	37:14.65 80.60%
3 55005 Stewart, Wendy	W55 Australia	47:03.68	39:09.31 76.66%
4 55155 Nagyne Kotroczo, A	W59 Hungary	59:32.06	49:31.96 60.60%
5 55071 D Souza, Tereza Th	W56 India	1:01:04.96	50:49.25 59.07%

**World Masters Games - 23/04/2017 to 29/04/2017****Trusts Arena****Results - Age Grading: 5 Yr Indiv & 5 yr Multi****W60 10000 Metre**

Name	Age Team	Finals	Age-Grading
1 60028 Adamson, Christine	W60 New Zealand	42:42.25	33:37.52 89.27%
2 60079 Hardley, Elizabeth	W62 New Zealand	51:51.80	40:50.24 73.51%
3 60055 Vincent, Prudence	W61 New Zealand	52:39.84	41:28.06 72.39%
4 60066 Stevenson, Mignon	W61 New Zealand	53:21.64	42:00.98 71.44%

**W70 10000 Metre**

Name	Age Team	Finals	Age-Grading
1 70078 Bray, Kerry	W73 Australia	57:50.45	39:27.55 76.07%
2 70033 Skov, Carolyn	W71 Canada	58:01.27	39:34.93 75.84%

**W40 80 Short Hurdles .762**

Name	Age Team	Finals	Wind	Age-Grading
1 40114 Beamish-White, Ang	W44 New Zealand	16.78	0.4	19.86 61.50%
2 40058 Bonilla Martinez,	W42 Mexico	17.25	0.4	20.42 59.83%
3 40047 Fougere, Simone	W41 New Zealand	17.34	0.4	20.53 59.52%

**W40 80 Short Hurdles**

Name	Age Team	Finals	Wind	Age-Grading
1 40114 Beamish-White, Ang	W44 New Zealand	16.78	-1.0	19.86 61.50%

**W45 80 Short Hurdles .762**

Name	Age Team	Finals	Wind	Age-Grading
1 45030 Chaffey, Mareea	W45 Australia	15.66	0.4	17.10 71.46%

**W50 80 Short Hurdles .762**

Name	Age Team	Finals	Wind	Age-Grading
1 50105 Munizaga, Claudia	W52 Chile	13.88	+0.0	15.22 80.26%
2 50059 Martin, Louise	W51 New Zealand	13.91	+0.0	15.26 80.09%
3 50068 Finegan, Geraldine	W51 Ireland	15.62	+0.0	17.13 71.32%
4 50172 Goulter, Anne	W54 New Zealand	17.91	+0.0	19.64 62.20%

**W55 80 Short Hurdles .762**

Name	Age Team	Finals	Wind	Age-Grading
1 55135 Barrett, Mary	W58 Ireland	16.13	+0.0	16.21 75.39%
2 55134 Boxall, Agnes	W58 New Zealand	19.27	+0.0	19.36 63.10%
3 55093 Spedding, Bernadet	W57 Australia	47.50	+0.0	47.71 25.60%

## World Masters Games - 23/04/2017 to 29/04/2017

## Trusts Arena

## Results - Age Grading: 5 Yr Indiv &amp; 5 yr Multi

**W60 80 Short Hurdles .686**

Name	Age Team	Finals	Wind	Age-Grading
1 60116 Argent, Fiona	W63 United Kingdom	20.10	-0.3	19.95 61.19%

**W65 80 Short Hurdles .686**

Name	Age Team	Finals	Wind	Age-Grading
1 65018 Kirkman, Gail	W65 New Zealand	15.94	-0.3	14.36 85.07%

**W70 80 Short Hurdles .686**

Name	Age Team	Finals	Wind	Age-Grading
1 70030 Oakes, Patricia	W70 United Kingdom	21.00	-0.3	16.98 71.90%

**W35 100 Short Hurdles .840**

Name	Age Team	Finals	Wind	Age-Grading
1 35051 Karja, Dedeh Erawa	W37 Indonesia	14.24	0.8	14.03 87.01%
2 35070 Edwards, Lisa	W38 United States of	17.99	0.8	17.73 68.87%

**W70 200 Long Hurdles .686**

Name	Age Team	Finals	Wind	Age-Grading Points
1 70070 Allison, Marjorie	W72 Australia	38.71	NWI	38.72135.21%
2 70030 Oakes, Patricia	W70 United Kingdom	57.52	NWI	57.53 90.99%

**W50 300 Long Hurdles .762**

Name	Age Team	Finals	Age-Grading Points
1 50105 Munizaga, Claudia	W52 Chile	51.61	51.62101.41%
2 50059 Martin, Louise	W51 New Zealand	52.70	52.71 99.32%
3 50068 Finegan, Geraldine	W51 Ireland	53.21	53.22 98.36%
-- 50129 Hulena, Karen	W53 New Zealand	DQ	

**W55 300 Long Hurdles .762**

Name	Age Team	Finals	Age-Grading Points
1 55046 Shook, Kathleen	W56 United States of	57.26	57.27 91.41%
2 55049 Hansen, Belinda	W56 Australia	1:08.03	1:08.04 76.94%
-- 55067 Morales, Susana Be	W56 Argentina	DQ	Rule 168.7

**W60 300 Long Hurdles .686**

Name	Age Team	Finals	Age-Grading Points
1 60116 Argent, Fiona	W63 United Kingdom	1:19.98	1:19.99 65.44%

**World Masters Games - 23/04/2017 to 29/04/2017****Trusts Arena****Results - Age Grading: 5 Yr Indiv & 5 yr Multi****W65 300 Long Hurdles .686**

Name	Age Team	Finals	Age-Grading Points
1 65018 Kirkman, Gail	W65 New Zealand	58.59	58.60 89.33%

**W30 400 Long Hurdles .762**

Name	Age Team	Finals	Age-Grading Points
1 30011 Ebdon, Sarah	W31 New Zealand	1:27.75	1:27.76 59.65%

**W35 400 Long Hurdles .762**

Name	Age Team	Finals	Age-Grading Points
1 35070 Edwards, Lisa	W38 United States of	1:16.41	1:16.42 68.50%

**W40 400 Long Hurdles .762**

Name	Age Team	Finals	Age-Grading Points
1 40004 Van Den Bulk, Jean	W40 Canada	1:07.45	1:02.99 83.10%
2 40028 Bravo Paez, Tatian	W41 Chile	1:18.97	1:13.75 70.98%

**W45 400 Long Hurdles .762**

Name	Age Team	Finals	Age-Grading Points
1 45072 Bacon, Catherine	W47 New Zealand	1:17.21	1:06.16 79.12%
2 45132 Chahova, Krasimira	W49 Bulgaria	1:26.98	1:14.53 70.23%
3 45030 Chaffey, Mareea	W45 Australia	1:41.41	1:26.89 60.24%

**W35 2000 Metre Steeplechase**

Name	Age Team	Finals	Age-Grading
1 35036 Lenz, Tanja	W37 New Zealand	9:39.13	13:23.61 67.40%

**W45 2000 Metre Steeplechase**

Name	Age Team	Finals	Age-Grading
1 45132 Chahova, Krasimira	W49 Bulgaria	9:47.55	12:33.01 71.92%
2 45121 Adams, Diana	W49 Australia	10:30.81	13:28.45 66.99%

**W50 2000 Metre Steeplechase**

Name	Age Team	Finals	Age-Grading
1 50068 Finegan, Geraldine	W51 Ireland	9:38.23	11:53.89 75.87%
2 50135 Escalante, Daniela	W53 Argentina	11:26.65	14:07.74 63.89%
3 50101 Dyer, Rosalind	W52 Australia	11:57.92	14:46.35 61.10%

## World Masters Games - 23/04/2017 to 29/04/2017

## Trusts Arena

## Results - Age Grading: 5 Yr Indiv &amp; 5 yr Multi

## W55 2000 Metre Steeplechase

Name	Age Team	Finals	Age-Grading
1 55067 Morales, Susana Be	W56 Argentina	10:48.85	12:52.66 70.09%
2 55109 Lewis, Patricia	W57 Australia	10:52.43	12:56.92 69.71%
3 55161 Grimmett, Teresa	W59 New Zealand	11:06.12	13:13.22 68.28%

## W60 2000 Metre Steeplechase

Name	Age Team	Finals	Age-Grading
1 60009 Crossan, Karen	W60 New Zealand	9:57.70	10:53.95 82.82%

## W65 2000 Metre Steeplechase

Name	Age Team	Finals	Age-Grading
1 65014 Mason, Jennifer	W65 New Zealand	10:52.17	11:00.20 82.04%
2 65074 Carr, Heather	W67 New Zealand	11:16.06	11:24.38 79.14%
3 65110 Cupalova, Eva	W69 Czech Republic	13:51.21	14:01.44 64.37%

## W70 2000 Metre Steeplechase

Name	Age Team	Finals	Age-Grading
1 70063 Rocnakova, Milosla	W72 Czech Republic	12:04.75	11:16.78 80.03%

## W35 High Jump

Name	Age Team	Finals	Age-Grading Points
1 35054 Drotsky, Veruschka	W38 New Zealand	1.30m 4-03.25	1.36m 65.33%
1.20 1.25 1.30 1.33			
O XO XO XXX			

## W40 High Jump

Name	Age Team	Finals	Age-Grading Points
1 40005 Puletaha, Emeline	W40 New Zealand	1.42m 4-07.75	1.56m 75.13%
1.25 1.30 1.33 1.36 1.39 1.42			
O O XO O O O			
2 40057 Richmond, Kirsty	W42 New Zealand	1.39m 4-06.75	1.53m 73.54%
1.25 1.30 1.33 1.36 1.39 1.42			
O O - O O XXX			
3 40058 Bonilla Martinez,	W42 Mexico	1.10m 3-07.25	1.21m 58.20%
1.10 1.15			
O XXX			

## W45 High Jump

Name	Age Team	Finals	Age-Grading Points
1 45110 Minor, Pamela	W48 New Zealand	1.33m 4-04.25	1.54m 73.89%
1.15 1.20 1.25 1.30 1.33 1.36			
O O XO XO O XXX			

## World Masters Games - 23/04/2017 to 29/04/2017

## Trusts Arena

## Results - Age Grading: 5 Yr Indiv &amp; 5 yr Multi

## ...W45 High Jump

2	45041	Jensen, Julie	W46 New Zealand	1.30m	4-03.25	1.50m	72.22%
		1.10	1.15	1.20	1.25	1.30	1.33
		O	O	O	O	XO	XXX
3	45072	Bacon, Catherine	W47 New Zealand	1.25m	4-01.25	1.45m	69.44%
		1.10	1.15	1.20	1.25	1.30	
		O	XO	O	XXO	XXX	

## W50 High Jump

Name	Age Team	Finals	Age-Grading Points
1 50129 Hulena, Karen	W53 New Zealand	1.23m 4-00.50	1.50m 71.93%
		1.00 1.05 1.10 1.15 1.20 1.23 1.26	
		O O O XO XO XO XXX	
2 50020 Swanepoel, Elizabe	W50 New Zealand	1.10m 3-07.25	1.34m 64.33%
		0.90 0.95 1.00 1.05 1.10 1.15	
		O O O O XO X	

## W55 High Jump

Name	Age Team	Finals	Age-Grading Points
1 55135 Barrett, Mary	W58 Ireland	1.26m 4-01.50	1.63m 78.26%
		1.10 1.15 1.20 1.23 1.26 1.29	
		O O O O O XXX	
2 55128 Eades, Teresa	W58 United Kingdom	1.23m 4-00.50	1.59m 76.40%
		1.15 1.20 1.23 1.26	
		O O O XXX	
3 55132 Phelps, Jo	W58 United States of	1.20m 3-11.25	1.55m 74.53%
		1.10 1.15 1.20 1.23	
		O O O XXX	

## W60 High Jump

Name	Age Team	Finals	Age-Grading Points
1 60068 Matusova, Anna	W61 Slovakia	1.26m 4-01.50	1.73m 82.89%
		1.15 1.20 1.23 1.26 1.29	
		O XO XO XXO XXX	
2 60075 Carmichael, Catrion	W62 Australia	1.10m 3-07.25	1.51m 72.37%
		1.00 1.05 1.10 1.15	
		O O O XXX	

## W65 High Jump

Name	Age Team	Finals	Age-Grading Points
1 65018 Kirkman, Gail	W65 New Zealand	1.22m 4-00.00	1.79m 85.92%
		1.04 1.07 1.10 1.13 1.16 1.19 1.22	
		O - O O XO XO O	
2 65048 Bowmar, Nancy	W66 New Zealand	1.16m 3-09.50	1.70m 81.69%
		1.04 1.07 1.10 1.13 1.16 1.19	
		O - O XO O XXX	

## World Masters Games - 23/04/2017 to 29/04/2017

## Trusts Arena

## Results - Age Grading: 5 Yr Indiv &amp; 5 yr Multi

## ....W65 High Jump

3	65009	Avizoniene, Genova	W65 Lithuania	1.04m	3-05.00	1.52m	73.24%
		0.95	0.98	1.01	1.04	1.07	1.10
		O	-	-	O	-	XXX

## W70 High Jump

Name	Age Team	Finals	Age-Grading Points
1 70094 Kulikova, Galina	W74 Russia	1.01m	3-03.75 1.59m 76.52%
		0.90	0.95 0.98 1.01 1.04
		O	O O O XXX
2 70030 Oakes, Patricia	W70 United Kingdom	0.98m	3-02.50 1.54m 74.24%
		0.90	0.95 0.98 1.01
		O	O XO XXX

## W75 High Jump

Name	Age Team	Finals	Age-Grading Points
1 75055 Hammond, Judith	W79 New Zealand	0.95m	3-01.25 1.62m 77.87%
		0.90	0.95 0.98
		O	XXO XXX

## W30 Pole Vault

Name	Age Team	Finals	Age-Grading Points
1 30020 Tepea, Teumere Luc	W32 French Polynesia	2.40m	7-10.50 2.40m 46.60%
		1.80	1.90 2.00 2.10 2.20 2.30 2.40 2.50 2.60
		O	- - - O - O - XXX

## W50 Pole Vault

Name	Age Team	Finals	Age-Grading Points
1 50172 Goulter, Anne	W54 New Zealand	2.10m	6-10.75 2.72m 52.90%
		1.80	1.90 2.00 2.10 2.20
		O	O O O XXX

## W55 Pole Vault

Name	Age Team	Finals	Age-Grading Points
1 55128 Eades, Teresa	W58 United Kingdom	2.50m	8-02.50 3.46m 67.39%
		2.20	2.30 2.40 2.50 2.60
		O	- O XO XXX
2 55160 Hays, Melanie	W59 United States of	1.70m	5-07.00 2.35m 45.82%
		1.30	1.40 1.50 1.60 1.70 1.80
		O	O O XO O XXX

## W60 Pole Vault

Name	Age Team	Finals	Age-Grading Points
------	----------	--------	--------------------



## World Masters Games - 23/04/2017 to 29/04/2017

## Trusts Arena

## Results - Age Grading: 5 Yr Indiv &amp; 5 yr Multi

## ...W60 Pole Vault

1	60134	Dassie, Susan	W64	United Kingdom	2.10m	6-10.75	3.13m	60.87%
					1.60	1.70	1.80	1.90
					2.00	2.10	2.20	
					O	XO	-	XXO
					O	XO	XXX	

## W65 Pole Vault

Name	Age Team	Finals	Age-Grading Points
1 65101 Deleiros, Anne	W68 New Zealand	1.40m 4-07.00	2.26m 43.89%
		1.30 1.40 1.50	
		O O XXX	

## W30 Long Jump

Name	Age Team	Finals	Wind	Age-Grading Points
1 30045 McCormack, Kim	W34 New Zealand	4.16m	-2.4 13-07.75	4.16m 55.32%
		4.13m(-1.0) 4.16m(-2.4) X(-1.1) - - -		
2 30037 Iyer, Ugandhrie	W33 New Zealand	4.10m	-1.3 13-05.50	4.10m 54.52%
		3.98m(-1.5) 4.10m(-1.3) 4.07m(-2.2) - - -		

## W35 Long Jump

Name	Age Team	Finals	Wind	Age-Grading Points
1 35063 Dryburgh, Jennifer	W38 New Zealand	4.92m	-0.3 16-01.75	5.16m 68.72%
		4.92m(-0.3) 4.77m(-2.4) 4.77m(-2.2) 4.63m(-2.6) 4.81m(-1.5) 4.79m(-3.0)		
2 35068 Ariztia, Consuelo	W38 Chile	4.86m	+0.0 15-11.50	5.10m 67.88%
		4.86m(+0.0) 4.50m(-1.3) 4.59m(-2.2) 4.56m(-1.7) 3.99m(-2.2) 4.74m(-1.8)		
3 35054 Drotsky, Veruschka	W38 New Zealand	3.86m	-1.0 12-08.00	4.05m 53.91%
		3.69m(-1.3) 3.80m(-1.2) 3.80m(-1.6) 3.86m(-1.0) X(-1.5) 3.60m(-1.7)		
4 35069 Barker, Bryony	W38 New Zealand	3.63m	-1.4 11-11.00	3.81m 50.70%
		3.53m(-1.0) 3.59m(-1.4) 3.63m(-1.4) 3.26m(-2.8) X(-1.8) 3.46m(-1.3)		

## W40 Long Jump

Name	Age Team	Finals	Wind	Age-Grading Points
1 40114 Beamish-White, Ang	W44 New Zealand	4.46m	0.4 14-07.75	4.95m 65.88%
		4.20m(2.2) 4.26m(2.0) 4.41m(1.5) 4.46m(0.4) 4.45m(2.8) 4.42m(1.1)		
2 40057 Richmond, Kirsty	W42 New Zealand	4.26m	1.8 13-11.75	4.72m 62.92%
		4.11m(2.5) 3.92m(1.6) 4.10m(1.1) 4.16m(3.1) 4.19m(2.3) 4.26m(1.8)		
3 40061 Hetaraka, Zerena	W42 New Zealand	3.83m	2.1 12-06.75	4.25m 56.57%
		X(3.2) 2.89m(+0.0) 3.81m(2.0) 3.79m(2.1) 3.68m(1.3) 3.83m(2.1)		
4 40058 Bonilla Martinez,	W42 Mexico	3.72m	1.7 12-02.50	4.12m 54.95%
		X(1.3) X(2.7) 3.68m(1.4) X(2.7) 3.56m(2.1) 3.72m(1.7)		

## W45 Long Jump

Name	Age Team	Finals	Wind	Age-Grading Points
1 45043 Brunner, Chantal	W46 New Zealand	5.21m	-0.3 17-01.25	6.13m 81.53%
		5.16m(-1.7) 5.21m(-0.3) 5.02m(-1.4) 5.05m(-0.3) 5.12m(-0.0) 5.01m(-0.7)		
2 45135 Doronkina, Oxana	W49 Russia	4.67m	-1.7 15-04.00	5.49m 73.08%
		4.67m(-1.7) 4.66m(-1.1) 3.98m(-0.5) - - -		

## World Masters Games - 23/04/2017 to 29/04/2017

## Trusts Arena

## Results - Age Grading: 5 Yr Indiv &amp; 5 yr Multi

## ...W45 Long Jump

3	45003	Thong, Rita	W45	Malaysia	4.24m	-1.3	13-11.00	4.99m	66.35%	
					4.20m(-1.4)	4.10m(-2.5)	4.21m(-1.8)	4.24m(-1.3)	4.24m(-1.6)	4.24m(-1.9)
4	45084	Dunlop-Fraser, Jul	W47	New Zealand	3.98m	-0.5	13-00.75	4.68m	62.28%	
					3.19m(-1.1)	3.98m(-0.5)	3.67m(-1.7)	3.74m(-1.9)	3.73m(-1.3)	3.71m(-1.5)
5	45068	Ingram, Richelle	W47	Australia	3.60m	-0.9	11-09.75	4.23m	56.34%	
					3.60m(-0.9)	3.53m(-0.9)	-	-	-	-

## W50 Long Jump

Name	Age	Team	Finals	Wind	Age-Grading	Points		
1 50173 Wilson, Elizabeth	W54	New Zealand	4.28m	NWI	14-00.50	5.36m 71.33%		
			4.28m(NWI)	4.07m(NWI)	3.93m(NWI)	3.96m(2.3)	3.92m(2.8)	4.24m(2.1)
2 50114 Vinogradova, Elena	W53	New Zealand	3.93m	2.5	12-10.75	4.92m 65.50%		
			3.60m(NWI)	3.51m(NWI)	-	3.93m(2.5)	X	-
3 50153 Horton, Ruth	W54	Cook Island	3.65m	1.4	11-11.75	4.57m 60.83%		
			X	3.48m(NWI)	3.42m(NWI)	3.50m(2.4)	3.65m(1.4)	3.42m(1.0)
4 50145 Whatley, Susan	W53	Australia	3.14m	0.2	10-03.75	3.93m 52.33%		
			2.95m(NWI)	X	3.05m(NWI)	3.05m(2.8)	3.14m(0.2)	X(2.8)
5 50086 Carlin, April	W52	Australia	2.87m	NWI	9-05.00	3.59m 47.83%		
			2.87m(NWI)	2.62m(NWI)	2.53m(NWI)	-	2.35m(0.8)	-

## W55 Long Jump

Name	Age	Team	Finals	Wind	Age-Grading	Points		
1 55128 Eades, Teresa	W58	United Kingdom	4.02m	-1.9	13-02.25	5.38m 71.66%		
			X(-2.5)	3.92m(-3.3)	4.02m(-1.9)	3.96m(-3.6)	-	3.94m(-2.5)
2 55044 Hayman, Jill	W56	New Zealand	3.65m	-1.6	11-11.75	4.89m 65.06%		
			3.49m(-3.1)	3.59m(-1.6)	3.53m(-1.8)	3.57m(-1.1)	3.43m(-2.6)	3.65m(-1.6)
3 55005 Stewart, Wendy	W55	Australia	3.25m	-2.4	10-08.00	4.35m 57.93%		
			2.93m(-1.9)	2.91m(-2.0)	3.14m(-1.9)	3.25m(-2.4)	2.70m(-1.6)	3.02m(-1.9)
4 55041 Johnston, Lylen	W55	French Polynesia	3.21m	-3.0	10-06.50	4.30m 57.22%		
			X(-3.0)	X(-1.7)	X(-3.6)	2.95m(-3.0)	3.15m(-1.5)	3.21m(-3.0)
5 55132 Phelps, Jo	W58	United States of	3.15m	-1.4	10-04.00	4.22m 56.15%		
			3.15m(-1.4)	2.92m(-2.6)	3.07m(-2.9)	2.92m(-1.7)	2.99m(-3.1)	2.96m(-1.1)
6 55169 Polkinghorne, Chri	W59	New Zealand	1.83m	-2.2	6-00.00	2.45m 32.62%		
			1.68m(-1.9)	1.76m(-2.4)	1.79m(-1.8)	1.59m(-2.7)	1.83m(-2.2)	1.70m(-3.2)

## W60 Long Jump

Name	Age	Team	Finals	Wind	Age-Grading	Points		
1 60148 Dion, Brenda	W60	Canada	3.65m	-2.3	11-11.75	5.25m 69.92%		
			3.28m(-2.3)	3.53m(-2.0)	3.43m(+0.0)	3.42m(-2.0)	3.65m(-2.3)	3.00m(-2.1)
2 60075 Carmichael, Catrio	W62	Australia	3.09m	-2.5	10-01.75	4.44m 59.20%		
			2.72m(-3.2)	3.09m(-2.5)	2.50m(-2.2)	2.70m(-1.7)	2.92m(-1.0)	3.01m(-2.0)
3 60137 Liskova, Jozefa	W64	Slovakia	1.91m	-2.1	6-03.25	2.75m 36.59%		
			1.91m(-2.1)	X(-1.7)	1.78m(-1.3)	-	-	-

## W65 Long Jump

Name	Age	Team	Finals	Wind	Age-Grading	Points
------	-----	------	--------	------	-------------	--------

## World Masters Games - 23/04/2017 to 29/04/2017

## Trusts Arena

## Results - Age Grading: 5 Yr Indiv &amp; 5 yr Multi

## ...W65 Long Jump

1	65048	Bowmar, Nancy	W66	New Zealand	3.45m	0.7	11-04.00	5.36m	71.43%	
					3.26m(1.4)	X(0.8)	3.45m(0.7)	2.96m(2.4)	3.13m(1.6)	3.42m(1.9)
2	65101	Deleiros, Anne	W68	New Zealand	3.20m	1.2	10-06.00	4.97m	66.25%	
					3.02m(2.2)	3.09m(1.5)	3.20m(1.2)	3.12m(1.4)	3.08m(0.8)	3.08m(1.7)

## W70 Long Jump

Name	Age	Team	Finals	Wind	Age-Grading	Points				
1	70024	Anderson, Lois	W70	New Zealand	2.97m	2.9	9-09.00	5.03m	66.89%	
					2.95m(1.7)	2.97m(2.9)	2.89m(1.9)	2.91m(0.2)	2.85m(1.6)	2.83m(1.1)
2	70105	Crooke, Margaret	W70	New Zealand	2.97m	1.9	9-09.00	5.03m	66.89%	
					2.82m(0.3)	2.91m(1.6)	2.97m(1.9)	2.58m(0.1)	2.86m(1.0)	2.93m(2.3)
3	70030	Oakes, Patricia	W70	United Kingdom	2.97m	1.3	9-09.00	5.03m	66.89%	
					2.90m(+0.0)	X(2.4)	2.79m(1.1)	2.74m(0.9)	2.97m(1.3)	2.88m(1.4)
4	70017	Halmova, Annamaria	W70	Slovakia	2.50m	1.2	8-02.50	4.23m	56.31%	
					X(0.6)	2.50m(1.2)	X(1.6)	X(0.2)	2.27m(1.4)	2.36m(+0.0)
5	70101	Jones, Glenyss	W74	New Zealand	2.47m	1.8	8-01.25	4.18m	55.63%	
					2.43m(1.2)	2.27m(1.7)	2.47m(1.8)	2.40m(0.6)	2.45m(0.2)	2.45m(2.2)
6	70032	Augustyniak, Maj A	W71	Sweden	2.23m	+0.0	7-03.75	3.77m	50.23%	
					2.17m(0.3)	2.23m(+0.0)	1.82m(1.1)	1.90m(0.9)	1.65m(1.8)	1.77m(2.1)

## W75 Long Jump

Name	Age	Team	Finals	Wind	Age-Grading	Points				
1	75055	Hammond, Judith	W79	New Zealand	2.62m	-2.5	8-07.25	4.89m	65.17%	
					2.24m(-1.7)	2.62m(-2.5)	2.58m(-1.9)	2.41m(-2.7)	2.61m(-1.2)	2.51m(NWI)
2	75030	LeVasseur, Arden	W77	United States of	1.52m	-1.5	5-00.00	2.84m	37.81%	
					1.25m(-1.9)	1.44m(-2.0)	1.52m(-1.5)	1.42m(-1.5)	X(-1.9)	-

## W80 Long Jump

Name	Age	Team	Finals	Wind	Age-Grading	Points				
1	80033	Stancheva, Rozka	W84	Bulgaria	2.37m	-1.7	7-09.50	5.12m	68.30%	
					2.26m(-1.9)	2.37m(-1.7)	2.31m(-1.3)	X(-2.0)	2.35m(-2.2)	X(-1.5)
2	80010	Carter, Mavis	W80	New Zealand	1.39m	-1.4	4-06.75	3.00m	40.06%	
					1.39m(-1.4)	1.36m(-1.8)	1.34m(-1.6)	1.33m(-2.0)	1.22m(-2.2)	1.21m(-0.8)

## W85 Long Jump

Name	Age	Team	Finals	Wind	Age-Grading	Points				
1	85006	van der Veecken, Cl	W85	New Zealand	1.57m	NWI	5-02.00	4.57m	60.85%	
					1.54m(-2.3)	1.25m(-2.8)	1.31m(-1.9)	1.43m(-2.3)	1.57m(-0.0)	1.47m(-1.0)

## W30 Triple Jump

Name	Age	Team	Finals	Wind	Age-Grading	Points				
1	30034	Cowley, Sarah	W33	New Zealand	12.61m	+0.0	41-04.50	12.61m	81.35%	
					X(-1.6)	11.68m(-0.0)	12.44m(-0.8)	12.61m(+0.0)	X(2.1)	X(2.0)

## World Masters Games - 23/04/2017 to 29/04/2017

## Trusts Arena

## Results - Age Grading: 5 Yr Indiv &amp; 5 yr Multi

## W40 Triple Jump

Name	Age Team	Finals	Wind	Age-Grading Points
1 40057 Richmond, Kirsty	W42 New Zealand	8.87m	-1.1	29-01.25 9.56m 61.68%
8.87m(-1.1) 8.09m(+0.0)				
2 40058 Bonilla Martinez,	W42 Mexico	8.32m	0.7	27-03.75 8.96m 57.86%
7.78m(-1.1) 7.75m(+0.0) 7.63m(-0.8) 7.81m(+0.0) 8.16m(1.9) 8.32m(0.7)				

## W45 Triple Jump

Name	Age Team	Finals	Wind	Age-Grading Points
1 45003 Thong, Rita	W45 Malaysia	9.12m	+0.0	29-11.25 10.44m 67.36%
8.56m(-0.4) 8.66m(+0.0) 8.87m(-1.3) 9.12m(+0.0) 9.02m(1.7) 8.76m(1.6)				

## W50 Triple Jump

Name	Age Team	Finals	Wind	Age-Grading Points
1 50114 Vinogradova, Elena	W53 New Zealand	8.32m	1.7	27-03.75 10.15m 65.51%
7.59m(1.1) 8.32m(1.7) X(+0.0) 7.67m(+0.0)				
2 50153 Horton, Ruth	W54 Cook Island	6.86m	-0.2	22-06.25 8.37m 54.02%
6.21m(-0.4) 6.47m(+0.0) 6.34m(1.1) 6.32m(+0.0) 6.57m(+0.0) 6.86m(-0.2)				
3 50145 Whatley, Susan	W53 Australia	5.48m	-1.5	17-11.75 6.68m 43.15%
5.31m(+0.0) 5.35m(1.5) 5.22m(-0.6) 5.34m(-0.9) 5.48m(-1.5) X(+0.0)				

## W55 Triple Jump

Name	Age Team	Finals	Wind	Age-Grading Points
1 55128 Eades, Teresa	W58 United Kingdom	9.35m	1.2	30-08.25 12.21m 78.84%
8.95m(0.7) 9.35m(1.2)				
2 55134 Boxall, Agnes	W58 New Zealand	7.23m	1.2	23-08.75 9.44m 60.96%
7.23m(1.2) 7.16m(+0.0) 7.10m(-0.9)				
3 55093 Spedding, Bernadet	W57 Australia	5.31m	-0.6	17-05.25 6.93m 44.77%
5.02m(0.3) 5.25m(1.2) 4.99m(0.4) 5.29m(-0.9) 5.31m(-0.6) 5.27m(-1.2)				

## W60 Triple Jump

Name	Age Team	Finals	Wind	Age-Grading Points
1 60082 Ryianina, Irina	W62 Russia	7.71m	1.2	25-03.50 10.84m 69.96%
7.00m(1.1) 7.59m(+0.0) 7.71m(1.2) 7.69m(-0.8) 7.67m(+0.0) 7.06m(+0.0)				
2 60110 Burden, Noeline	W63 New Zealand	6.97m	+0.0	22-10.50 9.79m 63.25%
6.83m(1.4) 6.83m(+0.0) 6.76m(0.9) 6.73m(+0.0) 6.85m(-1.0) 6.97m(+0.0)				
3 60060 Taylor, Jill	W61 Australia	6.91m	+0.0	22-08.00 9.71m 62.70%
X(1.2) 6.80m(0.6) 6.46m(+0.0) X(+0.0) 6.91m(+0.0) 6.76m(+0.0)				

## W65 Triple Jump

Name	Age Team	Finals	Wind	Age-Grading Points
1 65048 Bowmar, Nancy	W66 New Zealand	7.40m	1.2	24-03.50 11.26m 72.62%
7.40m(1.2) 7.29m(1.3) 6.95m(+0.0) 6.66m(0.2) 7.07m(+0.0) 7.20m(+0.0)				
2 65101 Deleiros, Anne	W68 New Zealand	7.24m	1.0	23-09.00 11.01m 71.05%
6.90m(+0.0) 7.13m(+0.0) 7.24m(1.0) 6.77m(0.5) 6.90m(+0.0) 6.93m(+0.0)				

## World Masters Games - 23/04/2017 to 29/04/2017

## Trusts Arena

## Results - Age Grading: 5 Yr Indiv &amp; 5 yr Multi

## ...W65 Triple Jump

3 65036 Baker, Joy W65 New Zealand 6.55m +0.0 21-06.00 9.96m 64.28%  
 6.55m(+0.0) 6.39m(+0.0) 6.30m(1.8) 6.28m(1.4) 6.21m(+0.0) 6.22m(-0.1)

## W70 Triple Jump

Name	Age Team	Finals	Wind	Age-Grading Points
1 70024 Anderson, Lois	W70 New Zealand	6.89m	+0.0 22-07.25	11.56m 74.57%
6.69m(1.2) 6.63m(+0.0) 6.59m(0.2) 6.74m(-0.2) 6.54m(+0.0) 6.89m(+0.0)				
2 70030 Oakes, Patricia	W70 United Kingdom	6.58m	0.9 21-07.25	11.04m 71.21%
6.34m(1.4) 6.33m(+0.0) 6.41m(0.1) 6.58m(0.9) 6.43m(+0.0) 6.37m(0.1)				
3 70101 Jones, Glenyss	W74 New Zealand	5.93m	+0.0 19-05.50	9.95m 64.18%
5.93m(+0.0) X(+0.0) 5.58m(2.1) 5.60m(1.3) 5.82m(+0.0) X(+0.0)				

## W75 Triple Jump

Name	Age Team	Finals	Wind	Age-Grading Points
1 75030 LeVasseur, Arden	W77 United States of	3.99m	+0.0 13-01.25	7.64m 49.32%
X(-1.6) 3.99m(+0.0) 3.90m(-0.8)				

## W80 Triple Jump

Name	Age Team	Finals	Wind	Age-Grading Points
1 80010 Carter, Mavis	W80 New Zealand	3.12m	-1.4 10-03.00	7.29m 47.06%
X(+0.0) X(+0.0) 3.12m(-1.4)				

## W85 Triple Jump

Name	Age Team	Finals	Wind	Age-Grading Points
1 85006 van der Veecken, Cl	W85 New Zealand	4.35m	+0.0 14-03.25	14.23m 91.77%
4.15m(0.3) 4.06m(-0.1) 4.09m(+0.0) 4.35m(+0.0)				

## W30 Shot Put 4kg

Name	Age Team	Finals	Age-Grading Points
1 30020 Tepea, Teumere Luc	W32 French Polynesia	8.55m 28-00.75	8.55m 37.78%

## W35 Shot Put 4kg

Name	Age Team	Finals	Age-Grading Points
1 35037 Brownrigg, Kristy	W37 Australia	11.76m 38-07.00	12.19m 53.87%
2 35085 Thorausch, Anja	W39 Germany	11.08m 36-04.25	11.48m 50.76%
3 35008 Grayson, Elizabeth	W35 New Zealand	10.19m 33-05.25	10.56m 46.68%
4 35034 McCaw, Deborah	W37 United Kingdom	9.61m 31-06.50	9.96m 44.02%
5 35018 Wright, Amanda	W36 Australia	7.65m 25-01.25	7.93m 35.04%

## World Masters Games - 23/04/2017 to 29/04/2017

## Trusts Arena

## Results - Age Grading: 5 Yr Indiv &amp; 5 yr Multi

## W40 Shot Put 4kg

Name	Age Team	Finals	Age-Grading Points
1 40005 Puletaha, Emeline	W40 New Zealand	11.02m 36-02.00	12.23m 54.05%
11.02m 10.95m 10.81m 10.51m 10.59m 10.88m			
2 40109 Leitu, Elisapeta	W44 New Zealand	9.37m 30-09.00	10.40m 45.95%
8.97m 9.06m 8.92m X 9.37m 8.19m			
3 40100 Urbutiene, Ingrida	W44 Lithuania	9.23m 30-03.50	10.24m 45.27%
8.61m 9.15m 8.93m 8.61m 8.70m 9.23m			
4 40072 Nuia, Vave	W42 New Zealand	8.97m 29-05.25	9.95m 43.99%
8.63m 8.73m 8.51m 8.69m 8.94m 8.97m			
5 40073 Bitcheno, Michelle	W42 New Zealand	7.28m 23-10.75	8.08m 35.70%
6.85m 6.83m 6.68m X 7.28m 7.28m			
6 40013 Grieve, Lee	W40 New Zealand	6.59m 21-07.50	7.31m 32.32%
6.59m 5.99m 6.35m 6.22m 6.27m 6.12m			
7 40062 Tauraa, Areau	W42 French Polynesia	6.46m 21-02.50	7.17m 31.68%
6.11m 6.15m 6.46m 6.08m 6.43m 5.89m			

## W45 Shot Put 4kg

Name	Age Team	Finals	Age-Grading Points
1 45105 Savidova, Tamara	W48 Russia	10.09m 33-01.25	12.05m 53.25%
9.95m 9.70m X 9.56m 10.09m X			
2 45002 Schardt, BettinaDa	W45 Germany	9.84m 32-03.50	11.75m 51.93%
9.60m 9.84m 9.53m 9.71m 9.36m 9.17m			
3 45083 Davis, Brenda	W47 New Zealand	9.75m 32-00.00	11.64m 51.45%
9.54m 9.33m 9.75m 9.54m 9.40m 9.04m			
4 45052 Lachat, Daniela	W46 Switzerland	8.98m 29-05.50	10.72m 47.39%
8.66m 8.98m 8.58m 8.78m 8.82m 8.11m			
5 45127 Matters, Toni	W49 Australia	8.64m 28-04.25	10.31m 45.59%
8.64m 8.55m 8.32m 8.00m X 8.41m			
6 45020 Osborn, Megan	W45 New Zealand	8.47m 27-09.50	10.11m 44.70%
8.03m 8.47m 7.52m 8.02m 8.13m 7.89m			
7 45098 Taylor, Kim	W48 Canada	7.05m 23-01.75	8.41m 37.20%
7.02m 7.05m X 6.60m 6.54m 6.85m			
8 45041 Jensen, Julie	W46 New Zealand	6.84m 22-05.25	8.16m 36.09%
6.62m 6.83m 6.80m 6.84m 6.52m 6.19m			
9 45040 Taylor, Jamie	W46 Australia	6.34m 20-09.75	7.57m 33.46%
6.34m 6.20m X			

## W50 Shot Put 3kg

Name	Age Team	Finals	Age-Grading Points
1 50066 Bates, Raylene	W51 New Zealand	12.41m 40-08.75	15.64m 69.14%
12.41m X X 11.43m 12.02m 12.11m			
2 50029 Lindeburg, Edith	W50 United States of	11.07m 36-04.00	13.95m 61.67%
9.77m 10.16m 10.20m 9.70m 11.07m 10.57m			
3 50088 Hodges, Tania	W52 New Zealand	10.49m 34-05.00	13.22m 58.44%
9.78m 10.49m 10.36m 9.73m 10.05m 10.42m			
4 50142 Ryan, Tina	W53 New Zealand	10.20m 33-05.75	12.85m 56.82%
9.24m 9.82m 9.70m 9.91m 10.20m 9.60m			
5 50166 Hardy, Jayne	W54 Australia	9.61m 31-06.50	12.11m 53.54%
8.97m 9.61m 9.37m X X 9.37m			

## World Masters Games - 23/04/2017 to 29/04/2017

## Trusts Arena

## Results - Age Grading: 5 Yr Indiv &amp; 5 yr Multi

## ...W50 Shot Put 3kg

6	50102	Uili, Lasela	W52	New Zealand	8.48m	27-10.00	10.69m	47.24%
					8.39m	8.13m	8.48m	8.03m
					7.95m	7.91m		
7	50020	Swanepoel, Elizabe	W50	New Zealand	7.18m	23-06.75	9.05m	40.00%
					7.18m	6.94m	6.46m	6.73m
					6.97m	6.95m		
8	50187	Engeler, Deborah	W54	Australia	7.12m	23-04.50	8.97m	39.67%
					6.59m	6.36m	7.12m	6.76m
					6.62m	6.73m		

## W55 Shot Put 3kg

Name	Age	Team	Finals	Age-Grading Points
1 55135 Barrett, Mary	W58	Ireland	10.53m	34-06.75 14.43m 63.78%
				10.53m 10.01m 10.08m 10.24m X 9.79m
2 55174 Silveira, Silvia H	W59	Brazil	9.33m	30-07.50 12.78m 56.51%
				8.12m X 8.50m 9.01m 9.33m 8.73m
3 55170 Cubban, Ellena	W59	Australia	8.73m	28-07.75 11.96m 52.88%
				8.18m 8.28m 8.55m 8.70m 8.73m 7.95m
4 55145 Gibbons, Sharon	W58	Australia	8.47m	27-09.50 11.60m 51.30%
				8.11m 7.81m X 7.53m X 8.47m
5 55134 Boxall, Agnes	W58	New Zealand	8.27m	27-01.75 11.33m 50.09%
				8.27m 7.40m 8.26m 7.96m 8.07m X
6 55176 Jones, Terri	W59	Canada	7.80m	25-07.25 10.69m 47.24%
				7.80m 7.66m X 7.61m 7.59m 7.31m
7 55109 Lewis, Patricia	W57	Australia	7.11m	23-04.00 9.74m 43.06%
				6.87m 7.11m 6.77m 6.83m 6.71m 6.76m
8 55020 Gobl, Susanne	W55	Germany	6.50m	21-04.00 8.90m 39.37%
				6.50m 6.01m 6.16m 6.31m X X
9 55104 Sparrow, Wendy Ann	W57	United Kingdom	6.21m	20-04.50 8.51m 37.61%
				X 6.21m 6.19m
10 55041 Johnston, Lysten	W55	French Polynesia	5.73m	18-09.75 7.85m 34.71%
				5.73m 5.43m 5.50m
11 55169 Polkinghorne, Chri	W59	New Zealand	4.49m	14-08.75 6.15m 27.20%
				4.49m 3.83m 3.82m

## W60 Shot Put 3kg

Name	Age	Team	Finals	Age-Grading Points
1 60068 Matusova, Anna	W61	Slovakia	8.69m	28-06.25 13.04m 57.66%
				7.01m 8.09m X 7.86m 8.69m 8.17m
2 60060 Taylor, Jill	W61	Australia	8.51m	27-11.00 12.77m 56.47%
				8.08m 8.46m 8.51m 7.64m 8.10m 8.45m
3 60134 Dassie, Susan	W64	United Kingdom	7.93m	26-00.25 11.90m 52.62%
				7.49m 7.69m 7.62m 7.79m 7.93m 7.87m
4 60001 Moore-Fox, Lucinda	W60	Ireland	7.37m	24-02.25 11.06m 48.91%
				6.60m 6.49m 6.68m 6.99m 7.37m 7.17m

## W65 Shot Put 3kg

Name	Age	Team	Finals	Age-Grading Points
1 65064 Kazlauskienes, Geno	W67	Lithuania	10.69m	35-01.00 17.74m 78.43%
				10.02m 10.34m 10.69m 10.41m 10.54m 10.15m
2 65118 Gosztolai, Maria T	W69	Hungary	8.96m	29-04.75 14.87m 65.74%
				8.73m 8.57m 8.65m 8.96m 8.80m 8.84m

## World Masters Games - 23/04/2017 to 29/04/2017

## Trusts Arena

## Results - Age Grading: 5 Yr Indiv &amp; 5 yr Multi

## ...W65 Shot Put 3kg

3	65025	Hamilton, Elizabet	W65	New Zealand	8.46m	27-09.25	14.04m	62.07%
		7.82m	8.46m	8.14m	8.31m	8.12m	X	
4	65115	Callander, Noni	W69	New Zealand	7.77m	25-06.00	12.89m	57.01%
		7.77m	7.18m	7.52m	7.33m	7.43m	7.49m	
5	65101	Deleiros, Anne	W68	New Zealand	7.63m	25-00.50	12.66m	55.98%
		7.18m	7.35m	7.29m	7.63m	7.27m	7.04m	
6	65114	Edwards, Sandra	W69	United States of	5.97m	19-07.00	9.91m	43.80%
		5.97m	5.72m	5.86m	5.24m	5.49m	5.58m	
7	65007	Van Bockel, Adrian	W65	Australia	5.69m	18-08.00	9.44m	41.75%
		5.41m	5.13m	5.69m	5.45m	5.36m	5.42m	

## W70 Shot Put 3kg

Name	Age Team	Finals	Age-Grading Points
1 70075 Thomas, Mary	W72 Australia	7.95m 26-01.00	14.75m 65.22%
		7.89m 7.95m X 7.67m 7.58m 7.91m	
2 70041 Hamilton, Beverley	W71 Australia	7.69m 25-02.75	14.27m 63.08%
		7.42m 7.51m 7.34m 7.21m 7.69m 7.22m	
3 70063 Rocnakova, Milosia	W72 Czech Republic	7.03m 23-00.75	13.04m 57.67%
		6.28m 7.03m 6.52m 6.57m 6.63m 6.66m	
4 70024 Anderson, Lois	W70 New Zealand	6.97m 22-10.50	12.93m 57.18%
		6.27m 6.31m 6.97m 6.79m 6.69m 6.86m	
5 70094 Kulikova, Galina	W74 Russia	6.74m 22-01.50	12.50m 55.29%
		6.74m 6.28m 6.18m 6.51m 5.95m 6.56m	
6 70032 Augustyniak, Maj A	W71 Sweden	6.02m 19-09.00	11.17m 49.38%
		5.91m 6.02m 5.77m 5.42m 5.48m 5.65m	
7 70019 Sokolikova, Danica	W70 Slovakia	5.55m 18-02.50	10.30m 45.53%
		5.55m 5.50m X 5.21m 5.39m 5.50m	

## W75 Shot Put 2kg

Name	Age Team	Finals	Age-Grading Points
1 75044 Tumurbat, Tserendo	W78 Mongolia	9.73m 31-11.25	17.82m 78.79%
2 75043 Padia, Elsbeth	W78 United States of	7.77m 25-06.00	14.23m 62.91%
3 75006 Banens, Janice	W75 Australia	7.73m 25-04.50	14.16m 62.59%
4 75005 Whitaker, Justine	W75 New Zealand	7.41m 24-03.75	13.57m 60.00%
5 75015 Tilak, Shaila	W76 India	5.09m 16-08.50	9.32m 41.21%

## W80 Shot Put 2kg

Name	Age Team	Finals	Age-Grading Points
1 80028 Kovalenskaya, Gali	W82 Russia	7.52m 24-08.25	15.59m 68.93%

## W90 Shot Put 2kg

Name	Age Team	Finals	Age-Grading Points
1 90001 Solaga, Joan	W90 Australia	3.25m 10-08.00	9.15m 40.47%



## World Masters Games - 23/04/2017 to 29/04/2017

## Trusts Arena

## Results - Age Grading: 5 Yr Indiv &amp; 5 yr Multi

## W95+ Shot Put 2kg

Name	Age Team	Finals	Age-Grading Points
1 10001 Kaur, Man	W101 India	2.10m 6-10.75	9.22m 40.78%

## W30 Discus Throw 1kg

Name	Age Team	Finals	Age-Grading Points
1 30046 Ratnawati, Dwi	W34 Indonesia	38.48m 126-03	38.48m 50.10%
		35.76m 38.48m X X 37.57m	
2 30020 Tepea, Teumere Luc	W32 French Polynesia	28.77m 94-05	28.77m 37.46%
		26.49m 25.52m X 25.12m 26.19m 28.77m	

## W35 Discus Throw 1kg

Name	Age Team	Finals	Age-Grading Points
1 35085 Thorausch, Anja	W39 Germany	40.43m 132-08	41.91m 54.58%
		35.17m X 37.04m 35.90m 38.38m 40.43m	
2 35037 Brownrigg, Kristy	W37 Australia	34.43m 112-11	35.69m 46.48%
		33.02m 33.71m 32.20m 34.43m X 32.38m	
3 35034 McCaw, Deborah	W37 New Zealand	32.46m 106-06	33.65m 43.82%
		28.03m 29.52m X 30.86m 31.33m 32.46m	
4 35008 Grayson, Elizabeth	W35 New Zealand	31.65m 103-10	32.81m 42.73%
		27.10m 29.85m 30.05m 28.04m 26.21m 31.65m	
5 35018 Wright, Amanda	W36 Australia	23.33m 76-06	24.18m 31.50%
		23.23m X X 23.33m 21.77m X	

## W40 Discus Throw 1kg

Name	Age Team	Finals	Age-Grading Points
1 40044 Blackwood, Kim	W41 New Zealand	30.74m 100-10	34.27m 44.63%
		X 30.74m X X 27.43m 30.09m	
2 40057 Richmond, Kirsty	W42 New Zealand	26.02m 85-04	29.01m 37.78%
		21.58m 24.36m 18.93m 22.95m 22.78m 26.02m	
3 40072 Nuia, Vave	W42 New Zealand	21.27m 69-09	23.71m 30.88%
		X 17.83m 19.65m 16.50m 18.83m 21.27m	
4 40013 Grieve, Lee	W40 New Zealand	19.28m 63-03	21.49m 27.99%
		16.10m 15.89m 19.28m 15.55m 16.42m 16.84m	
5 40073 Bitcheno, Michelle	W42 New Zealand	18.97m 62-03	21.15m 27.54%
		16.28m 18.59m 18.97m X 18.76m 18.54m	
6 40062 Tauraa, Areau	W42 French Polynesia	17.42m 57-02	19.42m 25.29%
		X 14.34m 16.76m 15.75m 17.42m 16.77m	

## W45 Discus Throw 1kg

Name	Age Team	Finals	Age-Grading Points
1 45002 Schardt, BettinaDa	W45 Germany	43.25m 141-11	52.15m 67.91%
		43.25m 41.92m 40.43m 43.13m 39.32m 41.20m	
2 45020 Osborn, Megan	W45 New Zealand	31.96m 104-10	38.53m 50.18%
		31.96m X 27.88m 30.97m 31.73m X	
3 45127 Matters, Toni	W49 Australia	30.82m 101-01	37.16m 48.39%
		29.61m 25.73m 30.82m 30.42m 28.66m 30.60m	

## World Masters Games - 23/04/2017 to 29/04/2017

## Trusts Arena

## Results - Age Grading: 5 Yr Indiv &amp; 5 yr Multi

## ...W45 Discus Throw 1kg

4	45083	Davis, Brenda	W47	New Zealand	27.91m	91-07	33.65m	43.82%
					25.98m 25.68m 26.71m X 27.91m 27.09m			
5	45061	Mackie, Althea	W47	Australia	26.74m	87-09	32.24m	41.98%
					26.74m 24.34m 25.86m X X X			
6	45030	Chaffey, Mareea	W45	Australia	25.13m	82-05	30.30m	39.46%
					19.89m 24.50m 23.53m 25.13m 23.79m X			
7	45068	Ingram, Richelle	W47	Australia	19.75m	64-09	23.81m	31.01%
					19.75m 19.21m 16.81m 17.65m 19.39m 18.59m			

## W50 Discus Throw 1kg

Name	Age Team	Finals	Age-Grading Points
1 50066 Bates, Raylene	W51 New Zealand	34.54m	113-04 45.34m 59.04%
			31.21m X X X 34.54m 30.27m
2 50166 Hardy, Jayne	W54 Australia	30.74m	100-10 40.35m 52.55%
			28.67m 26.78m X 27.39m 28.80m 30.74m
3 50029 Lindeburg, Edith	W50 United States of	28.59m	93-09 37.53m 48.87%
			21.95m 27.89m 27.47m 23.99m 28.59m 26.44m
4 50163 Harvey, Vivienne	W54 New Zealand	25.41m	83-04 33.35m 43.44%
			21.45m 24.14m X 21.32m 25.41m X
5 50142 Ryan, Tina	W53 New Zealand	24.56m	80-07 32.24m 41.98%
			22.81m X 24.56m X 22.62m X
6 50088 Hodges, Tania	W52 New Zealand	24.18m	79-04 31.74m 41.33%
			19.06m 21.43m 21.57m X X 24.18m
7 50187 Engeler, Deborah	W54 Australia	23.71m	77-09 31.12m 40.53%
			X 22.26m 23.71m X 20.43m 22.74m
8 50145 Whatley, Susan	W53 Australia	21.32m	69-11 27.98m 36.44%
			21.32m 19.31m 19.87m 18.75m 17.14m 18.54m
9 50102 Uili, Lasela	W52 New Zealand	19.91m	65-04 26.13m 34.03%
			19.91m X 16.81m
10 50167 Charles, Vicki	W54 New Zealand	18.07m	59-03 23.72m 30.89%
			18.07m 17.79m 16.96m

## W55 Discus Throw 1kg

Name	Age Team	Finals	Age-Grading Points
1 55145 Gibbons, Sharon	W58 Australia	26.49m	86-11 38.16m 49.69%
			25.99m 26.32m 26.49m 26.37m X X
2 55051 Velcheva, Paulina	W56 Bulgaria	26.14m	85-09 37.65m 49.03%
			23.78m 25.80m 22.60m 26.14m 24.59m 23.14m
3 55049 Hansen, Belinda	W56 Australia	24.26m	79-07 34.95m 45.51%
			24.23m X 24.26m 22.63m 21.61m X
4 55135 Barrett, Mary	W58 Ireland	24.19m	79-04 34.85m 45.38%
			22.44m 20.54m 24.19m 20.21m 20.52m 22.50m
5 55109 Lewis, Patricia	W57 Australia	20.80m	68-03 29.96m 39.02%
			16.50m 20.22m 20.80m X 18.77m 14.33m
6 55174 Silveira, Silvia H	W59 Brazil	20.00m	65-07 28.81m 37.52%
			17.54m 19.44m 18.29m 18.49m X 20.00m
7 55170 Cubban, Ellena	W59 Australia	19.70m	64-07 28.38m 36.95%
			18.67m 17.36m X 18.44m 19.70m 18.38m
8 55104 Sparrow, Wendy Ann	W57 United Kingdom	14.35m	47-01 20.67m 26.92%
			14.35m X X 11.61m 11.39m 12.82m

## World Masters Games - 23/04/2017 to 29/04/2017

## Trusts Arena

## Results - Age Grading: 5 Yr Indiv &amp; 5 yr Multi

## ...W55 Discus Throw 1kg

9	55169	Polkinghorne, Chri	W59	New Zealand	8.59m	28-02	12.37m	16.11%
		8.49m	8.59m	X	-	-	-	

## W60 Discus Throw 1kg

Name	Age Team	Finals	Age-Grading Points
1 60060 Taylor, Jill	W61 Australia	24.09m	79-00 38.45m 50.06%
		22.11m 24.09m X 23.04m 22.45m 22.87m	
2 60148 Dion, Brenda	W60 Canada	16.85m	55-03 26.89m 35.02%
		16.85m 15.81m 15.47m 15.20m 16.20m 15.60m	
3 60054 Maeda, Kayako	W61 Japan	16.78m	55-01 26.78m 34.87%
		X 16.78m X X X 16.54m	
4 60093 Proud, Avril	W62 New Zealand	10.60m	34-09 16.91m 22.03%
		X X 10.60m X 10.33m 10.11m	

## W65 Discus Throw 1kg

Name	Age Team	Finals	Age-Grading Points
1 65078 Tomanek, Margareth	W67 Germany	28.53m	93-07 51.14m 66.60%
		26.94m X 27.04m 26.46m 26.30m 28.53m	
2 65118 Gosztolai, Maria T	W69 Hungary	27.00m	88-07 48.40m 63.03%
		24.69m 26.50m 25.93m 27.00m X 26.02m	
3 65025 Hamilton, Elizabet	W65 New Zealand	21.21m	69-07 38.02m 49.51%
		X 19.83m 20.68m 21.21m 19.68m 19.53m	
4 65115 Callander, Noni	W69 New Zealand	17.93m	58-10 32.14m 41.85%
		17.30m 16.47m 17.02m 17.93m 16.53m 15.76m	
5 65007 Van Bockel, Adrian	W65 Australia	16.72m	54-10 29.97m 39.03%
		14.62m 15.38m 16.72m 16.29m 14.48m 14.94m	
6 65114 Edwards, Sandra	W69 United States of	10.32m	33-10 18.50m 24.09%
		X X 7.50m 10.32m X 9.29m	

## W70 Discus Throw 1kg

Name	Age Team	Finals	Age-Grading Points
1 70075 Thomas, Mary	W72 Australia	22.34m	73-03 45.89m 59.75%
		18.80m X 21.33m X 22.15m 22.34m	
2 70041 Hamilton, Beverley	W71 Australia	21.90m	71-10 44.98m 58.57%
		X 21.10m X 19.50m 19.54m 21.90m	
3 70019 Sokolikova, Danica	W70 Slovakia	16.39m	53-09 33.66m 43.84%
		14.46m 16.02m X 16.39m X 16.05m	
4 70094 Kulikova, Galina	W74 Russia	11.34m	37-02 23.29m 30.33%
		X 11.23m 11.34m X 11.13m 10.89m	
5 70085 Hooda, Sneha Lata	W73 India	8.80m	28-10 18.07m 23.54%
		8.57m X 8.80m 7.75m X 6.94m	

## W75 Discus Throw .75kg

Name	Age Team	Finals	Age-Grading Points
1 75044 Tumurbat, Tserendo	W78 Mongolia	20.34m	66-09 43.82m 57.07%
		20.34m X X 18.16m 19.28m 19.90m	

## World Masters Games - 23/04/2017 to 29/04/2017

## Trusts Arena

## Results - Age Grading: 5 Yr Indiv &amp; 5 yr Multi

## ...W75 Discus Throw .75kg

2	75043	Padia, Elsbeth	W78	United States of	20.09m	65-11	43.28m	56.37%
					17.03m		18.95m	19.69m
					20.09m		19.00m	18.21m
3	75006	Banens, Janice	W75	Australia	17.38m	57-00	37.44m	48.77%
					16.20m		16.60m	16.45m
					X		17.27m	17.38m
4	75005	Whitaker, Justine	W75	New Zealand	17.22m	56-06	37.10m	48.32%
					17.22m		X	X
							16.93m	X
							15.74m	
5	75015	Tilak, Shaila	W76	India	12.02m	39-05	25.89m	33.73%
					11.26m		11.56m	11.49m
							11.78m	10.46m
							12.02m	
6	75034	Sharma, Usha	W78	India	8.41m	27-07	18.12m	23.60%
					7.77m		8.41m	7.06m
							8.10m	X
							7.68m	

## W80 Discus Throw .75kg

Name	Age Team	Finals	Age-Grading Points
1 80028 Kovalenskaya, Gali	W82 Russia	17.71m	58-01 44.66m 58.16%
			15.64m 16.85m X 15.92m 17.08m 17.71m

## W90 Discus Throw .75kg

Name	Age Team	Finals	Age-Grading Points
1 90001 Solaga, Joan	W90 Australia	5.95m	19-06 22.77m 29.65%
			5.95m 5.26m 4.29m 5.21m - -

## W35 Hammer Throw 4kg

Name	Age Team	Finals	Age-Grading Points
1 35034 McCaw, Deborah	W37 United Kingdom	44.25m	145-02 48.41m 62.88%
			X X 39.44m 44.25m X 42.15m
2 35085 Thorausch, Anja	W39 Germany	27.94m	91-08 30.57m 39.70%
			25.48m 27.94m 27.01m 27.42m 27.71m X

## W40 Hammer Throw 4kg

Name	Age Team	Finals	Age-Grading Points
1 40044 Blackwood, Kim	W41 New Zealand	34.01m	111-07 40.00m 51.96%
			34.01m 32.90m 32.97m 33.13m X 32.63m
2 40073 Bitcheno, Michelle	W42 New Zealand	26.78m	87-10 31.50m 40.91%
			26.34m 26.23m 26.78m X 25.02m 25.51m
3 40072 Nuia, Vave	W42 New Zealand	24.01m	78-09 28.24m 36.68%
			23.54m 23.24m 24.01m 23.24m X 20.18m
4 40013 Grieve, Lee	W40 New Zealand	22.34m	73-03 26.27m 34.13%
			20.31m 20.77m 22.34m 20.54m 18.84m 17.28m

## W45 Hammer Throw 4kg

Name	Age Team	Finals	Age-Grading Points
1 45002 Schardt, BettinaDa	W45 Germany	42.80m	140-05 54.42m 70.69%
			42.80m 39.54m X X 40.40m 38.97m
2 45061 Mackie, Althea	W47 Australia	37.90m	124-04 48.19m 62.59%
			35.89m 37.90m 37.82m 37.84m 37.45m 35.72m

## World Masters Games - 23/04/2017 to 29/04/2017

## Trusts Arena

## Results - Age Grading: 5 Yr Indiv &amp; 5 yr Multi

## ...W45 Hammer Throw 4kg

3	45083	Davis, Brenda	W47	New Zealand	35.13m	115-03	44.67m	58.02%
					32.24m	32.37m	34.27m	35.13m 33.94m 34.44m
4	45052	Lachat, Daniela	W46	Switzerland	35.08m	115-01	44.61m	57.94%
					33.59m	35.08m	34.81m	33.43m 33.30m X
5	45018	Dunlea, Karen	W45	New Zealand	31.65m	103-10	40.24m	52.27%
					31.65m	28.56m	31.36m	X 29.51m 25.95m
6	45020	Osborn, Megan	W45	New Zealand	18.62m	61-01	23.67m	30.75%
					X	X	18.62m	X 18.03m X

## W50 Hammer Throw 3kg

Name	Age Team	Finals	Age-Grading Points
1 50166 Hardy, Jayne	W54 Australia	45.06m	147-10 57.84m 75.13%
			41.08m 43.18m 40.69m X X 45.06m
2 50172 Goulter, Anne	W54 New Zealand	40.65m	133-04 52.18m 67.77%
			37.74m 38.55m 36.62m 37.77m 40.65m 38.78m
3 50066 Bates, Raylene	W51 New Zealand	40.41m	132-07 51.87m 67.37%
			35.91m 36.09m X 40.41m X 39.74m
4 50029 Lindeburg, Edith	W50 United States of	33.79m	110-10 43.37m 56.34%
			30.10m 30.96m 33.79m 5.35m 31.29m 31.04m
5 50142 Ryan, Tina	W53 New Zealand	33.31m	109-03 42.76m 55.54%
			X 28.42m 32.15m 32.79m 33.31m 29.27m
6 50163 Harvey, Vivienne	W54 New Zealand	33.18m	108-10 42.59m 55.32%
			31.88m 32.89m 31.62m 32.32m 32.75m 33.18m
7 50088 Hodges, Tania	W52 New Zealand	28.84m	94-07 37.02m 48.08%
			24.10m 27.00m 28.79m 27.59m X 28.84m
8 50102 Uili, Lasela	W52 New Zealand	22.75m	74-08 29.20m 37.93%
			22.75m 17.90m 21.86m 22.75m 20.17m 22.63m
9 50187 Engeler, Deborah	W54 Australia	22.71m	74-06 29.15m 37.86%
			22.71m 21.75m 22.21m
10 50020 Swanepoel, Elizabe	W50 New Zealand	15.28m	50-01 19.61m 25.48%
			11.01m 15.28m 14.23m

## W55 Hammer Throw 3kg

Name	Age Team	Finals	Age-Grading Points
1 55145 Gibbons, Sharon	W58 Australia	33.90m	111-03 47.40m 61.57%
			X X 25.70m 33.90m 32.56m 33.35m
2 55134 Boxall, Agnes	W58 New Zealand	30.82m	101-01 43.09m 55.98%
			30.82m X 24.45m 27.78m X X
3 55020 Gobl, Susanne	W55 Germany	27.58m	90-06 38.56m 50.09%
			26.12m X 26.78m 25.51m X 27.58m
4 55104 Sparrow, Wendy Ann	W57 United Kingdom	18.31m	60-01 25.60m 33.25%
			X 13.93m 16.79m 17.79m 18.31m X
5 55169 Polkinghorne, Chri	W59 New Zealand	13.14m	43-01 18.37m 23.86%
			12.07m 11.71m 11.63m X 13.14m 6.58m

## W60 Hammer Throw 3kg

Name	Age Team	Finals	Age-Grading Points
1 60060 Taylor, Jill	W61 Australia	31.97m	104-11 49.08m 63.75%
			29.58m 29.53m 30.06m X 31.97m 30.29m

**World Masters Games - 23/04/2017 to 29/04/2017****Trusts Arena****Results - Age Grading: 5 Yr Indiv & 5 yr Multi****...W60 Hammer Throw 3kg**

2	60068	Matusova, Anna	W61	Slovakia	30.59m	100-04	46.96m	61.00%
		29.61m	30.59m	28.67m	26.36m	27.22m	30.02m	
3	60001	Moore-Fox, Lucinda	W60	Ireland	26.79m	87-11	41.13m	53.42%
		26.33m	25.59m	26.79m	24.27m	26.37m	25.11m	
4	60054	Maeda, Kayako	W61	Japan	23.17m	76-00	35.57m	46.20%
		20.56m	21.31m	23.17m	20.70m	X	22.33m	

**W65 Hammer Throw 3kg**

Name	Age Team	Finals	Age-Grading Points
1 65078 Tomanek, Margareth	W67 Germany	36.68m	120-04 62.49m 81.17%
			35.05m 35.65m 36.06m 33.26m X 36.68m
2 65007 Van Bockel, Adrian	W65 Australia	22.79m	74-09 38.82m 50.43%
			22.79m 21.56m 20.87m 21.51m 21.56m 22.49m
3 65101 Deleiros, Anne	W68 New Zealand	21.29m	69-10 36.27m 47.11%
			X 19.55m 19.63m 20.97m 20.32m 21.29m
4 65115 Callander, Noni	W69 New Zealand	21.05m	69-01 35.86m 46.58%
			19.37m 20.22m 21.05m 19.32m 19.25m 19.11m

**W70 Hammer Throw 3kg**

Name	Age Team	Finals	Age-Grading Points
1 70075 Thomas, Mary	W72 Australia	28.80m	94-06 55.18m 71.66%
			27.35m 26.74m 26.20m 28.80m 28.20m 27.38m
2 70041 Hamilton, Beverley	W71 Australia	25.62m	84-01 49.08m 63.75%
			22.72m 22.01m 22.61m 21.40m 24.43m 25.62m
3 70019 Sokolikova, Danica	W70 Slovakia	24.30m	79-09 46.55m 60.46%
			X 22.50m 22.84m 20.78m 23.41m 24.30m

**W75 Hammer Throw 2kg**

Name	Age Team	Finals	Age-Grading Points
1 75006 Banens, Janice	W75 Australia	32.62m	107-00 61.71m 80.15%
			32.02m 28.67m 27.69m 32.62m 31.61m 32.08m
2 75044 Tumurbat, Tserendo	W78 Mongolia	27.27m	89-06 51.58m 67.00%
			25.34m 27.27m 25.67m 25.92m 26.48m 27.14m
3 75005 Whitaker, Justine	W75 New Zealand	25.60m	84-00 48.43m 62.90%
			X 25.40m X 25.32m 24.56m 25.60m
4 75043 Padia, Elsbeth	W78 United States of	22.05m	72-04 41.71m 54.18%
			22.05m X X X 21.69m X

**W80 Hammer Throw 2kg**

Name	Age Team	Finals	Age-Grading Points
1 80028 Kovalenskaya, Gali	W82 Russia	22.93m	75-03 49.59m 64.41%
			22.19m 22.06m 21.88m 20.82m 22.93m 20.39m

**World Masters Games - 23/04/2017 to 29/04/2017****Trusts Arena****Results - Age Grading: 5 Yr Indiv & 5 yr Multi****W85 Hammer Throw 2kg**

Name	Age Team	Finals	Age-Grading Points
1 85006 van der Veeken, Cl	W85 New Zealand	16.09m	52-09 40.68m 52.84%
		15.23m 14.32m 16.09m 16.07m X X	
2 85013 Petley, Marcia	W88 New Zealand	15.59m	51-02 39.41m 51.20%
		15.37m 15.07m 15.07m 14.96m 14.60m 15.59m	

**W30 Javelin Throw 600g**

Name	Age Team	Finals	Age-Grading Points
1 30020 Tepea, Teumere Luc	W32 French Polynesia	31.34m	102-10 31.34m 42.93%
		30.04m 27.41m 31.34m 29.93m 28.34m 26.35m	

**W40 Javelin Throw 600g**

Name	Age Team	Finals	Age-Grading Points
1 40104 Tipene, Melissa	W44 New Zealand	33.67m	110-05 38.63m 52.92%
		31.85m 32.30m 28.89m 33.67m 31.64m 32.19m	
2 40044 Blackwood, Kim	W41 New Zealand	32.54m	106-09 37.33m 51.15%
		32.05m 32.54m - 32.00m X 30.79m	
3 40032 Bowers, Jennifer	W41 Canada	27.66m	90-09 31.73m 43.48%
		25.22m 21.05m 21.52m 27.66m 24.30m 25.56m	
4 40109 Leitu, Elisapeta	W44 New Zealand	24.76m	81-03 28.41m 38.92%
		20.86m 17.83m 21.03m 24.76m 22.90m 18.47m	
5 40005 Puletaha, Emeline	W40 New Zealand	24.39m	80-00 27.98m 38.34%
		23.06m 24.39m X 24.12m 22.39m 21.34m	
6 40057 Richmond, Kirsty	W42 New Zealand	23.26m	76-04 26.69m 36.56%
		21.22m 22.91m 23.26m 21.84m 19.81m X	
7 40072 Nuia, Vave	W42 New Zealand	17.60m	57-09 20.19m 27.66%
		X X X 17.60m 17.29m X	
8 40062 Tauraa, Areau	W42 French Polynesia	14.61m	47-11 16.76m 22.96%
		12.65m 13.45m X 13.55m 14.61m 13.24m	

**W45 Javelin Throw 600g**

Name	Age Team	Finals	Age-Grading Points
1 45083 Davis, Brenda	W47 New Zealand	26.89m	88-03 33.55m 45.97%
		25.31m 23.66m 23.43m 23.72m 24.80m 26.89m	
2 45127 Matters, Toni	W49 Australia	26.47m	86-10 33.03m 45.25%
		22.41m 23.24m 25.30m 23.32m X 26.47m	
3 45020 Osborn, Megan	W45 New Zealand	25.83m	84-09 32.23m 44.15%
		25.70m 24.38m 24.67m 25.69m 25.83m 25.59m	
4 45098 Taylor, Kim	W48 Canada	22.81m	74-10 28.46m 38.99%
		X 22.81m X 19.26m 21.56m 21.24m	
5 45068 Ingram, Richelle	W47 Australia	20.06m	65-10 25.03m 34.29%
		20.06m X 17.08m X X 18.14m	
6 45041 Jensen, Julie	W46 New Zealand	19.35m	63-06 24.14m 33.08%
		16.31m 19.35m 18.32m 17.86m X 18.15m	
7 45072 Bacon, Catherine	W47 New Zealand	17.72m	58-02 22.11m 30.29%
		16.67m 14.25m 16.68m 14.12m 17.72m 16.92m	
8 45040 Taylor, Jamie	W46 Australia	17.59m	57-08 21.95m 30.07%
		15.39m 15.37m X 16.26m 14.95m 17.59m	

## World Masters Games - 23/04/2017 to 29/04/2017

## Trusts Arena

## Results - Age Grading: 5 Yr Indiv &amp; 5 yr Multi

## W50 Javelin Throw 500g

Name	Age Team	Finals	Age-Grading Points
1 50166 Hardy, Jayne	W54 Australia	29.91m	98-01 39.32m 53.86%
27.88m 29.19m X 28.54m 29.91m 28.75m			
2 50180 Foster, Amanda	W54 New Zealand	25.95m	85-02 34.11m 46.73%
25.95m X X X X 25.77m			
3 50029 Lindeburg, Edith	W50 United States of	25.44m	83-05 33.44m 45.81%
23.03m 25.44m 21.92m X 24.10m 24.96m			
4 50141 Morgunova, Alexand	W53 Russia	25.10m	82-04 32.99m 45.20%
18.51m 16.89m 21.19m 20.85m 25.10m 18.76m			
5 50163 Harvey, Vivienne	W54 New Zealand	21.69m	71-02 28.51m 39.06%
19.34m 20.07m 20.33m 21.55m 21.69m X			
6 50088 Hodges, Tania	W52 New Zealand	18.14m	59-06 23.84m 32.67%
X 16.60m 18.14m X X 17.80m			
7 50167 Charles, Vicki	W54 New Zealand	16.67m	54-08 21.91m 30.02%
16.67m 14.72m 15.91m 15.51m 15.98m 15.54m			
8 50145 Whatley, Susan	W53 Australia	16.43m	53-11 21.60m 29.59%
14.49m X 16.29m 14.56m 15.60m 16.43m			
9 50102 Uili, Lasela	W52 New Zealand	13.43m	44-01 17.65m 24.19%
11.75m 12.43m 13.43m			

## W55 Javelin Throw 500g

Name	Age Team	Finals	Age-Grading Points
1 55175 Dabrowski, Barbara	W59 Canada	31.50m	103-04 45.61m 62.49%
31.50m 31.10m X 30.38m 29.08m 31.39m			
2 55176 Jones, Terri	W59 Canada	22.88m	75-01 33.13m 45.39%
22.88m 21.86m 21.82m 22.04m 20.02m X			
3 55057 Barr, Joellen	W56 Canada	21.54m	70-08 31.19m 42.73%
19.92m X 17.18m 21.54m X X			
4 55135 Barrett, Mary	W58 Ireland	21.29m	69-10 30.83m 42.23%
20.64m 19.59m 21.29m 19.85m 20.07m 19.68m			
5 55132 Phelps, Jo	W58 United States of	20.53m	67-04 29.73m 40.73%
18.94m 20.17m 18.91m 17.50m X 20.53m			
6 55081 Hall, Tammy	W56 United States of	19.80m	64-11 28.67m 39.28%
17.87m 19.80m X 15.90m X 15.45m			
7 55044 Hayman, Jill	W56 New Zealand	19.74m	64-09 28.58m 39.16%
15.41m 19.74m X X X X			
8 55170 Cubban, Ellena	W59 Australia	19.25m	63-02 27.87m 38.19%
18.92m X 17.91m X 16.64m 19.25m			
9 55109 Lewis, Patricia	W57 Australia	18.25m	59-10 26.42m 36.20%
16.99m 18.25m X			
10 55104 Sparrow, Wendy Ann	W57 United Kingdom	10.06m	33-00 14.56m 19.96%
6.72m 7.69m 10.06m			
11 55169 Polkinghorne, Chri	W59 New Zealand	7.37m	24-02 10.67m 14.62%
7.37m 6.47m 7.34m			

## W60-69 Javelin Throw 500g

Name	Age Team	Finals	Age-Grading Points
1 60054 Maeda, Kayako	W61 Japan	21.18m	69-06 34.13m 46.77%
X 18.61m 18.71m X 21.18m X			



## World Masters Games - 23/04/2017 to 29/04/2017

## Trusts Arena

## Results - Age Grading: 5 Yr Indiv &amp; 5 yr Multi

## ...W60-69 Javelin Throw 500g

1	65045 Richter, Maria Apa	W66 Brazil	20.02m	65-08	36.37m	49.84%
	17.32m	15.60m	18.35m	18.13m	18.16m	20.02m
2	60148 Dion, Brenda	W60 Canada	20.01m	65-08	32.25m	44.18%
	20.01m	19.84m	X	18.47m	19.90m	19.88m
2	65025 Hamilton, Elizabet	W65 New Zealand	18.62m	61-01	33.83m	46.35%
	14.03m	18.62m	14.41m	13.64m	13.53m	X
3	65115 Callander, Noni	W69 New Zealand	14.56m	47-09	26.45m	36.25%
	14.43m	13.29m	13.74m	14.56m	14.37m	14.05m
4	65036 Baker, Joy	W65 New Zealand	13.37m	43-10	24.29m	33.28%
	X	9.86m	12.54m	13.00m	13.37m	11.52m
5	65007 Van Bockel, Adrian	W65 Australia	12.14m	39-10	22.05m	30.22%
	12.14m	X	12.14m	X	12.10m	11.40m

## W70 Javelin Throw 500g

Name	Age Team	Finals	Age-Grading Points
1 70075 Thomas, Mary	W72 Australia	20.53m	67-04 43.09m 59.03%
		19.97m	20.03m 19.83m 20.10m 20.53m 18.71m
2 70104 Myronova, Liubov	W70 Ukraine	15.39m	50-06 32.30m 44.25%
		14.89m	15.39m X 14.24m 15.17m 15.34m
3 70041 Hamilton, Beverley	W71 Australia	15.02m	49-03 31.52m 43.19%
		13.73m	14.41m 15.02m 14.88m 14.58m 14.37m
4 70085 Hooda, Sneh Lata	W73 India	10.50m	34-05 22.04m 30.19%
		8.14m	X 8.58m 10.50m X 8.63m

## W75 Javelin Throw 400g

Name	Age Team	Finals	Age-Grading Points
1 75044 Tumurbat, Tserendo	W78 Mongolia	20.53m	67-04 46.79m 64.10%
		18.20m	X 18.45m 18.24m 18.63m 20.53m
2 75043 Padia, Elsbeth	W78 United States of	20.41m	66-11 46.52m 63.72%
		18.58m	18.98m 20.41m 19.27m 16.68m 18.87m
3 75006 Banens, Janice	W75 Australia	15.79m	51-10 35.99m 49.30%
		14.78m	14.77m 15.79m 14.63m 14.13m 14.25m
4 75005 Whitaker, Justine	W75 New Zealand	14.63m	48-00 33.34m 45.68%
		12.22m	12.87m 10.24m 13.37m 12.69m 14.63m
5 75015 Tilak, Shaila	W76 India	12.09m	39-08 27.55m 37.75%
		10.49m	9.87m 11.67m 12.09m 11.24m 10.76m

## W80 Javelin Throw 400g

Name	Age Team	Finals	Age-Grading Points
1 80028 Kovalenskaya, Gali	W82 Russia	14.22m	46-08 38.57m 52.84%
		14.22m	X X 13.32m 12.82m 12.27m

## W95+ Javelin Throw 400g

Name	Age Team	Finals	Age-Grading Points
1 10001 Kaur, Man	W101 India	5.12m	16-09 58.04m 79.50%
		4.23m	4.85m X 5.12m

**World Masters Games - 23/04/2017 to 29/04/2017****Trusts Arena****Results - Age Grading: 5 Yr Indiv & 5 yr Multi****W35 1500 Metre Race Walk**

Name	Age Team	Finals	Age-Grading
1 35057 Jones, Victoria	W38 New Zealand	10:45.35	10:39.29 52.72%

**W40 1500 Metre Race Walk**

Name	Age Team	Finals	Age-Grading
1 40098 Lecharrois, Elyse	W44 Canada	9:54.74	9:32.44 58.87%
2 40022 Irvine, Carroll	W41 New Zealand	10:44.44	10:20.28 54.33%

**W45 1500 Metre Race Walk**

Name	Age Team	Finals	Age-Grading
1 45121 Adams, Diana	W49 Australia	7:51.20	7:15.87 77.32%
2 45128 Wildsmith, Larissa	W49 New Zealand	9:29.07	8:46.39 64.02%
3 45071 Thistlewaite, Kare	W47 Australia	10:00.14	9:15.13 60.71%
4 45053 Chisholm, Sharon	W46 Canada	10:36.66	9:48.92 57.22%
5 45093 Porter, Arsenia	W48 US Minor Outlyin	10:49.71	10:00.99 56.07%

**W50 1500 Metre Race Walk**

Name	Age Team	Finals	Age-Grading
1 50018 Smith, Corinne	W50 New Zealand	7:34.53	6:43.40 83.54%
2 50087 Koroina, Irina	W52 Russia	7:42.64	6:50.60 82.08%
3 50134 Staunton-Jugovic,	W53 Australia	7:47.70	6:55.09 81.19%
4 50185 Weekes, Anne	W54 Australia	8:32.15	7:34.54 74.14%
5 50177 Palmer, Ginger Arm	W54 United States of	10:21.18	9:11.30 61.13%
6 50080 Nesti, Deborah	W52 New Zealand	10:44.87	9:32.33 58.88%
7 50164 Vaughan-Jones, Gil	W54 Australia	10:46.54	9:33.81 58.73%

**W55 1500 Metre Race Walk**

Name	Age Team	Finals	Age-Grading
1 55004 Kichenbrand, Franc	W55 South Africa	8:17.40	7:02.80 79.71%
2 55161 Grimmett, Teresa	W59 New Zealand	9:08.65	7:46.36 72.26%
3 55115 Archibald, Sandra	W58 Canada	9:17.10	7:53.54 71.17%
4 55035 Hutton, Julianne	W55 New Zealand	9:38.04	8:11.34 68.59%
5 55127 Love, Bonnie	W58 Canada	10:31.37	8:56.67 62.80%
6 55071 D Souza, Tereza Th	W56 India	10:40.88	9:04.75 61.86%
7 55158 Cheechoo, Rachael	W59 Canada	10:53.96	9:15.87 60.63%
8 55061 Maybee, Mary-Ellen	W56 Canada	11:07.35	9:27.25 59.41%

**W60 1500 Metre Race Walk**

Name	Age Team	Finals	Age-Grading
1 60113 Dominguez epouse A	W63 New Caledonia	9:16.50	7:31.10 74.71%
2 60121 Clark, Wendy	W63 United States of	9:25.49	7:38.39 73.52%
3 60135 Hamilton, Marianne	W64 United States of	9:56.78	8:03.75 69.66%
4 60132 Avilova, Vera	W64 Russia	10:06.81	8:11.89 68.51%
5 60131 Hancock, Elizabeth	W64 United States of	12:45.51	10:20.53 54.31%

**World Masters Games - 23/04/2017 to 29/04/2017****Trusts Arena****Results - Age Grading: 5 Yr Indiv & 5 yr Multi****...W60 1500 Metre Race Walk**

6	60096	Diver, Mary	W63	United States of	13:07.84	10:38.63	52.77%
7	60024	O'Hara, Marylin	W60	New Zealand	14:15.99	11:33.87	48.57%

**W65 1500 Metre Race Walk**

Name	Age	Team	Finals	Age-Grading
1 65074 Carr, Heather	W67	New Zealand	8:11.52	6:17.59 89.25%
2 65010 Yasawa, Miyoko	W65	Japan	9:15.75	7:06.93 78.94%
3 65075 Wright, Sharon M.	W67	Canada	10:01.24	7:41.88 72.96%
4 65076 Tella, Lalitha	W67	Canada	10:34.42	8:07.37 69.15%

**W70 1500 Metre Race Walk**

Name	Age	Team	Finals	Age-Grading
1 70038 Wilson, Jacqueline	W71	New Zealand	8:55.65	6:27.07 87.07%
2 70003 Eichel, Yoko	W70	United States of	8:59.81	6:30.07 86.40%
3 70053 Frable, Kathleen	W71	United States of	9:28.07	6:50.49 82.10%
4 70027 Barber, Shirley	W70	New Zealand	10:58.96	7:56.17 70.77%
5 70085 Hooda, Sneha Lata	W73	India	14:41.64	10:37.08 52.90%

**W75 1500 Metre Race Walk**

Name	Age	Team	Finals	Age-Grading
1 75011 Jones, Daphne	W75	New Zealand	10:27.80	7:03.08 79.65%
2 75017 Popell, catherine	W76	United States of	11:48.17	7:57.24 70.61%
3 75008 Kolesnikova, Alla	W75	Russia	12:21.66	8:19.81 67.43%
4 75034 Sharma, Usha	W78	India	13:38.44	9:11.55 61.10%
5 75015 Tilak, Shaila	W76	India	15:10.53	10:13.61 54.92%

**W90 1500 Metre Race Walk**

Name	Age	Team	Finals	Age-Grading
1 90001 Solaga, Joan	W90	Australia	18:41.85	9:31.48 58.97%

**W35 3000 Metre Race Walk**

Name	Age	Team	Finals	Age-Grading
1 35057 Jones, Victoria	W38	New Zealand	22:39.43	22:26.66 51.61%

**W40 3000 Metre Race Walk**

Name	Age	Team	Finals	Age-Grading
1 40098 Lecharrois, Elyse	W44	Canada	20:52.67	20:05.70 57.64%
2 40022 Irvine, Carroll	W41	New Zealand	22:19.93	21:29.69 53.89%

## World Masters Games - 23/04/2017 to 29/04/2017

## Trusts Arena

## Results - Age Grading: 5 Yr Indiv &amp; 5 yr Multi

## W45 3000 Metre Race Walk

Name	Age Team	Finals	Age-Grading
1 45121 Adams, Diana	W49 Australia	16:52.12	15:36.22 74.24%
2 45128 Wildsmith, Larissa	W49 New Zealand	19:29.06	18:01.39 64.27%
3 45053 Chisholm, Sharon	W46 Canada	22:22.18	20:41.52 55.98%

## W50 3000 Metre Race Walk

Name	Age Team	Finals	Age-Grading
1 50018 Smith, Corinne	W50 New Zealand	15:35.43	13:50.20 83.72%
2 50087 Koroina, Irina	W52 Russia	16:38.94	14:46.56 78.39%
3 50134 Staunton-Jugovic,	W53 Australia	17:09.65	15:13.82 76.05%
4 50185 Weekes, Anne	W54 Australia	17:50.59	15:50.15 73.15%
5 50177 Palmer, Ginger Arm	W54 United States of	21:39.76	19:13.54 60.25%
6 50080 Nesti, Deborah	W52 New Zealand	23:50.67	21:09.73 54.74%
7 50187 Engeler, Deborah	W54 Australia	24:27.33	21:42.26 53.37%
-- 50164 Vaughan-Jones, Gil	W54 Australia	DQ	Rule 230.7
-- 50147 Vos, Rose-Marie	W53 New Zealand	DQ	Rule 230.7

## W55 3000 Metre Race Walk

Name	Age Team	Finals	Age-Grading
1 55004 Kichenbrand, Franc	W55 South Africa	17:25.47	14:46.77 78.37%
2 55115 Archibald, Sandra	W58 Canada	19:00.32	16:07.22 71.86%
3 55035 Hutton, Julianne	W55 New Zealand	20:17.60	17:12.77 67.29%
4 55158 Cheechoo, Rachael	W59 Canada	22:16.10	18:53.29 61.33%
5 55061 Maybee, Mary-Ellen	W56 Canada	22:51.36	19:23.19 59.75%
-- 55127 Love, Bonnie	W58 Canada	DQ	Rule 230.7
-- 55161 Grimmett, Teresa	W59 New Zealand	DQ	Rule 230.4
-- 55071 D Souza, Tereza Th	W56 India	DQ	Rule 230.7

## W60 3000 Metre Race Walk

Name	Age Team	Finals	Age-Grading
1 60113 Dominguez epouse A	W63 New Caledonia	19:06.75	15:24.17 75.20%
2 60121 Clark, Wendy	W63 United States of	19:07.61	15:24.86 75.15%
3 60131 Hancock, Elizabeth	W64 United States of	26:05.28	21:01.46 55.09%
4 60096 Diver, Mary	W63 United States of	27:20.82	22:02.34 52.56%
5 60024 O'Hara, Marylin	W60 New Zealand	29:08.44	23:29.07 49.32%
-- 60132 Avilova, Vera	W64 Russia	DQ	Rule 230.7
-- 60135 Hamilton, Marianne	W64 United States of	DQ	Rule 230.7

## W65 3000 Metre Race Walk

Name	Age Team	Finals	Age-Grading
1 65074 Carr, Heather	W67 New Zealand	17:44.64	13:29.56 85.85%
2 65010 Yasawa, Miyoko	W65 Japan	18:59.29	14:26.32 80.22%
3 65075 Wright, Sharon M.	W67 Canada	20:52.52	15:52.42 72.97%
4 65076 Tella, Lalitha	W67 Canada	21:43.06	16:30.85 70.14%

## World Masters Games - 23/04/2017 to 29/04/2017

## Trusts Arena

## Results - Age Grading: 5 Yr Indiv &amp; 5 yr Multi

## W70 3000 Metre Race Walk

Name	Age Team	Finals	Age-Grading
1 70038 Wilson, Jacqueline	W71 New Zealand	18:53.35	13:26.72 86.15%
2 70003 Eichel, Yoko	W70 United States of	19:17.93	13:44.22 84.32%
3 70053 Frable, Kathleen	W71 United States of	20:20.50	14:28.76 80.00%
4 70027 Barber, Shirley	W70 New Zealand	22:31.42	16:01.95 72.25%
-- 70058 Mienie, Dawn	W71 New Zealand	DQ	Rule 230.7

## W75 3000 Metre Race Walk

Name	Age Team	Finals	Age-Grading
1 75011 Jones, Daphne	W75 New Zealand	21:40.18	14:18.38 80.97%
-- 75008 Kolesnikova, Alla	W75 Russia	DQ	Rule 230.7

## W90 3000 Metre Race Walk

Name	Age Team	Finals	Age-Grading
1 90002 Lee, Heather	W90 Australia	26:52.70	13:04.74 88.56%

## W35 5000 Metre Race Walk

Name	Age Team	Finals	Age-Grading Points
1 35057 Jones, Victoria	W38 New Zealand	38:56.39	38:34.43 51.29%

## W40 5000 Metre Race Walk

Name	Age Team	Finals	Age-Grading Points
1 40098 Lecharrois, Elyse	W44 Canada	38:40.80	37:13.78 53.14%
2 40022 Irvine, Carroll	W41 New Zealand	38:57.01	37:29.38 52.77%

## W45 5000 Metre Race Walk

Name	Age Team	Finals	Age-Grading Points
1 45121 Adams, Diana	W49 Australia	29:08.28	26:57.16 73.40%
2 45128 Wildsmith, Larissa	W49 New Zealand	33:20.14	30:50.14 64.16%
3 45053 Chisholm, Sharon	W46 Canada	37:44.64	34:54.80 56.66%
-- 45129 Kelsen, Meridy	W49 New Zealand	DQ	Rule 230.7

## W50 5000 Metre Race Walk

Name	Age Team	Finals	Age-Grading Points
1 50018 Smith, Corinne	W50 New Zealand	27:23.14	24:16.81 81.48%
2 50087 Koroina, Irina	W52 Russia	28:57.27	25:40.27 77.06%
3 50134 Staunton-Jugovic,	W53 Australia	30:19.25	26:52.95 73.59%
4 50185 Weekes, Anne	W54 Australia	30:52.73	27:22.64 72.26%
5 50177 Palmer, Ginger Arm	W54 United States of	37:06.93	32:54.40 60.12%
6 50080 Nesti, Deborah	W52 New Zealand	41:50.57	37:05.88 53.33%
-- 50164 Vaughan-Jones, Gil	W54 Australia	DNF	

## World Masters Games - 23/04/2017 to 29/04/2017

## Trusts Arena

## Results - Age Grading: 5 Yr Indiv &amp; 5 yr Multi

## W55 5000 Metre Race Walk

Name	Age Team	Finals	Age-Grading Points
1 55004 Kichenbrand, Franc	W55 South Africa	29:51.90	25:14.34 78.38%
2 55115 Archibald, Sandra	W58 Canada	32:27.69	27:26.00 72.11%
3 55035 Hutton, Julianne	W55 New Zealand	35:54.51	30:20.78 65.19%
4 55127 Love, Bonnie	W58 Canada	37:48.69	31:57.28 61.91%
5 55158 Cheechoo, Rachael	W59 Canada	38:30.47	32:32.58 60.79%
6 55061 Maybee, Mary-Ellen	W56 Canada	38:44.24	32:44.22 60.43%
-- 55194 Shedova, Halyna	W56 Ukraine	DQ	Rule 230.7
-- 55161 Grimmett, Teresa	W59 New Zealand	DQ	Rule 230.7
-- 55071 D Souza, Tereza Th	W56 India	DQ	Rule 230.7

## W60 5000 Metre Race Walk

Name	Age Team	Finals	Age-Grading Points
1 60121 Clark, Wendy	W63 United States of	33:03.10	26:27.48 74.77%
2 60113 Dominguez epouse A	W63 New Caledonia	33:18.60	26:39.88 74.19%
3 60135 Hamilton, Marianne	W64 United States of	35:10.46	28:09.43 70.26%
4 60131 Hancock, Elizabeth	W64 United States of	44:54.13	35:56.66 55.04%
-- 60082 Ryianina, Irina	W62 Russia	DQ	R230.7YC125.5
-- 60096 Diver, Mary	W63 United States of	DQ	Rule 230.7
-- 60024 O'Hara, Marylin	W60 New Zealand	DQ	Rule 230.7
-- 60128 Cummings, Irene	W64 New Zealand	DQ	Rule 230.7
-- 60132 Avilova, Vera	W64 Russia	DQ	Rule 230.7

## W65 5000 Metre Race Walk

Name	Age Team	Finals	Age-Grading Points
1 65074 Carr, Heather	W67 New Zealand	30:22.71	22:52.14 86.51%
2 65010 Yasawa, Miyoko	W65 Japan	31:55.44	24:01.95 82.32%
3 65075 Wright, Sharon M.	W67 Canada	35:20.57	26:36.37 74.36%
4 65076 Tella, Lalitha	W67 Canada	36:50.41	27:44.00 71.33%

## W70 5000 Metre Race Walk

Name	Age Team	Finals	Age-Grading Points
1 70038 Wilson, Jacqueline	W71 New Zealand	32:26.32	22:46.32 86.88%
2 70003 Eichel, Yoko	W70 United States of	32:46.99	23:00.83 85.96%
3 70053 Frable, Kathleen	W71 United States of	33:26.60	23:28.64 84.27%
4 70027 Barber, Shirley	W70 New Zealand	38:02.19	26:42.10 74.09%
-- 70058 Mienie, Dawn	W71 New Zealand	DQ	Rule 230.7

## W75 5000 Metre Race Walk

Name	Age Team	Finals	Age-Grading Points
1 75011 Jones, Daphne	W75 New Zealand	36:27.57	23:37.99 83.71%

**World Masters Games - 23/04/2017 to 29/04/2017****Trusts Arena****Results - Age Grading: 5 Yr Indiv & 5 yr Multi****W90 5000 Metre Race Walk**

Name	Age Team	Finals	Age-Grading Points
1 90002 Lee, Heather	W90 Australia	45:57.13	21:30.07 92.01%

**W50+ 1500 Metre Para**

Name	Age Team	Finals	Age-Grading
1 50053 Bolormaa T12, Ban W51	Mongolia	6:16.80	5:25.07 71.52%

**Women 4x100 Metre Relay 160-199**

Team	Finals	Points
1 Bay Batons 'A'	56.38	
1) 55044 Hayman, Jill 56	2) 35054 Drotsky, Veruschka 38	
3) 40061 Hetaraka, Zerena 42	4) 30037 Iyer, Ugandhrie 33	

**Women 4x400 Metre Relay 160-199**

Team	Finals	Points
1 Southern Stars 'A'	4:38.33	
1) 35063 Dryburgh, Jennifer Alys 3	2) 40074 Rowberry, Rachael 42	
3) 55025 MacLeod, Heather 55	4) 40034 Muir, Jane 41	
2 Flabs Not Abs 'A'	4:40.22	
1) 40051 Gambaro, Catherine 41	2) 40066 Greenhaigh, Nuree 42	
3) 40025 Stanley, Anna 41	4) 45026 Shattky, Anna 45	
3 Rassue 'A'	5:01.32	
1) 45105 Savidova, Tamara 48	2) 45135 Doronkina, Oxana 49	
3) 50141 Morgunova, Alexandra 53	4) 55015 Vershanskaya, Liubov 55	

**Women 4x100 Metre Relay 200 -239**

Team	Finals	Points
1 Where's the finish 'A'	1:04.62	
1) 55132 Phelps, Jo 58	2) 55193 Larkin, Eileen 56	
3) 55028 Stenseth, Maren 55	4) 50022 Roux, Maryline 50	
2 Tahiti 'A'	1:08.14	
1) 50154 Teriierooriterai, Alberti	2) 55131 Meunier, Dominique 58	
3) 55041 Johnston, Lylen 55	4) 40021 Charles, Virginie 40	
-- Mongolia 'A'	DQ	Rule 170.7
1) 50041 Naran, Luvsan-ish 50	2) 50083 Terbish, Choilgavaa 52	
3) 55126 Oyuntstseg, Tserendash 58	4) 60074 Erdenechimeg, Natsag 62	

**Women 4x400 Metre Relay 200 -239**

Team	Finals	Points
1 The Hot Sweats 'A'	4:52.33	
1) 45047 Malmberg, Ceilla Helena T	2) 55130 Basman, Robyn 58	
3) 50138 Hunt, Sally 53	4) 55030 Gunn, Victoria 55	
2 Mongolia 'A'	7:53.99	
1) 50041 Naran, Luvsan-ish 50	2) 65099 Ayur, Gunchin 68	

## World Masters Games - 23/04/2017 to 29/04/2017

## Trusts Arena

## Results - Age Grading: 5 Yr Indiv &amp; 5 yr Multi

## ...Women 4x400 Metre Relay 200 -239

3) 55126 Oyuntstseg, Tserendash 58 4) 50083 Terbish, Choilgavaa 52

## Women 4x100 Metre Relay 240+

Team	Finals	Points
1 North Harbour Bays 'A'	1:04.46	
1) 55134 Boxall, Agnes 58	2) 65101 Deleiros, Anne 68	
3) 50172 Goulter, Anne 54	4) 70086 Waring, Christine 73	
2 Czech Republic 'A'	1:19.10	
1) 60137 Liskova, Jozefa 64	2) 70017 Halmova, Annamaria 70	
3) 70063 Rocnakova, Miloslava 72	4) 60068 Matusova, Anna 61	

## Women 4x400 Metre Relay 240+

Team	Finals	Points
1 North Harbour Bays 'A'	6:00.80	
1) 70086 Waring, Christine 73	2) 65049 Ashe, Tui 66	
3) 50172 Goulter, Anne 54	4) 55044 Hayman, Jill 56	
2 Tahiti 'A'	6:46.61	
1) 70055 Arnould, Françoise 71	2) 65090 Ramond, Evelyne 68	
3) 55041 Johnston, Lylen 55	4) 55131 Meunier, Dominique 58	

## Women 4x100 Metre Relay U160

Team	Finals
1 We're Back Too 'A'	53.53
1) 45043 Brunner, Chantal 46	2) 30034 Cowley, Sarah 33
3) 40034 Muir, Jane 41	4) 40047 Fougere, Simone 41
2 We're Back 'A'	56.31
1) 35075 Fougere, Nicole 39	2) 35063 Dryburgh, Jennifer Alys 3
3) 35069 Barker, Bryony 38	4) 45026 Shattky, Anna 45

## M30 100 Metre

Name	Age	Team	Finals	Wind	Age-Grading
1 30041 Farlow, Adam	M34	Australia	11.35	-1.5	11.36 86.26%
2 30024 Tanaka, Jun	M32	Japan	11.88	-1.5	11.89 82.41%
3 30032 Simonella, Lucio E	M33	Argentina	11.93	-1.5	11.94 82.06%
4 30047 Weekes, Andrew	M34	New Zealand	11.95	-1.5	11.96 81.92%
5 30007 Crombie, Luke	M30	New Zealand	12.64	-1.5	12.65 77.45%
6 30039 Merzdorf, Enrico	M33	Germany	13.00	-1.5	13.01 75.31%
7 30030 Riddet, Gordon	M32	New Zealand	14.07	-1.5	14.08 69.58%

## M35 100 Metre

Name	Age	Team	Prelims	Wind	Age-Grading	H#
Preliminaries						
1 35047 Potter, Benjamin	M37	New Zealand	11.59Q	-1.5	11.44 85.59%	1
2 35074 Permal, Roveen Shi	M39	Fiji	13.09Q	-1.7	12.92 75.78%	2
3 35052 Garrett, David	M38	New Zealand	12.08Q	-1.5	11.93 82.12%	1



## World Masters Games - 23/04/2017 to 29/04/2017

## Trusts Arena

## Results - Age Grading: 5 Yr Indiv &amp; 5 yr Multi

## ...M35 100 Metre

4	35021	Verar, Wilferdo	M36	New Zealand	14.23Q	-1.7	14.05	69.71%	2
5	35049	Hanekom, Gideon	M37	New Zealand	12.42Q	-1.5	12.26	79.87%	1
6	35020	Orr, Robert	M36	New Zealand	12.63Q	-1.7	12.47	78.54%	2
7	35080	Carnate, Brian	M39	Canada	11.63q	-1.7	11.48	85.30%	2
8	35011	McGovern, Scott	M35	New Zealand	12.90q	-1.7	12.74	76.90%	2
9	35059	Patil, Parag	M38	India	13.38	-1.5	13.21	74.14%	1
10	35079	Campbell, Nicholas	M39	New Zealand	15.15	-1.5	14.96	65.48%	1

## M35 100 Metre

Name	Age	Team	Finals	Wind	Age-Grading
------	-----	------	--------	------	-------------

## Finals

1	35080	Carnate, Brian	M39	Canada	11.51	NWI	11.36	86.19%
2	35047	Potter, Benjamin	M37	New Zealand	11.52	NWI	11.37	86.11%
3	35052	Garrett, David	M38	New Zealand	12.11	NWI	11.96	81.92%
4	35049	Hanekom, Gideon	M37	New Zealand	12.42	NWI	12.26	79.87%
5	35020	Orr, Robert	M36	New Zealand	12.60	NWI	12.44	78.73%
6	35011	McGovern, Scott	M35	New Zealand	13.05	NWI	12.88	76.02%
7	35074	Permal, Roveen Shi	M39	Fiji	13.15	NWI	12.98	75.44%

## M40 100 Metre

Name	Age	Team	Prelims	Wind	Age-Grading	H#
------	-----	------	---------	------	-------------	----

## Preliminaries

1	40077	Minakuchi, Masato	M43	Japan	11.77Q	-1.9	11.28	86.83%	1
2	40027	Bubnov, Pavel	M41	Russia	11.90Q	-1.4	11.40	85.88%	2
3	40084	Lambert, Mark Will	M43	New Zealand	12.09Q	-1.2	11.58	84.53%	4
4	40024	Nightingale, James	M41	New Zealand	12.18Q	-2.1	11.67	83.91%	3
5	40017	Zaitcev, Ivan	M40	Russia	11.92Q	-1.4	11.42	85.74%	2
6	40097	Ishiguro, Fumiyaso	M43	Japan	11.96Q	-1.9	11.46	85.45%	1
7	40036	Mannix, Shane	M41	New Zealand	12.51Q	-1.2	11.99	81.69%	4
8	40012	Deepak, Deepak	M40	India	14.01Q	-2.1	13.42	72.95%	3
9	40019	Kraft, Alejandro A	M40	Argentina	12.73Q	-1.9	12.20	80.28%	1
10	40093	Maier, Bjoern	M43	Germany	13.05Q	-1.2	12.50	78.31%	4
11	40091	Arao, Daisuke	M43	New Zealand	13.21Q	-1.4	12.66	77.37%	2
12	40110	Bolton, Nicholas	M44	New Zealand	14.30Q	-2.1	13.70	71.47%	3
13	40007	Pakenham, Francis	M40	New Zealand	13.26q	-1.9	12.71	77.07%	1
14	40108	Batchelor, Robert	M44	New Zealand	13.32q	-1.4	12.76	76.73%	2
15	40014	McLean, Andrew	M40	Australia	13.36q	-1.9	12.80	76.50%	1
16	40107	Nogaj, Stefan	M44	New Zealand	13.48q	-1.2	12.92	75.82%	4
17	40069	Brown, Gavin	M42	New Zealand	17.45	-2.1	16.72	58.57%	3
18	40112	du Plessis, Morne	M44	New Zealand	24.70	-1.9	23.66	41.38%	1
19	40006	Schollum, Matthew	M40	New Zealand	1:23.21	-2.1	1:19.70	12.28%	3

## M40 100 Metre

Name	Age	Team	Finals	Wind	Age-Grading	H#
------	-----	------	--------	------	-------------	----

## Finals

1	40027	Bubnov, Pavel	M41	Russia	11.66	NWI	11.17	87.65%	1
2	40077	Minakuchi, Masato	M43	Japan	11.67	NWI	11.18	87.57%	1
3	40097	Ishiguro, Fumiyaso	M43	Japan	11.85	NWI	11.35	86.24%	1
4	40017	Zaitcev, Ivan	M40	Russia	11.87	NWI	11.37	86.10%	1

## World Masters Games - 23/04/2017 to 29/04/2017

## Trusts Arena

## Results - Age Grading: 5 Yr Indiv &amp; 5 yr Multi

## ...M40 100 Metre

5	40024	Nightingale, James	M41	New Zealand	11.92	NWI	11.42	85.74%	1
6	40084	Lambert, Mark Will	M43	New Zealand	11.99	NWI	11.49	85.24%	1
7	40036	Mannix, Shane	M41	New Zealand	12.26	NWI	11.75	83.36%	1
8	40019	Kraft, Alejandro A	M40	Argentina	12.98	-3.3	12.44	78.74%	2
9	40012	Deepak, Deepak	M40	India	13.91	NWI	13.33	73.47%	1
10	40108	Batchelor, Robert	M44	New Zealand	16.14	-3.3	15.46	63.32%	2

## M45 100 Metre

Name	Age	Team	Prelims	Wind	Age-Grading	H#
Preliminaries						
1	45073	Hargreaves, Steven	M47	New Zealand	12.00Q -2.6	11.15 87.83% 1
2	45136	Hanna, Robert	M49	Australia	12.36Q -1.3	11.48 85.28% 2
3	45012	Cassin, Andrew	M45	Australia	12.15Q -2.6	11.29 86.75% 1
4	45028	DeMarco, David	M45	United States of	12.65Q -1.3	11.75 83.32% 2
5	45065	David, Alexander B	M47	Germany	12.70Q -1.3	11.80 82.99% 2
6	45092	Dorset, Scott	M48	United Kingdom	12.80Q -2.6	11.89 82.34% 1
7	45078	Dietz, Stefan Joha	M47	Germany	12.76q -1.3	11.86 82.60% 2
8	45009	Baird, Jonathan	M45	New Zealand	13.15q -2.6	12.22 80.15% 1
9	45094	Boros, Zoltan	M48	Hungary	13.29 -2.6	12.35 79.31% 1
10	45103	Rogo, Henry	M48	New Zealand	13.30 -1.3	12.36 79.25% 2
11	45055	Stephenson, Willia	M46	New Zealand	13.67 -2.6	12.70 77.10% 1
12	45007	Seymour, Craig Nel	M45	New Zealand	14.02 -1.3	13.03 75.18% 2
13	45100	Li, Linghan	M48	New Zealand	15.18 -1.3	14.10 69.43% 2
14	45037	Chahal, Prithipal	M46	India	17.35 -2.6	16.12 60.75% 1

## M45 100 Metre

Name	Age	Team	Finals	Wind	Age-Grading
Finals					
1	45012	Cassin, Andrew	M45	Australia	11.88 -0.1 11.04 88.72%
2	45073	Hargreaves, Steven	M47	New Zealand	12.08 -0.1 11.22 87.25%
3	45136	Hanna, Robert	M49	Australia	12.26 -0.1 11.39 85.97%
4	45028	DeMarco, David	M45	United States of	12.46 -0.1 11.58 84.59%
5	45065	David, Alexander B	M47	Germany	12.61 -0.1 11.72 83.58%
6	45092	Dorset, Scott	M48	United Kingdom	12.77 -0.1 11.86 82.54%
7	45078	Dietz, Stefan Joha	M47	Germany	12.80 -0.1 11.89 82.34%
8	45009	Baird, Jonathan	M45	New Zealand	12.87 -0.1 11.96 81.90%

## M50 100 Metre

Name	Age	Team	Prelims	Wind	Age-Grading	H#
Preliminaries						
1	50118	Barros Van Hovell	M53	Chile	12.66Q -1.1	11.39 85.94% 3
2	50169	Solomon, Bruce	M54	New Zealand	12.99Q -2.9	11.69 83.76% 2
3	50054	Tan, Tony	M51	New Zealand	13.04Q -1.5	11.74 83.44% 1
4	50056	Roberts, Christoph	M51	New Zealand	13.57Q -1.4	12.21 80.18% 4
5	50144	Provenzano, Alan G	M53	Australia	13.12Q -1.1	11.81 82.93% 3
6	50188	Duggan, Duane	M54	New Zealand	13.53Q -1.5	12.18 80.41% 1
7	50123	Macfarlane, Mark	M53	New Zealand	13.68Q -2.9	12.31 79.53% 2
8	50130	Munro, James	M53	Australia	13.81Q -1.4	12.43 78.78% 4
9	50100	Cooke, Anthony	M52	New Zealand	13.83Q -1.4	12.45 78.67% 4

## World Masters Games - 23/04/2017 to 29/04/2017

## Trusts Arena

## Results - Age Grading: 5 Yr Indiv &amp; 5 yr Multi

## ...M50 100 Metre

10	50025	Klopper, Thomas	M50	New Zealand	14.17Q	-2.9	12.75	76.78%	2
11	50078	Letros, Tom	M52	Canada	14.21Q	-1.1	12.79	76.57%	3
12	50013	Thistlewaite, Phil	M50	Australia	15.39Q	-1.5	13.85	70.70%	1
13	50178	Young, Dudley	M54	New Zealand	14.23	-1.1	12.81	76.46%	3
14	50108	Oxenbridge, David	M52	Australia	14.53	-1.4	13.08	74.88%	4
15	50028	D'Silva, Dominic	M50	New Zealand	14.79	-1.4	13.31	73.56%	4
16	50074	Adams, Marc	M51	New Zealand	15.54	-1.1	13.98	70.01%	3
17	50051	Austin, Russell	M51	Australia	16.15	-2.9	14.53	67.37%	2

## M50 100 Metre

Name	Age	Team	Finals	Wind	Age-Grading	H#			
Finals									
1	50118	Barros Van Hovell	M53	Chile	12.76	-2.6	11.48	85.27%	1
2	50169	Solomon, Bruce	M54	New Zealand	12.83	-2.6	11.55	84.80%	1
3	50054	Tan, Tony	M51	New Zealand	12.97	-2.6	11.67	83.89%	1
4	50144	Provenzano, Alan G	M53	Australia	13.09	-2.6	11.78	83.12%	1
5	50188	Duggan, Duane	M54	New Zealand	13.54	-2.6	12.19	80.35%	1
6	50123	Macfarlane, Mark	M53	New Zealand	13.85	-2.6	12.46	78.56%	1
7	50100	Cooke, Anthony	M52	New Zealand	14.00	-2.6	12.60	77.71%	1
7	50130	Munro, James	M53	Australia	14.00	-2.6	12.60	77.71%	1
9	50178	Young, Dudley	M54	New Zealand	14.70	-3.3	13.23	74.01%	2
10	50028	D'Silva, Dominic	M50	New Zealand	15.05	-3.3	13.54	72.29%	2
11	50074	Adams, Marc	M51	New Zealand	15.73	-3.3	14.16	69.17%	2

## M55 100 Metre

Name	Age	Team	Prelims	Wind	Age-Grading	H#			
Preliminaries									
1	55006	Benoit, Michael	M55	Australia	12.75Q	-1.8	11.10	88.24%	1
2	55065	Garcia, Jose Anton	M56	Chile	13.21Q	-1.6	11.50	85.16%	3
3	55021	Trapp, Robert	M55	Canada	13.39Q	-1.6	11.66	84.02%	2
4	55107	Burden, Stephen	M57	New Zealand	13.03Q	-1.8	11.35	86.34%	1
5	55162	Cumberpatch, Murra	M59	New Zealand	13.67Q	-1.6	11.90	82.30%	3
6	55072	Turner, Timothy	M56	New Zealand	13.76Q	-1.6	11.98	81.76%	2
7	55096	Black, Murray	M57	Canada	13.31q	-1.8	11.59	84.52%	1
8	55097	Rawson, Gary	M57	New Zealand	13.48q	-1.8	11.74	83.46%	1
9	55047	Kuzmichev, Valeriy	M56	Spain	13.62	-1.8	11.86	82.60%	1
10	55156	Govender, Dennis M	M59	Australia	14.35	-1.6	12.50	78.40%	2
11	55091	Dixon, Mark	M57	Australia	14.44	-1.6	12.58	77.91%	2
12	55168	Kuwata, Hideo	M59	Japan	14.49	-1.6	12.62	77.64%	2
13	55022	Patil, Deepak	M55	India	15.34	-1.8	13.36	73.34%	1
14	55009	Latimer, Hugh	M55	Australia	15.40	-1.6	13.41	73.05%	3
15	55032	Keshishian, Hovik	M55	Australia	15.57	-1.6	13.56	72.25%	3
16	55023	Nankervis, Dirk	M55	Australia	16.05	-1.6	13.98	70.09%	2

## M55 100 Metre

Name	Age	Team	Finals	Wind	Age-Grading			
Finals								
1	55107	Burden, Stephen	M57	New Zealand	13.18	-2.6	11.48	85.36%
2	55021	Trapp, Robert	M55	Canada	13.24	-2.6	11.53	84.97%

## World Masters Games - 23/04/2017 to 29/04/2017

## Trusts Arena

## Results - Age Grading: 5 Yr Indiv &amp; 5 yr Multi

## ...M55 100 Metre

3	55065	Garcia, Jose Anton	M56	Chile	13.26	-2.6	11.55	84.84%
4	55006	Benoit, Michael	M55	Australia	13.30	-2.6	11.58	84.59%
5	55097	Rawson, Gary	M57	New Zealand	13.53	-2.6	11.78	83.15%
6	55096	Black, Murray	M57	Canada	13.65	-2.6	11.89	82.42%
7	55162	Cumberpatch, Murra	M59	New Zealand	13.66	-2.6	11.90	82.36%
8	55072	Turner, Timothy	M56	New Zealand	13.91	-2.6	12.11	80.88%

## M60 100 Metre

Name	Age	Team	Prelims	Wind	Age-Grading	H#			
Preliminaries									
1	60015	Rossi, Valter	M60	Italy	13.19Q	-2.7	11.10	88.25%	1
2	60072	Torie, Phillip	M62	United States of	13.47Q	-2.1	11.34	86.41%	3
3	60065	O'Leary, Dennis	M61	New Zealand	13.79Q	-1.6	11.61	84.41%	2
4	60049	Barff, Noel	M61	French Polynesia	14.38Q	-1.6	12.10	80.95%	2
5	60005	Velazques Sandoval	M60	Mexico	14.50Q	-2.7	12.21	80.28%	1
6	60036	MacKinnon, James	M60	New Zealand	14.65Q	-2.1	12.33	79.45%	3
6	60021	Matthews, Brian	M60	United Kingdom	14.65Q	-2.1	12.33	79.45%	3
8	60023	Downey, Shane Patr	M60	New Zealand	14.53q	-1.6	12.23	80.11%	2
9	60133	Larsback, Herbert	M64	Canada	14.61	-1.6	12.30	79.67%	2
10	60004	Dakasth, Padmanabh	M60	India	14.79	-2.1	12.45	78.70%	3
11	60115	Riddell, David	M63	New Zealand	14.81	-2.7	12.47	78.60%	1
12	60080	Gurba, Alexander	M62	Canada	15.40	-2.7	12.96	75.58%	1
12	60056	Dobson, Michael	M61	New Zealand	15.40	-2.7	12.96	75.58%	1
14	60145	Singh, Rashpal	M64	United Kingdom	15.99	-1.6	13.46	72.80%	2
15	60106	Gordon, Andrew	M63	New Zealand	16.01	-2.1	13.48	72.70%	3
16	60017	Nitharwal, Umaram	M60	India	16.90	-2.7	14.22	68.88%	1
17	60061	Fletcher, Andrew	M61	New Zealand	16.99	-1.6	14.30	68.51%	2

## M60 100 Metre

Name	Age	Team	Finals	Wind	Age-Grading			
Finals								
1	60015	Rossi, Valter	M60	Italy	12.93	NWI	10.88	90.02%
2	60072	Torie, Phillip	M62	United States of	13.10	NWI	11.03	88.85%
3	60065	O'Leary, Dennis	M61	New Zealand	13.30	NWI	11.20	87.52%
4	60005	Velazques Sandoval	M60	Mexico	13.32	NWI	11.21	87.39%
5	60049	Barff, Noel	M61	French Polynesia	14.32	NWI	12.05	81.28%
6	60021	Matthews, Brian	M60	United Kingdom	14.33	NWI	12.06	81.23%
7	60023	Downey, Shane Patr	M60	New Zealand	18.19	NWI	15.31	63.99%

## M65 100 Metre

Name	Age	Team	Prelims	Wind	Age-Grading	H#			
Preliminaries									
1	65013	Sebastiao, Takeo T	M65	Brazil	13.70Q	-1.9	11.12	88.10%	1
2	65044	Hinds, David	M66	United Kingdom	14.11Q	-1.6	11.45	85.54%	2
3	65062	Kishore, Kadi	M67	India	15.32Q	-2.4	12.43	78.79%	3
4	65073	Malcolmson, Lauren	M67	New Zealand	13.96Q	-1.9	11.33	86.46%	1
5	65024	Stewart, Donald	M65	Australia	14.33Q	-1.6	11.63	84.23%	2
6	65123	Klein, Jurgen	M69	Germany	15.45Q	-2.4	12.54	78.12%	3
7	65008	Green, Warren	M65	New Zealand	14.68q	-1.6	11.91	82.22%	2

## World Masters Games - 23/04/2017 to 29/04/2017

## Trusts Arena

## Results - Age Grading: 5 Yr Indiv &amp; 5 yr Multi

## ...M65 100 Metre

8	65060	Hecker, Winifred W	M67	Germany	14.75q	-1.9	11.97	81.83%	1
9	65071	Paddam, Vincent	M67	New Zealand	15.12	-1.6	12.27	79.83%	2
10	65082	Lang, Robert	M68	United States of	15.70	-1.6	12.74	76.88%	2
11	65001	Maseratti, Robert	M65	United States of	16.10	-1.6	13.06	74.97%	2
12	65089	Parkash, Vu	M68	India	16.27	-1.6	13.20	74.19%	2
13	65083	Roberts, Keith Dou	M68	New Zealand	16.32	-1.9	13.24	73.96%	1
14	65034	Williams, Dennis K	M65	New Zealand	17.28	-2.4	14.02	69.85%	3
15	65027	van Niekerk, Huber	M65	Canada	17.49	-1.9	14.19	69.01%	1
16	65096	Guillaume, Michel	M68	France	19.55	-2.4	15.86	61.74%	3
17	65005	Atkins, Johnathan	M65	Australia	25.36	-1.9	20.57	47.59%	1
--	65039	Kies, Roger	M66	United States of	DNF	-2.4			3

## M65 100 Metre

Name	Age	Team	Finals	Wind	Age-Grading
Finals					
1	65013	Sebastiao, Takeo T	M65	Brazil	13.70 -2.5 11.12 88.10%
2	65073	Malcolmson, Lauren	M67	New Zealand	13.87 -2.5 11.25 87.02%
3	65024	Stewart, Donald	M65	Australia	14.17 -2.5 11.50 85.18%
4	65044	Hinds, David	M66	United Kingdom	14.51 -2.5 11.77 83.18%
5	65007	Hecker, Winifred W	M67	Germany	14.53 -2.5 11.79 83.07%
6	65008	Green, Warren	M65	New Zealand	14.75 -2.5 11.97 81.83%
7	65062	Kishore, Kadi	M67	India	15.32 -2.5 12.43 78.79%
8	65123	Klein, Jurgen	M69	Germany	15.69 -2.5 12.73 76.93%

## M70 100 Metre

Name	Age	Team	Prelims	Wind	Age-Grading	H#
Preliminaries						
1	70071	Brown, Kenton	M72	United States of	13.71Q -2.8 10.67 91.76%	1
2	70021	Guptill, Trevor	M70	New Zealand	14.64Q -2.9 11.40 85.93%	2
3	70012	Deleiros, Anthony	M70	New Zealand	14.58Q -2.8 11.35 86.28%	1
4	70013	Lippoldes, Udo Lad	M70	Germany	15.16Q -2.9 11.80 82.98%	2
5	70007	Bal, Bahadur Singh	M70	India	14.60Q -2.8 11.37 86.16%	1
6	70044	Elanjiyil, Joseph	M71	India	15.54Q -2.9 12.10 80.95%	2
7	70016	Mintz, Bruce Ellio	M70	Canada	15.59q -2.9 12.14 80.69%	2
8	70081	Cleland, Thomas	M73	New Zealand	17.15q -2.9 13.35 73.35%	2
9	70002	Waite, Guy	M70	New Caledonia	18.27 -2.9 14.22 68.86%	2
10	70018	Tremain, David	M70	New Zealand	19.28 -2.8 15.01 65.25%	1
11	70045	Clarke, Roy	M71	New Zealand	20.00 -2.9 15.57 62.90%	2

## M70 100 Metre

Name	Age	Team	Finals	Wind	Age-Grading
Finals					
1	70071	Brown, Kenton	M72	United States of	13.38 -0.4 10.42 94.02%
2	70021	Guptill, Trevor	M70	New Zealand	14.22 -0.4 11.07 88.47%
3	70007	Bal, Bahadur Singh	M70	India	14.48 -0.4 11.27 86.88%
4	70012	Deleiros, Anthony	M70	New Zealand	14.49 -0.4 11.28 86.82%
5	70013	Lippoldes, Udo Lad	M70	Germany	14.92 -0.4 11.62 84.32%
6	70044	Elanjiyil, Joseph	M71	India	15.37 -0.4 11.97 81.85%
7	70016	Mintz, Bruce Ellio	M70	Canada	15.68 -0.4 12.21 80.23%

## World Masters Games - 23/04/2017 to 29/04/2017

## Trusts Arena

## Results - Age Grading: 5 Yr Indiv &amp; 5 yr Multi

## ...M70 100 Metre

8	70081	Cleland, Thomas	M73	New Zealand	17.24	-0.4	13.42	72.97%
---	-------	-----------------	-----	-------------	-------	------	-------	--------

## M75 100 Metre

Name	Age	Team	Prelims	Wind	Age-Grading	H#			
Preliminaries									
1	75021	Denson, Charlesdon	M76	United States of	15.86Q	-1.7	11.76	83.29%	1
2	75035	Chantrill, David	M78	Australia	17.51Q	-3.9	12.98	75.44%	2
3	75039	Singh, Gurdev	M78	Canada	17.71Q	-3.9	13.13	74.59%	2
4	75047	Eastmond, Raymond	M79	New Zealand	18.71Q	-1.7	13.87	70.60%	1
5	75026	Russell, Graham	M77	New Zealand	20.49Q	-3.9	15.19	64.47%	2
6	75040	Neuzil, Kamil	M78	Czech Republic	22.63Q	-1.7	16.77	58.37%	1
7	75052	McLaren, George	M79	New Zealand	22.37q	-3.9	16.58	59.05%	2
8	75014	Grenhall, Jan Wald	M76	Switzerland	23.12q	-3.9	17.13	57.14%	2
9	75001	Vayrynen, Eero	M75	Finland	28.57	-1.7	21.17	46.24%	1

## M75 100 Metre

Name	Age	Team	Finals	Wind	Age-Grading			
Finals								
1	75021	Denson, Charlesdon	M76	United States of	15.54	-0.3	11.52	85.01%
2	75035	Chantrill, David	M78	Australia	16.56	-0.3	12.27	79.77%
3	75039	Singh, Gurdev	M78	Canada	17.67	-0.3	13.10	74.76%
4	75047	Eastmond, Raymond	M79	New Zealand	18.69	-0.3	13.85	70.68%
5	75014	Grenhall, Jan Wald	M76	Switzerland	25.20	-0.3	18.68	52.42%

## M80 100 Metre

Name	Age	Team	Finals	Wind	Age-Grading			
1	80011	Dunn, David	M80	Canada	15.76	-2.4	10.98	89.15%
2	80014	Reade, David	M81	New Zealand	16.17	-2.4	11.27	86.89%
3	80001	Kuramshin, Ramir	M80	Russia	17.02	-2.4	11.86	82.55%
4	80019	Kabele, Antonin	M81	Czech Republic	17.74	-2.4	12.36	79.20%
5	80017	Sharma, Dev	M81	Canada	18.21	-2.4	12.69	77.16%
6	80026	Jones, James	M82	New Zealand	21.87	-2.4	15.24	64.24%
7	80012	Sheaf, Peter	M81	New Zealand	24.35	-2.4	16.97	57.70%

## M85 100 Metre

Name	Age	Team	Finals	Wind	Age-Grading			
1	85001	Hughes, Richard	M85	Australia	17.04	-1.8	10.95	89.44%
2	85007	Douglas, Stephen J	M86	New Zealand	23.52	-1.8	15.11	64.80%
3	85008	Mein, Hector	M87	New Zealand	23.77	-1.8	15.27	64.11%

## M90 100 Metre

Name	Age	Team	Finals	Wind	Age-Grading			
1	90003	Martin, Allan	M90	New Zealand	21.33	-1.8	12.24	80.03%

## World Masters Games - 23/04/2017 to 29/04/2017

## Trusts Arena

## Results - Age Grading: 5 Yr Indiv &amp; 5 yr Multi

## M30 200 Metre

Name	Age Team	Prelims	Wind	Age-Grading	H#
Preliminaries					
1 30041 Farlow, Adam	M34 Australia	22.60Q	1.0	22.61 85.49%	2
2 30047 Weekes, Andrew	M34 New Zealand	24.15Q	-1.2	24.16 80.00%	1
3 30019 Grant, Brayden	M31 New Zealand	23.23Q	1.0	23.24 83.17%	2
4 30032 Simonella, Lucio E	M33 Argentina	24.37Q	-1.2	24.38 79.28%	1
5 30024 Tanaka, Jun	M32 Japan	24.74Q	-1.2	24.75 78.09%	1
6 30009 Berasategui, Matia	M30 Argentina	25.07Q	1.0	25.08 77.06%	2
7 30039 Merzdorf, Enrico	M33 Germany	25.69q	-1.2	25.70 75.20%	1
8 30030 Riddet, Gordon	M32 New Zealand	28.13q	-1.2	28.14 68.68%	1
9 30023 Luoto, Severi	M32 New Zealand	28.84	1.0	28.85 66.99%	2

## M30 200 Metre

Name	Age Team	Finals	Wind	Age-Grading
Finals				
1 30041 Farlow, Adam	M34 Australia	22.13	-0.7	22.14 87.30%
2 30019 Grant, Brayden	M31 New Zealand	22.99	-0.7	23.00 84.04%
3 30024 Tanaka, Jun	M32 Japan	23.34	-0.7	23.35 82.78%
4 30047 Weekes, Andrew	M34 New Zealand	24.06	-0.7	24.07 80.30%
5 30032 Simonella, Lucio E	M33 Argentina	24.40	-0.7	24.41 79.18%
6 30009 Berasategui, Matia	M30 Argentina	24.93	-0.7	24.94 77.50%
7 30030 Riddet, Gordon	M32 New Zealand	27.17	-0.7	27.18 71.11%

## M35 200 Metre

Name	Age Team	Finals	Wind	Age-Grading
1 35047 Potter, Benjamin	M37 New Zealand	22.14	0.6	21.78 88.71%
2 35035 Stone, Jay	M37 Australia	22.63	0.6	22.27 86.79%
3 35052 Garrett, David	M38 New Zealand	23.24	0.6	22.87 84.51%
4 35028 Stefaniak, Jonatha	M36 Australia	23.39	0.6	23.01 83.97%
5 35080 Carnate, Brian	M39 Canada	23.40	0.6	23.02 83.93%
6 35053 Rossiter, Mark	M38 Australia	23.89	0.6	23.51 82.21%
7 35020 Orr, Robert	M36 New Zealand	25.03	0.6	24.63 78.47%

## M40 200 Metre

Name	Age Team	Finals	Wind	Age-Grading
1 40029 Holroyd, Wayne	M41 South Africa	22.91	0.6	21.85 88.43%
2 40024 Nightingale, James	M41 New Zealand	23.66	0.6	22.57 85.63%
3 40084 Lambert, Mark Will	M43 New Zealand	23.70	0.6	22.61 85.49%
4 40036 Mannix, Shane	M41 New Zealand	24.75	0.6	23.61 81.86%
5 40007 Pakenham, Francis	M40 New Zealand	26.14	0.6	24.93 77.51%
6 40040 Donoghy, Colin	M41 New Zealand	26.39	0.6	25.17 76.77%
7 40093 Maier, Bjoern	M43 Germany	26.71	0.6	25.48 75.85%
8 40107 Nogaj, Stefan	M44 New Zealand	26.82	0.6	25.58 75.54%

## World Masters Games - 23/04/2017 to 29/04/2017

## Trusts Arena

## Results - Age Grading: 5 Yr Indiv &amp; 5 yr Multi

## M45 200 Metre

Name	Age	Team	Prelims	Wind	Age-Grading	H#
Preliminaries						
1 45095 Wicox, Andrew	M48	Australia	24.64Q	+0.0	22.76 84.90%	1
2 45136 Hanna, Robert	M49	Australia	25.44Q	-1.5	23.50 82.23%	2
3 45012 Cassin, Andrew	M45	Australia	25.49Q	+0.0	23.55 82.07%	1
4 45092 Dorset, Scott	M48	United Kingdom	26.26Q	-1.5	24.26 79.66%	2
5 45065 David, Alexander B	M47	Germany	25.87Q	+0.0	23.90 80.87%	1
6 45078 Dietz, Stefan Joha	M47	Germany	26.33Q	-1.5	24.32 79.45%	2
7 45009 Baird, Jonathan	M45	New Zealand	26.68q	-1.5	24.64 78.41%	2
8 45007 Seymour, Craig Nel	M45	New Zealand	29.05q	+0.0	26.83 72.01%	1
9 45019 Connor, Andrew	M45	New Zealand	30.54	+0.0	28.21 68.50%	1

## M45 200 Metre

Name	Age	Team	Finals	Wind	Age-Grading
Finals					
1 45095 Wicox, Andrew	M48	Australia	24.04	-1.2	22.21 87.02%
2 45012 Cassin, Andrew	M45	Australia	24.06	-1.2	22.22 86.95%
3 45136 Hanna, Robert	M49	Australia	24.61	-1.2	22.73 85.01%
4 45065 David, Alexander B	M47	Germany	24.76	-1.2	22.87 84.49%
5 45078 Dietz, Stefan Joha	M47	Germany	25.79	-1.2	23.82 81.12%
6 45092 Dorset, Scott	M48	United Kingdom	25.91	-1.2	23.93 80.74%
7 45009 Baird, Jonathan	M45	New Zealand	26.54	-1.2	24.51 78.82%
8 45007 Seymour, Craig Nel	M45	New Zealand	29.16	-1.2	26.93 71.74%

## M50 200 Metre

Name	Age	Team	Prelims	Wind	Age-Grading	H#
Preliminaries						
1 50014 Tsunemi, Satoshi	M50	Japan	24.94Q	2.0	22.29 86.73%	2
2 50169 Solomon, Bruce	M54	New Zealand	25.14Q	1.9	22.47 86.04%	1
3 50118 Barros Van Hovell	M53	Chile	25.20Q	1.9	22.52 85.83%	1
4 50054 Tan, Tony	M51	New Zealand	25.99Q	2.0	23.22 83.22%	2
5 50139 Sukhachev, Vladimi	M53	Russia	26.04Q	2.0	23.27 83.06%	2
6 50155 Savage, Peter	M54	New Zealand	27.02Q	1.9	24.14 80.05%	1
7 50062 Tokios, David	M51	New Zealand	26.71q	2.0	23.87 80.98%	2
8 50026 Dreaver, Michael	M50	New Zealand	27.26q	2.0	24.36 79.35%	2
9 50123 Macfarlane, Mark	M53	New Zealand	27.43	1.9	24.51 78.86%	1
10 50183 Lett, Mark	M54	New Zealand	27.57	2.0	24.64 78.45%	2
11 50130 Munro, James	M53	Australia	27.91	1.9	24.94 77.50%	1
12 50100 Cooke, Anthony	M52	New Zealand	28.52	2.0	25.48 75.84%	2
13 50108 Oxenbridge, David	M52	Australia	29.16	1.9	26.06 74.18%	1
14 50178 Young, Dudley	M54	New Zealand	29.72	2.0	26.56 72.78%	2
15 50074 Adams, Marc	M51	New Zealand	32.23	1.9	28.80 67.11%	1

## M50 200 Metre

Name	Age	Team	Finals	Wind	Age-Grading
Finals					
1 50118 Barros Van Hovell	M53	Chile	25.09	0.7	22.42 86.21%
2 50169 Solomon, Bruce	M54	New Zealand	25.15	0.7	22.47 86.00%



## World Masters Games - 23/04/2017 to 29/04/2017

## Trusts Arena

## Results - Age Grading: 5 Yr Indiv &amp; 5 yr Multi

## ...M50 200 Metre

3	50054	Tan, Tony	M51	New Zealand	25.75	0.7	23.01	84.00%
4	50139	Sukhachev, Vladimi	M53	Russia	26.20	0.7	23.41	82.56%
5	50062	Tokios, David	M51	New Zealand	26.75	0.7	23.90	80.86%
6	50155	Savage, Peter	M54	New Zealand	26.77	0.7	23.92	80.80%
7	50026	Dreaver, Michael	M50	New Zealand	27.16	0.7	24.27	79.64%

## M55 200 Metre

Name	Age	Team	Prelims	Wind	Age-Grading	H#			
Preliminaries									
1	55014	Sugizaki, Kazuhiko	M55	Japan	26.00Q	1.3	22.45	86.08%	1
2	55007	Akiyama, Shunji	M55	Japan	26.08Q	1.1	22.52	85.81%	3
3	55021	Trapp, Robert	M55	Canada	26.17Q	1.4	22.60	85.52%	2
4	55042	Lewis, Robert	M55	United Kingdom	26.14Q	1.1	22.57	85.62%	3
5	55117	Khusainov, Rashid	M58	Russia	26.21Q	1.4	22.63	85.39%	2
6	55096	Black, Murray	M57	Canada	26.70Q	1.3	23.06	83.82%	1
7	55006	Benoit, Michael	M55	Australia	26.35q	1.4	22.75	84.93%	2
8	55065	Garcia, Jose Anton	M56	Chile	26.99q	1.4	23.31	82.92%	2
9	55162	Cumberpatch, Murra	M59	New Zealand	27.16	1.3	23.45	82.40%	1
10	55072	Turner, Timothy	M56	New Zealand	27.58	1.4	23.81	81.15%	2
11	55087	Johns Jnr, William	M57	United States of	27.83	1.1	24.03	80.42%	3
12	55097	Rawson, Gary	M57	New Zealand	28.30	1.1	24.44	79.08%	3
12	55091	Dixon, Mark	M57	Australia	28.30	1.3	24.44	79.08%	1
14	55168	Kuwata, Hideo	M59	Japan	29.54	1.4	25.51	75.76%	2
15	55136	Bedot, Lionel	M58	France	30.59	1.3	26.41	73.16%	1
16	55037	Lopez 111, Hermini	M55	United States of	32.67	1.1	28.21	68.50%	3
17	55056	Selby, Mark	M56	New Zealand	34.85	1.4	30.09	64.22%	2
18	55023	Nankervis, Dirk	M55	Australia	36.96	1.1	31.91	60.55%	3
19	55074	Staponset, Satit	M56	Thailand	42.28	1.1	36.51	52.93%	3
--	55034	Fedorov, Vladimir	M55	Russia	DQ	1.3			1 Rule 163.3

## M55 200 Metre

Name	Age	Team	Finals	Wind	Age-Grading			
Finals								
1	55007	Akiyama, Shunji	M55	Japan	25.52	1.2	22.04	87.70%
2	55042	Lewis, Robert	M55	United Kingdom	25.72	1.2	22.21	87.01%
3	55117	Khusainov, Rashid	M58	Russia	25.99	1.2	22.44	86.11%
4	55006	Benoit, Michael	M55	Australia	26.13	1.2	22.56	85.65%
4	55014	Sugizaki, Kazuhiko	M55	Japan	26.13	1.2	22.56	85.65%
6	55021	Trapp, Robert	M55	Canada	26.14	1.2	22.57	85.62%
7	55096	Black, Murray	M57	Canada	26.74	1.2	23.09	83.69%

## M60 200 Metre

Name	Age	Team	Prelims	Wind	Age-Grading	H#			
Preliminaries									
1	60072	Torie, Phillip	M62	United States of	27.18Q	-0.1	22.65	85.32%	1
2	60021	Matthews, Brian	M60	United Kingdom	29.62Q	-1.5	24.68	78.29%	2
3	60065	O'Leary, Dennis	M61	New Zealand	28.38Q	-0.1	23.65	81.71%	1
4	60023	Downey, Shane Patr	M60	New Zealand	30.16Q	-1.5	25.13	76.89%	2
4	60133	Larsback, Herbert	M64	Canada	30.16Q	-1.5	25.13	76.89%	2

## World Masters Games - 23/04/2017 to 29/04/2017

## Trusts Arena

## Results - Age Grading: 5 Yr Indiv &amp; 5 yr Multi

## ...M60 200 Metre

6	60005	Velazques Sandoval	M60	Mexico	29.16q	-0.1	24.30	79.53%	1
7	60049	Barff, Noel	M61	French Polynesia	29.57q	-0.1	24.64	78.42%	1
8	60115	Riddell, David	M63	New Zealand	29.84q	-0.1	24.87	77.71%	1
9	60004	Dakasth, Padmanabh	M60	India	30.71	-1.5	25.59	75.51%	2
10	60080	Gurba, Alexander	M62	Canada	31.00	-0.1	25.83	74.81%	1
11	60106	Gordon, Andrew	M63	New Zealand	31.37	-1.5	26.14	73.92%	2
12	60056	Dobson, Michael	M61	New Zealand	31.98	-0.1	26.65	72.51%	1
13	60146	Saxon, Lloyd	M63	New Zealand	40.01	-1.5	33.34	57.96%	2

## M60 200 Metre

Name	Age	Team	Finals	Wind	Age-Grading
------	-----	------	--------	------	-------------

## Finals

1	60072	Torie, Phillip	M62	United States of	26.92	-0.7	22.43	86.14%
2	60065	O'Leary, Dennis	M61	New Zealand	27.20	-0.7	22.67	85.26%
3	60005	Velazques Sandoval	M60	Mexico	27.54	-0.7	22.95	84.20%
4	60021	Matthews, Brian	M60	United Kingdom	29.38	-0.7	24.48	78.93%
5	60049	Barff, Noel	M61	French Polynesia	29.45	-0.7	24.54	78.74%
6	60133	Larsback, Herbert	M64	Canada	29.66	-0.7	24.72	78.19%
7	60115	Riddell, David	M63	New Zealand	30.48	-0.7	25.40	76.08%
8	60023	Downey, Shane Patr	M60	New Zealand	51.96	-0.7	43.30	44.63%

## M65 200 Metre

Name	Age	Team	Prelims	Wind	Age-Grading	H#
------	-----	------	---------	------	-------------	----

## Preliminaries

1	65013	Sebastiao, Takeo T	M65	Brazil	27.88Q	-0.9	22.33	86.55%	1
2	65024	Stewart, Donald	M65	Australia	28.34Q	-0.2	22.70	85.14%	2
3	65044	Hinds, David	M66	United Kingdom	27.89Q	-0.9	22.34	86.52%	1
4	65008	Green, Warren	M65	New Zealand	29.90Q	-0.2	23.95	80.70%	2
5	65029	Riddle, Richard	M65	United States of	28.77Q	-0.9	23.04	83.87%	1
6	65015	Plaster, Anthony	M65	United States of	31.54Q	-0.2	25.26	76.51%	2
7	65109	Dougall, Alan	M69	New Zealand	28.82q	-0.9	23.08	83.73%	1
8	65062	Kishore, Kadi	M67	India	30.87q	-0.9	24.72	78.17%	1
9	65006	Leaver, Jonathan	M65	New Zealand	31.20	-0.9	24.99	77.34%	1
10	65060	Hecker, Winifred W	M67	Germany	31.24	-0.9	25.02	77.24%	1
11	65082	Lang, Robert	M68	United States of	32.06	-0.2	25.68	75.27%	2
12	65123	Klein, Jurgen	M69	Germany	32.23	-0.2	25.81	74.87%	2
13	65023	Kirkman, Gary	M65	New Zealand	32.58	-0.2	26.09	74.06%	2
14	65027	van Niekerk, Huber	M65	Canada	33.74	-0.2	27.02	71.52%	2
15	65058	Fazzi, Fulvio	M66	Italy	34.89	-0.9	27.94	69.16%	1
16	65096	Guillaume, Michel	M68	France	39.63	-0.2	31.74	60.89%	2

## M65 200 Metre

Name	Age	Team	Finals	Wind	Age-Grading	Points
------	-----	------	--------	------	-------------	--------

## Finals

1	65013	Sebastiao, Takeo T	M65	Brazil	28.19	-2.8	22.58	85.60%
2	65044	Hinds, David	M66	United Kingdom	28.31	-2.8	22.67	85.23%
3	65024	Stewart, Donald	M65	Australia	28.79	-2.8	23.06	83.81%
4	65008	Green, Warren	M65	New Zealand	30.08	-2.8	24.09	80.22%
5	65015	Plaster, Anthony	M65	United States of	32.90	-2.8	26.35	73.34%

## World Masters Games - 23/04/2017 to 29/04/2017

## Trusts Arena

## Results - Age Grading: 5 Yr Indiv &amp; 5 yr Multi

## ...M65 200 Metre

-- 65109 Dougall, Alan M69 New Zealand DNF -2.8

## M75 200 Metre

Name	Age Team	Finals	Wind	Age-Grading
1 75035 Chantrill, David	M78 Australia	32.52	-0.8	23.47 82.35%
2 75021 Denson, Charlesdon	M76 United States of	32.69	-0.8	23.59 81.92%
3 75019 Strasshofer, Grego	M76 Germany	37.46	-0.8	27.03 71.49%
4 75039 Singh, Gurdev	M78 Canada	37.47	-0.8	27.04 71.47%
5 75047 Eastmond, Raymond	M79 New Zealand	38.44	-0.8	27.74 69.67%
6 75049 Van Der Wal, Hyike	M79 Canada	41.08	-0.8	29.64 65.19%
7 75003 Hobbs, Emmet	M75 New Zealand	41.71	-0.8	30.10 64.21%
8 75013 Koreskov, Valerij	M76 Lithuania	53.67	-0.8	38.73 49.90%

## M80 200 Metre

Name	Age Team	Finals	Wind	Age-Grading
1 80014 Reade, David	M81 New Zealand	32.63	-0.9	21.86 88.42%
2 80011 Dunn, David	M80 Canada	32.76	-0.9	21.94 88.06%
3 80001 Kuramshin, Ramir	M80 Russia	34.91	-0.9	23.38 82.64%
4 80019 Kabele, Antonin	M81 Czech Republic	38.56	-0.9	25.83 74.82%
5 80017 Sharma, Dev	M81 Canada	39.53	-0.9	26.48 72.98%

## M85 200 Metre

Name	Age Team	Finals	Wind	Age-Grading
1 85001 Hughes, Richard	M85 Australia	36.49	-0.5	22.09 87.50%
2 85009 Mikhailov, Nikolai	M87 Russia	50.58	-0.5	30.61 63.13%
3 85007 Douglas, Stephen J	M86 New Zealand	1:04.95	-0.5	39.31 49.16%

## M90 200 Metre

Name	Age Team	Finals	Wind	Age-Grading
1 90003 Martin, Allan	M90 New Zealand	49.15	-0.5	25.72 75.14%

## M30 400 Metre

Name	Age Team	Finals	Age-Grading
1 30041 Farlow, Adam	M34 Australia	50.18	50.19 86.05%
2 30019 Grant, Brayden	M31 New Zealand	50.40	50.41 85.67%
3 30009 Berasategui, Matia	M30 Argentina	55.63	55.64 77.62%
4 30016 Elshebokshy, Khale	M31 Egypt	1:07.40	1:07.41 64.07%
5 30029 Thew, Jimmy	M32 New Zealand	1:08.98	1:08.99 62.60%

## M35 400 Metre

Name	Age Team	Finals	Age-Grading
1 35047 Potter, Benjamin	M37 New Zealand	50.30	48.56 88.93%
2 35035 Stone, Jay	M37 Australia	51.07	49.31 87.59%

## World Masters Games - 23/04/2017 to 29/04/2017

## Trusts Arena

## Results - Age Grading: 5 Yr Indiv &amp; 5 yr Multi

## ...M35 400 Metre

3	35003	Little, William	M35	Australia	51.29	49.52	87.21%
4	35053	Rossiter, Mark	M38	Australia	53.94	52.08	82.93%
5	35020	Orr, Robert	M36	New Zealand	57.70	55.71	77.52%
6	35028	Stefaniak, Jonatha	M36	Australia	58.95	56.92	75.88%

## M40 400 Metre

Name	Age	Team	Finals	Age-Grading
1 40029	Holroyd, Wayne	M41	South Africa	51.88 48.53 88.97%
2 40076	Fujita, Katsunori	M43	Japan	54.67 51.14 84.43%
3 40079	Davey, Peter	M43	United Kingdom	57.44 53.73 80.36%
4 40007	Pakenham, Francis	M40	New Zealand	58.11 54.36 79.44%
5 40040	Donoghy, Colin	M41	New Zealand	1:00.35 56.46 76.49%
6 40101	Garnier, David	M44	New Zealand	1:00.78 56.86 75.95%
7 40117	Nicholls, Robert	M44	New Zealand	1:04.94 1:00.75 71.08%

## M45 400 Metre

Name	Age	Team	Prelims	Age-Grading	H#
Preliminaries					
1 45095	Wicox, Andrew	M48	Australia	54.14Q	49.02 88.09% 1
2 45136	Hanna, Robert	M49	Australia	58.15Q	52.65 82.01% 3
3 45017	Koga, Narufusa	M45	Japan	59.29Q	53.69 80.44% 2
4 45088	Van Zyl, Oloff	M47	South Africa	56.15Q	50.84 84.93% 1
5 45057	Singh, Harnek	M46	India	58.70Q	53.15 81.24% 3
6 45073	Hargreaves, Steven	M47	New Zealand	59.57Q	53.94 80.06% 2
7 45103	Rogo, Henry	M48	New Zealand	59.06q	53.48 80.75% 1
8 45001	Retford, Darren Ja	M45	New Zealand	1:00.69q	54.95 78.58% 1
9 45009	Baird, Jonathan	M45	New Zealand	1:02.35	56.46 76.49% 1
10 45099	Gerber, Ivor	M48	New Zealand	1:02.81	56.87 75.93% 2
11 45013	Dall, Michael	M45	New Zealand	1:03.31	57.33 75.33% 3
12 45117	Chen, Lincoln	M49	Australia	1:05.17	59.01 73.18% 2
13 45086	Collop, Allan Grah	M47	New Zealand	1:12.13	1:05.31 66.12% 3

## M45 400 Metre

Name	Age	Team	Finals	Age-Grading
Finals				
1 45095	Wicox, Andrew	M48	Australia	52.59 47.62 90.68%
2 45136	Hanna, Robert	M49	Australia	54.86 49.68 86.93%
3 45017	Koga, Narufusa	M45	Japan	55.48 50.24 85.96%
4 45088	Van Zyl, Oloff	M47	South Africa	56.03 50.73 85.12%
5 45057	Singh, Harnek	M46	India	56.34 51.02 84.65%
6 45103	Rogo, Henry	M48	New Zealand	59.01 53.43 80.82%
7 45001	Retford, Darren Ja	M45	New Zealand	1:00.36 54.65 79.01%

## M50 400 Metre

Name	Age	Team	Prelims	Age-Grading	H#
Preliminaries					
1 50169	Solomon, Bruce	M54	New Zealand	59.37Q	51.98 83.09% 2

## World Masters Games - 23/04/2017 to 29/04/2017

## Trusts Arena

## Results - Age Grading: 5 Yr Indiv &amp; 5 yr Multi

## ...M50 400 Metre

2	50006	Davenport, Andrew	M50	New Zealand	59.54Q	52.13	82.85%	1
3	50107	Zapha, Thierry	M52	France	59.76Q	52.32	82.55%	2
4	50054	Tan, Tony	M51	New Zealand	1:00.11Q	52.63	82.07%	1
5	50182	Bennett, Robert	M54	New Zealand	1:00.99q	53.40	80.88%	2
6	50026	Dreaver, Michael	M50	New Zealand	1:01.47q	53.82	80.25%	2
7	50063	Cargin, Mark	M51	New Zealand	1:05.31q	57.18	75.53%	1
8	50159	Creamer, David	M54	New Zealand	1:07.23q	58.86	73.37%	1
9	50103	Smergelis, Rolanda	M52	Lithuania	1:08.38	59.86	72.14%	1
10	50039	Stowers, Michael	M50	New Zealand	1:31.28	1:19.91	54.04%	2

## M50 400 Metre

Name	Age	Team	Finals	Age-Grading
Finals				
1	50006	Davenport, Andrew	M50 New Zealand	57.12 50.01 86.36%
2	50169	Solomon, Bruce	M54 New Zealand	57.57 50.40 85.69%
3	50107	Zapha, Thierry	M52 France	57.69 50.51 85.51%
4	50054	Tan, Tony	M51 New Zealand	58.57 51.28 84.22%
5	50159	Creamer, David	M54 New Zealand	1:03.18 55.31 78.08%
6	50063	Cargin, Mark	M51 New Zealand	1:05.35 57.21 75.49%
--	50026	Dreaver, Michael	M50 New Zealand	DNF

## M55 400 Metre

Name	Age	Team	Prelims	Age-Grading	H#
Preliminaries					
1	55007	Akiyama, Shunji	M55 Japan	59.31Q	50.15 86.12% 1
2	55042	Lewis, Robert	M55 United Kingdom	1:00.02Q	50.75 85.10% 2
3	55048	Kuckovsky, Eduard	M56 Slovakia	1:01.29Q	51.82 83.34% 3
4	55014	Sugizaki, Kazuhiko	M55 Japan	59.67Q	50.45 85.60% 1
5	55086	Ozyumenko, Igor	M57 Russia	1:01.06Q	51.63 83.66% 2
6	55084	Simes, David	M57 New Zealand	1:03.49Q	53.68 80.45% 3
7	55011	Homan, Robert John	M55 New Zealand	1:03.30q	53.52 80.70% 2
8	55091	Dixon, Mark	M57 Australia	1:05.91q	55.73 77.50% 3
9	55087	Johns Jnr, William	M57 United States of	1:06.72	56.41 76.56% 2
10	55140	Wakelin, Keith	M58 Canada	1:07.93	57.43 75.20% 3
11	55122	Paniora, Stephen	M58 New Zealand	1:13.87	1:02.45 69.15% 2
12	55018	Hall, Nicholas	M55 New Zealand	1:14.28	1:02.80 68.77% 1
13	55156	Govender, Dennis M	M59 Australia	1:17.06	1:05.15 66.29% 2
14	55009	Latimer, Hugh	M55 Australia	1:20.98	1:08.47 63.08% 2
15	55023	Nankervis, Dirk	M55 Australia	1:22.74	1:09.95 61.74% 2
16	55074	Staponset, Satit	M56 Thailand	1:35.62	1:20.84 53.42% 1
17	55138	Oxner, Christopher	M58 New Zealand	1:38.28	1:23.09 51.97% 3

## M55 400 Metre

Name	Age	Team	Finals	Age-Grading
Finals				
1	55007	Akiyama, Shunji	M55 Japan	57.49 48.61 88.85%
2	55014	Sugizaki, Kazuhiko	M55 Japan	58.90 49.80 86.72%
3	55042	Lewis, Robert	M55 United Kingdom	59.05 49.93 86.50%
4	55086	Ozyumenko, Igor	M57 Russia	1:00.97 51.55 83.78%

## World Masters Games - 23/04/2017 to 29/04/2017

## Trusts Arena

## Results - Age Grading: 5 Yr Indiv &amp; 5 yr Multi

## ...M55 400 Metre

5	55048	Kuckovsky, Eduard	M56	Slovakia	1:01.20	51.74	83.46%
6	55084	Simes, David	M57	New Zealand	1:02.43	52.78	81.82%
7	55011	Homan, Robert John	M55	New Zealand	1:02.78	53.08	81.36%
8	55091	Dixon, Mark	M57	Australia	1:04.50	54.53	79.19%

## M60 400 Metre

Name	Age	Team	Prelims	Age-Grading	H#			
Preliminaries								
1	60002	Thomas, Paul	M60	Australia	1:02.75Q	51.17	84.40%	1
2	60103	Wardlaw, John	M63	Australia	1:05.88Q	53.72	80.39%	2
3	60109	Sato, Rayuichi	M63	Japan	1:04.44Q	52.55	82.18%	1
4	60014	Cande, Patrick	M60	French Polynesia	1:08.07Q	55.51	77.80%	2
5	60057	Ayson, Peter	M61	New Zealand	1:04.57q	52.66	82.02%	1
6	60115	Riddell, David	M63	New Zealand	1:06.25q	54.03	79.94%	1
7	60071	Krasnikov, Nikolay	M62	Russia	1:06.59q	54.30	79.53%	1
8	60133	Larsback, Herbert	M64	Canada	1:11.15q	58.02	74.43%	2
9	60095	Scown, Robert Lesl	M63	New Zealand	1:11.18	58.05	74.40%	1
10	60063	Vvoloskov, Nikolay	M61	Russia	1:11.21	58.07	74.37%	1
11	60056	Dobson, Michael	M61	New Zealand	1:11.44	58.26	74.13%	2
12	60106	Gordon, Andrew	M63	New Zealand	1:11.88	58.62	73.68%	2
13	60040	Ryan, Shaun	M60	New Zealand	1:15.24	1:01.36	70.39%	2
14	60004	Dakasth, Padmanabh	M60	India	1:15.91	1:01.90	69.77%	2
15	60101	Yvan, Colin	M63	French Polynesia	1:20.43	1:05.59	65.85%	1

## M60 400 Metre

Name	Age	Team	Finals	Age-Grading			
Finals							
1	60109	Sato, Rayuichi	M63	Japan	1:01.89	50.47	85.57%
2	60103	Wardlaw, John	M63	Australia	1:03.13	51.48	83.89%
3	60057	Ayson, Peter	M61	New Zealand	1:03.46	51.75	83.45%
4	60115	Riddell, David	M63	New Zealand	1:05.84	53.69	80.44%
5	60071	Krasnikov, Nikolay	M62	Russia	1:06.15	53.94	80.06%
6	60014	Cande, Patrick	M60	French Polynesia	1:07.50	55.04	78.46%
7	60133	Larsback, Herbert	M64	Canada	1:08.97	56.24	76.79%
8	60002	Thomas, Paul	M60	Australia	1:09.37	56.57	76.34%

## M65 400 Metre

Name	Age	Team	Prelims	Age-Grading	H#			
Preliminaries								
1	65109	Dougall, Alan	M69	New Zealand	1:10.37Q	55.15	78.30%	1
2	65002	Versteeg, Frank	M65	New Zealand	1:12.30Q	56.66	76.21%	2
3	65006	Leaver, Jonathan	M65	New Zealand	1:11.59Q	56.10	76.97%	1
4	65122	Wakelin, Neil	M69	Canada	1:13.97Q	57.97	74.49%	2
5	65051	Foster, Michael	M66	Australia	1:13.53Q	57.62	74.94%	1
6	65084	Pierce, John	M68	United States of	1:23.53Q	1:05.46	65.96%	2
7	65058	Fazzi, Fulvio	M66	Italy	1:15.49q	59.16	72.99%	1
8	65057	Whiley, Lee	M66	New Zealand	1:42.47q	1:20.30	53.77%	2
--	65089	Parkash, Vu	M68	India	DQ			2 Rule 163.3

## World Masters Games - 23/04/2017 to 29/04/2017

## Trusts Arena

## Results - Age Grading: 5 Yr Indiv &amp; 5 yr Multi

**M65 400 Metre**

Name	Age Team	Finals	Age-Grading	Points
Finals				
1 65109 Dougall, Alan	M69 New Zealand	1:07.17	52.64	82.03%
2 65006 Leaver, Jonathan	M65 New Zealand	1:11.62	56.13	76.93%
3 65002 Versteeg, Frank	M65 New Zealand	1:12.15	56.54	76.37%
4 65051 Foster, Michael	M66 Australia	1:14.22	58.16	74.24%
5 65122 Wakelin, Neil	M69 Canada	1:18.21	1:01.29	70.45%
6 65058 Fazzi, Fulvio	M66 Italy	1:19.98	1:02.68	68.89%
7 65084 Pierce, John	M68 United States of	1:26.98	1:08.16	63.35%
8 65057 Whiley, Lee	M66 New Zealand	1:43.07	1:20.77	53.46%

**M70 400 Metre**

Name	Age Team	Finals	Age-Grading
1 70012 Deleiros, Anthony	M70 New Zealand	1:07.04	50.02 86.34%
2 70051 Majauskas, Vytas A	M71 United Kingdom	1:13.42	54.78 78.83%
3 70096 Macleod, Colin	M74 New Zealand	1:17.56	57.86 74.63%
4 70074 Chaves, Fernand	M72 French Polynesia	1:26.79	1:04.75 66.69%
5 70047 Yordanov, Yordan	M71 Bulgaria	1:48.64	1:21.05 53.28%
-- 70080 Tayler, Paul	M73 New Zealand	DNF	

**M75 400 Metre**

Name	Age Team	Finals	Age-Grading
1 75047 Eastmond, Raymond	M79 New Zealand	1:29.11	1:02.24 69.39%
2 75024 Oliver, Anthony	M77 New Zealand	1:47.11	1:14.81 57.73%
3 75003 Hobbs, Emmet	M75 New Zealand	1:50.89	1:17.45 55.76%
4 75014 Grenhall, Jan Wald	M76 Switzerland	2:04.93	1:27.26 49.49%

**M80 400 Metre**

Name	Age Team	Finals	Age-Grading
1 80014 Reade, David	M81 New Zealand	1:18.34	49.85 86.62%
2 80011 Dunn, David	M80 Canada	1:21.49	51.86 83.27%
3 80001 Kuramshin, Ramir	M80 Russia	1:23.22	52.96 81.54%
4 80029 Cabral, Alfredo	M83 United States of	2:08.71	1:21.90 52.72%

**M85 400 Metre**

Name	Age Team	Finals	Age-Grading
1 85001 Hughes, Richard	M85 Australia	1:25.74	47.57 90.77%
2 85009 Mikhailov, Nikolai	M87 Russia	2:03.23	1:08.37 63.16%

**M90 400 Metre**

Name	Age Team	Finals	Age-Grading
1 90003 Martin, Allan	M90 New Zealand	1:57.29	52.61 82.09%

## World Masters Games - 23/04/2017 to 29/04/2017

## Trusts Arena

## Results - Age Grading: 5 Yr Indiv &amp; 5 yr Multi

## M30 800 Metre

Name	Age Team	Finals	Age-Grading
1 30019 Grant, Brayden	M31 New Zealand	2:02.60	2:02.61 82.47%
2 30010 Smith, Aniel	M31 New Zealand	2:04.46	2:04.47 81.24%
3 30025 Doney, William	M32 New Zealand	2:07.25	2:07.26 79.46%
4 30012 Lockley, Curtis Da	M31 New Zealand	2:07.60	2:07.61 79.24%
5 30013 Piette, Gaetan	M31 Belgium	2:12.74	2:12.75 76.17%
6 30016 Elshebokshy, Khale	M31 Egypt	2:39.48	2:39.49 63.40%

## M35 800 Metre

Name	Age Team	Finals	Age-Grading
1 35016 Steinmetz, Adam	M36 New Zealand	2:05.76	2:04.72 81.08%
2 35056 Rogers, Mathew	M38 New Zealand	2:06.35	2:05.31 80.70%
3 35027 Hale, Michael	M36 New Zealand	2:16.30	2:15.17 74.81%
4 35082 Shetty, Shivananda	M39 India	2:31.58	2:30.33 67.26%
5 35029 Shahali, Danial	M36 New Zealand	3:21.07	3:19.41 50.71%

## M40 800 Metre

Name	Age Team	Finals	Age-Grading
1 40078 Simon, Cameron	M43 Australia	2:03.28	1:57.86 85.79%
2 40086 Petersen, Scott	M43 Australia	2:09.27	2:03.59 81.81%
3 40092 Geracitano, Gino	M43 Australia	2:11.59	2:05.81 80.37%
4 40042 Brouillaud, Gillie	M41 New Caledonia	2:13.62	2:07.75 79.15%
5 40052 Halla, Jamie	M41 New Zealand	2:17.43	2:11.39 76.96%
6 40117 Nicholls, Robert	M44 New Zealand	2:25.89	2:19.48 72.49%
7 40040 Donoghy, Colin	M41 New Zealand	2:25.95	2:19.53 72.46%
8 40023 Wakelin, Soren	M41 Canada	2:44.90	2:37.65 64.14%

## M45 800 Metre

Name	Age Team	Finals	Age-Grading
1 45014 Daniels, Sasha	M45 New Zealand	2:08.24	1:58.02 85.68%
2 45088 Van Zyl, Oloff	M47 South Africa	2:08.77	1:58.51 85.32%
3 45113 Cepek, Robert	M48 Czech Republic	2:09.05	1:58.77 85.14%
4 45024 Cameron, Jason	M45 New Zealand	2:09.87	1:59.52 84.60%
5 45057 Singh, Harnek	M46 India	2:15.47	2:04.68 81.10%
6 45089 Kelsey, Scott	M47 New Zealand	2:16.11	2:05.27 80.72%
7 45017 Koga, Narufusa	M45 Japan	2:17.28	2:06.34 80.03%
8 45139 Conyngham, Richard	M49 New Zealand	2:19.52	2:08.41 78.75%
9 45039 Smith, Ephraim	M46 New Zealand	2:27.99	2:16.20 74.24%
10 45013 Dall, Michael	M45 New Zealand	2:31.73	2:19.64 72.41%
11 45029 Hargrave, Andrew	M45 New Zealand	2:34.86	2:22.52 70.95%
12 45074 Dowd, Peter	M47 New Zealand	2:36.02	2:23.59 70.42%

## M50 800 Metre

Name	Age Team	Prelims	Age-Grading	H#
Preliminaries				
1 50035 Wilson, Kenneth	M50 Australia	2:20.35Q	2:04.17 81.43%	1



## World Masters Games - 23/04/2017 to 29/04/2017

## Trusts Arena

## Results - Age Grading: 5 Yr Indiv &amp; 5 yr Multi

## ...M50 800 Metre

2	50012	Hansen, Michael	M50	Denmark	2:30.80Q	2:13.42	75.79%	2
3	50091	O'Connor, John	M52	New Zealand	2:20.41Q	2:04.23	81.40%	1
4	50070	Kashammer, Armin	M51	New Zealand	2:31.70Q	2:14.21	75.34%	2
5	50016	Zaplentnev, Yury	M50	Russia	2:20.43q	2:04.24	81.39%	1
6	50040	Cornelius, Malcolm	M50	New Zealand	2:20.59q	2:04.39	81.29%	1
7	50006	Davenport, Andrew	M50	New Zealand	2:21.72q	2:05.38	80.64%	1
8	50009	Wray, Michael	M50	New Zealand	2:21.79q	2:05.45	80.61%	1
9	50004	Duncan, Bruce	M50	New Zealand	2:21.97q	2:05.61	80.50%	1
10	50109	Stevens, Peter	M52	New Zealand	2:31.76q	2:14.27	75.31%	2
11	50073	Craig, Michael	M51	New Zealand	2:32.80q	2:15.19	74.80%	2
12	50063	Cargin, Mark	M51	New Zealand	2:33.44q	2:15.75	74.49%	2
13	50103	Smergelis, Rolanda	M52	Lithuania	2:34.95	2:17.09	73.76%	2
14	50042	Du Plessis, Roelof	M50	New Zealand	2:54.63	2:34.50	65.45%	2
15	50064	McKenzie, Grant	M51	New Zealand	3:11.88	2:49.76	59.56%	2
16	50039	Stowers, Michael	M50	New Zealand	3:37.35	3:12.29	52.58%	1
--	50159	Creamer, David	M54	New Zealand	DNF			1

## M50 800 Metre

Name	Age	Team	Finals	Age-Grading
------	-----	------	--------	-------------

## Finals

1	50006	Davenport, Andrew	M50	New Zealand	2:08.41	1:53.61	89.00%
2	50035	Wilson, Kenneth	M50	Australia	2:09.25	1:54.35	88.43%
3	50012	Hansen, Michael	M50	Denmark	2:10.04	1:55.05	87.89%
4	50109	Stevens, Peter	M52	New Zealand	2:10.66	1:55.60	87.47%
5	50016	Zaplentnev, Yury	M50	Russia	2:11.73	1:56.55	86.76%
6	50091	O'Connor, John	M52	New Zealand	2:14.90	1:59.35	84.72%
7	50040	Cornelius, Malcolm	M50	New Zealand	2:15.75	2:00.10	84.19%
8	50009	Wray, Michael	M50	New Zealand	2:16.10	2:00.41	83.98%
9	50004	Duncan, Bruce	M50	New Zealand	2:16.71	2:00.95	83.60%
10	50070	Kashammer, Armin	M51	New Zealand	2:30.37	2:13.04	76.01%
11	50063	Cargin, Mark	M51	New Zealand	2:45.49	2:26.41	69.06%

## M55 800 Metre

Name	Age	Team	Finals	Age-Grading
------	-----	------	--------	-------------

1	55167	Calder, Ian	M59	New Zealand	2:17.32	1:56.59	86.72%
2	55014	Sugizaki, Kazuhiko	M55	Japan	2:18.19	1:57.33	86.18%
3	55089	Ankudinov, Vadim	M57	Russia	2:18.52	1:57.61	85.97%
4	55086	Ozyumenko, Igor	M57	Russia	2:21.42	2:00.07	84.21%
5	55011	Homan, Robert John	M55	New Zealand	2:22.38	2:00.89	83.64%
6	55007	Akiyama, Shunji	M55	Japan	2:28.26	2:05.88	80.33%
7	55080	Ross, Graham	M56	New Zealand	2:33.69	2:10.49	77.49%
8	55140	Wakelin, Keith	M58	Canada	2:35.14	2:11.72	76.76%
9	55091	Dixon, Mark	M57	Australia	2:51.03	2:25.21	69.63%
10	55171	Duxfield, Stephen	M59	New Zealand	2:56.50	2:29.85	67.47%
11	55163	Masina, Edward	M59	New Zealand	3:52.18	3:17.13	51.29%

## World Masters Games - 23/04/2017 to 29/04/2017

## Trusts Arena

## Results - Age Grading: 5 Yr Indiv &amp; 5 yr Multi

## M60 800 Metre

Name	Age	Team	Prelims	Age-Grading	H#
Preliminaries					
1 60115 Riddell, David	M63	New Zealand	2:35.46Q	2:06.44 79.97%	1
2 60031 Buslov, Mikhail	M60	Russia	2:40.20Q	2:10.30 77.60%	2
3 60002 Thomas, Paul	M60	Australia	2:35.66Q	2:06.60 79.87%	1
4 60109 Sato, Rayuichi	M63	Japan	2:40.76Q	2:10.75 77.33%	2
5 60122 Napper, Phillip	M63	New Zealand	2:35.70q	2:06.64 79.85%	1
6 60103 Wardlaw, John	M63	Australia	2:36.30q	2:07.12 79.54%	1
7 60046 Carscadden, Gordon	M61	Canada	2:37.38q	2:08.00 78.99%	1
8 60025 van den Worm, Will	M60	New Zealand	2:40.16q	2:10.26 77.62%	1
9 60071 Krasnikov, Nikolay	M62	Russia	2:40.87q	2:10.84 77.28%	2
10 60014 Cande, Patrick	M60	French Polynesia	2:40.99q	2:10.94 77.22%	2
11 60051 Thomas, Allan	M61	New Zealand	2:41.07q	2:11.00 77.18%	2
12 60038 Boyd, Gregory	M60	New Zealand	2:41.16q	2:11.08 77.14%	2
13 60011 Hart, Murray	M60	New Zealand	2:44.72	2:13.97 75.47%	1
14 60037 Green, David	M60	New Zealand	2:44.99	2:14.19 75.35%	1
15 60100 Burr, Noel	M63	New Zealand	2:45.38	2:14.51 75.17%	1
16 60056 Dobson, Michael	M61	New Zealand	2:58.74	2:25.37 69.55%	2
17 60090 Woods, Corey	M62	Australia	3:36.14	2:55.79 57.52%	2
18 60099 Dillon, Kevin	M63	United Kingdom	3:42.70	3:01.13 55.82%	2
19 60146 Saxon, Lloyd	M63	New Zealand	4:10.95	3:24.10 49.54%	1

## M60 800 Metre

Name	Age	Team	Finals	Age-Grading
Finals				
1 60002 Thomas, Paul	M60	Australia	2:24.38	1:57.43 86.11%
2 60122 Napper, Phillip	M63	New Zealand	2:25.85	1:58.62 85.24%
3 60109 Sato, Rayuichi	M63	Japan	2:27.61	2:00.06 84.22%
4 60071 Krasnikov, Nikolay	M62	Russia	2:28.51	2:00.79 83.71%
5 60031 Buslov, Mikhail	M60	Russia	2:30.01	2:02.01 82.87%
6 60103 Wardlaw, John	M63	Australia	2:32.35	2:03.91 81.60%
7 60051 Thomas, Allan	M61	New Zealand	2:34.38	2:05.56 80.53%
8 60014 Cande, Patrick	M60	French Polynesia	2:36.72	2:07.47 79.33%
9 60038 Boyd, Gregory	M60	New Zealand	2:37.86	2:08.39 78.75%
10 60115 Riddell, David	M63	New Zealand	2:38.52	2:08.93 78.43%
11 60025 van den Worm, Will	M60	New Zealand	2:40.43	2:10.48 77.49%
-- 60046 Carscadden, Gordon	M61	Canada	DNF	

## M65 800 Metre

Name	Age	Team	Prelims	Age-Grading	H#
Preliminaries					
1 65051 Foster, Michael	M66	Australia	2:48.77Q	2:11.24 77.05%	1
2 65072 McManus, Anthony	M67	New Zealand	2:50.39Q	2:12.50 76.31%	2
3 65087 Millard, Dale	M68	Australia	2:50.77Q	2:12.80 76.14%	2
4 65077 Adams, Graeme	M67	New Zealand	2:54.82Q	2:15.95 74.38%	1
5 65086 Mayfield, Allan	M68	Australia	2:50.80Q	2:12.82 76.13%	2
6 65015 Plaster, Anthony	M65	United States of	2:55.20Q	2:16.24 74.22%	1
7 65124 Hare, Kenneth	M69	New Zealand	2:56.27q	2:17.07 73.77%	2
8 65023 Kirkman, Gary	M65	New Zealand	2:57.15q	2:17.76 73.40%	1
9 65002 Versteeg, Frank	M65	New Zealand	2:57.27q	2:17.85 73.35%	2

## World Masters Games - 23/04/2017 to 29/04/2017

## Trusts Arena

## Results - Age Grading: 5 Yr Indiv &amp; 5 yr Multi

## ...M65 800 Metre

10	65058	Fazzi, Fulvio	M66	Italy	3:06.77q	2:25.24	69.62%	2
11	65046	Gluckman, Jonathan	M66	New Zealand	3:09.64q	2:27.47	68.57%	2
12	65122	Wakelin, Neil	M69	Canada	3:14.97q	2:31.61	66.69%	1
13	65084	Pierce, John	M68	United States of	3:28.81	2:42.38	62.27%	1
14	65117	Somers, John	M69	New Zealand	3:33.41	2:45.95	60.93%	2
15	65057	Whiley, Lee	M66	New Zealand	3:51.32	2:59.88	56.21%	1

## M65 800 Metre

Name	Age	Team	Finals	Age-Grading
------	-----	------	--------	-------------

## Finals

1	65087	Millard, Dale	M68	Australia	2:29.67	1:56.39	86.88%
2	65072	McManus, Anthony	M67	New Zealand	2:31.01	1:57.43	86.11%
3	65086	Mayfield, Allan	M68	Australia	2:31.91	1:58.13	85.60%
4	65015	Plaster, Anthony	M65	United States of	2:40.80	2:05.04	80.86%
5	65051	Foster, Michael	M66	Australia	2:41.90	2:05.90	80.32%
6	65023	Kirkman, Gary	M65	New Zealand	2:53.77	2:15.13	74.83%
7	65077	Adams, Graeme	M67	New Zealand	3:00.07	2:20.03	72.21%
8	65122	Wakelin, Neil	M69	Canada	3:07.84	2:26.07	69.22%
9	65046	Gluckman, Jonathan	M66	New Zealand	3:10.39	2:28.05	68.30%

## M70 800 Metre

Name	Age	Team	Finals	Age-Grading
------	-----	------	--------	-------------

1	70001	Solomon, Kevin	M70	Australia	2:33.19	1:53.67	88.95%
2	70005	Nolan, Harold	M70	United States of	2:48.05	2:04.70	81.09%
3	70096	Macleod, Colin	M74	New Zealand	2:56.60	2:11.04	77.16%
4	70043	Thakur, Prabhakar	M71	India	2:59.18	2:12.96	76.05%
5	70064	Jones, Alan	M72	New Zealand	3:17.82	2:26.79	68.89%
6	70074	Chaves, Fernand	M72	French Polynesia	3:32.05	2:37.35	64.26%
7	70088	Samjiskar, Mahadev	M73	India	3:58.61	2:57.05	57.11%
8	70048	Lewis, Rodney Pete	M71	New Zealand	4:04.05	3:01.09	55.84%
9	70047	Yordanov, Yordan	M71	Bulgaria	4:13.77	3:08.30	53.70%
10	70061	Eckford, William	M72	New Zealand	4:30.24	3:20.52	50.43%
--	70020	Parker, Raichard V	M70	New Zealand	DNF		

## M75 800 Metre

Name	Age	Team	Finals	Age-Grading
------	-----	------	--------	-------------

1	75047	Eastmond, Raymond	M79	New Zealand	3:38.12	2:31.03	66.95%
2	75050	Cordero, Joe	M79	United States of	5:03.27	3:29.99	48.15%

## M85 800 Metre

Name	Age	Team	Finals	Age-Grading
------	-----	------	--------	-------------

1	85001	Hughes, Richard	M85	Australia	3:40.45	2:00.77	83.72%
2	85009	Mikhailov, Nikolai	M87	Russia	4:30.07	2:27.95	68.34%
3	85012	Matzner, Karel	M88	Czech Republic	5:38.95	3:05.68	54.45%

## World Masters Games - 23/04/2017 to 29/04/2017

## Trusts Arena

## Results - Age Grading: 5 Yr Indiv &amp; 5 yr Multi

## M90 800 Metre

Name	Age Team	Finals	Age-Grading
1 90003 Martin, Allan	M90 New Zealand	4:41.12	2:06.45 79.96%

## M30 1500 Metre

Name	Age Team	Finals	Age-Grading
1 30010 Smith, Aniel	M31 New Zealand	4:23.17	4:23.18 78.28%
2 30004 Pearson, Caleb	M30 New Zealand	4:24.42	4:24.43 77.91%
3 30025 Doney, William	M32 New Zealand	4:25.55	4:25.56 77.57%
4 30023 Luoto, Severi	M32 New Zealand	4:27.40	4:27.41 77.04%
5 30029 Thew, Jimmy	M32 New Zealand	5:28.11	5:28.12 62.78%

## M35 1500 Metre

Name	Age Team	Finals	Age-Grading
1 35023 Zbairi, Abderrazak	M36 France	4:17.30	4:15.07 80.77%
2 35086 Grieve, Dwight	M39 New Zealand	4:18.44	4:16.20 80.41%
3 35090 Conce, Eric	M39 France	4:30.08	4:27.74 76.94%
4 35048 Mai, Andrew	M37 New Zealand	4:30.51	4:28.16 76.82%
5 35027 Hale, Michael	M36 New Zealand	4:31.25	4:28.90 76.61%
6 35082 Shetty, Shivananda	M39 India	4:56.16	4:53.59 70.17%
7 35025 Dr.Bognar, Csaba	M36 Hungary	5:09.66	5:06.97 67.11%
8 35019 Kondabathini, Kavi	M36 India	5:38.50	5:35.56 61.39%

## M40 1500 Metre

Name	Age Team	Finals	Age-Grading
1 40078 Simon, Cameron	M43 Australia	4:27.84	4:14.96 80.80%
2 40086 Petersen, Scott	M43 Australia	4:32.94	4:19.82 79.29%
3 40042 Brouillaud, Gillie	M41 New Caledonia	4:35.27	4:22.03 78.62%
4 40053 Tucker, Reuben	M41 New Zealand	4:41.75	4:28.20 76.81%
5 40052 Halla, Jamie	M41 New Zealand	4:48.71	4:34.83 74.96%
6 40015 Vrhovac, Dalibor	M40 Serbia	5:06.78	4:52.03 70.54%
7 40117 Nicholls, Robert	M44 New Zealand	5:09.08	4:54.22 70.02%
8 40060 Mennel, Corey	M42 New Zealand	5:11.10	4:56.14 69.56%
9 40040 Donoghy, Colin	M41 New Zealand	5:18.15	5:02.85 68.02%
10 40069 Brown, Gavin	M42 New Zealand	6:53.53	6:33.64 52.33%

## M45 1500 Metre

Name	Age Team	Finals	Age-Grading
1 45024 Cameron, Jason	M45 New Zealand	4:25.78	4:02.53 84.94%
2 45014 Daniels, Sasha	M45 New Zealand	4:27.05	4:03.69 84.53%
3 45113 Cepek, Robert	M48 Czech Republic	4:27.70	4:04.28 84.33%
4 45088 Van Zyl, Oloff	M47 South Africa	4:28.82	4:05.30 83.98%
5 45060 Letica, Jared	M46 New Zealand	4:28.89	4:05.37 83.96%
6 45123 Kudrna, Pavel	M49 Czech Republic	4:37.29	4:13.03 81.41%
7 45089 Kelsey, Scott	M47 New Zealand	4:49.08	4:23.79 78.09%
8 45140 Ferencovicz, Gaine	M49 Brazil	4:53.35	4:27.69 76.96%
9 45005 Millar, John	M45 New Zealand	4:56.60	4:30.65 76.11%

## World Masters Games - 23/04/2017 to 29/04/2017

## Trusts Arena

## Results - Age Grading: 5 Yr Indiv &amp; 5 yr Multi

## ...M45 1500 Metre

10	45013	Dall, Michael	M45	New Zealand	5:08.64	4:41.64	73.14%
11	45096	Sanderson, Roger	M48	New Zealand	5:13.54	4:46.11	72.00%
12	45033	Dromgoole, Mark	M45	New Zealand	7:53.77	7:12.32	47.65%

## M50 1500 Metre

Name	Age	Team	Prelims	Age-Grading	H#
Preliminaries					
1	50081	Richmond, Georges	M52 French Polynesia	4:39.02Q	4:03.62 84.56% 1
2	50035	Wilson, Kenneth	M50 Australia	5:17.37Q	4:37.10 74.34% 2
3	50016	Zaplentnev, Yury	M50 Russia	4:43.01Q	4:07.10 83.37% 1
4	50096	McRae, Drew	M52 New Zealand	5:24.70Q	4:43.50 72.66% 2
5	50012	Hansen, Michael	M50 Denmark	4:43.26Q	4:07.32 83.29% 1
6	50109	Stevens, Peter	M52 New Zealand	5:24.76Q	4:43.55 72.65% 2
7	50009	Wray, Michael	M50 New Zealand	4:43.75Q	4:07.75 83.15% 1
8	50040	Cornelius, Malcolm	M50 New Zealand	5:24.96Q	4:43.73 72.61% 2
9	50097	Trubila, Gubertas	M52 Lithuania	4:44.91q	4:08.76 82.81% 1
10	50073	Craig, Michael	M51 New Zealand	4:54.06q	4:16.75 80.24% 1
11	50038	Oliveria Ribeiro,	M50 Portugal	5:25.47q	4:44.17 72.49% 2
12	50168	Munro, Alastair	M54 New Zealand	5:26.46q	4:45.04 72.27% 2
13	50006	Davenport, Andrew	M50 New Zealand	5:26.93q	4:45.45 72.17% 2
14	50063	Cargin, Mark	M51 New Zealand	5:27.16q	4:45.65 72.12% 2
15	50070	Kashammer, Armin	M51 New Zealand	5:27.17q	4:45.66 72.12% 2
16	50037	Mietens, Ulf Dietr	M50 Germany	5:27.25q	4:45.73 72.10% 2
17	50013	Thistlewaite, Phil	M50 Australia	5:55.70	5:10.57 66.33% 1
18	50039	Stowers, Michael	M50 New Zealand	7:50.22	6:50.55 50.18% 2

## M50 1500 Metre

Name	Age	Team	Finals	Age-Grading
Finals				
1	50006	Davenport, Andrew	M50 New Zealand	4:31.51 3:57.06 86.90%
2	50035	Wilson, Kenneth	M50 Australia	4:32.46 3:57.89 86.60%
3	50081	Richmond, Georges	M52 French Polynesia	4:33.60 3:58.89 86.24%
4	50109	Stevens, Peter	M52 New Zealand	4:33.92 3:59.16 86.13%
5	50012	Hansen, Michael	M50 Denmark	4:34.94 4:00.06 85.82%
6	50016	Zaplentnev, Yury	M50 Russia	4:35.90 4:00.89 85.52%
7	50040	Cornelius, Malcolm	M50 New Zealand	4:36.70 4:01.59 85.27%
8	50073	Craig, Michael	M51 New Zealand	4:42.50 4:06.66 83.52%
9	50097	Trubila, Gubertas	M52 Lithuania	4:44.96 4:08.80 82.80%
10	50009	Wray, Michael	M50 New Zealand	4:45.55 4:09.32 82.63%
11	50096	McRae, Drew	M52 New Zealand	4:57.65 4:19.88 79.27%
12	50063	Cargin, Mark	M51 New Zealand	5:00.26 4:22.16 78.58%
13	50168	Munro, Alastair	M54 New Zealand	5:00.79 4:22.62 78.44%
14	50037	Mietens, Ulf Dietr	M50 Germany	5:01.01 4:22.82 78.38%
15	50038	Oliveria Ribeiro,	M50 Portugal	5:02.05 4:23.72 78.11%
16	50070	Kashammer, Armin	M51 New Zealand	5:11.08 4:31.61 75.85%

## M55 1500 Metre

Name	Age	Team	Finals	Age-Grading
1	55010	Graham, Bruce	M55 Australia	4:38.35 3:52.07 88.77%

## World Masters Games - 23/04/2017 to 29/04/2017

## Trusts Arena

## Results - Age Grading: 5 Yr Indiv &amp; 5 yr Multi

## ...M55 1500 Metre

2	55089	Ankudinov, Vadim	M57	Russia	4:40.31	3:53.70	88.15%
3	55167	Calder, Ian	M59	New Zealand	4:47.76	3:59.91	85.87%
4	55080	Ross, Graham	M56	New Zealand	5:08.98	4:17.60	79.97%
5	55173	Browne, Robin	M59	Canada	5:09.40	4:17.95	79.86%
6	55141	Richards, Peter	M58	New Zealand	5:11.33	4:19.56	79.37%
7	55033	Pirie, Andrew	M55	New Zealand	5:13.74	4:21.57	78.76%
8	55050	Punshon, Michael	M56	Australia	5:49.20	4:51.13	70.76%

## M60 1500 Metre

Name	Age	Team	Prelims	Age-Grading	H#			
Preliminaries								
1	60089	Vakin, Igor	M62	Russia	5:12.84Q	4:08.37	82.94%	2
2	60097	Sono, Masao	M63	Japan	5:13.73Q	4:09.08	82.71%	1
3	60031	Buslov, Mikhail	M60	Russia	5:14.80Q	4:09.92	82.43%	2
4	60122	Napper, Phillip	M63	New Zealand	5:31.67Q	4:23.32	78.23%	1
5	60033	Earwaker, Colin	M60	New Zealand	5:15.40Q	4:10.40	82.27%	2
6	60011	Hart, Murray	M60	New Zealand	5:31.96Q	4:23.55	78.17%	1
7	60022	Anderson, Geoffrey	M60	New Zealand	5:16.55Q	4:11.31	81.97%	2
8	60051	Thomas, Allan	M61	New Zealand	5:32.07Q	4:23.64	78.14%	1
9	60091	Durant, Graham	M62	Australia	5:30.30q	4:22.23	78.56%	2
10	60115	Riddell, David	M63	New Zealand	5:32.40q	4:23.90	78.06%	1
11	60046	Carscadden, Gordon	M61	Canada	5:33.20q	4:24.53	77.88%	1
12	60143	Morris Jnr, Robert	M64	United States of	5:34.30q	4:25.41	77.62%	2
13	60103	Wardlaw, John	M63	Australia	5:36.82q	4:27.41	77.04%	1
14	60038	Boyd, Gregory	M60	New Zealand	5:40.02q	4:29.95	76.31%	2
15	60025	van den Worm, Will	M60	New Zealand	5:49.38q	4:37.38	74.27%	2
16	60100	Burr, Noel	M63	New Zealand	5:54.20q	4:41.20	73.26%	2
17	60086	Worringham, Charle	M62	Australia	6:04.22	4:49.16	71.24%	1
18	60081	Whiting, Michael	M62	Canada	6:12.45	4:55.69	69.67%	2
19	60104	Saunders, Kenneth	M63	Australia	6:30.58	5:10.09	66.43%	1
20	60146	Saxon, Lloyd	M63	New Zealand	8:46.26	6:57.80	49.31%	1

## M60 1500 Metre

Name	Age	Team	Finals	Age-Grading			
Finals							
1	60022	Anderson, Geoffrey	M60	New Zealand	4:52.78	3:52.44	88.63%
2	60122	Napper, Phillip	M63	New Zealand	4:59.80	3:58.02	86.55%
3	60097	Sono, Masao	M63	Japan	5:01.79	3:59.60	85.98%
4	60033	Earwaker, Colin	M60	New Zealand	5:03.49	4:00.95	85.50%
5	60089	Vakin, Igor	M62	Russia	5:05.10	4:02.22	85.05%
6	60031	Buslov, Mikhail	M60	Russia	5:10.07	4:06.17	83.68%
7	60011	Hart, Murray	M60	New Zealand	5:19.54	4:13.69	81.20%
8	60091	Durant, Graham	M62	Australia	5:19.86	4:13.94	81.12%
9	60051	Thomas, Allan	M61	New Zealand	5:20.17	4:14.19	81.04%
10	60038	Boyd, Gregory	M60	New Zealand	5:21.20	4:15.01	80.78%
11	60046	Carscadden, Gordon	M61	Canada	5:21.85	4:15.52	80.62%
12	60103	Wardlaw, John	M63	Australia	5:25.40	4:18.34	79.74%
13	60115	Riddell, David	M63	New Zealand	5:27.34	4:19.88	79.27%
14	60100	Burr, Noel	M63	New Zealand	5:42.12	4:31.61	75.84%
15	60025	van den Worm, Will	M60	New Zealand	5:43.89	4:33.02	75.45%
16	60143	Morris Jnr, Robert	M64	United States of	5:53.98	4:41.03	73.30%

## World Masters Games - 23/04/2017 to 29/04/2017

## Trusts Arena

## Results - Age Grading: 5 Yr Indiv &amp; 5 yr Multi

## M65 1500 Metre

Name	Age	Team	Finals	Age-Grading
1 65072 McManus, Anthony	M67	New Zealand	4:58.63	3:44.84 91.62%
2 65087 Millard, Dale	M68	Australia	5:02.24	3:47.56 90.53%
3 65047 Mullin, Peter	M66	United States of	5:09.88	3:53.31 88.30%
4 65086 Mayfield, Allan	M68	Australia	5:11.54	3:54.56 87.83%
5 65051 Foster, Michael	M66	Australia	5:28.21	4:07.11 83.36%
6 65065 Skotin, Leonid	M67	Russia	5:32.00	4:09.97 82.41%
7 65077 Adams, Graeme	M67	New Zealand	5:47.56	4:21.68 78.72%
8 65124 Hare, Kenneth	M69	New Zealand	5:50.54	4:23.93 78.05%
9 65023 Kirkman, Gary	M65	New Zealand	5:54.79	4:27.13 77.12%
10 65019 Binter, Karel	M65	Czech Republic	5:55.97	4:28.01 76.86%
11 65129 Imbert, Williams	M69	New Caledonia	6:08.68	4:37.58 74.21%
12 65046 Gluckman, Jonathan	M66	New Zealand	6:32.80	4:55.74 69.66%
13 65057 Whiley, Lee	M66	New Zealand	7:51.97	5:55.35 57.97%
-- 65067 Marmushev, Gennady	M67	Russia	DNF	

## M70 1500 Metre

Name	Age	Team	Finals	Age-Grading
1 70001 Solomon, Kevin	M70	Australia	5:22.32	3:48.18 90.28%
2 70015 Costmeyer, Robbie	M70	Australia	5:34.18	3:56.57 87.08%
3 70005 Nolan, Harold	M70	United States of	5:35.28	3:57.35 86.79%
4 70082 Galbraith, Alan	M73	New Zealand	5:42.12	4:02.19 85.06%
5 70077 Clapcott, Geoffrey	M72	New Zealand	6:00.04	4:14.88 80.82%
6 70096 Macleod, Colin	M74	New Zealand	6:04.51	4:18.04 79.83%
7 70043 Thakur, Prabhakar	M71	India	6:11.81	4:23.21 78.27%
8 70064 Jones, Alan	M72	New Zealand	7:05.51	5:01.22 68.39%
9 70074 Chaves, Fernand	M72	French Polynesia	7:30.08	5:18.62 64.66%
10 70088 Samjiskar, Mahadev	M73	India	7:37.67	5:23.99 63.58%
11 70048 Lewis, Rodney Pete	M71	New Zealand	8:53.26	6:17.50 54.57%
-- 70061 Eckford, William	M72	New Zealand	DNF	

## M75 1500 Metre

Name	Age	Team	Finals	Age-Grading
1 75016 Mackinlay, Keith	M76	New Zealand	6:56.86	4:33.30 75.38%
2 75047 Eastmond, Raymond	M79	New Zealand	7:31.33	4:55.90 69.62%
3 75053 LeVasseur, Gerald	M79	United States of	9:39.87	6:20.17 54.19%
4 75050 Cordero, Joe	M79	United States of	9:45.82	6:24.07 53.64%

## M80 1500 Metre

Name	Age	Team	Finals	Age-Grading
1 80024 Feist, James	M82	New Zealand	7:57.66	4:42.78 72.85%
2 80015 Regtien, Geradus	M81	New Zealand	9:12.44	5:27.05 62.99%

## M85 1500 Metre

Name	Age	Team	Finals	Age-Grading
1 85001 Hughes, Richard	M85	Australia	8:08.98	4:10.41 82.27%

## World Masters Games - 23/04/2017 to 29/04/2017

## Trusts Arena

## Results - Age Grading: 5 Yr Indiv &amp; 5 yr Multi

## ...M85 1500 Metre

2	85009	Mikhailov, Nikolai	M87	Russia	10:29.50	5:22.37	63.90%
---	-------	--------------------	-----	--------	----------	---------	--------

## M30 5000 Metre

=====							
	Name	Age	Team	Finals	Age-Grading		
=====							
1	30010	Smith, Aniel	M31	New Zealand	16:38.10	16:38.11	75.84%
2	30004	Pearson, Caleb	M30	New Zealand	16:39.65	16:39.66	75.73%
3	30023	Luoto, Severi	M32	New Zealand	17:07.94	17:07.95	73.64%
4	30029	Thew, Jimmy	M32	New Zealand	24:50.22	24:50.23	50.80%

## M35 5000 Metre

=====							
	Name	Age	Team	Finals	Age-Grading		
=====							
1	35086	Grieve, Dwight	M39	New Zealand	16:10.77	16:10.78	77.98%
2	35023	Zbairi, Abderrazak	M36	France	16:29.34	16:29.35	76.52%
3	35090	Conce, Eric	M39	France	17:20.08	17:20.09	72.78%
4	35027	Hale, Michael	M36	New Zealand	17:36.07	17:36.08	71.68%
5	35048	Mai, Andrew	M37	New Zealand	17:54.49	17:54.50	70.45%
6	35082	Shetty, Shivananda	M39	India	19:08.33	19:08.34	65.92%
7	35025	Dr.Bognar, Csaba	M36	Hungary	19:31.93	19:31.94	64.59%
8	35019	Kondabathini, Kavi	M36	India	21:21.07	21:21.08	59.09%
9	35072	Davies, James	M39	New Zealand	24:00.32	24:00.33	52.56%

## M40 5000 Metre

=====							
	Name	Age	Team	Finals	Age-Grading		
=====							
1	40046	Santoro, Clinton	M41	United States of	17:40.91	17:03.89	73.93%
2	40052	Halla, Jamie	M41	New Zealand	18:46.30	18:07.00	69.64%
3	40001	Cumming, Garth	M40	Canada	18:49.07	18:09.67	69.47%
4	40015	Vrhovac, Dalibor	M40	Serbia	19:45.29	19:03.93	66.18%

## M45 5000 Metre

=====							
	Name	Age	Team	Finals	Age-Grading		
=====							
1	45024	Cameron, Jason	M45	New Zealand	16:21.98	15:13.44	82.87%
2	45042	Mardon, Christophe	M46	New Zealand	16:22.44	15:13.87	82.83%
3	45079	Keane, Jason	M47	Australia	16:47.57	15:37.25	80.77%
4	45085	Wagener, Richard	M47	New Zealand	16:56.70	15:45.74	80.04%
5	45139	Conyngham, Richard	M49	New Zealand	17:28.83	16:15.63	77.59%
6	45140	Ferensovicz, Gaine	M49	Brazil	17:53.39	16:38.47	75.82%
7	45050	Marino, Luciano Ig	M46	Argentina	18:18.48	17:01.81	74.08%
8	45097	Hepenstall, Wayne	M48	Australia	20:10.63	18:46.13	67.22%
9	45013	Dall, Michael	M45	New Zealand	20:30.47	19:04.59	66.14%

## M50 5000 Metre

=====							
	Name	Age	Team	Finals	Age-Grading		
=====							
1	50111	Capper, Michael	M53	Hong Kong	17:06.23	15:18.79	82.39%
2	50009	Wray, Michael	M50	New Zealand	17:27.24	15:37.60	80.74%
3	50191	Komel, Branimir	M54	Slovinia	17:36.95	15:46.29	80.00%



## World Masters Games - 23/04/2017 to 29/04/2017

## Trusts Arena

## Results - Age Grading: 5 Yr Indiv &amp; 5 yr Multi

## ...M50 5000 Metre

4	50179	Trees, Michael	M54	United Kingdom	17:38.91	15:48.05	79.85%
5	50190	Warren, Antony	M54	New Zealand	18:32.45	16:35.98	76.01%
6	50151	Vrhunc, Matjaz	M53	Slovinia	18:46.04	16:48.15	75.09%
7	50048	Caie, John	M51	New Zealand	18:53.65	16:54.96	74.58%
8	50119	Holland, Andrew	M53	New Zealand	18:56.02	16:57.08	74.43%
9	50084	Rush, David	M52	New Zealand	19:25.28	17:23.28	72.56%
10	50013	Thistlewaite, Phil	M50	Australia	22:49.44	20:26.07	61.74%
11	50125	Graham, Amdrew	M53	New Zealand	23:43.03	21:14.04	59.42%
12	50051	Austin, Russell	M51	Australia	26:55.74	24:06.58	52.33%
13	50039	Stowers, Michael	M50	New Zealand	28:13.77	25:16.44	49.92%
--	50071	Watts, Shane	M51	New Zealand			DNF

## M55 5000 Metre

Name	Age	Team	Finals	Age-Grading
1	55010	Graham, Bruce	M55 Australia	16:45.79 14:25.39 87.48%
2	55178	Riches, David	M59 Australia	17:24.66 14:58.83 84.22%
3	55141	Richards, Peter	M58 New Zealand	19:15.99 16:34.62 76.11%
4	55173	Browne, Robin	M59 Canada	19:23.29 16:40.90 75.63%
5	55124	MacLeod, Craig	M58 New Zealand	20:06.73 17:18.28 72.91%
6	55144	Turner, Paul Chris	M58 England	20:41.34 17:48.05 70.88%
7	55050	Punshon, Michael	M56 Australia	21:25.69 18:26.21 68.43%
8	55166	Worsnop, Christoph	M59 Australia	23:05.91 19:52.44 63.48%
9	55120	Kitano, Yoshihisa	M58 Japan	23:22.17 20:06.43 62.75%
10	55019	Lera Romero, Jose	M55 Argentina	23:46.21 20:27.12 61.69%
11	55133	Wright, Ian	M58 New Zealand	25:20.02 21:47.83 57.88%
12	55129	Nelson, Christophe	M58 New Zealand	28:22.10 24:24.49 51.69%

## M60 5000 Metre

Name	Age	Team	Finals	Age-Grading
1	60006	Long, Allan	M60 Australia	17:31.20 14:27.77 87.24%
2	60022	Anderson, Geoffrey	M60 New Zealand	17:52.82 14:45.62 85.48%
3	60033	Earwaker, Colin	M60 New Zealand	18:18.31 15:06.66 83.49%
4	60089	Vakin, Igor	M62 Russia	18:36.95 15:22.05 82.10%
5	60012	Hirst, Jeremy	M60 Australia	19:46.69 16:19.62 77.28%
6	60112	Gunningham, Robert	M63 Australia	19:53.05 16:24.87 76.86%
7	60091	Durant, Graham	M62 Australia	20:35.35 16:59.79 74.23%
8	60011	Hart, Murray	M60 New Zealand	21:47.19 17:59.09 70.15%
9	60081	Whiting, Michael	M62 Canada	21:51.75 18:02.86 69.91%
10	60115	Riddell, David	M63 New Zealand	22:21.69 18:27.57 68.35%
11	60032	Abromaitis, Kestut	M60 Lithuania	22:29.84 18:34.30 67.94%
12	60083	Vincent, Peter	M62 New Zealand	23:57.14 19:46.36 63.81%

## M65 5000 Metre

Name	Age	Team	Finals	Age-Grading
1	65072	McManus, Anthony	M67 New Zealand	19:03.70 15:02.61 83.87%
2	65047	Mullin, Peter	M66 United States of	19:33.21 15:25.90 81.76%
3	65065	Skotin, Leonid	M67 Russia	20:19.55 16:02.47 78.65%
4	65133	LeRest, Jean Pierr	M69 French Polynesia	20:24.26 16:06.19 78.35%
5	65126	Van Noten, Omer	M69 Belgium	20:51.51 16:27.70 76.64%

## World Masters Games - 23/04/2017 to 29/04/2017

## Trusts Arena

## Results - Age Grading: 5 Yr Indiv &amp; 5 yr Multi

## ...M65 5000 Metre

6	65032	Lichywark, Alan	M65	New Zealand	21:01.07	16:35.24	76.06%
7	65079	Sporykhin, Valdimi	M67	Russia	21:36.68	17:03.35	73.97%
8	65038	Roganov, Boris	M65	Russia	21:44.06	17:09.17	73.55%
9	65023	Kirkman, Gary	M65	New Zealand	22:12.32	17:31.47	71.99%
10	65019	Binter, Karel	M65	Czech Republic	22:36.88	17:50.86	70.69%
11	65081	Maskiell, Peter	M67	Australia	23:36.42	18:37.84	67.72%
12	65107	Walton, John	M69	Australia	23:50.34	18:48.83	67.06%
13	65116	Cooper, John	M69	Canada	24:27.37	19:18.05	65.37%
14	65125	Farmer, Anthony	M69	New Zealand	26:36.20	20:59.73	60.09%
15	65121	Swift, Gary	M69	New Zealand	29:53.04	23:35.07	53.50%
--	65067	Marmushev, Gennady	M67	Russia		DNF	
--	65026	Raynel, William Ja	M65	New Zealand		DNF	

## M70 5000 Metre

Name	Age	Team	Finals	Age-Grading
1	70015	Costmeyer, Robbie	M70 Australia	21:27.83 16:03.30 78.58%
2	70005	Nolan, Harold	M70 United States of	21:44.73 16:15.94 77.57%
3	70082	Galbraith, Alan	M73 New Zealand	21:59.49 16:26.98 76.70%
4	70084	Malykh, Vladimir	M73 Russia	22:01.22 16:28.28 76.60%
5	70077	Clapcott, Geoffrey	M72 New Zealand	22:11.19 16:35.74 76.02%
6	70043	Thakur, Prabhakar	M71 India	23:44.74 17:45.71 71.03%
7	70061	Eckford, William	M72 New Zealand	25:26.10 19:01.53 66.31%
8	70011	Sweetman, Richard	M70 New Zealand	25:49.14 19:18.76 65.33%
9	70095	Emelin, Viacheslav	M74 Russia	26:58.61 20:10.73 62.52%
10	70088	Samjiskar, Mahadev	M73 India	29:33.54 22:06.61 57.06%

## M75 5000 Metre

Name	Age	Team	Finals	Age-Grading
1	75018	Sineiko, Mikhail	M76 Russia	23:57.56 16:43.13 75.46%
2	75009	Joch, Frantisek	M75 Czech Republic	24:32.65 17:07.62 73.67%
3	75041	Ulloa, Abdon	M78 Australia	27:09.72 18:57.22 66.57%
4	75022	Onuchin, Anatolli	M76 Russia	28:49.34 20:06.74 62.73%
5	75053	LeVasseur, Gerald	M79 United States of	36:43.29 25:37.46 49.24%
6	75010	Eustace, Alan	M75 New Zealand	38:43.30 27:01.20 46.69%

## M80 5000 Metre

Name	Age	Team	Finals	Age-Grading
1	80022	Kirillov, Boris	M82 Russia	31:42.94 20:06.09 62.76%
2	80009	Barfoot, Garth	M80 New Zealand	32:45.29 20:45.61 60.77%
3	80015	Regtien, Geradus	M81 New Zealand	34:24.35 21:48.39 57.86%

## M85 5000 Metre

Name	Age	Team	Finals	Age-Grading
1	85009	Mikhailov, Nikolai	M87 Russia	47:22.80 26:04.97 48.37%
2	85003	Pearce, George	M85 New Zealand	49:23.69 27:11.52 46.40%

## World Masters Games - 23/04/2017 to 29/04/2017

## Trusts Arena

## Results - Age Grading: 5 Yr Indiv &amp; 5 yr Multi

**M30 10000 Metre**

Name	Age Team	Finals	Age-Grading
1 30023 Luoto, Severi	M32 New Zealand	37:46.91	37:46.92 69.70%
2 30029 Thew, Jimmy	M32 New Zealand	43:49.46	43:49.47 60.09%
3 30016 Elshebokshy, Khale	M31 Egypt	45:34.89	45:34.90 57.77%

**M35 10000 Metre**

Name	Age Team	Finals	Age-Grading
1 35089 Mace, Simon	M39 New Zealand	34:59.38	34:59.39 75.26%
2 35027 Hale, Michael	M36 New Zealand	37:35.14	37:35.15 70.06%
3 35082 Shetty, Shivananda	M39 India	39:20.39	39:20.40 66.94%
4 35025 Dr.Bognar, Csaba	M36 Hungary	41:34.47	41:34.48 63.34%
5 35019 Kondabathini, Kavi	M36 India	43:59.13	43:59.14 59.87%

**M40 10000 Metre**

Name	Age Team	Finals	Age-Grading
1 40068 Tombling, Rick	M42 New Zealand	34:21.46	33:08.90 79.44%
2 40015 Vrhovac, Dalibor	M40 Serbia	43:01.98	41:31.10 63.43%
3 40106 Hutton, Robert	M44 New Zealand	51:57.36	50:07.63 52.53%

**M45 10000 Metre**

Name	Age Team	Finals	Age-Grading
1 45079 Keane, Jason	M47 Australia	35:44.29	33:13.34 79.26%
2 45140 Ferensovicz, Gaine	M49 Brazil	35:54.25	33:22.60 78.90%
3 45050 Marino, Luciano Ig	M46 Argentina	39:08.98	36:23.62 72.36%
4 45097 Hepenstall, Wayne	M48 Australia	41:48.58	38:51.98 67.75%
5 45013 Dall, Michael	M45 New Zealand	42:46.78	39:46.08 66.22%
6 45019 Connor, Andrew	M45 New Zealand	44:27.98	41:20.16 63.71%

**M50 10000 Metre**

Name	Age Team	Finals	Age-Grading
1 50111 Capper, Michael	M53 Hong Kong	35:26.75	31:42.17 83.06%
2 50190 Warren, Antony	M54 New Zealand	37:41.88	33:43.03 78.10%
3 50151 Vrhunc, Matjaz	M53 Slovenia	38:34.55	34:30.14 76.32%
4 50160 Gaastra, Ross	M54 New Zealand	40:34.21	36:17.16 72.57%
5 50036 Smit, Martyn	M50 New Zealand	51:47.05	46:18.95 56.86%
-- 50048 Caie, John	M51 New Zealand	DNF	

**M55 10000 Metre**

Name	Age Team	Finals	Age-Grading
1 55010 Graham, Bruce	M55 Australia	34:13.91	29:24.72 89.53%
2 55178 Riches, David	M59 Australia	35:58.35	30:54.46 85.20%
3 55141 Richards, Peter	M58 New Zealand	40:43.45	34:59.42 75.26%
4 55050 Punshon, Michael	M56 Australia	46:51.05	40:15.26 65.42%
5 55019 Lera Romero, Jose	M55 Argentina	48:30.77	41:40.94 63.18%

## World Masters Games - 23/04/2017 to 29/04/2017

## Trusts Arena

## Results - Age Grading: 5 Yr Indiv &amp; 5 yr Multi

## ...M55 10000 Metre

6	55166	Worsnop, Christoph	M59	Australia	48:52.34	41:59.47	62.71%
---	-------	--------------------	-----	-----------	----------	----------	--------

## M60 10000 Metre

Name	Age	Team	Finals	Age-Grading
1 60006 Long, Allan	M60	Australia	36:19.35	29:55.79 87.98%
2 60007 Woodall, John Paul	M60	Australia	42:55.28	35:22.04 74.46%
3 60011 Hart, Murray	M60	New Zealand	43:56.34	36:12.35 72.73%
4 60102 Mayer, Harald Fran	M63	Austria	44:19.21	36:31.19 72.11%
5 60078 Parzanese, Franco	M62	Italy	46:22.25	38:12.58 68.92%
-- 60032 Abromaitis, Kestut	M60	Lithuania	DNF	

## M65 10000 Metre

Name	Age	Team	Finals	Age-Grading
1 65133 LeRest, Jean Pierr	M69	French Polynesia	42:40.31	33:31.90 78.53%
2 65126 Van Noten, Omer	M69	Belgium	43:08.49	33:54.04 77.68%
3 65038 Roganov, Boris	M65	Russia	43:47.34	34:24.57 76.53%
4 65081 Maskiell, Peter	M67	Australia	49:49.81	39:09.40 67.25%
5 65102 Mitchell, Edwin	M68	New Zealand	50:06.46	39:22.48 66.88%
6 65125 Farmer, Anthony	M69	New Zealand	52:10.56	41:00.00 64.23%
7 65084 Pierce, John	M68	United States of	53:00.62	41:39.34 63.22%
8 65046 Gluckman, Jonathan	M66	New Zealand	55:17.75	43:27.09 60.60%
9 65121 Swift, Gary	M69	New Zealand	1:05:21.72	51:21.69 51.27%

## M70 10000 Metre

Name	Age	Team	Finals	Age-Grading
1 70015 Costmeyer, Robbie	M70	Australia	44:29.27	33:00.07 79.80%
2 70056 Tuitebayev, Saltan	M71	Kazakhstan	45:59.66	34:07.12 77.18%
3 70043 Thakur, Prabhakar	M71	India	50:52.36	37:44.25 69.78%
4 70011 Sweetman, Richard	M70	New Zealand	51:34.38	38:15.42 68.83%
5 70023 McCrone, James	M70	New Zealand	53:04.44	39:22.22 66.89%

## M75 10000 Metre

Name	Age	Team	Finals	Age-Grading
1 75009 Joch, Frantisek	M75	Czech Republic	50:03.42	34:27.86 76.41%
2 75051 Wynn, Robert	M79	New Zealand	58:59.08	40:36.66 64.84%
3 75010 Eustace, Alan	M75	New Zealand	1:33:58.94	1:04:42.42 40.70%

## M80 10000 Metre

Name	Age	Team	Finals	Age-Grading
1 80002 Munoz Mora, Victor	M80	Colombia	58:10.84	36:10.26 72.80%

**World Masters Games - 23/04/2017 to 29/04/2017****Trusts Arena****Results - Age Grading: 5 Yr Indiv & 5 yr Multi****M85 10000 Metre**

Name	Age Team	Finals	Age-Grading
1 85002 Ward, Graham	M85 New Zealand	1:32:32.72	49:39.04 53.04%

**M70 200 Metre**

Name	Age Team	Prelims	Wind	Age-Grading	H#
Preliminaries					
1 70071 Brown, Kenton	M72 United States of	28.65q	-0.3	21.90 88.24%	2
2 70012 Deleiros, Anthony	M70 New Zealand	28.83q	0.1	22.04 87.69%	1
3 70007 Bal, Bahadur Singh	M70 India	29.83q	-0.3	22.80 84.75%	2
4 70021 Guptill, Trevor	M70 New Zealand	31.49q	-0.3	24.07 80.28%	2
5 70044 Elanjiyil, Joseph	M71 India	31.85q	0.1	24.34 79.37%	1
6 70016 Mintz, Bruce Ellio	M70 Canada	32.02q	-0.3	24.47 78.95%	2
7 70013 Lippoldes, Udo Lad	M70 Germany	32.05q	0.1	24.50 78.88%	1
8 70081 Cleland, Thomas	M73 New Zealand	37.33q	-0.3	28.53 67.72%	2
9 70080 Tayler, Paul	M73 New Zealand	39.46	0.1	30.16 64.06%	1

**M70 200 Metre**

Name	Age Team	Finals	Wind	Age-Grading
Finals				
1 70071 Brown, Kenton	M72 United States of	27.81	-1.5	21.26 90.90%
2 70021 Guptill, Trevor	M70 New Zealand	28.71	-1.5	21.95 88.05%
3 70012 Deleiros, Anthony	M70 New Zealand	29.16	-1.5	22.29 86.69%
4 70044 Elanjiyil, Joseph	M71 India	31.87	-1.5	24.36 79.32%
5 70016 Mintz, Bruce Ellio	M70 Canada	31.91	-1.5	24.39 79.22%
6 70007 Bal, Bahadur Singh	M70 India	32.05	-1.5	24.50 78.88%
7 70081 Cleland, Thomas	M73 New Zealand	37.48	-1.5	28.65 67.45%
-- 70013 Lippoldes, Udo Lad	M70 Germany	DNF	-1.5	

**M70 80 Short Hurdles .762**

Name	Age Team	Finals	Wind	Age-Grading
1 70099 de Lemos, Antonio	M74 Brazil	18.36	0.3	18.77 68.79%

**M80 80 Short Hurdles .686**

Name	Age Team	Finals	Wind	Age-Grading
1 80030 Klypin, Viktor	M83 Russia	26.41	-0.1	23.54 54.87%
2 80025 Berardi, Jose Mari	M82 Argentina	36.85	-0.1	32.85 39.32%

**M50 100 Short Hurdles .914**

Name	Age Team	Finals	Wind	Age-Grading
1 50014 Tsunemi, Satashi	M50 Japan	15.53	0.7	14.92 86.54%
2 50139 Sukhachev, Vladimi	M53 Russia	16.17	0.7	15.53 83.12%
3 50188 Duggan, Duane	M54 New Zealand	19.83	0.7	19.05 67.78%
4 50043 Barjare, Mahendra	M50 India	19.84	0.7	19.06 67.74%
5 50128 Ols, Joseph	M53 United States of	20.74	0.7	19.92 64.80%

## World Masters Games - 23/04/2017 to 29/04/2017

## Trusts Arena

## Results - Age Grading: 5 Yr Indiv &amp; 5 yr Multi

## ...M50 100 Short Hurdles .914

-- 50137	Fernando, Samarapp	M53	Sri Lanka	DNF	0.7
-- 50023	Gribkov, Dmitry	M50	Russia	DQ	0.7

Rule 168.7

## M55 100 Short Hurdles .914

Name	Age	Team	Finals	Wind	Age-Grading	
1 55014	Sugizaki, Kazuhiko	M55	Japan	16.86	1.2	15.57 82.98%
2 55047	Kuzmichev, Valeriy	M56	Spain	17.87	1.2	16.50 78.29%
3 55096	Black, Murray	M57	Canada	18.09	1.2	16.70 77.34%
4 55136	Bedot, Lionel	M58	France	20.49	1.2	18.92 68.28%
5 55087	Johns Jnr, William	M57	United States of	22.82	1.2	21.07 61.31%
6 55032	Keshishian, Hovik	M55	Australia	29.03	1.2	26.80 48.19%

## M60 100 Short Hurdles .840

Name	Age	Team	Finals	Wind	Age-Grading	
1 60035	Harmand, Xavier Je	M60	France	19.05	0.2	17.17 75.22%
2 60063	Vvoloskov, Nikolay	M61	Russia	19.48	0.2	17.56 73.56%
3 60076	McLawhorn, David	M62	United States of	19.71	0.2	17.77 72.70%
4 60005	Velazques Sandoval	M60	Mexico	20.49	0.2	18.47 69.94%
5 60111	Gibbs, Barry	M63	Thailand	22.43	0.2	20.22 63.89%
6 60032	Abromaitis, Kestut	M60	Lithuania	23.54	0.2	21.22 60.88%
7 60098	Dow, Alan	M63	New Zealand	30.02	0.2	27.06 47.73%

## M65 100 Short Hurdles .840

Name	Age	Team	Finals	Wind	Age-Grading	
1 65061	Davydov, Valeriy	M67	Russia	16.96	0.2	14.65 88.15%
2 65022	Mikeev, Evgenii	M65	Russia	18.62	0.2	16.09 80.29%

## M30 110 Short Hurdles .991

Name	Age	Team	Finals	Wind	Age-Grading	
1 30005	Reynolds, Luke	M30	New Zealand	16.90	0.3	16.91 76.39%
2 30013	Piette, Gaetan	M31	Belgium	20.60	0.3	20.61 62.67%

## M35 110 Short Hurdles .991

Name	Age	Team	Finals	Wind	Age-Grading	
1 35045	Pritchard, Ashley	M37	United Kingdom	16.79	0.3	16.63 77.67%
2 35073	Costello, Gregory	M39	Australia	20.23	0.3	20.03 64.46%
3 35061	Chandhary, Aman Ch	M38	India	20.42	0.3	20.22 63.86%

## M40 110 Short Hurdles .991

Name	Age	Team	Finals	Wind	Age-Grading	
1 40018	Gibbons, Geoffrey	M40	Australia	15.72	0.4	14.98 86.20%
2 40079	Davey, Peter	M43	United Kingdom	17.13	0.4	16.32 79.10%
3 40093	Maier, Bjoern	M43	Germany	17.33	0.4	16.51 78.19%

## World Masters Games - 23/04/2017 to 29/04/2017

## Trusts Arena

## Results - Age Grading: 5 Yr Indiv &amp; 5 yr Multi

**M45 110 Short Hurdles .991**

Name	Age Team	Finals	Wind	Age-Grading
1 45077 Cicchelli, Gian Lo	M47 Italy	18.57	0.3	17.00 75.98%
2 45114 Lio, Setu	M48 New Zealand	24.65	0.3	22.56 57.24%
3 45119 Castle, James	M49 Argentina	30.37	0.3	27.80 46.46%

**M80 200 Long Hurdles .686**

Name	Age Team	Finals	Wind	Age-Grading	Points
1 80019 Kabele, Antonin	M81 Czech Republic	55.54	NWI	55.55	84.23%
-- 80025 Berardi, Jose Mari	M82 Argentina	DQ	NWI		Rule 168.7

**M60 300 Long Hurdles .762**

Name	Age Team	Finals	Age-Grading	H#	Points
1 60109 Sato, Rayuichi	M63 Japan	52.06	52.07	89.86%	2
2 60005 Velazques Sandoval	M60 Mexico	52.13	52.14	89.74%	1
3 60088 Fernandes, Costao	M62 India	53.28	53.29	87.80%	2
4 60076 McLawhorn, David	M62 United States of	53.48	53.49	87.47%	2
5 60063 Vvoloskov, Nikolay	M61 Russia	53.67	53.68	87.16%	1
6 60124 Cheadle, William	M63 United States of	53.68	53.69	87.15%	1
7 60141 Hovorka, Bohuslav	M64 Czech Republic	54.69	54.70	85.54%	2
8 60032 Abromaitis, Kestut	M60 Lithuania	58.63	58.64	79.79%	1
9 60095 Scown, Robert Lesl	M63 New Zealand	1:00.36	1:00.37	77.50%	1
10 60098 Dow, Alan	M63 New Zealand	1:09.22	1:09.23	67.58%	2

**M65 300 Long Hurdles .762**

Name	Age Team	Finals	Age-Grading	Points
1 65061 Davydov, Valeriy	M67 Russia	50.61	50.62	92.43%
2 65109 Dougall, Alan	M69 New Zealand	56.18	56.19	83.27%
3 65103 Neumolotov, Oleg	M68 Russia	1:11.46	1:11.47	65.46%

**M70 300 Long Hurdles .686**

Name	Age Team	Finals	Age-Grading	Points
1 70051 Majauskas, Vytas A	M71 United Kingdom	56.21	56.22	83.22%
2 70099 de Lemos, Antonio	M74 Brazil	1:01.72	1:01.73	75.79%
3 70020 Parker, Raichard V	M70 New Zealand	1:09.60	1:09.61	67.21%
-- 70004 Trops, Alberts	M70 Latvia	DQ		Rule 168.7

**M75 300 Long Hurdles .686**

Name	Age Team	Finals	Age-Grading	Points
1 75049 Van Der Wal, Hyike	M79 Canada	1:21.56	1:21.57	57.36%
2 75056 Vonasek, Josef	M79 Czech Republic	1:31.60	1:31.61	51.07%
-- 75014 Grenhall, Jan Wald	M76 Switzerland	DQ		Rule 168.7

## World Masters Games - 23/04/2017 to 29/04/2017

## Trusts Arena

## Results - Age Grading: 5 Yr Indiv &amp; 5 yr Multi

## M30 400 Long Hurdles .914

Name	Age Team	Finals	Age-Grading Points
1 30012 Lockley, Curtis Da	M31 New Zealand	1:05.48	1:05.49 71.44%
2 30013 Piette, Gaetan	M31 Belgium	1:09.99	1:10.00 66.84%

## M35 400 Long Hurdles .914

Name	Age Team	Finals	Age-Grading Points
1 35073 Costello, Gregory	M39 Australia	1:06.48	6.65703.67%
2 35061 Chandhary, Aman Ch	M38 India	1:13.69	7.37634.82%
3 35084 Lam, Thiet-Hai	M39 France	1:16.89	7.69608.40%

## M40 400 Long Hurdles .914

Name	Age Team	Finals	Age-Grading Points
1 40048 Yasunobu, Maki	M41 Japan	1:00.54	57.95 80.72%
2 40079 Davey, Peter	M43 United Kingdom	1:08.70	1:05.76 71.14%
3 40030 Anderson, Benjamin	M41 United Kingdom	1:11.17	1:08.13 68.67%

## M45 400 Long Hurdles .914

Name	Age Team	Finals	Age-Grading Points
1 45088 Van Zyl, Oloff	M47 South Africa	1:04.05	58.57 79.88%
2 45119 Castle, James	M49 Argentina	1:33.61	1:25.60 54.65%

## M50 400 Long Hurdles .840

Name	Age Team	Prelims	Age-Grading H#
Preliminaries			
1 50014 Tsunemi, Satoshi	M50 Japan	1:05.55q	57.14 81.88% 2
2 50127 Daborn, Paul	M53 New Zealand	1:08.04q	59.31 78.88% 1
3 50091 O'Connor, John	M52 New Zealand	1:08.99q	1:00.14 77.79% 2
4 50006 Davenport, Andrew	M50 New Zealand	1:11.00q	1:01.89 75.59% 2
5 50107 Zapha, Thierry	M52 France	1:11.51q	1:02.33 75.05% 1
6 50183 Lett, Mark	M54 New Zealand	1:13.68q	1:04.22 72.84% 2
7 50043 Barjare, Mahendra	M50 India	1:15.58q	1:05.88 71.01% 2
8 50120 Nikolov, Plamen	M53 Bulgaria	1:20.64q	1:10.29 66.56% 1
-- 50023 Gribkov, Dmitry	M50 Russia	DNF	1

## M50 400 Long Hurdles .840

Name	Age Team	Finals	Age-Grading Points
Finals			
1 50014 Tsunemi, Satoshi	M50 Japan	1:00.98	53.16 88.01%
2 50006 Davenport, Andrew	M50 New Zealand	1:03.31	55.19 84.77%
3 50091 O'Connor, John	M52 New Zealand	1:03.65	55.48 84.32%
4 50107 Zapha, Thierry	M52 France	1:05.42	57.03 82.04%
5 50183 Lett, Mark	M54 New Zealand	1:11.74	1:02.53 74.81%
6 50127 Daborn, Paul	M53 New Zealand	1:49.43	1:35.38 49.05%



## World Masters Games - 23/04/2017 to 29/04/2017

## Trusts Arena

## Results - Age Grading: 5 Yr Indiv &amp; 5 yr Multi

## M55 400 Long Hurdles .840

Name	Age Team	Finals	Age-Grading	Points
1 55014 Sugizaki, Kazuhiko	M55 Japan	1:06.00	54.71	85.52%
2 55086 Ozyumenko, Igor	M57 Russia	1:09.81	57.86	80.85%
3 55117 Khusainov, Rashid	M58 Russia	1:10.91	58.78	79.59%
4 55048 Kuckovsky, Eduard	M56 Slovakia	1:13.22	1:00.69	77.08%
5 55091 Dixon, Mark	M57 Australia	1:19.03	1:05.51	71.42%
6 55060 McCully, Nigel	M56 New Zealand	1:25.30	1:10.70	66.17%

## M60 2000 Metre Steeplechase

Name	Age Team	Finals	Age-Grading	Points
1 60006 Long, Allan	M60 Australia	7:08.13	8:39.71	91.13%
2 60008 Dryps, Ryszard	M60 Poland	7:28.30	9:04.20	87.03%
3 60097 Sono, Masao	M63 Japan	7:42.93	9:21.96	84.28%
4 60011 Hart, Murray	M60 New Zealand	8:23.82	10:11.59	77.44%
5 60032 Abromaitis, Kestut	M60 Lithuania	9:17.39	11:16.62	70.00%
6 60104 Saunders, Kenneth	M63 Australia	10:35.33	12:51.23	61.41%
-- 60140 Williams, Frank	M64 United States of	DNF		

## M65 2000 Metre Steeplechase

Name	Age Team	Finals	Age-Grading	Points
1 65086 Mayfield, Allan	M68 Australia	7:47.68	8:28.61	93.12%
2 65065 Skotin, Leonid	M67 Russia	8:21.71	9:05.61	86.81%
3 65038 Roganov, Boris	M65 Russia	8:39.47	9:24.93	83.84%
4 65019 Binter, Karel	M65 Czech Republic	9:11.68	9:59.96	78.94%
5 65079 Sporykhin, Valdimi	M67 Russia	9:18.86	10:07.77	77.93%
6 65077 Adams, Graeme	M67 New Zealand	9:31.09	10:21.07	76.26%
7 65122 Wakelin, Neil	M69 Canada	9:38.26	10:28.86	75.32%

## M70 2000 Metre Steeplechase

Name	Age Team	Finals	Age-Grading	Points
1 70015 Costmeyer, Robbie	M70 Australia	8:55.97	8:47.94	89.71%
2 70084 Malykh, Vladimir	M73 Russia	9:05.05	8:56.88	88.22%
3 70040 Standen, Owen	M71 New Zealand	9:51.59	9:42.72	81.28%
4 70050 Araujo, Lutero	M71 Brazil	10:11.84	10:02.67	78.59%
5 70011 Sweetman, Richard	M70 New Zealand	10:47.40	10:37.69	74.27%
6 70095 Emelin, Viacheslav	M74 Russia	11:46.66	11:36.07	68.04%

## M75 2000 Metre Steeplechase

Name	Age Team	Finals	Age-Grading	Points
1 75018 Sineiko, Mikhail	M76 Russia	10:22.81	9:20.66	84.48%
2 75050 Cordero, Joe	M79 United States of	13:55.71	12:32.31	62.96%
3 75053 LeVasseur, Gerald	M79 United States of	15:35.10	14:01.78	56.27%
4 75049 Van Der Wal, Hyike	M79 Canada	18:56.55	17:03.13	46.29%

## World Masters Games - 23/04/2017 to 29/04/2017

## Trusts Arena

## Results - Age Grading: 5 Yr Indiv &amp; 5 yr Multi

## M80 2000 Metre Steeplechase

Name	Age Team	Finals	Age-Grading
1 80031 Stuart, Ronald	M84 Australia	16:37.95	13:47.11 57.26%
2 80025 Berardi, Jose Mari	M82 Argentina	20:42.34	17:09.66 46.00%

## M30 3000 Metre Steeplechase

Name	Age Team	Finals	Age-Grading
1 30017 Paez, Jorge Andres	M31 Argentina	10:40.01	10:40.02 74.00%
2 30004 Pearson, Caleb	M30 New Zealand	10:56.06	10:56.07 72.19%
3 30029 Thew, Jimmy	M32 New Zealand	13:51.51	13:51.52 56.96%

## M35 3000 Metre Steeplechase

Name	Age Team	Finals	Age-Grading
1 35056 Rogers, Mathew	M38 New Zealand	10:07.88	9:43.87 81.12%
2 35027 Hale, Michael	M36 New Zealand	11:33.58	11:06.19 71.10%
3 35002 Atkinson, Evan	M35 New Zealand	11:45.03	11:17.19 69.94%

## M40 3000 Metre Steeplechase

Name	Age Team	Finals	Age-Grading
1 40046 Santoro, Clinton	M41 United States of	11:09.09	10:12.49 77.33%
2 40052 Halla, Jamie	M41 New Zealand	11:20.33	10:22.78 76.05%
3 40064 Gauna, Enzo Dario	M42 Argentina	11:25.42	10:27.44 75.49%
4 40042 Brouillaud, Gillie	M41 New Caledonia	11:44.78	10:45.16 73.41%
5 40015 Vrhovac, Dalibor	M40 Serbia	12:53.37	11:47.95 66.90%
6 40023 Wakelin, Soren	M41 Canada	13:30.14	12:21.61 63.87%
7 40055 Kuklinski, Tony	M42 New Zealand	14:13.50	13:01.30 60.62%

## M45 3000 Metre Steeplechase

Name	Age Team	Finals	Age-Grading
1 45015 Benitez, Hector Or	M45 Argentina	10:34.73	9:15.01 85.34%
2 45088 Van Zyl, Oloff	M47 South Africa	11:15.22	9:50.42 80.22%
3 45109 Nuikka, Asko	M48 Finland	11:28.97	10:02.44 78.62%
4 45013 Dall, Michael	M45 New Zealand	12:37.44	11:02.31 71.51%
5 45089 Kelsey, Scott	M47 New Zealand	13:03.20	11:24.84 69.16%
6 45096 Sanderson, Roger	M48 New Zealand	13:12.77	11:33.20 68.32%

## M50 3000 Metre Steeplechase

Name	Age Team	Finals	Age-Grading Points
1 50191 Komel, Branimir	M54 Slovenia	11:31.60	9:38.81 81.83%
2 50097 Trubila, Gubertas	M52 Lithuania	11:58.94	10:01.69 78.72%
3 50034 Lohmann, Paavo	M50 Germany	12:04.68	10:06.49 78.09%
4 50038 Oliveria Ribeiro,	M50 Portugal	12:38.95	10:35.17 74.57%
5 50070 Kashammer, Armin	M51 New Zealand	13:05.19	10:57.13 72.08%

## World Masters Games - 23/04/2017 to 29/04/2017

## Trusts Arena

## Results - Age Grading: 5 Yr Indiv &amp; 5 yr Multi

## M55 3000 Metre Steeplechase

Name	Age Team	Finals	Age-Grading
1 55043 Sayer, Graeme	M56 Australia	11:48.74	9:28.77 83.27%
2 55048 Kuckovsky, Eduard	M56 Slovakia	11:51.23	9:30.77 82.98%
3 55014 Sugizaki, Kazuhiko	M55 Japan	12:02.85	9:40.09 81.65%
4 55140 Wakelin, Keith	M58 Canada	12:27.22	9:59.65 78.98%
5 55166 Worsnop, Christoph	M59 Australia	16:03.01	12:52.82 61.29%

## M30 High Jump

Name	Age Team	Finals	Age-Grading Points
1 30041 Farlow, Adam	M34 Australia	1.40m 4-07.00	1.40m 57.14%
1.30 1.35 1.40 1.45 1.50			
o - o - XXX			

## M35 High Jump

Name	Age Team	Finals	Age-Grading Points
1 35039 Kusumi, Takuya	M37 Japan	1.81m 5-11.25	1.85m 75.73%
1.75 1.78 1.81 1.90			
o XXO o XXX			
2 35073 Costello, Gregory	M39 Australia	1.78m 5-10.00	1.82m 74.48%
1.55 1.60 1.65 1.70 1.75 1.78 1.81			
o o o o XXO o XXX			
3 35055 Halbmaier, Craig	M38 New Zealand	1.75m 5-08.75	1.79m 73.22%
1.50 1.55 1.60 1.65 1.70 1.75 1.78			
o - o o XO XO XXX			
4 35038 Hubner, Axel Uwe	M37 Germany	1.50m 4-11.00	1.53m 62.76%
1.40 1.45 1.50 1.55 1.60 1.65			
o - o - - X			
5 35048 Mai, Andrew	M37 New Zealand	1.50m 4-11.00	1.53m 62.76%
1.30 1.35 1.40 1.45 1.50 1.55			
o o o o XXO XXX			

## M40 High Jump

Name	Age Team	Finals	Age-Grading Points
1 40116 Mans, Johannes Fra	M44 South Africa	1.85m 6-00.75	1.93m 79.06%
1.63 1.66 1.75 1.80 1.85 1.88			
o o o o o XXX			
2 40030 Anderson, Benjamin	M41 United Kingdom	1.63m 5-04.25	1.70m 69.66%
1.45 1.50 1.55 1.60 1.63			
o o o XXO XO			
3 40115 Hupke, Frank	M44 Germany	1.60m 5-03.00	1.67m 68.38%
1.35 1.40 1.45 1.50 1.55 1.60 1.63			
o o o o XO o XXX			
4 40063 Maharaj, Arvindra	M42 New Zealand	1.55m 5-01.00	1.62m 66.24%
1.30 1.35 1.40 1.45 1.50 1.55 1.60			
o - - - o o XXX			
5 40111 Jack, Aaron	M44 New Zealand	1.45m 4-09.00	1.52m 61.97%
1.30 1.35 1.40 1.45 1.50			
o o o o XXX			

## World Masters Games - 23/04/2017 to 29/04/2017

## Trusts Arena

## Results - Age Grading: 5 Yr Indiv &amp; 5 yr Multi

## M45 High Jump

Name	Age Team	Finals	Age-Grading Points
1 45025 Neale, Damian	M45 New Zealand	1.65m 5-05.00	1.81m 74.32%
1.55 1.60 1.65 1.68 1.73			
O O O - XXX			
2 45011 Takeaichi, Shinji	M45 Japan	1.60m 5-03.00	1.76m 72.07%
1.55 1.60 1.65 1.68			
O O XX- X			
3 45077 Cicchelli, Gian Lo	M47 Italy	1.60m 5-03.00	1.76m 72.07%
1.50 1.55 1.60 1.65			
O XO O XXX			
4 45044 McCubbins, Matthew	M46 United States of	1.60m 5-03.00	1.76m 72.07%
1.55 1.60 1.65			
O XXO XXX			

## M50 High Jump

Name	Age Team	Finals	Age-Grading Points
1 50061 Romanovich, Vitali	M51 Russia	1.76m 5-09.25	2.04m 83.41%
1.63 1.68 1.72 1.76			
O O O XXO			
2 50150 Pohjola, Karl	M53 Finland	1.60m 5-03.00	1.85m 75.83%
1.45 1.50 1.55 1.60 1.63			
O O O XXO XXX			
3 50047 Hawke, Karl	M51 United States of	1.55m 5-01.00	1.80m 73.46%
1.40 1.45 1.50 1.55 1.60			
O O O O XXX			
4 50104 Vasania, Fareez	M52 India	1.50m 4-11.00	1.74m 71.09%
1.35 1.40 1.45 1.50 1.55			
O O O O XXX			
5 50123 Macfarlane, Mark	M53 New Zealand	1.40m 4-07.00	1.62m 66.35%
1.30 1.35 1.40 1.45			
O O O XXX			
6 50183 Lett, Mark	M54 New Zealand	1.40m 4-07.00	1.62m 66.35%
1.25 1.30 1.35 1.40 1.45			
O O O XXO XXX			

## M55 High Jump

Name	Age Team	Finals	Age-Grading Points
1 55096 Black, Murray	M57 Canada	1.55m 5-01.00	1.90m 77.50%
1.40 1.45 1.50 1.55 1.60			
O O O O XXX			
2 55082 Walker, Trevor	M57 New Zealand	1.50m 4-11.00	1.84m 75.00%
1.40 1.45 1.50 1.55			
O O XO XXX			
3 55047 Kuzmichev, Valeriy	M56 Spain	1.45m 4-09.00	1.78m 72.50%
1.40 1.45 1.50			
O O XXX			
4 55136 Bedot, Lionel	M58 France	1.45m 4-09.00	1.78m 72.50%
1.40 1.45 1.50			
O XXO XXX			

**World Masters Games - 23/04/2017 to 29/04/2017**  
**Trusts Arena**  
**Results - Age Grading: 5 Yr Indiv & 5 yr Multi**

**M60 High Jump**

Name	Age Team	Finals	Age-Grading Points
1 60067 Barineau, James	M61 United States of	1.65m 5-05.00	2.14m 87.77%
1.45 1.50 1.55 1.60 1.65 1.70			
O O O O O X			
2 60077 Hooper, Ray	M62 New Zealand	1.45m 4-09.00	1.88m 77.13%
1.25 1.30 1.35 1.40 1.45 1.50			
O O O O XO XXX			
3 60041 Abba, Giancarlo Ma	M61 New Zealand	1.35m 4-05.00	1.75m 71.81%
1.25 1.30 1.35 1.40			
O XO O XXX			
4 60076 McLawhorn, David	M62 United States of	1.30m 4-03.25	1.69m 69.15%
1.20 1.25 1.30 1.35			
XO O XO XXX			

**M65 High Jump**

Name	Age Team	Finals	Age-Grading Points
1 65022 Mikeev, Evgenii	M65 Russia	1.45m 4-09.00	2.01m 81.92%
1.20 1.25 1.30 1.35 1.40 1.45 1.50			
O O O XO O XXO X			
2 65017 Delamere, Tuariki	M65 New Zealand	1.35m 4-05.00	1.87m 76.27%
1.25 1.30 1.35 1.40			
O O O XXX			
2 65016 Hadinger, Antonin	M65 Czech Republic	1.35m 4-05.00	1.87m 76.27%
1.10 1.15 1.20 1.25 1.30 1.35 1.40			
O - O O O O XXX			
4 65113 Seitz, Stanley	M69 Canada	1.30m 4-03.25	1.80m 73.45%
1.25 1.30 1.35			
XO XO XXX			
5 65004 Riabtsev, Aleksand	M65 Russia	1.30m 4-03.25	1.80m 73.45%
1.10 1.15 1.20 1.25 1.30 1.35			
O O O XXO XO XXX			
6 65069 Birger Myhren, Her	M67 Germany	1.25m 4-01.25	1.73m 70.62%
1.20 1.25			
O O			

**M70 High Jump**

Name	Age Team	Finals	Age-Grading Points
1 70100 Morgan, Curtis	M74 United States of	1.38m 4-06.25	2.04m 83.64%
1.30 1.35 1.38 1.41			
O O XXO XXX			
2 70060 Anstiss, David	M72 New Zealand	1.35m 4-05.00	2.00m 81.82%
1.25 1.30 1.35 1.38			
O XO XO XXX			
3 70052 Frable, Norman	M71 United States of	1.30m 4-03.25	1.92m 78.79%
1.20 1.25 1.30 1.35			
O O XO XXX			
4 70092 Edwards, Harvey	M74 United States of	1.25m 4-01.25	1.85m 75.76%
1.10 1.15 1.20 1.25 1.30			
O XXO O O XXX			

**World Masters Games - 23/04/2017 to 29/04/2017****Trusts Arena****Results - Age Grading: 5 Yr Indiv & 5 yr Multi****M75 High Jump**

Name	Age Team	Finals	Age-Grading Points
1 75002 Kronlund, Lars Gun	M75 Sweden	1.25m 4-01.25	1.99m 81.17%
1.10 1.15 1.20 1.25 1.30			
O O O XO XXX			
2 75056 Vonasek, Josef	M79 Czech Republic	1.10m 3-07.25	1.75m 71.43%
1.00 1.05 1.10 1.15			
O O O XXX			
3 75019 Strasshofer, Grego	M76 Germany	1.05m 3-05.25	1.67m 68.18%
1.00 1.05 1.10			
XO O XXX			

**M80 High Jump**

Name	Age Team	Finals	Age-Grading Points
1 80025 Berardi, Jose Mari	M82 Argentina	0.90m 2-11.50	1.55m 63.38%
0.80 0.85 0.90 0.95			
O - O XXX			

**M85 High Jump**

Name	Age Team	Finals	Age-Grading Points
1 85005 Blair, James	M85 New Zealand	1.10m 3-07.25	2.06m 84.62%
0.90 0.95 1.00 1.05 1.10			
O O O O XO			
2 85008 Mein, Hector	M87 New Zealand	0.90m 2-11.50	1.69m 69.23%
0.80 0.85 0.90 0.95			
O O O XXX			

**M30 Pole Vault**

Name	Age Team	Finals	Age-Grading Points
1 30039 Merzdorf, Enrico	M33 Germany	3.20m 10-06.00	3.20m 52.12%
2.80 3.00 3.20 3.40			
O O O XXX			

**M35 Pole Vault**

Name	Age Team	Finals	Age-Grading Points
1 35038 Hubner, Axel Uwe	M37 Germany	3.00m 9-10.00	3.05m 49.67%
2.60 2.80 3.00 3.20			
O XO O X			
2 35073 Costello, Gregory	M39 Australia	2.80m 9-02.25	2.84m 46.36%
1.40 2.60 2.80			
O O XO			

**M40 Pole Vault**

Name	Age Team	Finals	Age-Grading Points
------	----------	--------	--------------------

## World Masters Games - 23/04/2017 to 29/04/2017

## Trusts Arena

## Results - Age Grading: 5 Yr Indiv &amp; 5 yr Multi

## ...M40 Pole Vault

1	40018	Gibbons, Geoffrey	M40 Australia	3.80m	12-05.50	4.09m	66.67%
		3.40	3.60	3.80	4.00		
		O	O	O	XXX		
2	40067	Bartl, Radek	M42 Czech Republic	3.40m	11-01.75	3.66m	59.65%
		3.00	3.20	3.40	3.60		
		O	-	XO	XXX		
3	40080	Agramunt, Ignacio	M43 Peru	3.00m	9-10.00	3.23m	52.63%
		2.60	2.80	3.00	3.20		
		O	XO	XO	XXX		
4	40026	Langford, Dennis	M41 New Zealand	2.40m	7-10.50	2.58m	42.11%
		2.00	2.20	2.40	2.60		
		O	O	O	XXX		

## M45 Pole Vault

Name	Age Team	Finals	Age-Grading Points
1 45120 Gordon, Dave	M49 United Kingdom	3.60m 11-09.75	4.13m 67.29%
		1.80 2.00 2.20 2.40 2.60 2.80 3.00 3.20 3.40 3.60 3.80	
		O - - - O - - - O O XXX	
2 45119 Castle, James	M49 Argentina	2.20m 7-02.50	2.52m 41.12%
		1.80 2.00 2.20 2.40	
		O O XO XX	

## M50 Pole Vault

Name	Age Team	Finals	Age-Grading Points
1 50157 Berle, Dolf	M54 United States of	3.60m 11-09.75	4.41m 72.00%
		3.30 3.40 3.50 3.60	
		O - O XXO	
2 50069 Richardson, Andrew	M51 New Zealand	3.20m 10-06.00	3.92m 64.00%
		2.80 2.90 3.00 3.10 3.20 3.30	
		XO - O - O XXX	
3 50183 Lett, Mark	M54 New Zealand	2.70m 8-10.25	3.31m 54.00%
		2.40 2.50 2.60 2.70 2.80	
		O O XO O XXX	

## M55 Pole Vault

Name	Age Team	Finals	Age-Grading Points
1 55143 Beck, Wendell	M58 United States of	3.70m 12-01.50	4.87m 79.40%
		3.70 3.80 3.90 4.00	
		O - - XXX	
2 55096 Black, Murray	M57 Canada	2.60m 8-06.25	3.42m 55.79%
		2.40 2.50 2.60 2.70	
		O XO O XXX	

## M60 Pole Vault

Name	Age Team	Finals	Age-Grading Points
1 60120 Sparks, Douglas	M63 United States of	3.30m 10-10.00	4.69m 76.57%
		3.10 3.20 3.30 3.40 3.50 3.60	
		O O O - X- XX	

## World Masters Games - 23/04/2017 to 29/04/2017

## Trusts Arena

## Results - Age Grading: 5 Yr Indiv &amp; 5 yr Multi

## ...M60 Pole Vault

2	60123 Williams, Allan	M63 United Kingdom	3.20m	10-06.00	4.55m 74.25%
	3.10 3.20 3.30				
	XO XXO XXX				
3	60111 Gibbs, Barry	M63 Thailand	1.70m	5-07.00	2.42m 39.44%
	1.50 1.60 1.70 1.80				
	O - O XXX				

## M65 Pole Vault

Name	Age Team	Finals	Age-Grading Points
1 65016 Hadinger, Antonin	M65 Czech Republic	2.85m	9-04.25 4.41m 71.79%
	2.20 2.30 2.40 2.50 2.60 2.65 2.70 2.75 2.80 2.85 2.90 2.95		
	O - XO O O - O - XXO XXO - XXX		
2 65011 Kuhndel, Walter Gu	M65 Germany	2.80m	9-02.25 4.33m 70.53%
	2.50 2.60 2.65 2.70 2.75 2.80 2.85 2.90		
	O - - X - XO - XXX		
3 65094 Anderson, Murray	M68 New Zealand	2.65m	8-08.25 4.10m 66.75%
	2.50 2.60 2.65 2.70 2.75		
	XO - XO - XXX		
4 65022 Mikeev, Evgenii	M65 Russia	2.00m	6-06.75 3.09m 50.38%
	1.80 1.90 2.00 2.10 2.20		
	O - O - X		
5 65103 Neumolotov, Oleg	M68 Russia	2.00m	6-06.75 3.09m 50.38%
	1.60 1.70 1.80 1.90 2.00 2.10 2.20		
	O - XXO O O - XXX		
-- 65113 Seitz, Stanley	M69 Canada	NH	
	2.20		
	XXX		

## M70 Pole Vault

Name	Age Team	Finals	Age-Grading Points
1 70025 Rosique, Francis	M70 France	2.40m	7-10.50 4.06m 66.30%
	1.80 1.90 2.00 2.10 2.20 2.30 2.40 2.50		
	O - O O - X O XXX		
2 70060 Anstiss, David	M72 New Zealand	2.00m	6-06.75 3.38m 55.25%
	1.60 1.70 1.80 1.90 2.00 2.10		
	O - - - O XXX		

## M75 Pole Vault

Name	Age Team	Finals	Age-Grading Points
1 75019 Strasshofer, Grego	M76 Germany	2.10m	6-10.75 3.93m 64.02%
	1.90 2.00 2.10 2.20		
	O O O XXX		

## M80 Pole Vault

Name	Age Team	Finals	Age-Grading Points
------	----------	--------	--------------------



## World Masters Games - 23/04/2017 to 29/04/2017

## Trusts Arena

## Results - Age Grading: 5 Yr Indiv &amp; 5 yr Multi

## ...M80 Pole Vault

1	80030	Klypin, Viktor	M83	Russia	1.60m	5-03.00	3.35m	54.61%
					1.20	1.30	1.40	1.50
					1.60	1.70		
					O	XO	O	O
								XXX

## M30 Long Jump

Name	Age Team	Finals	Wind	Age-Grading Points
1 30035 Goto, Hiroto	M33 Japan	6.70m	0.3	21-11.75
		6.48m(0.8)	X(0.3)	6.63m(+0.0)
		X(+0.0)	6.70m(0.3)	6.70m(1.0)
2 30041 Farlow, Adam	M34 Australia	4.74m	1.4	15-06.75
		4.74m(1.4)	-	-

## M35 Long Jump

Name	Age Team	Finals	Wind	Age-Grading Points
1 35005 Arakawa, Daisuke	M35 Japan	7.33m	+0.0	24-00.75
		6.91m(1.5)	6.88m(0.6)	6.93m(1.1)
		X(1.8)	7.18m(1.3)	7.33m(+0.0)
2 35049 Hanekom, Gideon	M37 New Zealand	5.65m	+0.0	18-06.50
		5.43m(0.7)	5.47m(+0.0)	5.65m(+0.0)
		5.25m(2.0)	5.22m(+0.0)	5.29m(+0.0)
3 35032 Neault, Medhi	M37 France	5.46m	1.8	17-11.00
		5.33m(0.1)	X(+0.0)	X(0.8)
		X(2.6)	5.42m(1.2)	5.46m(1.8)
4 35031 McGowan, Iain	M37 New Zealand	5.31m	1.2	17-05.25
		5.24m(1.5)	5.24m(+0.0)	5.31m(1.2)
		5.31m(0.4)	X(2.0)	5.14m(+0.0)
5 35059 Patil, Parag	M38 India	5.09m	+0.0	16-08.50
		X(0.8)	4.57m(1.9)	5.09m(+0.0)
6 35090 Conce, Eric	M39 France	4.90m	+0.0	16-01.00
		-	-	4.78m(0.7)
		4.90m(+0.0)	4.70m(1.5)	4.63m(+0.0)
7 35048 Mai, Andrew	M37 New Zealand	4.86m	0.7	15-11.50
		-	-	X(+0.0)
		4.60m(+0.0)	4.73m(1.0)	4.86m(0.7)

## M40 Long Jump

Name	Age Team	Finals	Wind	Age-Grading Points
1 40027 Bubnov, Pavel	M41 Russia	6.36m	-0.3	20-10.50
		6.08m(-0.6)	6.36m(-0.3)	6.28m(-0.7)
		6.23m(+0.0)	6.35m(+0.0)	6.09m(0.2)
2 40018 Gibbons, Geoffrey	M40 Australia	6.10m	NWI	20-00.25
		6.10m(-0.0)	5.87m(-1.6)	
3 40014 McLean, Andrew	M40 Australia	5.76m	+0.0	18-10.75
		5.53m(-1.1)	5.57m(-1.4)	-
		5.53m(+0.0)	5.76m(+0.0)	5.65m(+0.0)
4 40079 Davey, Peter	M43 United Kingdom	5.34m	+0.0	17-06.25
		5.32m(-1.0)	5.21m(-0.8)	5.18m(-0.3)
		X(-0.8)	5.34m(+0.0)	5.34m(-0.0)
5 40026 Langford, Dennis	M41 New Zealand	5.31m	-0.4	17-05.25
		5.17m(-0.0)	5.31m(-0.4)	5.08m(-0.0)
		4.95m(+0.0)		
6 40107 Nogaj, Stefan	M44 New Zealand	5.20m	-1.8	17-00.75
		4.40m(-0.4)	4.93m(-2.4)	4.71m(-1.3)
		4.95m(+0.0)	4.91m(-1.3)	5.20m(-1.8)
7 40115 Hupke, Frank	M44 Germany	4.93m	-2.6	16-02.25
		4.78m(-0.3)	4.87m(-0.3)	4.93m(-2.6)
		4.82m(1.3)	4.89m(-0.3)	4.70m(-0.7)
8 40108 Batchelor, Robert	M44 New Zealand	4.72m	+0.0	15-06.00
		3.97m(-1.7)	4.43m(-0.4)	3.97m(+0.0)
		4.45m(+0.0)	4.69m(-1.1)	4.72m(+0.0)
9 40063 Maharaj, Arindra	M42 New Zealand	4.26m	NWI	13-11.75
		4.26m(-0.0)	X(-0.0)	X(-1.2)

## World Masters Games - 23/04/2017 to 29/04/2017

## Trusts Arena

## Results - Age Grading: 5 Yr Indiv &amp; 5 yr Multi

## M45 Long Jump

Name	Age Team	Finals	Wind	Age-Grading	Points
1 45012 Cassin, Andrew	M45 Australia	5.85m	3.2	19-02.50	6.75m 75.48%
X(1.5) 5.67m(2.6) X(2.0) 5.28m(2.3) 5.70m(1.8) 5.85m(3.2)					
2 45038 Wilson, Trevor	M46 New Zealand	5.63m	2.5	18-05.75	6.50m 72.65%
5.33m(2.2) X(1.6) 5.63m(2.5) 5.62m(2.1) 5.46m(1.3) 5.50m(3.0)					
3 45112 Ryzhov, Igor	M48 Russia	5.33m	1.6	17-06.00	6.15m 68.77%
X(0.8) X(+0.0) 4.70m(2.6) X(0.3) 5.33m(1.6) 5.27m(2.5)					
4 45065 David, Alexander B	M47 Germany	5.01m	1.9	16-05.25	5.78m 64.65%
X(0.3) 5.01m(1.9) - 4.64m(2.1) - 4.81m(1.3)					
5 45036 Liew, Kim Tu	M46 Malaysia	4.91m	2.1	16-01.50	5.67m 63.35%
4.82m(2.9) 4.91m(2.1) - 4.71m(1.0) 4.52m(1.2)					
6 45119 Castle, James	M49 Argentina	4.21m	2.5	13-09.75	4.86m 54.32%
3.65m(1.2) 4.21m(2.5)					

## M50 Long Jump

Name	Age Team	Finals	Wind	Age-Grading	Points
1 50031 Araneda Galvez, Jo	M50 Canada	5.46m	-0.3	17-11.00	6.70m 75.00%
5.19m(-1.1) 5.30m(-1.0) 5.31m(-2.3) 5.25m(-2.2) 5.46m(-0.3) 5.44m(-2.2)					
2 50069 Richardson, Andrew	M51 New Zealand	5.27m	-2.3	17-03.50	6.47m 72.39%
4.93m(-3.4) 5.04m(-2.9) 5.27m(-2.3) 5.11m(-1.5) 5.00m(-1.5) 5.15m(-2.6)					
3 50144 Provenzano, Alan G	M53 Australia	5.19m	-3.3	17-00.50	6.37m 71.29%
4.76m(-2.3) 4.80m(-1.9) X(-2.5) 4.96m(-2.4) 5.12m(-1.7) 5.19m(-3.3)					
4 50104 Vasania, Fareez	M52 India	5.19m	-1.7	17-00.50	6.37m 71.29%
5.08m(-2.4) 5.10m(-1.3) 5.19m(-1.7) X(-1.4) 5.10m(-1.6) X(-2.3)					
5 50169 Solomon, Bruce	M54 New Zealand	4.79m	-1.9	15-08.75	5.88m 65.80%
4.73m(-2.3) 4.62m(-2.5) 4.69m(-1.5) 4.79m(-1.9) X(-1.9) 4.68m(-2.5)					
6 50183 Lett, Mark	M54 New Zealand	4.65m	-2.3	15-03.25	5.71m 63.87%
4.60m(-2.2) 4.65m(-2.3) 4.36m(-2.0) 4.61m(-2.1) 4.64m(-1.3) 4.52m(-1.3)					
7 50028 D'Silva, Dominic	M50 New Zealand	4.31m	NWI	14-01.75	5.29m 59.20%
4.31m(NWI) 3.25m(-2.7) -					
8 50123 Macfarlane, Mark	M53 New Zealand	4.22m	-1.4	13-10.25	5.18m 57.97%
3.70m(-2.6) 3.82m(-1.8) 4.22m(-1.4) 3.16m(-1.4)					
9 50070 Kashammer, Armin	M51 New Zealand	4.04m	-2.3	13-03.25	4.96m 55.49%
3.95m(-3.5) 4.04m(-2.3) 3.74m(-2.2)					
10 50074 Adams, Marc	M51 New Zealand	3.00m	-2.5	9-10.25	3.68m 41.21%
2.69m(-1.3) 3.00m(-2.5) X(-1.9)					

## M55 Long Jump

Name	Age Team	Finals	Wind	Age-Grading	Points
1 55082 Walker, Trevor	M57 New Zealand	5.51m	0.7	18-01.00	7.22m 80.79%
5.02m(+0.0) 5.37m(+0.0) 4.91m(0.1) 5.26m(1.0) 4.79m(+0.0) 5.51m(0.7)					
2 55034 Fedorov, Vladimir	M55 Russia	5.35m	1.3	17-06.75	7.01m 78.45%
5.18m(+0.0) 5.35m(1.3) 5.27m(+0.0) 5.18m(+0.0) 5.16m(0.5) 5.18m(1.1)					
3 55107 Burden, Stephen	M57 New Zealand	5.28m	1.8	17-04.00	6.92m 77.42%
4.97m(0.3) 5.28m(1.8) 5.21m(1.7) 5.22m(0.8) 4.93m(+0.0) 4.93m(0.9)					
4 55097 Rawson, Gary	M57 New Zealand	4.79m	1.9	15-08.75	6.28m 70.23%
4.79m(1.9) X(0.5) X(0.8) X(1.0) X(+0.0) 4.69m(+0.0)					
5 55111 Lloyd, Richard	M57 Canada	4.55m	1.8	14-11.25	5.97m 66.72%
4.41m(0.5) X(1.4) 4.31m(0.8) 4.54m(0.8) 3.43m(1.5) 4.55m(1.8)					

## World Masters Games - 23/04/2017 to 29/04/2017

## Trusts Arena

## Results - Age Grading: 5 Yr Indiv &amp; 5 yr Multi

## ...M55 Long Jump

6	55136	Bedot, Lionel	M58	Ireland	4.31m	0.1	14-01.75	5.65m	63.20%
					4.14m(0.2)	4.26m(0.2)	X(0.6) X(1.8) X(0.7)	4.31m(0.1)	
7	55154	Baldsing, Bryan	M59	Canada	4.08m	+0.0	13-04.75	5.35m	59.82%
					3.96m(0.3)	X(1.2)	4.08m(+0.0) X(2.1)	4.00m(2.2)	3.95m(+0.0)
8	55022	Patil, Deepak	M55	India	3.97m	1.6	13-00.25	5.20m	58.21%
					3.97m(1.6)	3.60m(1.6)	3.70m(1.3)	3.52m(1.3)	3.54m(2.0)
9	55017	Alexander, Donovan	M55	New Zealand	3.60m	0.8	11-09.75	4.72m	52.79%
					3.60m(0.8)	X(1.5)			
10	55032	Keshishian, Hovik	M55	Australia	3.43m	1.0	11-03.00	4.50m	50.29%
					3.43m(1.0)	2.84m(+0.0)	3.37m(2.5)		
11	55066	Nagur, Karibasavar	M56	India	3.10m	+0.0	10-02.00	4.06m	45.45%
					2.98m(0.7)	3.10m(+0.0)	2.86m(+0.0)		

## M60 Long Jump

Name	Age	Team	Finals	Wind	Age-Grading	Points				
1	60065	O'Leary, Dennis	M61	New Zealand	4.74m	1.9	15-06.75	6.67m	74.53%	
					3.93m(1.7)	X(1.2)	4.58m(2.2)	4.41m(2.0)	4.53m(2.0)	4.74m(1.9)
2	60141	Hovorka, Bohuslav	M64	Czech Republic	4.48m	1.6	14-08.50	6.30m	70.44%	
					4.48m(1.6)	4.23m(1.3)	4.43m(1.0)	4.38m(2.2)	4.20m(1.8)	4.25m(0.9)
3	60111	Gibbs, Barry	M63	Thailand	4.47m	1.3	14-08.00	6.29m	70.28%	
					4.47m(1.3)	4.36m(2.1)	4.24m(0.5)	4.34m(1.4)	4.33m(1.7)	4.26m(+0.0)
4	60035	Harmand, Xavier Je	M60	France	4.25m	1.9	13-11.50	5.98m	66.82%	
					4.25m(1.9)	3.67m(1.1)	3.94m(2.1)	4.08m(2.0)	3.82m(1.6)	3.80m(0.8)
5	60076	McLawnhorn, David	M62	United States of	4.21m	-0.1	13-09.75	5.92m	66.19%	
					4.11m(+0.0)	4.04m(1.6)	4.17m(1.9)	4.21m(-0.1)	X(1.9)	X(2.0)
6	60095	Scown, Robert Lesl	M63	New Zealand	4.19m	1.7	13-09.00	5.89m	65.88%	
					4.19m(1.7)	3.92m(1.6)	4.11m(2.7)	3.85m(2.4)	X(3.2)	3.97m(2.1)
7	60145	Singh, Rashpal	M64	United Kingdom	3.72m	1.4	12-02.50	5.23m	58.49%	
					3.72m(1.4)	X(0.4)	X			

## M65 Long Jump

Name	Age	Team	Finals	Wind	Age-Grading	Points				
1	65016	Hadinger, Antonin	M65	Czech Republic	4.21m	1.8	13-09.75	6.39m	71.48%	
					4.21m(1.8)	3.97m(2.8)	3.88m(1.9)			
2	65123	Klein, Jurgen	M69	Germany	4.06m	1.7	13-04.00	6.16m	68.93%	
					3.94m(1.4)	3.85m(0.2)	X(1.3)	4.00m(0.6)	4.06m(1.7)	4.00m(1.6)
3	65004	Riabtsev, Aleksand	M65	Russia	3.97m	1.3	13-00.25	6.02m	67.40%	
					2.84m(1.3)	3.06m(2.5)	3.30m(1.6)	3.72m(1.3)	3.95m(2.8)	3.97m(1.3)
4	65039	Kies, Roger	M66	United States of	3.89m	2.0	12-09.25	5.90m	66.04%	
					3.72m(0.7)	3.82m(3.2)	3.89m(2.0)	X(1.6)	3.87m(1.0)	X(2.5)
5	65113	Seitz, Stanley	M69	Canada	3.70m	0.9	12-01.75	5.61m	62.82%	
					3.50m(1.2)	3.70m(0.9)	3.46m(1.7)	-	X(0.1)	3.69m(1.5)
6	65001	Maseratti, Robert	M65	United States of	3.29m	0.3	10-09.50	4.99m	55.86%	
					3.29m(0.3)	3.28m(1.9)	2.19m(0.4)	2.95m(2.0)	3.12m(0.5)	3.25m(0.4)
--	65103	Neumolotov, Oleg	M68	Russia	FOUL					
					X(1.9)	X(1.8)	X(1.9)			

## World Masters Games - 23/04/2017 to 29/04/2017

## Trusts Arena

## Results - Age Grading: 5 Yr Indiv &amp; 5 yr Multi

## M70 Long Jump

Name	Age Team	Finals	Wind	Age-Grading Points
1 70012 Deleiros, Anthony	M70 New Zealand	3.73m	1.0	12-03.00 6.14m 68.69%
		X(1.3) X(1.7) 3.73m(1.0) X(1.4) 2.89m(1.4) 3.68m(1.6)		
2 70100 Morgan, Curtis	M74 United States of	3.61m	1.5	11-10.25 5.95m 66.48%
		3.50m(1.1) 3.61m(1.5) 3.23m(1.3) X(1.0)		
3 70029 Myhren, Lars Rune	M70 Sweden	3.54m	1.4	11-07.50 5.83m 65.19%
		3.46m(1.5) X(1.7) 3.54m(1.4) 3.23m(0.1) - X(1.9)		

## M75 Long Jump

Name	Age Team	Finals	Wind	Age-Grading Points
1 75056 Vonasek, Josef	M79 Czech Republic	3.58m	1.5	11-09.00 6.45m 72.03%
		3.36m(0.9) 3.58m(1.5) 3.50m(2.2) X(1.1) X(0.6)		
2 75039 Singh, Gurdev	M78 Canada	3.21m	3.2	10-06.50 5.78m 64.59%
		2.96m(0.8) 2.93m(0.4) 3.21m(3.2) 2.92m(2.2) 3.16m(1.1) 2.74m(1.9)		
3 75021 Denson, Charlesdon	M76 United States of	2.97m	0.8	9-09.00 5.35m 59.76%
		2.83m(+0.0) 2.97m(0.8) 2.84m(1.0) 2.95m(1.8)		
4 75031 Sharma, Dharam Paa	M77 India	2.62m	1.8	8-07.25 4.72m 52.72%
		2.41m(0.1) 2.42m(+0.0) 2.55m(1.4) 2.62m(1.8) 2.61m(2.1) 2.49m(+0.0)		
5 75040 Neuzil, Kamil	M78 Czech Republic	2.37m	+0.0	7-09.50 4.27m 47.69%
		2.33m(0.4) 2.27m(2.6) 2.37m(+0.0)		

## M80 Long Jump

Name	Age Team	Finals	Wind	Age-Grading Points
1 80019 Kabele, Antonin	M81 Czech Republic	3.08m	1.9	10-01.25 6.12m 68.44%
		2.83m(0.8) 2.97m(1.7) 2.97m(1.5) 3.00m(0.9) 3.08m(1.9) 2.99m(0.2)		

## M85 Long Jump

Name	Age Team	Finals	Wind	Age-Grading Points
1 85008 Mein, Hector	M87 New Zealand	2.49m	0.3	8-02.00 5.51m 61.63%
		1.44m(0.7) 2.09m(1.3) 2.49m(0.3) 2.25m(1.8) 1.99m(+0.0) 2.27m(1.8)		

## M90 Long Jump

Name	Age Team	Finals	Wind	Age-Grading Points
1 90003 Martin, Allan	M90 New Zealand	2.01m	2.2	6-07.25 5.03m 56.15%
		X(2.3) 1.50m(1.1) 2.01m(2.2) 2.00m(1.1)		

## M30 Triple Jump

Name	Age Team	Finals	Wind	Age-Grading Points
1 30035 Goto, Hiroto	M33 Japan	14.31m	NWI	46-11.50 14.31m 78.24%
2 30039 Merzdorf, Enrico	M33 Germany	10.71m	NWI	35-01.75 10.71m 58.56%

## World Masters Games - 23/04/2017 to 29/04/2017

## Trusts Arena

## Results - Age Grading: 5 Yr Indiv &amp; 5 yr Multi

## M35 Triple Jump

Name	Age Team	Finals	Wind	Age-Grading Points
1 35031 McGowan, Iain	M37 New Zealand	11.65m	NWI 38-02.75	11.73m 64.15%
2 35059 Patil, Parag	M38 India	10.40m	NWI 34-01.50	10.47m 57.27%
3 35032 Neault, Medhi	M37 France	7.03m	NWI 23-00.75	7.07m 38.71%

## M40 Triple Jump

Name	Age Team	Finals	Wind	Age-Grading Points
1 40079 Davey, Peter	M43 United Kingdom	11.43m	0.8 37-06.00	12.15m 66.45%
		11.43m(0.8) 10.58m(1.0) 11.05m(+0.0)		
2 40050 Poutawera, Vaughan	M41 New Zealand	11.43m	+0.0 37-06.00	12.15m 66.45%
		11.43m(+0.0) 10.97m(1.1) - 10.80m(1.4) - 10.93m(+0.0)		
3 40030 Anderson, Benjamin	M41 United Kingdom	11.23m	+0.0 36-10.25	11.94m 65.29%
		10.87m(+0.0) X(0.4) 11.23m(+0.0) - X(+0.0) 11.15m(+0.0)		
4 40040 Donoghy, Colin	M41 New Zealand	10.60m	+0.0 34-09.50	11.27m 61.63%
		10.27m(0.5) 9.88m(+0.0) 10.21m(+0.0) 10.57m(1.5) 10.38m(1.4) 10.60m(+0.0)		
5 40107 Nogaj, Stefan	M44 New Zealand	10.29m	+0.0 33-09.25	10.94m 59.83%
		10.12m(+0.0) 10.11m(0.9) 10.06m(0.4) X(0.8) 10.12m(1.0) 10.29m(+0.0)		
6 40111 Jack, Aaron	M44 New Zealand	9.40m	+0.0 30-10.25	9.99m 54.65%
		9.30m(+0.0) 9.40m(1.3) 9.40m(+0.0) 9.33m(+0.0) 9.38m(1.2) 9.38m(+0.0)		
7 40038 Krishan, G.A.P. Sa	M41 Sri Lanka	9.17m	1.0 30-01.00	9.75m 53.31%
		8.06m(+0.0) X(1.6) X(0.7) 8.41m(0.6) 9.17m(1.0) 8.65m(+0.0)		

## M45 Triple Jump

Name	Age Team	Finals	Wind	Age-Grading Points
1 45112 Ryzhov, Igor	M48 Russia	11.68m	+0.0 38-04.00	13.16m 71.97%
		11.10m(+0.0) 11.50m(+0.0) 11.24m(+0.0) 11.68m(+0.0)		
2 45012 Cassin, Andrew	M45 Australia	11.41m	-0.9 37-05.25	12.85m 70.30%
		11.37m(+0.0) 11.24m(0.4) 11.41m(-0.9)		
3 45077 Cicchelli, Gian Lo	M47 Italy	10.88m	-1.0 35-08.50	12.26m 67.04%
		10.73m(1.0) 10.88m(-1.0) 10.73m(+0.0) 10.84m(+0.0) X(-0.6)		

## M50 Triple Jump

Name	Age Team	Finals	Wind	Age-Grading Points
1 50031 Araneda Galvez, Jo	M50 Canada	11.48m	NWI 37-08.00	13.75m 75.23%
2 50047 Hawke, Karl	M51 United States of	11.09m	NWI 36-04.75	13.29m 72.67%
3 50104 Vasania, Fareez	M52 India	10.86m	NWI 35-07.75	13.01m 71.17%
4 50150 Pohjola, Karl	M53 Finland	9.04m	NWI 29-08.00	10.83m 59.24%

## M55 Triple Jump

Name	Age Team	Finals	Wind	Age-Grading Points
1 55082 Walker, Trevor	M57 New Zealand	11.52m	+0.0 37-09.50	14.73m 80.62%
		9.91m(-1.9) 11.52m(+0.0) 11.19m(+0.0) 11.08m(+0.0) X(-1.3) 10.00m(+0.0)		
2 55107 Burden, Stephen	M57 New Zealand	10.91m	-1.1 35-09.50	13.95m 76.35%
		10.37m(0.4) X(-1.8) 10.75m(-0.4) 10.91m(-1.1) 10.85m(-2.1) X(+0.0)		
3 55047 Kuzmichev, Valeriy	M56 Spain	10.25m	+0.0 33-07.50	13.11m 71.73%
		9.92m(-1.3) 10.06m(-1.7) 10.25m(+0.0) 10.15m(+0.0) 9.78m(-1.5) 10.25m(+0.0)		

## World Masters Games - 23/04/2017 to 29/04/2017

## Trusts Arena

## Results - Age Grading: 5 Yr Indiv &amp; 5 yr Multi

## ...M55 Triple Jump

4	55111	Lloyd, Richard	M57	Canada	9.33m	-0.9	30-07.50	11.93m	65.29%	
					9.12m(+0.0)	9.16m(-1.9)	9.22m(+0.0)	9.33m(-0.9)	9.22m(-2.1)	9.27m(-1.4)
5	55154	Baldsing, Bryan	M59	Canada	8.07m	-1.1	26-05.75	10.32m	56.47%	
					7.69m(-1.1)	X(+0.0)	7.28m(-0.9)	7.80m(+0.0)	7.92m(+0.0)	8.07m(-1.1)

## M60 Triple Jump

Name	Age	Team	Finals	Wind	Age-Grading	Points		
1 60065 O'Leary, Dennis	M61	New Zealand	9.35m	0.6	30-08.25	12.83m 70.14%		
			8.95m(1.9)	9.35m(0.6)	9.32m(+0.0)	9.09m(+0.0)	X(+0.0)	9.06m(0.8)
2 60141 Hovorka, Bohuslav	M64	Czech Republic	9.28m	+0.0	30-05.50	12.73m 69.62%		
			8.71m(-1.0)	8.67m(1.2)	8.89m(+0.0)	9.28m(+0.0)	9.25m(0.8)	9.21m(1.0)
3 60111 Gibbs, Barry	M63	Thailand	9.08m	1.6	29-09.50	12.46m 68.12%		
			X(+0.0)	8.31m(0.6)	8.49m(0.3)	8.79m(+0.0)	8.78m(1.3)	9.08m(1.6)
4 60076 McLawhorn, David	M62	United States of	8.69m	+0.0	28-06.25	11.92m 65.19%		
			7.44m(+0.0)	7.97m(1.1)	7.97m(1.9)	8.32m(+0.0)	8.50m(+0.0)	8.69m(+0.0)
5 60005 Velazques Sandoval	M60	Mexico	8.14m	1.6	26-08.50	11.17m 61.07%		
			8.14m(1.6)	7.79m(0.6)	7.79m(+0.0)			

## M65 Triple Jump

Name	Age	Team	Finals	Wind	Age-Grading	Points		
1 65061 Davydov, Valeriy	M67	Russia	10.69m	+0.0	35-01.00	15.82m 86.49%		
			10.55m(0.7)	10.27m(0.8)	-	10.69m(+0.0)		
2 65022 Mikeev, Evgenii	M65	Russia	9.50m	+0.0	31-02.00	14.05m 76.86%		
			8.71m(2.2)	8.72m(1.4)	9.33m(+0.0)	9.50m(+0.0)	X(+0.0)	7.43m(1.5)
3 65004 Riabtsev, Aleksand	M65	Russia	9.31m	0.6	30-06.50	13.77m 75.32%		
			7.97m(2.8)	8.85m(+0.0)	8.99m(+0.0)	9.31m(0.6)	8.91m(+0.0)	8.60m(1.1)
4 65103 Neumolotov, Oleg	M68	Russia	6.70m	+0.0	21-11.75	9.91m 54.21%		
			5.23m(2.3)	6.70m(+0.0)	-	X(+0.0)		
5 65084 Pierce, John	M68	United States of	5.14m	+0.0	16-10.50	7.60m 41.59%		
			X(1.6)	X(+0.0)	X(+0.0)	5.01m(+0.0)	5.01m(+0.0)	5.14m(+0.0)

## M70 Triple Jump

Name	Age	Team	Finals	Wind	Age-Grading	Points		
1 70060 Anstiss, David	M72	New Zealand	8.80m	+0.0	28-10.50	14.12m 77.26%		
			8.67m(0.7)	-	8.80m(+0.0)	-	8.52m(+0.0)	
2 70040 Standen, Owen	M71	New Zealand	6.49m	+0.0	21-03.50	10.42m 56.98%		
			6.09m(0.8)	6.49m(+0.0)	6.26m(+0.0)	6.11m(1.1)	6.09m(0.8)	6.31m(0.6)
3 70100 Morgan, Curtis	M74	United States of	5.96m	1.3	19-06.75	9.56m 52.33%		
			-	5.74m(+0.0)	X(2.2)	X(0.7)	5.96m(1.3)	X(+0.0)

## M75 Triple Jump

Name	Age	Team	Finals	Wind	Age-Grading	Points		
1 75056 Vonasek, Josef	M79	Czech Republic	7.27m	+0.0	23-10.25	12.75m 69.77%		
			7.04m(+0.0)	7.27m(+0.0)	7.09m(1.1)	X(1.3)	X(-0.9)	7.25m(-0.7)
2 75053 LeVasseur, Gerald	M79	United States of	6.52m	+0.0	21-04.75	11.43m 62.57%		
			6.33m(0.7)	6.52m(+0.0)	6.51m(0.1)	6.28m(+0.0)	6.39m(-1.4)	X(-1.0)

## World Masters Games - 23/04/2017 to 29/04/2017

## Trusts Arena

## Results - Age Grading: 5 Yr Indiv &amp; 5 yr Multi

## ...M75 Triple Jump

3 75031 Sharma, Dharam Paa M77 India 6.17m -0.7 20-03.00 10.82m 59.21%  
6.17m(-0.7) 6.03m(2.0) 5.86m(1.0) 5.62m(-0.4) X(-0.4) 5.81m(-0.9)

## M80 Triple Jump

Name	Age Team	Finals	Wind	Age-Grading Points
1 80025 Berardi, Jose Mari M82 Argentina		3.59m	0.8 11-09.50	6.97m 38.15%
3.12m(1.0) 3.22m(0.6) 3.59m(0.8)				

## M85 Triple Jump

Name	Age Team	Finals	Wind	Age-Grading Points
1 85008 Mein, Hector M87 New Zealand		4.01m	+0.0 13-02.00	8.81m 48.20%
X(-0.4) - 3.38m(-0.9) X(0.1) 4.00m(0.7) 4.01m(+0.0)				

## M30 Shot Put 7.26kg

Name	Age Team	Finals	Age-Grading Points
1 30049 Koukal Jnr, Jiri M34 Slovakia		11.73m 38-06.00	11.73m 50.74%
10.31m 10.62m 10.72m 11.53m 11.44m 11.73m			
2 30043 Sahota, Gurinder P M34 India		11.58m 38-00.00	11.58m 50.09%
11.58m 11.01m 11.23m 11.42m 10.53m 10.24m			
3 30013 Piette, Gaetan M31 Belgium		7.84m 25-08.75	7.84m 33.91%
7.36m X 7.55m X 7.77m 7.84m			

## M35 Shot Put 7.26kg

Name	Age Team	Finals	Age-Grading Points
1 35076 Pardeshi, Santosh M39 India		10.82m 35-06.00	11.22m 48.54%
10.73m 10.43m 10.55m 10.23m 10.76m 10.82m			
2 35011 McGovern, Scott M35 New Zealand		10.73m 35-02.50	11.12m 48.14%
X 10.73m X 10.13m 10.38m X			
3 35038 Hubner, Axel Uwe M37 Germany		10.66m 34-11.75	11.05m 47.82%
X 10.32m 10.66m 10.63m 9.92m X			
4 35045 Pritchard, Ashley M37 United Kingdom		10.09m 33-01.25	10.46m 45.27%
9.88m 10.09m 9.61m X X 9.45m			
5 35048 Mai, Andrew M37 New Zealand		8.65m 28-04.50	8.97m 38.81%
8.63m 7.74m 8.21m 8.65m X 8.17m			

## M40 Shot Put 7.26kg

Name	Age Team	Finals	Age-Grading Points
1 40067 Bartl, Radek M42 Czech Republic		11.74m 38-06.25	13.07m 56.55%
11.34m 11.74m - 11.44m - -			
2 40070 Fuhrmann, Wolfgang M42 Germany		10.99m 36-00.75	12.23m 52.94%
10.61m X 10.99m 10.92m X 10.98m			
3 40008 Couper, David M40 New Zealand		10.57m 34-08.25	11.77m 50.92%
10.56m 9.80m 10.57m X 10.34m 10.45m			
4 40113 Mullarvey, Michael M44 Australia		10.42m 34-02.25	11.60m 50.19%
10.32m 10.42m X 10.41m 10.11m 10.33m			

## World Masters Games - 23/04/2017 to 29/04/2017

## Trusts Arena

## Results - Age Grading: 5 Yr Indiv &amp; 5 yr Multi

## M45 Shot Put 7.26kg

Name	Age Team	Finals	Age-Grading Points
1 45021 Clarke, Malcolm	M45 New Zealand	12.53m 41-01.50	15.06m 65.16%
11.93m 12.53m 11.98m 12.45m 12.40m 11.88m			
2 45049 Gassmann, Michael	M46 Germany	9.06m 29-08.75	10.89m 47.11%
8.55m 8.45m 8.76m 8.46m 9.06m 8.54m			
3 45087 Schmude, Michael	M47 Germany	8.95m 29-04.50	10.76m 46.54%
8.60m 8.95m 8.80m 8.69m 8.90m 8.88m			
4 45118 Skelton, Jimmy	M49 New Zealand	8.62m 28-03.50	10.36m 44.83%
8.22m 8.06m 8.62m 7.88m 7.91m 8.23m			

## M50 Shot Put 6kg

Name	Age Team	Finals	Age-Grading Points
1 50015 Inivale, Laini	M50 New Zealand	14.63m 48-00.00	17.14m 74.15%
14.63m 13.51m 13.55m 13.31m 12.94m 13.35m			
2 50032 Deemer, Gregory	M50 United States of	14.31m 46-11.50	16.77m 72.53%
13.08m 13.88m 14.07m 14.09m 14.31m 14.23m			
3 50007 Donoval, Lubomir	M50 Slovakia	13.58m 44-06.75	15.91m 68.83%
12.24m 12.47m 12.73m X X 13.58m			
4 50085 van Rensburg, Piet	M52 South Africa	13.26m 43-06.00	15.54m 67.21%
12.40m 12.29m X 12.31m 12.58m 13.26m			
5 50050 Stockill, Adrian	M51 New Zealand	11.71m 38-05.00	13.72m 59.35%
11.26m 9.17m 11.69m 11.44m 11.53m 11.71m			
6 50049 Takurua, Richard	M51 New Zealand	11.32m 37-01.75	13.26m 57.37%
10.23m 10.66m 10.47m 11.04m 11.32m 10.70m			
7 50017 Otto, Rene	M50 New Zealand	10.43m 34-02.75	12.22m 52.86%
10.29m 10.41m 10.43m 10.11m 10.33m -			
8 50170 Abbot, Finlay	M54 New Zealand	9.16m 30-00.75	10.73m 46.43%
8.82m 9.16m 8.26m 8.29m 8.93m 8.40m			
9 50039 Stowers, Michael	M50 New Zealand	7.82m 25-08.00	9.16m 39.64%
7.82m -			
10 50067 Xu, Jianping	M51 Canada	7.24m 23-09.00	8.48m 36.70%
6.60m 7.24m 7.16m			

## M55 Shot Put 6kg

Name	Age Team	Finals	Age-Grading Points
1 55013 Cook, Bruce	M55 United States of	13.75m 45-01.50	17.47m 75.55%
13.10m 12.41m 12.13m 13.67m 13.27m 13.75m			
2 55146 Medvedev, Alexandr	M58 Russia	13.36m 43-10.00	16.97m 73.41%
11.70m 13.13m 12.20m 12.94m 13.36m 13.07m			
3 55036 Dupuis, Arnaud	M55 France	12.79m 41-11.50	16.25m 70.27%
11.75m 11.83m 12.42m 12.22m 12.45m 12.79m			
4 55119 Flaus, Mark	M58 New Zealand	11.92m 39-01.25	15.14m 65.49%
11.39m 10.96m 11.13m 11.55m 11.63m 11.92m			
5 55069 Wrzuszcak, Peter	M56 Australia	9.63m 31-07.25	12.23m 52.91%
9.23m 9.49m 9.29m 9.63m 9.35m 9.44m			
6 55029 Tait, Neil	M55 New Zealand	9.17m 30-01.00	11.65m 50.38%
7.92m 8.89m 9.17m 8.08m 8.84m 7.39m			
7 55085 Lindeburg, Nathan	M57 United States of	8.79m 28-10.25	11.16m 48.30%
8.30m 7.98m X 8.22m 8.79m 8.51m			



## World Masters Games - 23/04/2017 to 29/04/2017

## Trusts Arena

## Results - Age Grading: 5 Yr Indiv &amp; 5 yr Multi

## ...M55 Shot Put 6kg

8	55032	Keshishian, Hovik	M55	Australia	7.68m	25-02.50	9.75m	42.20%
					6.95m	7.51m	7.68m	- - -

## M60 Shot Put 5kg

=====								
Name	Age	Team	Finals			Age-Grading Points		
=====								
1	60053	Cherevatckii, Alek	M61	Russia	13.44m	44-01.25	16.77m	72.57%
					12.50m	13.44m	13.39m	X 13.42m 13.16m
2	60044	Belousov, Vladimir	M61	Russia	13.02m	42-08.75	16.25m	70.30%
					X X	12.57m	12.81m	13.02m 12.32m
3	60045	Prishivalko, Victo	M61	Russia	12.88m	42-03.25	16.07m	69.55%
					12.13m	12.52m	11.64m	12.08m 12.88m X
4	60016	Sointu, Markku	M60	Finland	12.86m	42-02.25	16.05m	69.44%
					12.72m	12.86m	12.19m	12.64m 12.37m 12.37m
5	60144	Pearson, William	M64	Canada	11.29m	37-00.50	14.09m	60.96%
					11.29m	10.60m	X 10.86m	10.55m 10.56m
6	60047	Foerster, Klaus-Di	M61	Germany	11.01m	36-01.50	13.74m	59.45%
					10.54m	10.25m	11.01m	9.78m 10.67m 10.25m
7	60129	Dirkin, Guy	M64	United States of	10.84m	35-06.75	13.53m	58.53%
					10.44m	10.61m	10.77m	10.68m 10.84m 10.75m
8	60117	Wood, Anthony	M63	New Zealand	10.37m	34-00.25	12.94m	55.99%
					X	9.98m	9.68m	10.19m 10.37m 10.18m
9	60147	Barnard, Johannes	M60	New Zealand	8.53m	28-00.00	10.64m	46.06%
					8.53m	8.49m	X	
10	60101	Yvan, Colin	M63	French Polynesia	7.96m	26-01.50	9.93m	42.98%
					X	7.96m	X	
11	60114	Sokhi, Tapendra Si	M63	New Zealand	7.09m	23-03.25	8.84m	38.28%
					X X	7.09m		
12	60126	Thorel, Jose	M64	French Polynesia	6.93m	22-09.00	8.65m	37.42%
					6.93m	6.78m	6.51m	

## M65 Shot Put 5kg

=====								
Name	Age	Team	Finals			Age-Grading Points		
=====								
1	65052	Talpspepp, Lembit	M66	Estonia	12.28m	40-03.50	16.70m	72.28%
					11.24m	12.28m	11.90m	11.53m 11.83m 11.99m
2	65080	Gryc, Milos	M67	Czech Republic	10.89m	35-08.75	14.81m	64.10%
					10.06m	10.89m	10.27m	10.33m 9.93m X
3	65017	Delamere, Tuariki	M65	New Zealand	10.75m	35-03.25	14.62m	63.27%
					9.75m	10.32m	10.29m	10.63m 10.75m 10.61m
4	65085	Banens, Robert	M68	Australia	10.39m	34-01.25	14.13m	61.15%
					9.92m	9.79m	10.39m	X 10.07m X
5	65020	Laughton, George	M65	New Zealand	10.04m	32-11.25	13.66m	59.09%
					9.13m	9.45m	8.78m	9.52m 9.79m 10.04m
6	65031	Heazlewood, Ian	M65	Australia	8.56m	28-01.00	11.64m	50.38%
					7.61m	7.70m	8.30m	7.42m 7.94m 8.56m
7	65106	Rowlands, Phillip	M69	Australia	8.47m	27-09.50	11.52m	49.85%
					8.30m	8.30m	8.47m	6.90m 7.78m X
8	65089	Parkash, Vu	M68	India	8.25m	27-01.00	11.22m	48.56%
					7.92m	X	8.20m	X 8.25m X
9	65004	Riabtsev, Aleksand	M65	Russia	7.69m	25-02.75	10.46m	45.26%
					X X	7.69m		

## World Masters Games - 23/04/2017 to 29/04/2017

## Trusts Arena

## Results - Age Grading: 5 Yr Indiv &amp; 5 yr Multi

## ...M65 Shot Put 5kg

10	65043	LaBine, Chris	M66	Canada	7.43m	24-04.50	10.11m	43.73%
					7.43m	6.91m	6.86m	
11	65092	Powell, Mark	M68	New Zealand	7.35m	24-01.50	10.00m	43.26%
					7.20m	6.95m	7.35m	

## M70 Shot Put 4kg

Name	Age Team	Finals	Age-Grading Points
1 70042 Harvey, William	M71 United States of	13.47m	44-02.50 17.24m 74.63%
			13.26m 13.02m X X X 13.47m
2 70083 Crawford, Peter	M73 New Zealand	12.10m	39-08.50 15.49m 67.04%
			11.46m 11.68m 12.10m X 11.59m 11.85m
3 70068 Uhlik, Frantisek	M72 Czech Republic	11.89m	39-00.25 15.22m 65.87%
			X X 11.89m 11.82m X 11.44m
4 70072 Green, Raymond	M72 Australia	10.92m	35-10.00 13.98m 60.50%
			9.81m X 10.24m 10.92m X 10.33m
5 70067 Volkheimer, Klaus	M72 Germany	10.50m	34-05.50 13.44m 58.17%
			10.05m X 10.50m X X X
6 70044 Elanjyil, Joseph	M71 India	10.25m	33-07.50 13.12m 56.79%
			9.46m 9.80m 10.25m 9.45m 9.62m 5.95m
7 70076 Reynolds, John	M72 Australia	8.28m	27-02.00 10.60m 45.87%
			7.87m 8.17m 8.02m 8.11m 8.28m 8.03m
8 70069 McCready, Graham	M72 New Zealand	4.76m	15-07.50 6.09m 26.37%
			X 4.72m 4.76m

## M75 Shot Put 4kg

Name	Age Team	Finals	Age-Grading Points
1 75012 Yamada, Hiroshi	M75 Japan	10.75m	35-03.25 15.04m 65.07%
			10.75m 10.32m 10.52m 10.34m X 10.53m
2 75023 Senior, Brian	M77 New Zealand	10.14m	33-03.25 14.18m 61.38%
			9.74m 9.80m 10.14m X 9.97m 9.42m
3 75025 Avila, Carlos Avil	M77 Mexico	10.02m	32-10.50 14.02m 60.65%
			9.23m 9.30m 10.02m 9.12m 9.48m 10.02m
4 75002 Kronlund, Lars Gun	M75 Sweden	9.83m	32-03.00 13.75m 59.50%
			8.73m 9.83m 9.51m X 9.35m 9.83m
5 75001 Vayrynen, Eero	M75 Finland	8.61m	28-03.00 12.04m 52.12%
			- 8.24m 8.61m 8.16m 7.72m X
6 75032 Horak, Vladimir	M77 Czech Republic	8.33m	27-04.00 11.65m 50.42%
			7.40m 8.03m 7.53m 7.78m 8.33m 8.05m
7 75040 Neuzil, Kamil	M78 Czech Republic	6.65m	21-10.00 9.30m 40.25%
			6.39m 6.65m 6.46m
8 75031 Sharma, Dharam Paa	M77 India	6.56m	21-06.25 9.17m 39.71%
			6.56m X X 6.07m 5.80m X

## M80 Shot Put 3kg

Name	Age Team	Finals	Age-Grading Points
1 80007 Miller, Donald	M80 United States of	9.10m	29-10.25 13.69m 59.24%
			8.76m 9.10m 9.02m X 8.45m 8.88m
2 80030 Klypin, Viktor	M83 Russia	8.76m	28-09.00 13.18m 57.03%
			8.40m 8.62m 7.47m 8.19m 8.46m 8.76m

**World Masters Games - 23/04/2017 to 29/04/2017****Trusts Arena****Results - Age Grading: 5 Yr Indiv & 5 yr Multi****M85 Shot Put 3kg**

Name	Age Team	Finals	Age-Grading Points
1 85005 Blair, James	M85 New Zealand	7.03m 23-00.75	11.85m 51.28%
6.39m 7.03m 6.71m X 6.09m 6.69m			
2 85011 Monda, Douglas	M87 Canada	5.89m 19-04.00	9.93m 42.96%
5.89m 5.22m X X X X			

**M30 Discus Throw 2kg**

Name	Age Team	Finals	Age-Grading Points
1 30043 Sahota, Gurinder P	M34 India	32.08m 105-03	32.08m 43.30%
32.08m 29.19m - - 31.99m -			
2 30028 Misipeka, Chaz	M32 New Zealand	29.91m 98-01	29.91m 40.38%
27.52m 24.46m X X 29.91m X			
3 30013 Piette, Gaetan	M31 Belgium	16.25m 53-04	16.25m 21.94%
16.25m X X X 14.21m X			

**M35 Discus Throw 2kg**

Name	Age Team	Finals	Age-Grading Points
1 35045 Pritchard, Ashley	M37 United Kingdom	34.82m 114-03	35.31m 47.67%
34.69m 34.82m X X 33.57m 34.02m			
2 35076 Pardeshi, Santosh	M39 India	22.01m 72-02	22.32m 30.13%
22.01m 20.24m 19.35m 20.68m X -			

**M40 Discus Throw 2kg**

Name	Age Team	Finals	Age-Grading Points
1 40119 Ivanov., Peter	M40 Germany	35.30m 115-10	38.87m 52.48%
35.30m 30.05m 31.27m 33.46m 32.69m 32.95m			
1 40070 Fuhrmann, Wolfgang	M42 Germany	33.58m 110-02	36.98m 49.93%
X 28.75m X X X 33.58m			
2 40026 Langford, Dennis	M41 New Zealand	31.24m 102-06	34.40m 46.45%
31.24m 30.89m 30.17m X X 29.42m			
3 40113 Mullarvey, Michael	M44 Australia	29.14m 95-07	32.09m 43.32%
X 29.14m 26.66m 28.19m 26.64m 29.14m			
4 40008 Couper, David	M40 New Zealand	28.32m 92-11	31.19m 42.11%
X 28.32m X 25.18m 28.18m 26.79m			
5 40108 Batchelor, Robert	M44 New Zealand	27.41m 89-11	30.18m 40.75%
24.55m 27.09m X 23.52m X 27.41m			
6 40067 Bartl, Radek	M42 Czech Republic	22.75m 74-08	25.05m 33.82%
22.10m - 22.75m			

**M45 Discus Throw 2kg**

Name	Age Team	Finals	Age-Grading Points
1 45021 Clarke, Malcolm	M45 New Zealand	42.09m 138-01	50.71m 68.46%
42.09m 39.91m 40.76m 39.50m 41.56m 39.58m			
2 45016 Sexton, David	M45 New Zealand	29.98m 98-04	36.12m 48.76%
29.98m X 28.71m X 27.17m 28.56m			

## World Masters Games - 23/04/2017 to 29/04/2017

## Trusts Arena

## Results - Age Grading: 5 Yr Indiv &amp; 5 yr Multi

## ...M45 Discus Throw 2kg

3	45106	Biasini, Patrick	M48	France	20.81m	68-03	25.07m	33.85%
					19.14m		17.54m	20.81m
					20.43m		20.70m	20.01m
4	45049	Gassmann, Michael	M46	Germany	18.69m	61-04	22.51m	30.40%
					15.07m		X	18.31m
					17.43m		X	18.69m

## M50 Discus Throw 1.5kg

Name	Age	Team	Finals	Age-Grading Points
1 50050 Stockill, Adrian	M51	New Zealand	46.02m	151-00 47.02m 63.48%
			36.67m	36.40m X 40.72m 46.02m 36.37m
2 50085 van Rensburg, Piet	M52	South Africa	44.97m	147-06 45.95m 62.03%
			X 40.80m	41.78m 41.58m 43.46m 44.97m
3 50017 Otto, Rene	M50	New Zealand	40.62m	133-03 41.50m 56.03%
			X 36.17m	X 40.62m 39.78m 40.09m
4 50132 Chapman, Grant	M53	New Zealand	38.89m	127-07 39.73m 53.64%
			36.73m	38.89m X X 38.43m 36.44m
5 50169 Solomon, Bruce	M54	New Zealand	35.47m	116-04 36.24m 48.92%
			32.70m	35.47m
6 50069 Richardson, Andrew	M51	New Zealand	34.01m	111-07 34.75m 46.91%
			33.59m	34.01m 32.74m X X 32.97m
7 50170 Abbot, Finlay	M54	New Zealand	30.17m	99-00 30.82m 41.61%
			21.88m	27.71m 28.48m 30.17m X X

## M55 Discus Throw 1.5kg

Name	Age	Team	Finals	Age-Grading Points
1 55036 Dupuis, Arnaud	M55	France	45.60m	149-07 50.62m 68.35%
			42.90m	41.07m 41.36m 43.51m 39.62m 45.60m
2 55013 Cook, Bruce	M55	United States of	44.77m	146-10 49.70m 67.10%
			43.04m	40.49m 43.47m 43.47m 40.96m 44.77m
3 55164 Kichenbrand, Steph	M59	South Africa	37.32m	122-05 41.43m 55.94%
			35.71m	33.29m 35.58m 31.46m 35.54m 37.32m
4 55085 Lindeburg, Nathan	M57	United States of	35.40m	116-02 39.30m 53.06%
			32.50m	33.29m 35.40m 32.69m X X
5 55119 Flaus, Mark	M58	New Zealand	34.08m	111-10 37.83m 51.08%
			32.54m	X X 34.08m 33.56m 34.03m
6 55069 Wrzuszczyk, Peter	M56	Australia	30.10m	98-09 33.42m 45.11%
			X 27.48m	29.12m 29.22m 30.10m 26.93m
7 55070 Catchpole, Anthony	M56	New Zealand	28.62m	93-11 31.77m 42.90%
			27.36m	27.47m 28.62m X X 28.47m
8 55136 Bedot, Lionel	M58	Ireland	28.43m	93-03 31.56m 42.61%
			27.89m	28.43m X X X 26.83m
9 55047 Kuzmichev, Valeriy	M56	Spain	27.96m	91-09 31.04m 41.91%
			X X 27.96m	
10 55029 Tait, Neil	M55	New Zealand	27.17m	89-02 30.16m 40.72%
			26.85m	27.17m 20.68m

## M60 Discus Throw 1kg

Name	Age	Team	Finals	Age-Grading Points
1 60053 Cherevatckii, Alek	M61	Russia	47.09m	154-06 50.04m 67.56%
			40.35m	43.17m 47.09m 43.94m 44.50m 41.80m

## World Masters Games - 23/04/2017 to 29/04/2017

## Trusts Arena

## Results - Age Grading: 5 Yr Indiv &amp; 5 yr Multi

## ...M60 Discus Throw 1kg

2	60129	Dirkin, Guy	M64	United States of	46.40m	152-03	49.31m	66.57%
		38.27m	X	42.34m 42.53m 46.37m 46.40m				
3	60045	Prishivalko, Victo	M61	Russia	46.26m	151-09	49.16m	66.37%
		44.31m	X X	43.08m 46.26m 43.83m				
4	60034	Brown, Jeff	M60	United States of	45.03m	147-09	47.85m	64.61%
		45.03m	X X X	39.68m 43.47m				
5	60085	Tasker, Joseph	M62	New Zealand	39.17m	128-06	41.62m	56.20%
		34.49m		39.17m 35.88m 35.42m X 36.34m				
6	60117	Wood, Anthony	M63	New Zealand	35.64m	116-11	37.87m	51.13%
		35.64m		34.34m X 34.94m 35.41m 34.36m				
7	60144	Pearson, William	M64	Canada	34.81m	114-02	36.99m	49.94%
		34.81m	X	33.08m 34.59m 32.67m X				
8	60039	Thiravia Nadar, Su	M60	India	34.48m	113-01	36.64m	49.47%
		X		31.78m 34.08m 32.83m 34.19m 34.48m				
9	60041	Abba, Giancarlo Ma	M61	New Zealand	32.05m	105-02	34.06m	45.98%
		27.07m		32.05m 30.59m				
10	60147	Barnard, Johannes	M60	New Zealand	26.88m	88-02	28.56m	38.57%
		22.72m		26.10m 26.88m				
11	60094	Ward, Francis	M62	New Zealand	25.35m	83-02	26.94m	36.37%
		25.35m		23.49m X				
12	60095	Scown, Robert Lesl	M63	New Zealand	21.49m	70-06	22.83m	30.83%
		X		21.49m 21.24m				
13	60114	Sokhi, Tapendra Si	M63	New Zealand	18.35m	60-02	19.50m	26.33%
		17.42m		17.44m 18.35m				

## M65 Discus Throw 1kg

=====								
	Name	Age	Team		Finals		Age-Grading	Points
=====								
1	65080	Gryc, Milos	M67	Czech Republic	45.53m	149-04	52.98m	71.52%
		37.57m	X	42.06m 43.44m 45.53m X				
2	65011	Kuhndel, Walter Gu	M65	Germany	41.38m	135-09	48.15m	65.00%
		40.65m		40.18m X 38.93m 41.38m X				
3	65052	Talpsepp, Lembit	M66	Estonia	41.35m	135-08	48.11m	64.95%
		X		36.62m 39.04m X 41.35m 40.18m				
4	65069	Birger Myhren, Her	M67	Germany	40.10m	131-07	46.66m	62.99%
		37.96m		40.10m 40.01m 38.22m 37.38m 37.64m				
5	65085	Banens, Robert	M68	Australia	36.21m	118-09	42.13m	56.88%
		35.39m		32.25m 32.27m X 36.21m 34.29m				
6	65020	Laughton, George	M65	New Zealand	34.93m	114-07	40.64m	54.87%
		29.28m		33.15m 32.88m 32.29m 34.93m 27.12m				
7	65017	Delamere, Tuariki	M65	New Zealand	31.92m	104-09	37.14m	50.14%
		31.92m		30.69m 30.77m 29.65m 30.68m 28.57m				
8	65031	Heazlewood, Ian	M65	Australia	30.07m	98-08	34.99m	47.24%
		26.55m		28.51m 28.65m 28.77m 30.07m 24.86m				
9	65043	LaBine, Chris	M66	Canada	23.78m	78-00	27.67m	37.35%
		23.01m		23.78m 22.90m				
10	65092	Powell, Mark	M68	New Zealand	23.20m	76-01	26.99m	36.44%
		X		X 23.20m				
11	65004	Riabtsev, Aleksand	M65	Russia	23.05m	75-07	26.82m	36.21%
		20.94m		23.05m 21.11m				
--	65106	Rowlands, Phillip	M69	Australia	FOUL			
		X		X X				

## World Masters Games - 23/04/2017 to 29/04/2017

## Trusts Arena

## Results - Age Grading: 5 Yr Indiv &amp; 5 yr Multi

## M70-79 Discus Throw 1kg

Name	Age Team	Finals	Age-Grading Points
1 70042 Harvey, William	M71 United States of	41.10m	134-10 52.52m 70.91%
37.85m 41.10m 38.69m X 38.22m X			
1 75032 Horak, Vladimir	M77 Czech Republic	29.52m	96-10 42.30m 57.11%
26.61m 29.52m X X X 25.52m			
2 70068 Uhlik, Frantisek	M72 Czech Republic	39.38m	129-02 50.33m 67.94%
35.23m X 37.16m 35.69m 37.52m 39.38m			
2 75025 Avila, Carlos Avil	M77 Mexico	27.54m	90-04 39.47m 53.28%
24.30m X X 27.15m 27.54m X			
3 70083 Crawford, Peter	M73 New Zealand	37.77m	123-11 48.27m 65.17%
37.47m 37.77m 35.20m X 37.70m 36.31m			
3 75031 Sharma, Dharam Paa	M77 India	15.40m	50-06 22.07m 29.79%
15.40m X X 10.00m 15.14m 15.36m			
4 70072 Green, Raymond	M72 Australia	36.80m	120-09 47.03m 63.49%
36.80m 34.96m - X X			
5 70076 Reynolds, John	M72 Australia	27.44m	90-00 35.07m 47.34%
25.23m 22.74m 24.58m 23.99m 27.44m 25.90m			

## M80 Discus Throw 1kg

Name	Age Team	Finals	Age-Grading Points
1 80023 Panayotov, Petar	M82 Bulgaria	26.92m	88-04 44.25m 59.74%
26.92m X X 23.89m 23.03m 25.77m			
2 80007 Miller, Donald	M80 United States of	26.10m	85-07 42.91m 57.92%
24.79m 26.10m X 23.43m 25.56m 25.22m			
3 80029 Cabral, Alfredo	M83 United States of	19.62m	64-04 32.25m 43.54%
16.70m 19.16m 17.79m 17.75m 19.34m 19.62m			

## M85 Discus Throw 1kg

Name	Age Team	Finals	Age-Grading Points
1 85005 Blair, James	M85 New Zealand	18.18m	59-08 35.46m 47.88%
16.14m 16.90m 17.72m X 16.93m 18.18m			
2 85011 Monda, Douglas	M87 Canada	13.38m	43-11 26.10m 35.24%
12.88m 11.24m 13.38m X X X			

## M30 Hammer Throw 7.260kg

Name	Age Team	Finals	Age-Grading Points
1 30049 Koukal Jnr, Jiri	M34 Slovakia	58.10m	190-07 58.10m 66.98%
55.22m 54.33m 58.10m 55.46m 52.67m 54.18m			
2 30043 Sahota, Gurinder P	M34 India	50.71m	166-04 50.71m 58.46%
4.20m 47.21m 47.42m 50.71m 49.60m X			

## M35 Hammer Throw 7.260kg

Name	Age Team	Finals	Age-Grading Points
1 35076 Pardeshi, Santosh	M39 India	19.72m	64-08 20.31m 23.42%
19.72m X 19.61m 19.21m 19.42m 19.53m			

## World Masters Games - 23/04/2017 to 29/04/2017

## Trusts Arena

## Results - Age Grading: 5 Yr Indiv &amp; 5 yr Multi

## M40 Hammer Throw 7.260kg

Name	Age Team	Finals	Age-Grading Points
1 40070 Fuhrmann, Wolfgang	M42 Germany	37.34m	122-06 42.01m 48.44%
37.34m 36.49m X X 36.79m 35.85m			
2 40008 Couper, David	M40 New Zealand	35.80m	117-05 40.28m 46.44%
31.66m 35.80m 34.82m 33.19m 32.45m X			
3 40113 Mullarvey, Michael	M44 Australia	34.05m	111-08 38.31m 44.17%
X 29.59m 33.57m 34.05m 31.52m 32.66m			
4 40038 Krishan, G.A.P. Sa	M41 Sri Lanka	15.57m	51-01 17.51m 20.20%
X X 12.58m 14.75m 14.77m 15.57m			

## M45 Hammer Throw 7.260kg

Name	Age Team	Finals	Age-Grading Points
1 45021 Clarke, Malcolm	M45 New Zealand	36.68m	120-04 45.47m 52.42%
34.11m 33.25m 36.68m 35.01m 36.61m X			
2 45049 Gassmann, Michael	M46 Germany	18.21m	59-09 22.57m 26.03%
5.10m X 17.27m 15.20m 18.21m X			
3 45106 Biasini, Patrick	M48 France	17.09m	56-01 21.18m 24.42%
17.09m 15.04m 15.68m 4.93m X 14.66m			

## M50 Hammer Throw 6kg

Name	Age Team	Finals	Age-Grading Points
1 50085 van Rensburg, Piet	M52 South Africa	49.31m	161-09 58.50m 67.45%
X 45.78m 47.70m 47.71m 47.73m 49.31m			
2 50049 Takurua, Richard	M51 New Zealand	38.72m	127-00 45.93m 52.96%
38.72m X 36.06m X X X			
3 50017 Otto, Rene	M50 New Zealand	36.26m	118-11 43.01m 49.60%
32.28m 35.08m 36.10m 34.60m 36.26m 36.00m			
4 50050 Stockill, Adrian	M51 New Zealand	35.87m	117-08 42.55m 49.06%
32.81m 31.43m 33.95m 34.10m 35.87m 35.32m			
5 50015 Inivale, Laini	M50 New Zealand	34.41m	112-11 40.82m 47.07%
30.60m 34.41m X 32.60m X X			
6 50152 Baranzke, Martin	M53 Germany	30.83m	101-02 36.57m 42.17%
30.36m 30.83m X X 28.45m 29.17m			

## M55 Hammer Throw 6kg

Name	Age Team	Finals	Age-Grading Points
1 55001 Cumming, Mark	M55 New Zealand	52.87m	173-05 69.49m 80.12%
47.83m 49.20m 51.34m 52.64m 52.87m 52.11m			
2 55036 Dupuis, Arnaud	M55 France	46.06m	151-01 60.54m 69.80%
42.53m X 43.06m X 46.06m 43.45m			
3 55013 Cook, Bruce	M55 United States of	40.91m	134-03 53.77m 61.99%
36.66m 40.91m 39.65m 40.56m 40.37m 39.47m			
4 55164 Kichenbrand, Steph	M59 South Africa	39.65m	130-01 52.11m 60.08%
36.88m X 35.31m 39.65m 38.66m 36.92m			
5 55069 Wrzuszczak, Peter	M56 Australia	35.85m	117-07 47.12m 54.33%
35.85m 34.67m 34.41m X 34.75m X			
6 55085 Lindeburg, Nathan	M57 United States of	28.84m	94-07 37.91m 43.70%
28.84m 28.57m 25.81m 26.03m 26.08m X			

## World Masters Games - 23/04/2017 to 29/04/2017

## Trusts Arena

## Results - Age Grading: 5 Yr Indiv &amp; 5 yr Multi

## ...M55 Hammer Throw 6kg

7	55029	Tait, Neil	M55	New Zealand	24.04m	78-10	31.60m	36.43%
		X X X			24.04m	X X		

## M60 Hammer Throw 5kg

Name	Age Team	Finals	Age-Grading Points
1 60129 Dirkin, Guy	M64 United States of	45.97m	150-10 60.13m 69.34%
		40.60m 41.92m 40.19m 41.76m X 45.97m	
2 60039 Thiravia Nadar, Su	M60 India	43.22m	141-09 56.54m 65.19%
		40.15m 41.67m 42.90m 40.14m 40.00m 43.22m	
3 60053 Cherevatckii, Alek	M61 Russia	38.25m	125-06 50.03m 57.69%
		34.80m 35.42m X 38.25m 35.55m 34.47m	
4 60147 Barnard, Johannes	M60 New Zealand	37.08m	121-08 48.50m 55.93%
		37.07m 35.64m 35.00m 36.96m 34.55m 37.08m	
5 60144 Pearson, William	M64 Canada	32.14m	105-05 42.04m 48.48%
		31.98m 31.29m 28.61m 29.65m 32.14m 29.46m	
6 60117 Wood, Anthony	M63 New Zealand	23.72m	77-10 31.03m 35.78%
		X X X 23.72m X X	

## M65 Hammer Throw 5kg

Name	Age Team	Finals	Age-Grading Points
1 65080 Gryc, Milos	M67 Czech Republic	40.16m	131-09 58.85m 67.86%
		34.19m X 32.84m 35.75m 38.03m 40.16m	
2 65052 Talpsepp, Lembit	M66 Estonia	38.90m	127-07 57.01m 65.73%
		X 33.84m 35.87m 35.64m 36.28m 38.90m	
3 65085 Banens, Robert	M68 Australia	34.38m	112-09 50.38m 58.09%
		32.18m 30.37m 30.58m 32.93m 34.38m 32.35m	
4 65017 Delamere, Tuariki	M65 New Zealand	32.69m	107-03 47.91m 55.24%
		29.58m X X 30.75m X 32.69m	
5 65020 Laughton, George	M65 New Zealand	32.36m	106-02 47.42m 54.68%
		32.36m 30.78m 31.98m 31.11m 32.09m 30.50m	
6 65106 Rowlands, Phillip	M69 Australia	29.70m	97-05 43.52m 50.19%
		X 29.70m 29.39m 29.33m 28.91m X	
7 65031 Heazlewood, Ian	M65 Australia	24.03m	78-10 35.21m 40.60%
		24.03m 22.80m X 23.43m 23.99m 21.58m	
8 65092 Powell, Mark	M68 New Zealand	22.21m	72-10 32.55m 37.53%
		21.93m 22.21m 20.06m 21.16m 21.94m 22.08m	

## M70 Hammer Throw 4kg

Name	Age Team	Finals	Age-Grading Points
1 70102 Cahners, Robert	M74 United States of	40.49m	132-10 58.80m 67.80%
		39.09m X 39.75m 40.49m 40.31m 39.81m	
2 70059 Koukal Snr, Jiri	M71 Slovakia	38.77m	127-02 56.30m 64.92%
		X 35.50m 38.77m 36.88m X 36.61m	
3 70067 Volkheimer, Klaus	M72 Germany	36.20m	118-09 52.57m 60.62%
		33.12m 34.74m 36.20m X 34.23m X	
4 70072 Green, Raymond	M72 Australia	35.93m	117-10 52.18m 60.16%
		33.51m 33.92m X 35.93m X 35.26m	
5 70076 Reynolds, John	M72 Australia	31.74m	104-02 46.09m 53.15%
		29.34m 31.02m X 28.16m 29.60m 31.74m	





## World Masters Games - 23/04/2017 to 29/04/2017

## Trusts Arena

## Results - Age Grading: 5 Yr Indiv &amp; 5 yr Multi

## ...M35 Javelin Throw 800g

2	35076	Pardeshi, Santosh	M39	India	38.09m	125-00	38.56m	39.17%
		31.77m	37.82m	35.93m	38.09m	35.49m	X	
3	35031	McGowan, Iain	M37	New Zealand	37.90m	124-04	38.37m	38.97%
		33.99m	37.90m	37.21m	36.93m	35.46m	X	
--	35019	Kondabathini, Kavi	M36	India	FOUL			
		-	-	X	X	X	X	

## M40 Javelin Throw 800g

Name	Age	Team	Finals	Age-Grading Points
1 40070 Fuhrmann, Wolfgang	M42	Germany	48.95m	160-07 53.16m 53.99%
				44.61m 48.95m X - - -
2 40008 Couper, David	M40	New Zealand	45.81m	150-03 49.75m 50.53%
				45.40m 45.35m 43.93m 42.70m 45.57m 45.81m
3 40026 Langford, Dennis	M41	New Zealand	44.42m	145-09 48.24m 49.00%
				41.74m X 42.28m 44.42m 42.68m 41.68m
4 40113 Mullarvey, Michael	M44	Australia	43.62m	143-01 47.38m 48.11%
				43.62m 43.47m 40.26m 43.05m 41.71m 41.97m
5 40115 Hupke, Frank	M44	Germany	31.31m	102-09 34.00m 34.54%
				25.50m 28.23m 28.96m X X 31.31m
6 40085 Davis, Steven	M43	New Zealand	26.84m	88-01 29.15m 29.61%
				24.63m 26.84m X 24.57m 26.12m 25.48m

## M45 Javelin Throw 800g

Name	Age	Team	Finals	Age-Grading Points	
1 45021 Clarke, Malcolm	M45	New Zealand	42.44m	139-03 49.72m 50.49%	
				42.39m X 38.95m 38.85m 40.23m 42.44m	
2 45102 Morgan, David	M48	New Zealand	42.17m	138-04 49.40m 50.17%	
				40.00m 37.26m 40.48m 39.39m 39.16m 42.17m	
3 45054 Ivanov, Peter	M46	Germany	41.11m	134-10 48.16m 48.91%	
				37.04m 38.66m 39.33m 41.11m X 36.98m	
4 45016 Sexton, David	M45	New Zealand	33.41m	109-07 39.14m 39.75%	
				30.82m 30.14m 31.15m 31.38m 32.20m 33.41m	
5 45009 Baird, Jonathan	M45	New Zealand	32.06m	105-02 37.56m 38.14%	
				30.78m 29.25m 28.20m 21.51m 29.74m 32.06m	
6 45049 Gassmann, Michael	M46	Germany	27.82m	91-03 32.59m 33.10%	
				22.53m 27.11m X X 27.82m 25.58m	
7 45106 Biasini, Patrick	M48	France	24.54m	80-06 28.75m 29.19%	
				X 24.54m X 23.26m X 24.02m	
--	45031	Bhandari, Ashok	M45	India	FOUL
				X X X X X X	

## M50 Javelin Throw 700g

Name	Age	Team	Finals	Age-Grading Points
1 50007 Donoval, Lubomir	M50	Slovakia	50.08m	164-04 61.48m 62.44%
				50.08m 46.84m 48.43m 48.93m X X
2 50010 Selman, Neil	M50	New Zealand	46.41m	152-03 56.98m 57.86%
				46.41m 40.18m X 43.63m 42.74m 43.02m
3 50069 Richardson, Andrew	M51	New Zealand	45.94m	150-09 56.40m 57.27%
				X X 43.96m 38.90m 39.22m 45.94m

## World Masters Games - 23/04/2017 to 29/04/2017

## Trusts Arena

## Results - Age Grading: 5 Yr Indiv &amp; 5 yr Multi

## ...M50 Javelin Throw 700g

4	50008	Kamas, Roman	M50	Slovakia	41.31m	135-06	50.72m	51.50%
		41.31m						
5	50144	Provenzano, Alan G	M53	Australia	41.24m	135-04	50.63m	51.42%
		37.30m 41.24m 39.19m 38.23m X 40.99m						
6	50060	Allum, Christopher	M51	New Zealand	40.38m	132-06	49.57m	50.34%
		35.40m 37.10m 40.38m 39.74m 38.40m 38.00m						
7	50169	Solomon, Bruce	M54	New Zealand	37.47m	122-11	46.00m	46.71%
		31.29m 34.32m 37.47m 33.50m - -						
8	50184	Prajapati, Mahadev	M54	India	35.00m	114-10	42.97m	43.64%
		35.00m X X X - -						
9	50023	Gribkov, Dmitry	M50	Russia	27.47m	90-01	33.72m	34.25%
		27.35m X 27.47m						
--	50067	Xu, Jianping	M51	Canada	FOUL			
		X X X						

## M55 Javelin Throw 700g

Name	Age Team	Finals	Age-Grading Points
1 55182 Harvas, Sergi	M59 Ukraine	48.05m	157-08 64.29m 65.29%
		48.05m 47.29m X X X X	
2 55164 Kichenbrand, Steph	M59 South Africa	47.81m	156-10 63.96m 64.96%
		X 46.87m 47.81m X X X	
3 55172 Hall, Allen	M59 United States of	42.72m	140-02 57.15m 58.04%
		39.02m 42.56m 41.64m 40.45m 42.72m X	
4 55162 Cumberpatch, Murra	M59 New Zealand	37.96m	124-06 50.79m 51.58%
		37.96m X X X - -	
5 55119 Flaus, Mark	M58 New Zealand	30.93m	101-06 41.38m 42.02%
		29.23m X 29.79m 30.29m 30.29m 30.93m	
6 55085 Lindeburg, Nathan	M57 United States of	20.71m	67-11 27.70m 28.14%
		19.68m 20.71m X X 16.27m X	
7 55009 Latimer, Hugh	M55 Australia	17.49m	57-04 23.40m 23.76%
		X X X X 17.49m X	

## M60 Javelin Throw 600g

Name	Age Team	Finals	Age-Grading Points
1 60053 Cherevatckii, Alek	M61 Russia	45.25m	148-05 63.98m 64.97%
		43.63m 41.75m 43.51m 45.25m 42.75m X	
2 60141 Hovorka, Bohuslav	M64 Czech Republic	37.30m	122-04 52.74m 53.55%
		33.51m 36.73m 37.23m 33.73m X 37.30m	
3 60018 Low, David	M60 Australia	36.27m	119-00 51.28m 52.07%
		36.27m 30.53m 31.09m 30.41m 28.34m 29.13m	
4 60111 Gibbs, Barry	M63 Thailand	32.98m	108-02 46.63m 47.35%
		32.98m 30.71m 30.31m X 31.45m 32.45m	
5 60144 Pearson, William	M64 Canada	28.19m	92-06 39.86m 40.47%
		26.74m 26.41m 26.82m X 28.19m 27.61m	
6 60101 Yvan, Colin	M63 French Polynesia	21.91m	71-10 30.98m 31.46%
		21.21m 21.91m X 18.21m 19.90m 19.93m	
7 60117 Wood, Anthony	M63 New Zealand	21.63m	70-11 30.58m 31.06%
		21.63m 19.91m X X X X	
8 60011 Hart, Murray	M60 New Zealand	20.25m	66-05 28.63m 29.07%
		20.25m 20.04m	

## World Masters Games - 23/04/2017 to 29/04/2017

## Trusts Arena

## Results - Age Grading: 5 Yr Indiv &amp; 5 yr Multi

## ...M60 Javelin Throw 600g

9	60126	Thorel, Jose	M64	French Polynesia	18.49m	60-08	26.14m	26.55%
		17.66m X 18.49m						
10	60147	Barnard, Johannes	M60	New Zealand	18.11m	59-05	25.60m	26.00%
		18.11m X X						
11	60114	Sokhi, Tapendra Si	M63	New Zealand	14.36m	47-01	20.30m	20.62%
		14.36m X 13.16m						

## M65 Javelin Throw 600g

Name	Age Team	Finals	Age-Grading Points
1 65011 Kuhndel, Walter Gu	M65 Germany	49.59m	162-08 77.45m 78.65%
		45.04m 45.31m 48.08m 45.73m 49.59m 47.71m	
2 65070 Farr, Andrew	M67 Australia	38.78m	127-03 60.57m 61.51%
		34.87m 36.80m 36.47m 38.78m X 36.63m	
3 65073 Malcolmson, Lauren	M67 New Zealand	37.89m	124-04 59.18m 60.10%
		37.89m X X 35.69m 35.28m 36.85m	
4 65085 Banens, Robert	M68 Australia	36.83m	120-10 57.52m 58.41%
		34.10m 33.09m 33.40m 32.71m 36.60m 36.83m	
5 65069 Birger Myhren, Her	M67 Germany	35.05m	115-00 54.74m 55.59%
		35.05m 33.48m 34.66m 34.52m X 34.87m	
6 65052 Talpsepp, Lembit	M66 Estonia	34.06m	111-09 53.20m 54.02%
		32.57m X X 34.06m X 33.86m	
7 65017 Delamere, Tuariki	M65 New Zealand	33.53m	110-00 52.37m 53.18%
		30.96m 27.97m 29.50m 30.48m X 33.53m	
8 65089 Parkash, Vu	M68 India	29.97m	98-04 46.81m 47.53%
		27.96m X 29.93m 27.93m X 29.97m	
9 65106 Rowlands, Phillip	M69 Australia	25.04m	82-02 39.11m 39.71%
		21.74m 23.34m 25.04m	
10 65028 Savoldelli, Bruno	M65 France	24.75m	81-02 38.65m 39.25%
		24.75m 24.61m 23.34m	
11 65043 LaBine, Chris	M66 Canada	21.84m	71-08 34.11m 34.64%
		X 19.34m 21.84m	
12 65092 Powell, Mark	M68 New Zealand	19.07m	62-07 29.78m 30.25%
		17.88m 19.03m 19.07m	
-- 65031 Heazlewood, Ian	M65 Australia	FOUL	
		X X X	

## M70 Javelin Throw 500g

Name	Age Team	Finals	Age-Grading Points
1 70014 Tastas, Ismo	M70 Finland	33.81m	110-11 56.80m 57.68%
		- X 31.06m X X 33.81m	
2 70039 Hazlewood, Michael	M71 Sweden	31.24m	102-06 52.48m 53.29%
		X 29.32m X 30.93m 31.24m X	
3 70083 Crawford, Peter	M73 New Zealand	30.97m	101-07 52.03m 52.83%
		28.90m X 30.50m 30.09m X 30.97m	
4 70022 Park, Donald	M70 New Zealand	12.86m	42-02 21.60m 21.94%
		11.92m 12.13m - 12.86m 12.40m 12.05m	
5 70069 McCready, Graham	M72 New Zealand	8.34m	27-04 14.01m 14.23%
		5.86m 6.82m 7.49m 7.68m 8.34m 7.19m	

## World Masters Games - 23/04/2017 to 29/04/2017

## Trusts Arena

## Results - Age Grading: 5 Yr Indiv &amp; 5 yr Multi

## M75 Javelin Throw 500g

Name	Age Team	Finals	Age-Grading Points
1 75025 Avila, Carlos Avil	M77 Mexico	21.71m	71-03 41.10m 41.73%
16.04m X 21.71m X 16.77m -			
2 75040 Neuzil, Kamil	M78 Czech Republic	21.29m	69-10 40.30m 40.93%
19.32m 20.06m 19.37m 21.29m X 20.57m			
3 75056 Vonasek, Josef	M79 Czech Republic	21.17m	69-05 40.07m 40.70%
20.75m 21.17m X X X X			
4 75029 Lee, Errol	M77 New Zealand	19.26m	63-02 36.46m 37.02%
17.91m 14.69m 18.23m X 19.26m X			

## M80 Javelin Throw 400g

Name	Age Team	Finals	Age-Grading Points
1 80007 Miller, Donald	M80 United States of	28.97m	95-00 60.69m 61.64%
27.02m 26.28m 26.27m X 28.97m X			
2 80032 Johnson, Ronald	M84 New Zealand	26.20m	85-11 54.89m 55.74%
24.93m X 26.20m 25.16m X 24.47m			
3 80030 Klypin, Viktor	M83 Russia	23.72m	77-10 49.69m 50.47%
22.80m 21.15m 23.72m 22.80m X 21.04m			
4 80029 Cabral, Alfredo	M83 United States of	20.41m	66-11 42.76m 43.43%
19.36m 16.64m 18.44m X 15.57m 20.41m			
5 80019 Kabele, Antonin	M81 Czech Republic	17.64m	57-10 36.95m 37.53%
17.64m 14.57m X 15.77m X X			

## M85 Javelin Throw 400g

Name	Age Team	Finals	Age-Grading Points
1 85005 Blair, James	M85 New Zealand	21.93m	71-11 53.46m 54.28%
21.93m 19.98m 21.74m 21.23m 20.17m 19.23m			
2 85008 Mein, Hector	M87 New Zealand	14.76m	48-05 35.98m 36.53%
10.01m X X 10.74m 12.73m 14.76m			

## M90 Javelin Throw 400g

Name	Age Team	Finals	Age-Grading Points
1 90003 Martin, Allan	M90 New Zealand	8.70m	28-06 25.34m 25.74%
X X X X 5.85m 8.70m			

## M35 1500 Metre Race Walk

Name	Age Team	Finals	Age-Grading
1 35082 Shetty, Shivananda	M39 India	10:14.40	10:01.38 51.38%
2 35025 Dr.Bognar, Csaba	M36 Hungary	11:17.99	11:03.62 46.56%

## M40 1500 Metre Race Walk

Name	Age Team	Finals	Age-Grading
1 40075 Prasad, Pramesh	M43 Australia	6:29.69	6:08.57 83.84%
2 40107 Nogaj, Stefan	M44 New Zealand	9:48.20	9:16.32 55.54%

## World Masters Games - 23/04/2017 to 29/04/2017

## Trusts Arena

## Results - Age Grading: 5 Yr Indiv &amp; 5 yr Multi

## M45 1500 Metre Race Walk

Name	Age Team	Finals	Age-Grading
1 45035 Degtyarenko, Viach	M46 Russia	6:24.19	5:49.12 88.51%
2 45069 Svensson, Axel Chr	M47 Sweden	6:42.04	6:05.34 84.58%
3 45090 Da Costa, Jerry Ed	M47 Brazil	6:59.24	6:20.97 81.11%
4 45134 Hohaia, Lyndon	M49 New Zealand	6:59.31	6:21.03 81.10%
-- 45037 Chahal, Prithipal	M46 India	DQ	Rule 230.7

## M50 1500 Metre Race Walk

Name	Age Team	Finals	Age-Grading
1 50072 Swarts, David	M51 United States of	6:30.62	5:40.47 90.76%
2 50067 Xu, Jianping	M51 Canada	6:59.11	6:05.30 84.59%
3 50112 Baker, Peter	M53 Australia	7:54.31	6:53.41 74.74%
4 50128 Ols, Joseph	M53 United States of	9:13.83	8:02.72 64.01%
5 50023 Gribkov, Dmitry	M50 Russia	9:38.27	8:24.03 61.31%

## M55 1500 Metre Race Walk

Name	Age Team	Finals	Age-Grading
1 55152 Systerov, Sergei	M59 Russia	6:37.71	5:31.89 93.10%
2 55118 Mukhtasarov, Rashi	M58 Russia	6:57.45	5:48.37 88.70%
3 55016 Samay, Mikhail	M55 Kazakhstan	7:13.03	6:01.37 85.51%
4 55113 Kaenen, Hubertus	M57 Netherlands	7:14.47	6:02.57 85.23%
5 55105 Storms, John	M57 Canada	7:24.10	6:10.61 83.38%
6 55116 Aunan, Tommy	M58 United States of	8:21.04	6:58.12 73.90%
7 55039 Blanchard, Michael	M55 United States of	8:38.22	7:12.46 71.45%
8 55137 McPherson, John	M58 Australia	9:35.33	8:00.12 64.36%
9 55166 Worsnop, Christoph	M59 Australia	12:16.65	10:14.74 50.27%
10 55066 Nagur, Karibasavar	M56 India	12:19.24	10:16.90 50.09%

## M60 1500 Metre Race Walk

Name	Age Team	Finals	Age-Grading
1 60125 Parker, Michael	M64 New Zealand	7:06.20	5:39.26 91.08%
2 60070 Lyshin, Sergey	M62 Russia	7:26.39	5:55.33 86.96%
3 60084 Fox, Peter	M62 New Zealand	8:08.17	6:28.59 79.52%
4 60062 Wesseling, John	M61 New Zealand	8:47.48	6:59.88 73.59%

## M65 1500 Metre Race Walk

Name	Age Team	Finals	Age-Grading
1 65021 Aitmukhametov, Nar	M65 Russia	7:35.22	5:44.01 89.82%
2 65035 Charrois, Henry	M65 Canada	7:38.86	5:46.77 89.11%
3 65091 Murashev, Sergei	M68 Russia	7:59.18	6:02.12 85.33%
4 65041 Kovar, Rostislav	M66 Czech Republic	9:49.09	7:25.18 69.41%
5 65128 Deasi, Annarav	M69 India	13:55.70	10:31.54 48.93%

## World Masters Games - 23/04/2017 to 29/04/2017

## Trusts Arena

## Results - Age Grading: 5 Yr Indiv &amp; 5 yr Multi

## M70 1500 Metre Race Walk

Name	Age	Team	Finals	Age-Grading
1 70035 McMullin, John Jos	M71	Ireland	8:20.06	5:56.75 86.62%
2 70052 Frable, Norman	M71	United States of	8:23.66	5:59.32 86.00%
3 70057 Kok, Thomas	M71	Malaysia	8:53.65	6:20.71 81.17%
4 70054 Lamb, Terence	M71	New Zealand	9:33.64	6:49.24 75.51%
5 70103 Payne, Alexander	M72	New Zealand	10:01.71	7:09.26 71.98%
6 70022 Park, Donald	M70	New Zealand	10:51.37	7:44.69 66.50%
7 70073 Barbour, Bruce	M72	New Zealand	11:20.06	8:05.16 63.69%

## M75 1500 Metre Race Walk

Name	Age	Team	Finals	Age-Grading
1 75022 Onuchin, Anatolli	M76	Russia	9:33.67	6:23.96 80.48%
2 75042 Mitusina, Miroslav	M78	United States of	10:27.97	7:00.31 73.52%
3 75020 Andreotti, Pier Gi	M76	Italy	10:30.96	7:02.31 73.17%
-- 75057 O'Hara, Sean	M79	Australia	DQ	Rule 230.7
-- 75038 Warburton, Alan	M78	Australia	DQ	Rule 230.7

## M80 1500 Metre Race Walk

Name	Age	Team	Finals	Age-Grading
1 80027 Poisner, Alan	M82	United States of	9:53.80	6:10.18 83.47%
2 80018 Tsukrov, Semen	M81	Russia	10:39.22	6:38.49 77.54%
3 80013 Hippola, Upali	M81	Canada	12:34.60	7:50.42 65.69%
-- 80012 Sheaf, Peter	M81	New Zealand	DQ	Rule 230.7

## M85 1500 Metre Race Walk

Name	Age	Team	Finals	Age-Grading
1 85004 Matich, Mate	M85	New Zealand	12:29.07	7:11.09 71.68%

## M35 3000 Metre Race Walk

Name	Age	Team	Finals	Age-Grading
1 35025 Dr.Bognar, Csaba	M36	Hungary	24:38.72	24:09.00 43.58%
-- 35082 Shetty, Shivananda	M39	India	DQ	Rule 230.7

## M40 3000 Metre Race Walk

Name	Age	Team	Finals	Age-Grading
1 40075 Prasad, Pramesh	M43	Australia	13:45.40	13:02.07 80.74%
2 40064 Gauna, Enzo Dario	M42	Argentina	24:24.75	23:07.86 45.50%

## M45 3000 Metre Race Walk

Name	Age	Team	Finals	Age-Grading
1 45035 Degtyarenko, Viach	M46	Russia	13:33.59	12:20.78 85.24%
2 45069 Svensson, Axel Chr	M47	Sweden	13:45.54	12:31.66 84.00%

## World Masters Games - 23/04/2017 to 29/04/2017

## Trusts Arena

## Results - Age Grading: 5 Yr Indiv &amp; 5 yr Multi

## ...M45 3000 Metre Race Walk

3	45090	Da Costa, Jerry Ed	M47	Brazil	14:41.50	13:22.61	78.67%	
4	45134	Hohaia, Lyndon	M49	New Zealand	14:58.26	13:37.87	77.20%	
--	45125	Laporte, Jocelyn	M49	France				DQ Rule 230.7

## M50 3000 Metre Race Walk

Name	Age	Team	Finals	Age-Grading
1 50072 Swarts, David	M51	United States of	13:36.33	11:53.07 88.55%
2 50067 Xu, Jianping	M51	Canada	14:35.39	12:44.66 82.58%
3 50112 Baker, Peter	M53	Australia	16:47.02	14:39.64 71.78%

## M55 3000 Metre Race Walk

Name	Age	Team	Finals	Age-Grading
1 55152 Systerov, Sergei	M59	Russia	13:55.84	11:39.10 90.32%
2 55118 Mukhtasarov, Rashi	M58	Russia	14:52.62	12:26.59 84.57%
3 55016 Samay, Mikhail	M55	Kazakhstan	15:34.02	13:01.22 80.83%
4 55113 Kaenen, Hubertus	M57	Netherlands	15:58.19	13:21.44 78.79%
5 55116 Aunan, Tommy	M58	United States of	17:21.19	14:30.86 72.51%
6 55105 Storms, John	M57	Canada	17:21.26	14:30.91 72.50%
7 55039 Blanchard, Michael	M55	United States of	18:11.32	15:12.79 69.18%
8 55166 Worsnop, Christoph	M59	Australia	26:00.47	21:45.18 48.38%

## M60 3000 Metre Race Walk

Name	Age	Team	Finals	Age-Grading
1 60125 Parker, Michael	M64	New Zealand	14:59.18	11:57.55 88.00%
2 60070 Lyshin, Sergey	M62	Russia	16:11.24	12:55.05 81.47%
3 60084 Fox, Peter	M62	New Zealand	16:53.02	13:28.40 78.11%
4 60062 Wesseling, John	M61	New Zealand	18:32.32	14:47.64 71.14%

## M65 3000 Metre Race Walk

Name	Age	Team	Finals	Age-Grading	Points
1 65035 Charrois, Henry	M65	Canada	16:00.31	12:07.44	86.80%
2 65021 Aitmukhametov, Nar	M65	Russia	16:11.90	12:16.22	85.77%
3 65091 Murashev, Sergei	M68	Russia	17:12.61	13:02.21	80.72%
4 65041 Kovar, Rostislav	M66	Czech Republic	19:35.21	14:50.23	70.93%

## M70 3000 Metre Race Walk

Name	Age	Team	Finals	Age-Grading	Points
1 70035 McMullin, John Jos	M71	Ireland	17:20.91	12:24.26	84.84%
2 70052 Frable, Norman	M71	United States of	17:45.70	12:41.98	82.87%
3 70057 Kok, Thomas	M71	Malaysia	18:13.05	13:01.54	80.79%
4 70103 Payne, Alexander	M72	New Zealand	21:11.51	15:09.13	69.45%
5 70062 Hyde, Victor Brend	M72	Australia	25:33.10	18:16.17	57.60%
-- 70054 Lamb, Terence	M71	New Zealand	DQ		Rule 230.4
-- 70022 Park, Donald	M70	New Zealand	DQ		Rule 230.7
-- 70043 Thakur, Prabhakar	M71	India	DQ		Rule 230.7



## World Masters Games - 23/04/2017 to 29/04/2017

## Trusts Arena

## Results - Age Grading: 5 Yr Indiv &amp; 5 yr Multi

## M75 3000 Metre Race Walk

Name	Age Team	Finals	Age-Grading Points
1 75022 Onuchin, Anatolli	M76 Russia	21:21.95	14:19.42 73.47%
2 75020 Andreotti, Pier Gi	M76 Italy	21:43.48	14:33.86 72.26%
-- 75042 Mitusina, Miroslav	M78 United States of	DQ	Rule 230.4

## M80 3000 Metre Race Walk

Name	Age Team	Finals	Age-Grading Points
1 80027 Poisner, Alan	M82 United States of	20:54.41	13:02.38 80.71%
2 80018 Tsukrov, Semen	M81 Russia	23:06.89	14:25.01 73.00%
3 80013 Hippola, Upali	M81 Canada	25:52.40	16:08.24 65.21%
-- 80032 Johnson, Ronald	M84 New Zealand	DQ	Rule 230.4

## M85 3000 Metre Race Walk

Name	Age Team	Finals	Age-Grading Points
-- 85004 Matich, Mate	M85 New Zealand	DQ	Rule 230.7

## M30 5000 Metre Race Walk

Name	Age Team	Finals	Age-Grading Points
-- 30022 Singh, Gurmeet	M32 India	DQ	RFule 230.7

## M35 5000 Metre Race Walk

Name	Age Team	Finals	Age-Grading Points
1 35025 Dr.Bognar, Csaba	M36 Hungary	42:18.88	41:31.41 43.25%

## M40 5000 Metre Race Walk

Name	Age Team	Finals	Age-Grading Points
1 40075 Prasad, Pramesh	M43 Australia	24:57.30	23:41.99 75.78%

## M45 5000 Metre Race Walk

Name	Age Team	Finals	Age-Grading Points
1 45069 Svensson, Axel Chr	M47 Sweden	23:42.05	21:38.05 83.02%
2 45035 Degtyarenko, Viach	M46 Russia	23:52.72	21:47.79 82.40%
3 45090 Da Costa, Jerry Ed	M47 Brazil	26:13.12	23:55.95 75.04%
4 45134 Hohaia, Lyndon	M49 New Zealand	26:27.35	24:08.94 74.37%
-- 45080 Kumara, M.H.S.Sisr	M47 Sri Lanka	DNF	
-- 45125 Laporte, Jocelyn	M49 France	DQ	Rule 230.7

## M50 5000 Metre Race Walk

Name	Age Team	Finals	Age-Grading Points
1 50072 Swarts, David	M51 United States of	23:20.40	20:26.62 87.85%

## World Masters Games - 23/04/2017 to 29/04/2017

## Trusts Arena

## Results - Age Grading: 5 Yr Indiv &amp; 5 yr Multi

## ...M50 5000 Metre Race Walk

2	50067	Xu, Jianping	M51	Canada	25:05.29	21:58.49	81.73%
3	50112	Baker, Peter	M53	Australia	29:33.21	25:53.16	69.38%
--	50043	Barjare, Mahendra	M50	India	DNF		

## M55 5000 Metre Race Walk

Name	Age	Team	Finals	Age-Grading	Points
1 55152 Systerov, Sergei	M59	Russia	23:57.44	20:06.02	89.35%
2 55118 Mukhtasarov, Rashi	M58	Russia	25:40.63	21:32.59	83.37%
3 55016 Samay, Mikhail	M55	Kazakhstan	26:52.69	22:33.05	79.64%
4 55113 Kaenen, Hubertus	M57	Netherlands	28:12.33	23:39.87	75.89%
5 55105 Storms, John	M57	Canada	28:56.08	24:16.58	73.98%
6 55106 Sankpal, Mahipati	M57	India	29:48.76	25:00.78	71.80%
7 55116 Aunan, Tommy	M58	United States of	30:26.74	25:32.64	70.31%
8 55039 Blanchard, Michael	M55	United States of	30:41.03	25:44.63	69.76%
9 55166 Worsnop, Christoph	M59	Australia	45:51.82	38:28.78	46.67%

## M60 5000 Metre Race Walk

Name	Age	Team	Finals	Age-Grading	Points
1 60125 Parker, Michael	M64	New Zealand	25:53.68	20:43.88	86.63%
2 60070 Lyshin, Sergey	M62	Russia	27:54.49	22:20.60	80.38%
3 60084 Fox, Peter	M62	New Zealand	28:57.76	23:11.26	77.45%
-- 60062 Wesseling, John	M61	New Zealand	DQ		Rule 230.7

## M65 5000 Metre Race Walk

Name	Age	Team	Finals	Age-Grading	Points
1 65091 Murashev, Sergei	M68	Russia	29:29.30	22:24.67	80.14%
2 65041 Kovar, Rostislav	M66	Czech Republic	32:28.64	24:40.97	72.76%
3 65019 Binter, Karel	M65	Czech Republic	35:36.59	27:03.81	66.36%
4 65084 Pierce, John	M68	United States of	37:28.42	28:28.80	63.06%

## M70 5000 Metre Race Walk

Name	Age	Team	Finals	Age-Grading	Points
1 70035 McMullin, John Jos	M71	Ireland	29:47.47	21:21.62	84.08%
2 70057 Kok, Thomas	M71	Malaysia	31:39.19	22:41.72	79.13%
3 70103 Payne, Alexander	M72	New Zealand	36:59.55	26:31.42	67.71%
-- 70022 Park, Donald	M70	New Zealand	DQ		Rule 230.7
-- 70088 Samjiskar, Mahadev	M73	India	DQ		Rule 230.7
-- 70054 Lamb, Terence	M71	New Zealand	DQ		Rule 230.7

## M75 5000 Metre Race Walk

Name	Age	Team	Finals	Age-Grading	Points
1 75020 Andreotti, Pier Gi	M76	Italy	36:31.93	24:32.54	73.18%
2 75022 Onuchin, Anatolli	M76	Russia	38:57.85	26:10.57	68.61%
-- 75033 Popell, Steven	M78	United States of	DQ		Rule 230.7
-- 75048 Beck, Ian	M79	New Zealand	DQ		Rule 230.7

## World Masters Games - 23/04/2017 to 29/04/2017

## Trusts Arena

## Results - Age Grading: 5 Yr Indiv &amp; 5 yr Multi

## ...M75 5000 Metre Race Walk

-- 75042 Mitusina, Miroslav M78 United States of DQ Rule 230.7

## M80 5000 Metre Race Walk

Name	Age Team	Finals	Age-Grading Points
1 80018 Tsukrov, Semen	M81 Russia	37:56.60	23:41.51 75.81%
-- 80013 Hippola, Upali	M81 Canada	DQ	Rule 230.7

## M85 5000 Metre Race Walk

Name	Age Team	Finals	Age-Grading Points
-- 85004 Matich, Mate	M85 New Zealand	DQ	Rule 230.7

## M45 100 Metre Para

Name	Age Team	Finals	Wind	Age-Grading
1 45066 Clinton T54 / F57 M47	United States of	42.48	NWI	39.46 24.81%

## M50 100 Metre Para

Name	Age Team	Finals	Wind	Age-Grading
1 50140 Wolkowicz T38, Se M53	France	25.78	NWI	23.20 42.20%

## M55 100 Metre Para

Name	Age Team	Finals	Wind	Age-Grading
1 55147 Best T/F44, Grego M58	Australia	15.34	NWI	13.36 73.34%

## M45 200 Metre Para

Name	Age Team	Finals	Wind	Age-Grading
1 45066 Clinton T54 / F57 M47	United States of	1:17.44	-0.9	1:11.52 27.01%

## M50 200 Metre Para

Name	Age Team	Finals	Wind	Age-Grading
1 50140 Wolkowicz T38, Se M53	France	1:05.66	-0.9	58.67 32.94%

## M55 200 Metre Para

Name	Age Team	Finals	Wind	Age-Grading
1 55147 Best T/F44, Grego M58	Australia	33.15	-0.9	28.62 67.51%

## World Masters Games - 23/04/2017 to 29/04/2017

## Trusts Arena

## Results - Age Grading: 5 Yr Indiv &amp; 5 yr Multi

## M45 1500 Metre Para

Name	Age Team	Finals	Age-Grading
1 45066 Clinton T54 / F57 M47 United States of		10:21.79	9:27.39 36.31%

## M50 1500 Metre Para

Name	Age Team	Finals	Age-Grading
1 50140 Wolkowicz T38, Se M53 France		8:51.63	7:44.17 44.38%

## M50 Long Jump Para

Name	Age Team	Finals	Wind	Age-Grading	Points
1 50140 Wolkowicz T38, Se M53 France		1.82m	0.9	5-11.75	2.23m 25.00%
X(1.5) X(1.5) 1.82m(0.9) 1.74m(2.3)					

## M55 Long Jump Para

Name	Age Team	Finals	Wind	Age-Grading	Points
1 55147 Best T/F44, Grego M58 Australia		3.43m	1.8	11-03.00	4.50m 50.29%
3.43m(1.8) 3.33m(2.7)					

## M30 Shot Put Para

Name	Age Team	Finals	Age-Grading	Points
1 30031 Prabhuswamy F42, M33 India		5.85m	19-02.50	5.85m 25.30%
4.93m 5.39m 5.53m 5.85m 5.81m X				

## M40 Shot Put Para

Name	Age Team	Finals	Age-Grading	Points
1 40071 Shivalingiah F43, M42 India		6.10m	20-00.25	6.79m 29.38%
5.87m 5.84m 5.90m 5.74m 5.89m 6.10m				

## M50 Shot Put Para

Name	Age Team	Finals	Age-Grading	Points
1 50001 Bayardavaa F37, T M50 Mongolia		8.55m	28-00.75	10.02m 43.34%
8.40m 8.55m 8.19m 8.09m X 8.27m				
1 50033 Suresha F43, Sure M50 India		5.76m	18-10.75	6.75m 29.19%
5.18m 5.25m 5.76m X 5.44m 5.69m				
1 50140 Wolkowicz T38, Se M53 France		5.12m	16-09.75	6.00m 25.95%
X X 3.88m 5.09m 5.09m 5.12m				

## M30 Javelin Throw Para

Name	Age Team	Finals	Age-Grading	Points
1 30031 Prabhuswamy F42, M33 India		19.99m	65-07	19.99m 20.30%
17.51m 18.88m 17.76m 17.88m 19.99m 19.34m				

## World Masters Games - 23/04/2017 to 29/04/2017

## Trusts Arena

## Results - Age Grading: 5 Yr Indiv &amp; 5 yr Multi

## M40 Javelin Throw Para

Name	Age Team	Finals	Age-Grading Points
1 40071 Shivalingiah	F43, M42 India	18.32m	60-01 19.89m 20.21%
		16.72m 13.00m 15.34m 18.32m 16.53m 16.23m	

## M50 Javelin Throw Para

Name	Age Team	Finals	Age-Grading Points
1 50033 Suresha	F43, Sure M50 India	17.03m	55-10 20.90m 21.23%
		14.40m 17.03m X 15.02m 14.46m 15.58m	

## Men 4x100 Metre Relay 160-199

Team	Finals	Points
1 Bays Blasters 'A'	45.02	
1) 35052 Garrett, David 38	2) 40084 Lambert, Mark William 43	
3) 40036 Mannix, Shane 41	4) 40024 Nightingale, James 41	
2 Underdogs 'A'	45.49	
1) 45092 Dorset, Scott 48	2) 35047 Potter, Benjamin 37	
3) 30047 Weekes, Andrew 34	4) 45095 Wicox, Andrew 48	
3 Hungary 'A'	46.89	
1) 35080 Carnate, Brian 39	2) 45078 Dietz, Stefan Johannes 47	
3) 40093 Maier, Bjoern 43	4) 45065 David, Alexander Bernhard	
4 Team Japan Short 'A'	46.89	
1) 55014 Sugizaki, Kazuhiko 55	2) 40076 Fujita, Katsunori 43	
3) 45017 Koga, Narufusa 45	4) 40049 Yamada, Shinichi 41	
5 Red One 'A'	49.87	
1) 45119 Castle, James 49	2) 35073 Costello, Gregory 39	
3) 40079 Davey, Peter 43	4) 35038 Hubner, Axel Uwe 37	
6 France 'A'	53.93	
1) 50107 Zapha, Thierry 52	2) 35084 Lam, Thiet-Hai 39	
3) 40042 Brouillaud, Gillies Jacqu	4) 35025 Dr.Bognar, Csaba 36	
-- Russia 'A'	DQ	Rule 170.7
1) 50139 Sukhachev, Vladimir 53	2) 45112 Ryzhov, Igor 48	
3) 40017 Zaitcev, Ivan 40	4) 40027 Bubnov, Pavel 41	

## Men 4x400 Metre Relay 160-199

Team	Finals	Points
1 Team Japan Long 'A'	3:43.51	
1) 40076 Fujita, Katsunori 43	2) 55007 Akiyama, Shunji 55	
3) 45017 Koga, Narufusa 45	4) 40049 Yamada, Shinichi 41	
2 Auckland Demons 'A'	3:47.00	
1) 50169 Solomon, Bruce 54	2) 40052 Halla, Jamie 41	
3) 50006 Davenport, Andrew 50	4) 30019 Grant, Brayden 31	
3 Not Slow 'A'	3:51.08	
1) 45001 Retford, Darren James 45	2) 35047 Potter, Benjamin 37	
3) 50040 Cornelius, Malcolm 50	4) 45103 Rogo, Henry 48	
4 France 'A'	4:07.27	
1) 50107 Zapha, Thierry 52	2) 45065 David, Alexander Bernhard	
3) 35025 Dr.Bognar, Csaba 36	4) 50035 Wilson, Kenneth 50	
5 Green One 'A'	4:25.13	

**World Masters Games - 23/04/2017 to 29/04/2017****Trusts Arena****Results - Age Grading: 5 Yr Indiv & 5 yr Multi****....Men 4x400 Metre Relay 160-199**

1) 45119 Castle, James 49	2) 50128 Ols, Joseph 53
3) 40079 Davey, Peter 43	4) 35059 Patil, Parag 38
6 India Masters 'A'	4:26.19
1) 60004 Dakasth, Padmanabha Kumar	2) 50043 Barjare, Mahendra Kisan 5
3) 35082 Shetty, Shivananda Vasant	4) 35061 Chandhary, Aman Charudatt

**Men 4x100 Metre Relay 200 -239**

Team	Finals	Points
1 Russian Fed 'A'	49.27	
1) 40017 Zaitcev, Ivan 40	2) 50139 Sukhachev, Vladimir 53	
3) 55086 Ozyumenko, Igor 57	4) 55117 Khusainov, Rashid 58	
2 Speedy Kings 'A'	49.82	
1) 50054 Tan, Tony 51	2) 50123 Macfarlane, Mark 53	
3) 55097 Rawson, Gary 57	4) 50169 Solomon, Bruce 54	
3 Bay Buckrats 'A'	53.75	
1) 55072 Turner, Timothy 56	2) 55070 Catchpole, Anthony 56	
3) 70012 Deleiros, Anthony 70	4) 55080 Ross, Graham 56	
4 Blue,White,Red 'A'	53.86	
1) 45119 Castle, James 49	2) 60035 Harmand, Xavier Jean Luci	
3) 55117 Khusainov, Rashid 58	4) 40017 Zaitcev, Ivan 40	
-- Club Italia 'A'	DQ	Rule 163.3
1) 40092 Geracitano, Gino 43	2) 65058 Fazzi, Fulvio 66	
3) 80001 Kuramshin, Ramir 80	4) 50192 Cavallo, Giulio 51	

**Men 4x400 Metre Relay 200 -239**

Team	Finals	Points
1 Russian Fed 'A'	4:05.64	
1) 40017 Zaitcev, Ivan 40	2) 50016 Zaplentnev, Yury 50	
3) 55086 Ozyumenko, Igor 57	4) 55117 Khusainov, Rashid 58	
2 Tahiti 'A'	4:51.73	
1) 65127 Ramond, Guy 69	2) 60049 Barff, Noel 61	
3) 60014 Cande, Patrick 60	4) 50081 Richmond, Georges 52	

**Men 4x100 Metre Relay 240+**

Team	Finals	H#	Points
1 Kiwi Clones 'A'	53.41	1	
1) 70071 Brown, Kenton 72	2) 70016 Mintz, Bruce Elliot 70		
3) 55096 Black, Murray 57	4) 55021 Trapp, Robert 55		
2 MasterMex 'A'	55.44	1	
1) 60023 Downey, Shane Patrick 60	2) 60065 O'Leary, Dennis 61		
3) 60021 Matthews, Brian 60	4) 60005 Velazques Sandoval, Juan		
3 Russia 'A'	56.31	1	
1) 55034 Fedorov, Vladimir 55	2) 65038 Roganov, Boris 65		
3) 60031 Buslov, Mikhail 60	4) 60071 Krasnikov, Nikolay 62		
4 New Zealand Runners 'A'	56.94	2	
1) 60002 Thomas, Paul 60	2) 60011 Hart, Murray 60		
3) 65008 Green, Warren 65	4) 65024 Stewart, Donald 65		
5 Mr Singh Team 'A'	56.98	2	
1) 60145 Singh, Rashpal 64	2) 60111 Gibbs, Barry 63		

**World Masters Games - 23/04/2017 to 29/04/2017****Trusts Arena****Results - Age Grading: 5 Yr Indiv & 5 yr Multi****...Men 4x100 Metre Relay 240+**

3) 75039 Singh, Gurdev 78	4) 50104 Vasania, Fareez 52
6 India Masters 'A'	57.87 1
1) 65062 Kishore, Kadi 67	2) 70007 Bal, Bahadur Singh 70
3) 65089 Parkash, Vu 68	4) 40011 Singh, Jaspinder 40
7 Russian Fed 'A'	59.98 2
1) 65061 Davydov, Valeriy 67	2) 60063 Vvoloskov, Nikolay 61
3) 65022 Mikeev, Evgenii 65	4) 55047 Kuzmichev, Valeriy 56
8 Tahiti 'A'	1:04.72 1
1) 60049 Barff, Noel 61	2) 60014 Cande, Patrick 60
3) 70074 Chaves, Fernand 72	4) 65127 Ramond, Guy 69
9 Czech Republic 'A'	1:11.10 2
1) 80019 Kabele, Antonin 81	2) 75014 Grenhall, Jan Waldemar 76
3) 60141 Hovorka, Bohuslav 64	4) 40067 Bartl, Radek 42

**Men 4x400 Metre Relay 240+**

Team	Finals	Points
1 Russia 'A'	4:19.47	
1) 65061 Davydov, Valeriy 67	2) 60071 Krasnikov, Nikolay 62	
3) 60031 Buslov, Mikhail 60	4) 55089 Ankudinov, Vadim 57	
2 New Zealand Runners 'A'	4:24.54	
1) 60097 Sono, Masao 63	2) 60011 Hart, Murray 60	
3) 60006 Long, Allan 60	4) 65109 Dougall, Alan 69	
3 Club Italia 'A'	5:06.00	
1) 80001 Kuramshin, Ramir 80	2) 65058 Fazzi, Fulvio 66	
3) 50192 Cavallo, Giulio 51	4) 60005 Velazques Sandoval, Juan	

**Men 4x100 Metre Relay U160**

Team	Finals	Points
1 Australia 1 'A'	43.96	
1) 35035 Stone, Jay 37	2) 35053 Rossiter, Mark 38	
3) 35003 Little, William 35	4) 30041 Farlow, Adam 34	
2 Peter's Relay 100 'A'	48.51	
1) 40079 Davey, Peter 43	2) 35073 Costello, Gregory 39	
3) 35038 Hubner, Axel Uwe 37	4) 30039 Merzdorf, Enrico 33	
-- Fotonos Cba 'A'	DQ	Rule 170.7
1) 40019 Kraft, Alejandro Alberto	2) 30009 Berasategui, Matias 30	
3) 30032 Simonella, Lucio Esteban	4) 30019 Grant, Brayden 31	

**Men 4x400 Metre Relay U160**

Team	Finals	Points
1 Australia 1 'A'	3:27.37	
1) 35053 Rossiter, Mark 38	2) 30041 Farlow, Adam 34	
3) 35035 Stone, Jay 37	4) 35028 Stefaniak, Jonathan 36	
2 La Docta 'A'	3:50.67	
1) 30009 Berasategui, Matias 30	2) 40064 Gauna, Enzo Dario 42	
3) 30017 Paez, Jorge Andres 31	4) 30032 Simonella, Lucio Esteban	
3 New Zealand 4 'A'	3:51.33	
1) 40042 Brouillaud, Gillies Jacqu	2) 35023 Zbairi, Abderrazak 36	
3) 35090 Conce, Eric 39	4) 40120 Adam, Feedeue 40	

## World Masters Games - 23/04/2017 to 29/04/2017

## Trusts Arena

## Results - Age Grading: 5 Yr Indiv &amp; 5 yr Multi

## ...Men 4x400 Metre Relay U160

4 The Speedsters 'A' 3:56.44  
 1) 45117 Chen, Lincoln 49 2) 35073 Costello, Gregory 39  
 3) 30025 Doney, William 32 4) 40092 Geracitano, Gino 43

## M40 Shot Put Seated Para

Name	Age Team	Finals	Age-Grading Points
1 40031 Hansford F56, Phi M41 New Zealand		7.74m 25-04.75	8.62m 37.28%
		6.90m 7.39m X 7.53m 7.59m 7.74m	

## M45 Shot Put Seated Para

Name	Age Team	Finals	Age-Grading Points
1 45066 Clinton T54 / F57 M47 United States of		6.56m 21-06.25	7.88m 34.11%
		5.87m 6.07m 6.56m 6.07m 5.94m 5.96m	

## M55 Shot Put Seated Para

Name	Age Team	Finals	Age-Grading Points
1 55153 Fawkner F34, Mich M59 Australia		6.35m 20-10.00	8.06m 34.89%
		6.14m 5.90m 6.25m 6.08m X 6.35m	

## M40 Javelin Throw Seated Para

Name	Age Team	Finals	Age-Grading Points
1 40031 Hansford F56, Phi M41 New Zealand		17.64m 57-10	19.16m 19.46%
		17.64m 16.50m 16.60m 16.66m 17.57m 17.06m	

## M45 Javelin Throw Seated Para

Name	Age Team	Finals	Age-Grading Points
1 45066 Clinton T54 / F57 M47 United States of		18.16m 59-07	21.27m 21.60%
		16.87m X 18.16m 16.45m 16.80m X	

## M50 Javelin Throw Seated Para

Name	Age Team	Finals	Age-Grading Points
1 50106 Winson F57, Ian G M52 New Zealand		12.80m 42-00	15.71m 15.96%
		12.51m X 12.80m 12.47m X 12.38m	

## M55 Javelin Throw Seated Para

Name	Age Team	Finals	Age-Grading Points
1 55153 Fawkner F34, Mich M59 Australia		13.39m 43-11	17.91m 18.19%
		X 13.14m 13.14m X 13.39m 12.74m	



## World Masters Games - 23/04/2017 to 29/04/2017

## Trusts Arena

## Results - Friday Track - Age Grading: 5 Yr Indiv &amp; 5 yr Multi

## W35 5000 Metre Race Walk

Name	Age Team	Finals	Age-Grading Points
Finals			
1 35057 Jones, Victoria	W38 New Zealand	38:56.39	38:34.43 51.29%

## W40 5000 Metre Race Walk

Name	Age Team	Finals	Age-Grading Points
1 40098 Lecharrois, Elyse	W44 Canada	38:40.80	37:13.78 53.14%
2 40022 Irvine, Carroll	W41 New Zealand	38:57.01	37:29.38 52.77%

## W45 5000 Metre Race Walk

Name	Age Team	Finals	Age-Grading Points
1 45121 Adams, Diana	W49 Australia	29:08.28	26:57.16 73.40%
2 45128 Wildsmith, Larissa	W49 New Zealand	33:20.14	30:50.14 64.16%
3 45053 Chisholm, Sharon	W46 Canada	37:44.64	34:54.80 56.66%
-- 45129 Kelsen, Meridy	W49 New Zealand	DQ	Rule 230.7

## W50 5000 Metre Race Walk

Name	Age Team	Finals	Age-Grading Points
1 50018 Smith, Corinne	W50 New Zealand	27:23.14	24:16.81 81.48%
2 50087 Koroina, Irina	W52 Russia	28:57.27	25:40.27 77.06%
3 50134 Staunton-Jugovic,	W53 Australia	30:19.25	26:52.95 73.59%
4 50185 Weekes, Anne	W54 Australia	30:52.73	27:22.64 72.26%
5 50177 Palmer, Ginger Arm	W54 United States of	37:06.93	32:54.40 60.12%
6 50080 Nesti, Deborah	W52 New Zealand	41:50.57	37:05.88 53.33%
-- 50164 Vaughan-Jones, Gil	W54 Australia	DNF	

## W55 5000 Metre Race Walk

Name	Age Team	Finals	Age-Grading Points
1 55004 Kichenbrand, Franc	W55 South Africa	29:51.90	25:14.34 78.38%
2 55115 Archibald, Sandra	W58 Canada	32:27.69	27:26.00 72.11%
3 55035 Hutton, Julianne	W55 New Zealand	35:54.51	30:20.78 65.19%
4 55127 Love, Bonnie	W58 Canada	37:48.69	31:57.28 61.91%
5 55158 Cheechoo, Rachael	W59 Canada	38:30.47	32:32.58 60.79%
6 55061 Maybee, Mary-Ellen	W56 Canada	38:44.24	32:44.22 60.43%
-- 55194 Shedova, Halyna	W56 Ukraine	DQ	Rule 230.7
-- 55161 Grimmett, Teresa	W59 New Zealand	DQ	Rule 230.7
-- 55071 D Souza, Tereza Th	W56 India	DQ	Rule 230.7

## W60 5000 Metre Race Walk

Name	Age Team	Finals	Age-Grading Points
1 60121 Clark, Wendy	W63 United States of	33:03.10	26:27.48 74.77%
2 60113 Dominguez epouse A	W63 New Caledonia	33:18.60	26:39.88 74.19%
3 60135 Hamilton, Marianne	W64 United States of	35:10.46	28:09.43 70.26%
4 60131 Hancock, Elizabeth	W64 United States of	44:54.13	35:56.66 55.04%

## World Masters Games - 23/04/2017 to 29/04/2017

## Trusts Arena

## Results - Friday Track - Age Grading: 5 Yr Indiv &amp; 5 yr Multi

## ...W60 5000 Metre Race Walk

-- 60082	Ryianina, Irina	W62	Russia	DQ	R230.7YC125.5
-- 60096	Diver, Mary	W63	United States of	DQ	Rule 230.7
-- 60024	O'Hara, Marylin	W60	New Zealand	DQ	Rule 230.7
-- 60128	Cummings, Irene	W64	New Zealand	DQ	Rule 230.7
-- 60132	Avilova, Vera	W64	Russia	DQ	Rule 230.7

## W65 5000 Metre Race Walk

Name	Age Team	Finals	Age-Grading Points
1 65074 Carr, Heather	W67 New Zealand	30:22.71	22:52.14 86.51%
2 65010 Yasawa, Miyoko	W65 Japan	31:55.44	24:01.95 82.32%
3 65075 Wright, Sharon M.	W67 Canada	35:20.57	26:36.37 74.36%
4 65076 Tella, Lalitha	W67 Canada	36:50.41	27:44.00 71.33%

## W70 5000 Metre Race Walk

Name	Age Team	Finals	Age-Grading Points
1 70038 Wilson, Jacqueline	W71 New Zealand	32:26.32	22:46.32 86.88%
2 70003 Eichel, Yoko	W70 United States of	32:46.99	23:00.83 85.96%
3 70053 Frable, Kathleen	W71 United States of	33:26.60	23:28.64 84.27%
4 70027 Barber, Shirley	W70 New Zealand	38:02.19	26:42.10 74.09%
-- 70058 Mienie, Dawn	W71 New Zealand	DQ	Rule 230.7

## W75 5000 Metre Race Walk

Name	Age Team	Finals	Age-Grading Points
1 75011 Jones, Daphne	W75 New Zealand	36:27.57	23:37.99 83.71%

## W90 5000 Metre Race Walk

Name	Age Team	Finals	Age-Grading Points
1 90002 Lee, Heather	W90 Australia	45:57.13	21:30.07 92.01%

## Women 4x100 Metre Relay 160-199

Team	Finals	Points
1 Bay Batons 'A'	56.38	
1) 55044 Hayman, Jill 56	2) 35054 Drotsky, Veruschka 38	
3) 40061 Hetaraka, Zerena 42	4) 30037 Iyer, Ugandhrie 33	

## Women 4x100 Metre Relay 200 -239

Team	Finals	Points
1 Where's the finish 'A'	1:04.62	
1) 55132 Phelps, Jo 58	2) 55193 Larkin, Eileen 56	
3) 55028 Stenseth, Maren 55	4) 50022 Roux, Maryline 50	
2 Tahiti 'A'	1:08.14	
1) 50154 Teriierooriterai, Alberti	2) 55131 Meunier, Dominique 58	
3) 55041 Johnston, Lysten 55	4) 40021 Charles, Virginie 40	

## World Masters Games - 23/04/2017 to 29/04/2017

## Trusts Arena

## Results - Friday Track - Age Grading: 5 Yr Indiv &amp; 5 yr Multi

## ...Women 4x100 Metre Relay 200 -239

-- Mongolia 'A' DQ Rule 170.7  
 1) 50041 Naran, Luvsan-ish 50 2) 50083 Terbish, Choilgavaa 52  
 3) 55126 Oyuntstseg, Tserendash 58 4) 60074 Erdenechimeg, Natsag 62

## Women 4x100 Metre Relay 240+

Team	Finals	Points
1 North Harbour Bays 'A'	1:04.46	
1) 55134 Boxall, Agnes 58	2) 65101 Deleiros, Anne 68	
3) 50172 Goulter, Anne 54	4) 70086 Waring, Christine 73	
2 Czech Republic 'A'	1:19.10	
1) 60137 Liskova, Jozefa 64	2) 70017 Halmova, Annamaria 70	
3) 70063 Rocnakova, Miloslava 72	4) 60068 Matusova, Anna 61	

## Women 4x100 Metre Relay U160

Team	Finals
1 We're Back Too 'A'	53.53
1) 45043 Brunner, Chantal 46	2) 30034 Cowley, Sarah 33
3) 40034 Muir, Jane 41	4) 40047 Fougere, Simone 41
2 We're Back 'A'	56.31
1) 35075 Fougere, Nicole 39	2) 35063 Dryburgh, Jennifer Alys 3
3) 35069 Barker, Bryony 38	4) 45026 Shattky, Anna 45

## M30 3000 Metre Steeplechase

Name	Age Team	Finals	Age-Grading
1 30017 Paez, Jorge Andres	M31 Argentina	10:40.01	10:40.02 74.00%
2 30004 Pearson, Caleb	M30 New Zealand	10:56.06	10:56.07 72.19%
3 30029 Thew, Jimmy	M32 New Zealand	13:51.51	13:51.52 56.96%

## M35 3000 Metre Steeplechase

Name	Age Team	Finals	Age-Grading
1 35056 Rogers, Mathew	M38 New Zealand	10:07.88	9:43.87 81.12%
2 35027 Hale, Michael	M36 New Zealand	11:33.58	11:06.19 71.10%
3 35002 Atkinson, Evan	M35 New Zealand	11:45.03	11:17.19 69.94%

## M40 3000 Metre Steeplechase

Name	Age Team	Finals	Age-Grading
1 40046 Santoro, Clinton	M41 United States of	11:09.09	10:12.49 77.33%
2 40052 Halla, Jamie	M41 New Zealand	11:20.33	10:22.78 76.05%
3 40064 Gauna, Enzo Dario	M42 Argentina	11:25.42	10:27.44 75.49%
4 40042 Brouillaud, Gillie	M41 New Caledonia	11:44.78	10:45.16 73.41%
5 40015 Vrhovac, Dalibor	M40 Serbia	12:53.37	11:47.95 66.90%
6 40023 Wakelin, Soren	M41 Canada	13:30.14	12:21.61 63.87%
7 40055 Kuklinski, Tony	M42 New Zealand	14:13.50	13:01.30 60.62%

## World Masters Games - 23/04/2017 to 29/04/2017

## Trusts Arena

## Results - Friday Track - Age Grading: 5 Yr Indiv &amp; 5 yr Multi

## M45 3000 Metre Steeplechase

Name	Age Team	Finals	Age-Grading
1 45015 Benitez, Hector Or	M45 Argentina	10:34.73	9:15.01 85.34%
2 45088 Van Zyl, Oloff	M47 South Africa	11:15.22	9:50.42 80.22%
3 45109 Nuikka, Asko	M48 Finland	11:28.97	10:02.44 78.62%
4 45013 Dall, Michael	M45 New Zealand	12:37.44	11:02.31 71.51%
5 45089 Kelsey, Scott	M47 New Zealand	13:03.20	11:24.84 69.16%
6 45096 Sanderson, Roger	M48 New Zealand	13:12.77	11:33.20 68.32%

## M50 3000 Metre Steeplechase

Name	Age Team	Finals	Age-Grading	Points
1 50191 Komel, Branimir	M54 Slovenia	11:31.60	9:38.81	81.83%
2 50097 Trubila, Gubertas	M52 Lithuania	11:58.94	10:01.69	78.72%
3 50034 Lohmann, Paavo	M50 Germany	12:04.68	10:06.49	78.09%
4 50038 Oliveria Ribeiro,	M50 Portugal	12:38.95	10:35.17	74.57%
5 50070 Kashammer, Armin	M51 New Zealand	13:05.19	10:57.13	72.08%

## M55 3000 Metre Steeplechase

Name	Age Team	Finals	Age-Grading
1 55043 Sayer, Graeme	M56 Australia	11:48.74	9:28.77 83.27%
2 55048 Kuckovsky, Eduard	M56 Slovakia	11:51.23	9:30.77 82.98%
3 55014 Sugizaki, Kazuhiko	M55 Japan	12:02.85	9:40.09 81.65%
4 55140 Wakelin, Keith	M58 Canada	12:27.22	9:59.65 78.98%
5 55166 Worsnop, Christoph	M59 Australia	16:03.01	12:52.82 61.29%

## M30 5000 Metre Race Walk

Name	Age Team	Finals	Age-Grading	Points
-- 30022 Singh, Gurmeet	M32 India	DQ		RFule 230.7

## M35 5000 Metre Race Walk

Name	Age Team	Finals	Age-Grading	Points
1 35025 dr.Bognar, Casba	M36 Hungary	42:18.88	41:31.41	43.25%

## M40 5000 Metre Race Walk

Name	Age Team	Finals	Age-Grading	Points
1 40075 Prasad, Pramesh	M43 Australia	24:57.30	23:41.99	75.78%

## M45 5000 Metre Race Walk

Name	Age Team	Finals	Age-Grading	Points
1 45069 Svensson, Axel Chr	M47 Sweden	23:42.05	21:38.05	83.02%
2 45035 Degtyarenko, Viach	M46 Russia	23:52.72	21:47.79	82.40%
3 45090 Da Costa, Jerry Ed	M47 Brazil	26:13.12	23:55.95	75.04%
4 45134 Hohaia, Lyndon	M49 New Zealand	26:27.35	24:08.94	74.37%

**World Masters Games - 23/04/2017 to 29/04/2017****Trusts Arena****Results - Friday Track - Age Grading: 5 Yr Indiv & 5 yr Multi****...M45 5000 Metre Race Walk**

-- 45080 Kumara, M.H.S.Sisr	M47 Sri Lanka	DNF	
-- 45125 Laporte, Jocelyn	M49 France	DQ	Rule 230.7

**M50 5000 Metre Race Walk**

Name	Age Team	Finals	Age-Grading Points
1 50072 Swarts, David	M51 United States of	23:20.40	20:26.62 87.85%
2 50067 Xu, Jianping	M51 Canada	25:05.29	21:58.49 81.73%
3 50112 Baker, Peter	M53 Australia	29:33.21	25:53.16 69.38%
-- 50043 Barjare, Mahendra	M50 India	DNF	

**M55 5000 Metre Race Walk**

Name	Age Team	Finals	Age-Grading Points
1 55152 Systerov, Sergei	M59 Russia	23:57.44	20:06.02 89.35%
2 55118 Mukhtasarov, Rashi	M58 Russia	25:40.63	21:32.59 83.37%
3 55016 Samay, Mikhail	M55 Kazakhstan	26:52.69	22:33.05 79.64%
4 55113 Kaenen, Hubertus	M57 Netherlands	28:12.33	23:39.87 75.89%
5 55105 Storms, John	M57 Canada	28:56.08	24:16.58 73.98%
6 55106 Sankpal, Mahipati	M57 India	29:48.76	25:00.78 71.80%
7 55116 Aunan, Tommy	M58 United States of	30:26.74	25:32.64 70.31%
8 55039 Blanchard, Michael	M55 United States of	30:41.03	25:44.63 69.76%
9 55166 Worsnop, Christoph	M59 Australia	45:51.82	38:28.78 46.67%

**M60 5000 Metre Race Walk**

Name	Age Team	Finals	Age-Grading Points
1 60125 Parker, Michael	M64 New Zealand	25:53.68	20:43.88 86.63%
2 60070 Lyshin, Sergey	M62 Russia	27:54.49	22:20.60 80.38%
3 60084 Fox, Peter	M62 New Zealand	28:57.76	23:11.26 77.45%
-- 60062 Wesseling, John	M61 New Zealand	DQ	Rule 230.7

**Men 4x100 Metre Relay 160-199**

Team	Finals	Points
1 Bays Blasters 'A'	45.02	
1) 35052 Garrett, David 38		
2) 40084 Lambert, Mark William 43		
3) 40036 Mannix, Shane 41		
4) 40024 Nightingale, James 41		
2 Underdogs 'A'	45.49	
1) 45092 Dorset, Scott 48		
2) 35047 Potter, Benjamin 37		
3) 30047 Weekes, Andrew 34		
4) 45095 Wicox, Andrew 48		
3 Hungary 'A'	46.89	
1) 35080 Carnate, Brian 39		
2) 45078 Dietz, Stefan Johannes 47		
3) 40093 Maier, Bjoern 43		
4) 45065 David, Alexander Bernhard		
4 Team Japan Short 'A'	46.89	
1) 55014 Sugizaki, Kazuhiko 55		
2) 40076 Fujita, Katsunori 43		
3) 45017 Koga, Narufusa 45		
4) 40049 Yamada, Shinichi 41		
5 Red One 'A'	49.87	
1) 45119 Castle, James 49		
2) 35073 Costello, Gregory 39		
3) 40079 Davey, Peter 43		
4) 35038 Hubner, Axel Uwe 37		
6 France 'A'	53.93	

## World Masters Games - 23/04/2017 to 29/04/2017

## Trusts Arena

## Results - Friday Track - Age Grading: 5 Yr Indiv &amp; 5 yr Multi

## ...Men 4x100 Metre Relay 160-199

1) 50107 Zapha, Thierry 52	2) 35084 Lam, Thiet-Hai 39
3) 40042 Brouillaud, Gillies Jacqu	4) 35025 dr.Bognar, Casba 36
-- Russia 'A'	DQ Rule 170.7
1) 50139 Sukhachev, Vladimir 53	2) 45112 Ryzhov, Igor 48
3) 40017 Zaitcev, Ivan 40	4) 40027 Bubnov, Pavel 41

## Men 4x100 Metre Relay 200 -239

Team	Finals	Points
1 Russian Fed 'A'	49.27	
1) 40017 Zaitcev, Ivan 40	2) 50139 Sukhachev, Vladimir 53	
3) 55086 Ozyumenko, Igor 57	4) 55117 Khusainov, Rashid 58	
2 Speedy Kings 'A'	49.82	
1) 50054 Tan, Tony 51	2) 50123 Macfarlane, Mark 53	
3) 55097 Rawson, Gary 57	4) 50169 Solomon, Bruce 54	
3 Bay Buckrats 'A'	53.75	
1) 55072 Turner, Timothy 56	2) 55070 Catchpole, Anthony 56	
3) 70012 Deleiros, Anthony 70	4) 55080 Ross, Graham 56	
4 Blue,White,Red 'A'	53.86	
1) 45119 Castle, James 49	2) 60035 Harmand, Xavier Jean Luci	
3) 55117 Khusainov, Rashid 58	4) 40017 Zaitcev, Ivan 40	
-- Club Italia 'A'	DQ Rule 163.3	
1) 40092 Geracitano, Gino 43	2) 65058 Fazzi, Fulvio 66	
3) 80001 Kuramshin, Ramir 80	4) 50192 Cavallo, Giulio 51	

## Men 4x100 Metre Relay 240+

Team	Finals	H#	Points
1 Kiwi Clones 'A'	53.41	1	
1) 70071 Brown, Kenton 72	2) 70016 Mintz, Bruce Elliot 70		
3) 55096 Black, Murray 57	4) 55021 Trapp, Robert 55		
2 MasterMex 'A'	55.44	1	
1) 60023 Downey, Shane Patrick 60	2) 60065 O'Leary, Dennis 61		
3) 60021 Matthews, Brian 60	4) 60005 Velazques Sandoval, Juan		
3 Russia 'A'	56.31	1	
1) 55034 Fedorov, Vladimir 55	2) 65038 Roganov, Boris 65		
3) 60031 Buslov, Mikhail 60	4) 60071 Krasnikov, Nikolay 62		
4 New Zealand Runners 'A'	56.94	2	
1) 60002 Thomas, Paul 60	2) 60011 Hart, Murray 60		
3) 65008 Green, Warren 65	4) 65024 Stewart, Donald 65		
5 Mr Singh Team 'A'	56.98	2	
1) 60145 Singh, Rashpal 64	2) 60111 Gibbs, Barry 63		
3) 75039 Singh, Gurdev 78	4) 50104 Vasania, Fareez 52		
6 India Masters 'A'	57.87	1	
1) 65062 Kishore, Kadi 67	2) 70007 Bal, Bahadur Singh 70		
3) 65089 Parkash, Vu 68	4) 40011 Singh, Jaspinder 40		
7 Russian Fed 'A'	59.98	2	
1) 65061 Davydov, Valeriy 67	2) 60063 Vvoloskov, Nikolay 61		
3) 65022 Mikeev, Evgenii 65	4) 55047 Kuzmichev, Valeriy 56		
8 Tahiti 'A'	1:04.72	1	
1) 60049 Barff, Noel 61	2) 60014 Cande, Patrick 60		
3) 70074 Chaves, Fernand 72	4) 65127 Ramond, Guy 69		
9 Czech Republic 'A'	1:11.10	2	

**World Masters Games - 23/04/2017 to 29/04/2017****Trusts Arena****Results - Friday Track - Age Grading: 5 Yr Indiv & 5 yr Multi****....Men 4x100 Metre Relay 240+**

1) 80019 Kabele, Antonin 81	2) 75014 Grenhall, Jan Waldemar 76
3) 60141 Hovorka, Bohuslav 64	4) 40067 Bartl, Radek 42

**Men 4x100 Metre Relay U160**

Team	Finals	Points
1 Australia 1 'A'	43.96	
1) 35035 Stone, Jay 37	2) 35053 Rossiter, Mark 38	
3) 35003 Little, William 35	4) 30041 Farlow, Adam 34	
2 Peter's Relay 100 'A'	48.51	
1) 40079 Davey, Peter 43	2) 35073 Costello, Gregory 39	
3) 35038 Hubner, Axel Uwe 37	4) 30039 Merzdorf, Enrico 33	
-- Fotonos Cba 'A'	DQ	Rule 170.7
1) 40019 Kraft, Alejandro Alberto	2) 30009 Berasategui, Matias 30	
3) 30032 Simonella, Lucio Esteban	4) 30019 Grant, Brayden 31	

## World Masters Games - 23/04/2017 to 29/04/2017

## Trusts Arena

## Results - Thursday Track - Age Grading: 5 Yr Indiv &amp; 5 yr Multi

## W30 800 Metre

Name	Age Team	Finals	Age-Grading
Finals			
1 30018 Kolhapure, Sheetal	W31 India	2:51.20	2:51.21 66.17%
2 30048 Sims, Alison	W34 Australia	2:51.95	2:51.96 65.88%

## W35 800 Metre

Name	Age Team	Finals	Age-Grading
1 35033 Winkler, Tamara	W37 Switzerland	2:14.10	2:13.45 84.89%
2 35017 Clarke, Andrea	W36 New Zealand	2:39.35	2:38.57 71.44%
3 35046 Topic, Delilah	W37 Canada	3:29.02	3:28.00 54.46%

## W40 800 Metre

Name	Age Team	Finals	Age-Grading
1 40074 Rowberry, Rachael	W42 New Zealand	2:59.78	2:51.46 66.07%
2 40094 Raberts, Olivia Al	W43 India	3:02.00	2:53.58 65.26%

## W45 800 Metre

Name	Age Team	Finals	Age-Grading
1 45072 Bacon, Catherine	W47 New Zealand	2:43.86	2:29.49 75.78%
2 45137 Andrews, Lucy	W49 New Zealand	2:45.76	2:31.23 74.91%
3 45081 Wells, Sarah	W47 United Kingdom	3:18.01	3:00.65 62.71%

## W50 800 Metre

Name	Age Team	Finals	Age-Grading
1 50138 Hunt, Sally	W53 Australia	2:47.02	2:25.46 77.88%
2 50141 Morgunova, Alexand	W53 Russia	2:47.72	2:26.07 77.55%
3 50101 Dyer, Rosalind	W52 Australia	3:46.65	3:17.39 57.39%

## W55 800 Metre

Name	Age Team	Finals	Age-Grading
1 55030 Gunn, Victoria	W55 Australia	2:35.69	2:09.15 87.71%
2 55130 Basman, Robyn	W58 Australia	2:36.75	2:10.03 87.12%
3 55005 Stewart, Wendy	W55 Australia	2:46.32	2:17.97 82.11%

## W60 800 Metre

Name	Age Team	Finals	Age-Grading
1 60058 Bernett, Tracey	W61 United States of	3:05.18	2:25.33 77.95%
2 60136 Feltz, Deborah	W64 United States of	3:05.98	2:25.96 77.61%
3 60074 Erdenechimeg, Nats	W62 Mongolia	3:17.21	2:34.78 73.19%
4 60003 Velcic, Marianne	W60 Canada	3:42.00	2:54.23 65.02%
5 60043 Ramos do Silva Mor	W61 New Zealand	3:47.53	2:58.57 63.44%



## World Masters Games - 23/04/2017 to 29/04/2017

## Trusts Arena

## Results - Thursday Track - Age Grading: 5 Yr Indiv &amp; 5 yr Multi

## W65 800 Metre

Name	Age Team	Finals	Age-Grading
1 65018 Kirkman, Gail	W65 New Zealand	2:49.66	2:04.57 90.94%
2 65036 Baker, Joy	W65 New Zealand	3:14.96	2:23.14 79.14%
3 65053 Smith, Jennifer	W66 New Zealand	3:19.53	2:26.50 77.33%
4 65054 Falkner, Beverley	W66 New Zealand	3:45.37	2:45.47 68.46%
5 65099 Ayur, Gunchin	W68 Mongolia	4:17.92	3:09.37 59.82%

## W70 800 Metre

Name	Age Team	Finals	Age-Grading
1 70090 Mercer, Erica	W73 Argentina	3:46.68	2:33.06 74.01%
2 70053 Frable, Kathleen	W71 United States of	3:51.21	2:36.12 72.56%
3 70008 Farmer, Maureen	W70 New Zealand	3:55.55	2:39.05 71.22%

## W80 800 Metre

Name	Age Team	Finals	Age-Grading
1 80006 Daprano, Jean	W80 United States of	3:55.37	2:02.87 92.20%

## W30 10000 Metre

Name	Age Team	Finals	Age-Grading
1 30038 Green, Victoria	W33 United Kingdom	38:11.20	38:11.21 78.61%

## W35 10000 Metre

Name	Age Team	Finals	Age-Grading
1 35007 Angland, Melanie	W35 New Zealand	38:28.22	38:28.23 78.03%
2 35071 Gottschalk, Katrin	W38 New Zealand	42:00.12	42:00.13 71.47%
3 35036 Lenz, Tanja	W37 New Zealand	47:32.30	47:32.31 63.15%

## W40 10000 Metre

Name	Age Team	Finals	Age-Grading
1 40039 McRae, Anna	W41 New Zealand	40:31.79	38:51.85 77.24%
2 40090 Marusakova, Jana	W43 New Zealand	43:04.92	41:18.69 72.66%

## W45 10000 Metre

Name	Age Team	Finals	Age-Grading
1 45091 Mayne, Kylie	W47 Australia	44:12.77	40:29.94 74.12%
2 45076 Rodrigues Legal, I	W47 Brazil	45:45.78	41:55.14 71.61%
3 45121 Adams, Diana	W49 Australia	49:59.64	45:47.68 65.55%
4 45108 Bray, Peta	W48 Australia	1:02:19.43	57:05.32 52.58%

## World Masters Games - 23/04/2017 to 29/04/2017

## Trusts Arena

## Results - Thursday Track - Age Grading: 5 Yr Indiv &amp; 5 yr Multi

## W50 10000 Metre

Name	Age Team	Finals	Age-Grading
1 50148 Gibbs, Sally	W53 New Zealand	36:59.25	32:19.63 92.86%
2 50134 Staunton-Jugovic,	W53 Australia	48:22.14	42:16.48 71.01%
3 50094 McAleese, Caroline	W52 New Zealand	50:06.39	43:47.59 68.55%

## W55 10000 Metre

Name	Age Team	Finals	Age-Grading
1 55130 Basman, Robyn	W58 Australia	41:38.33	34:38.62 86.65%
2 55083 Green, Diane	W57 Australia	44:45.87	37:14.65 80.60%
3 55005 Stewart, Wendy	W55 Australia	47:03.68	39:09.31 76.66%
4 55155 Nagyne Kotroczo, A	W59 Hungary	59:32.06	49:31.96 60.60%
5 55071 D Souza, Tereza Th	W56 India	1:01:04.96	50:49.25 59.07%

## W60 10000 Metre

Name	Age Team	Finals	Age-Grading
1 60028 Adamson, Christine	W60 New Zealand	42:42.25	33:37.52 89.27%
2 60079 Hardley, Elizabeth	W62 New Zealand	51:51.80	40:50.24 73.51%
3 60055 Vincent, Prudence	W61 New Zealand	52:39.84	41:28.06 72.39%
4 60066 Stevenson, Mignon	W61 New Zealand	53:21.64	42:00.98 71.44%

## W70 10000 Metre

Name	Age Team	Finals	Age-Grading
1 70078 Bray, Kerry	W73 Australia	57:50.45	39:27.55 76.07%
2 70033 Skov, Carolyn	W71 Canada	58:01.27	39:34.93 75.84%

## M30 800 Metre

Name	Age Team	Finals	Age-Grading
1 30019 Grant, Brayden	M31 New Zealand	2:02.60	2:02.61 82.47%
2 30010 Smith, Aniel	M31 New Zealand	2:04.46	2:04.47 81.24%
3 30025 Doney, William	M32 New Zealand	2:07.25	2:07.26 79.46%
4 30012 Lockley, Curtis Da	M31 New Zealand	2:07.60	2:07.61 79.24%
5 30013 Piette, Gaetan	M31 Belgium	2:12.74	2:12.75 76.17%
6 30016 Elshebokshy, Khale	M31 Egypt	2:39.48	2:39.49 63.40%

## M35 800 Metre

Name	Age Team	Finals	Age-Grading
1 35016 Steinmetz, Adam	M36 New Zealand	2:05.76	2:04.72 81.08%
2 35056 Rogers, Mathew	M38 New Zealand	2:06.35	2:05.31 80.70%
3 35027 Hale, Michael	M36 New Zealand	2:16.30	2:15.17 74.81%
4 35082 Shetty, Shivananda	M39 India	2:31.58	2:30.33 67.26%
5 35029 Shahali, Danial	M36 New Zealand	3:21.07	3:19.41 50.71%

## World Masters Games - 23/04/2017 to 29/04/2017

## Trusts Arena

## Results - Thursday Track - Age Grading: 5 Yr Indiv &amp; 5 yr Multi

## M40 800 Metre

Name	Age Team	Finals	Age-Grading
1 40078 Simon, Cameron	M43 Australia	2:03.28	1:57.86 85.79%
2 40086 Petersen, Scott	M43 Australia	2:09.27	2:03.59 81.81%
3 40092 Geracitano, Gino	M43 Australia	2:11.59	2:05.81 80.37%
4 40042 Brouillaud, Gillie	M41 New Caledonia	2:13.62	2:07.75 79.15%
5 40052 Halla, Jamie	M41 New Zealand	2:17.43	2:11.39 76.96%
6 40117 Nicholls, Robert	M44 New Zealand	2:25.89	2:19.48 72.49%
7 40040 Donoghy, Colin	M41 New Zealand	2:25.95	2:19.53 72.46%
8 40023 Wakelin, Soren	M41 Canada	2:44.90	2:37.65 64.14%

## M45 800 Metre

Name	Age Team	Finals	Age-Grading
1 45014 Daniels, Sasha	M45 New Zealand	2:08.24	1:58.02 85.68%
2 45088 Van Zyl, Oloff	M47 South Africa	2:08.77	1:58.51 85.32%
3 45113 Cepek, Robert	M48 Czech Republic	2:09.05	1:58.77 85.14%
4 45024 Cameron, Jason	M45 New Zealand	2:09.87	1:59.52 84.60%
5 45057 Singh, Harnek	M46 India	2:15.47	2:04.68 81.10%
6 45089 Kelsey, Scott	M47 New Zealand	2:16.11	2:05.27 80.72%
7 45017 Koga, Narufusa	M45 Japan	2:17.28	2:06.34 80.03%
8 45139 Conyngham, Richard	M49 New Zealand	2:19.52	2:08.41 78.75%
9 45039 Smith, Ephraim	M46 New Zealand	2:27.99	2:16.20 74.24%
10 45013 Dall, Michael	M45 New Zealand	2:31.73	2:19.64 72.41%
11 45029 Hargrave, Andrew	M45 New Zealand	2:34.86	2:22.52 70.95%
12 45074 Dowd, Peter	M47 New Zealand	2:36.02	2:23.59 70.42%

## M50 800 Metre

Name	Age Team	Prelims	Age-Grading	H#
Preliminaries				
1 50035 Wilson, Kenneth	M50 Australia	2:20.35Q	2:04.17 81.43%	1
2 50012 Hansen, Michael	M50 Denmark	2:30.80Q	2:13.42 75.79%	2
3 50091 O'Connor, John	M52 New Zealand	2:20.41Q	2:04.23 81.40%	1
4 50070 Kashammer, Armin	M51 New Zealand	2:31.70Q	2:14.21 75.34%	2
5 50016 Zaplentnev, Yury	M50 Russia	2:20.43q	2:04.24 81.39%	1
6 50040 Cornelius, Malcolm	M50 New Zealand	2:20.59q	2:04.39 81.29%	1
7 50006 Davenport, Andrew	M50 New Zealand	2:21.72q	2:05.38 80.64%	1
8 50009 Wray, Michael	M50 New Zealand	2:21.79q	2:05.45 80.61%	1
9 50004 Duncan, Bruce	M50 New Zealand	2:21.97q	2:05.61 80.50%	1
10 50109 Stevens, Peter	M52 New Zealand	2:31.76q	2:14.27 75.31%	2
11 50073 Craig, Michael	M51 New Zealand	2:32.80q	2:15.19 74.80%	2
12 50063 Cargin, Mark	M51 New Zealand	2:33.44q	2:15.75 74.49%	2
13 50103 Smergelis, Rolanda	M52 Lithuania	2:34.95	2:17.09 73.76%	2
14 50042 Du Plessis, Roelof	M50 New Zealand	2:54.63	2:34.50 65.45%	2
15 50064 McKenzie, Grant	M51 New Zealand	3:11.88	2:49.76 59.56%	2
16 50039 Stowers, Michael	M50 New Zealand	3:37.35	3:12.29 52.58%	1
-- 50159 Creamer, David	M54 New Zealand	DNF		1

## World Masters Games - 23/04/2017 to 29/04/2017

## Trusts Arena

## Results - Thursday Track - Age Grading: 5 Yr Indiv &amp; 5 yr Multi

## M50 800 Metre

Name	Age Team	Finals	Age-Grading
Finals			
1 50006 Davenport, Andrew	M50 New Zealand	2:08.41	1:53.61 89.00%
2 50035 Wilson, Kenneth	M50 Australia	2:09.25	1:54.35 88.43%
3 50012 Hansen, Michael	M50 Denmark	2:10.04	1:55.05 87.89%
4 50109 Stevens, Peter	M52 New Zealand	2:10.66	1:55.60 87.47%
5 50016 Zaplentnev, Yury	M50 Russia	2:11.73	1:56.55 86.76%
6 50091 O'Connor, John	M52 New Zealand	2:14.90	1:59.35 84.72%
7 50040 Cornelius, Malcolm	M50 New Zealand	2:15.75	2:00.10 84.19%
8 50009 Wray, Michael	M50 New Zealand	2:16.10	2:00.41 83.98%
9 50004 Duncan, Bruce	M50 New Zealand	2:16.71	2:00.95 83.60%
10 50070 Kashammer, Armin	M51 New Zealand	2:30.37	2:13.04 76.01%
11 50063 Cargin, Mark	M51 New Zealand	2:45.49	2:26.41 69.06%

## M55 800 Metre

Name	Age Team	Finals	Age-Grading
1 55167 Calder, Ian	M59 New Zealand	2:17.32	1:56.59 86.72%
2 55014 Sugizaki, Kazuhiko	M55 Japan	2:18.19	1:57.33 86.18%
3 55089 Ankudinov, Vadim	M57 Russia	2:18.52	1:57.61 85.97%
4 55086 Ozyumenko, Igor	M57 Russia	2:21.42	2:00.07 84.21%
5 55011 Homan, Robert John	M55 New Zealand	2:22.38	2:00.89 83.64%
6 55007 Akiyama, Shunji	M55 Japan	2:28.26	2:05.88 80.33%
7 55080 Ross, Graham	M56 New Zealand	2:33.69	2:10.49 77.49%
8 55140 Wakelin, Keith	M58 Canada	2:35.14	2:11.72 76.76%
9 55091 Dixon, Mark	M57 Australia	2:51.03	2:25.21 69.63%
10 55171 Duxfield, Stephen	M59 New Zealand	2:56.50	2:29.85 67.47%
11 55163 Masina, Edward	M59 New Zealand	3:52.18	3:17.13 51.29%

## M60 800 Metre

Name	Age Team	Prelims	Age-Grading	H#
Preliminaries				
1 60115 Riddell, David	M63 New Zealand	2:35.46Q	2:06.44 79.97%	1
2 60031 Buslov, Mikhail	M60 Russia	2:40.20Q	2:10.30 77.60%	2
3 60002 Thomas, Paul	M60 Australia	2:35.66Q	2:06.60 79.87%	1
4 60109 Sato, Rayuichi	M63 Japan	2:40.76Q	2:10.75 77.33%	2
5 60122 Napper, Phillip	M63 New Zealand	2:35.70q	2:06.64 79.85%	1
6 60103 Wardlaw, John	M63 Australia	2:36.30q	2:07.12 79.54%	1
7 60046 Carscadden, Gordon	M61 Canada	2:37.38q	2:08.00 78.99%	1
8 60025 van den Worm, Will	M60 New Zealand	2:40.16q	2:10.26 77.62%	1
9 60071 Krasnikov, Nikolay	M62 Russia	2:40.87q	2:10.84 77.28%	2
10 60014 Cande, Patrick	M60 French Polynesia	2:40.99q	2:10.94 77.22%	2
11 60051 Thomas, Allan	M61 New Zealand	2:41.07q	2:11.00 77.18%	2
12 60038 Boyd, Gregory	M60 New Zealand	2:41.16q	2:11.08 77.14%	2
13 60011 Hart, Murray	M60 New Zealand	2:44.72	2:13.97 75.47%	1
14 60037 Green, David	M60 New Zealand	2:44.99	2:14.19 75.35%	1
15 60100 Burr, Noel	M63 New Zealand	2:45.38	2:14.51 75.17%	1
16 60056 Dobson, Michael	M61 New Zealand	2:58.74	2:25.37 69.55%	2
17 60090 Woods, Corey	M62 Australia	3:36.14	2:55.79 57.52%	2
18 60099 Dillon, Kevin	M63 United Kingdom	3:42.70	3:01.13 55.82%	2
19 60146 Saxon, Lloyd	M63 New Zealand	4:10.95	3:24.10 49.54%	1

## World Masters Games - 23/04/2017 to 29/04/2017

## Trusts Arena

## Results - Thursday Track - Age Grading: 5 Yr Indiv &amp; 5 yr Multi

## M60 800 Metre

Name	Age Team	Finals	Age-Grading
Finals			
1 60002 Thomas, Paul	M60 Australia	2:24.38	1:57.43 86.11%
2 60122 Napper, Phillip	M63 New Zealand	2:25.85	1:58.62 85.24%
3 60109 Sato, Rayuichi	M63 Japan	2:27.61	2:00.06 84.22%
4 60071 Krasnikov, Nikolay	M62 Russia	2:28.51	2:00.79 83.71%
5 60031 Buslov, Mikhail	M60 Russia	2:30.01	2:02.01 82.87%
6 60103 Wardlaw, John	M63 Australia	2:32.35	2:03.91 81.60%
7 60051 Thomas, Allan	M61 New Zealand	2:34.38	2:05.56 80.53%
8 60014 Cande, Patrick	M60 French Polynesia	2:36.72	2:07.47 79.33%
9 60038 Boyd, Gregory	M60 New Zealand	2:37.86	2:08.39 78.75%
10 60115 Riddell, David	M63 New Zealand	2:38.52	2:08.93 78.43%
11 60025 van den Worm, Will	M60 New Zealand	2:40.43	2:10.48 77.49%
-- 60046 Carscadden, Gordon	M61 Canada	DNF	

## M65 800 Metre

Name	Age Team	Prelims	Age-Grading	H#
Preliminaries				
1 65051 Foster, Michael	M66 Australia	2:48.77Q	2:11.24 77.05%	1
2 65072 McManus, Anthony	M67 New Zealand	2:50.39Q	2:12.50 76.31%	2
3 65087 Millard, Dale	M68 Australia	2:50.77Q	2:12.80 76.14%	2
4 65077 Adams, Graeme	M67 New Zealand	2:54.82Q	2:15.95 74.38%	1
5 65086 Mayfield, Allan	M68 Australia	2:50.80Q	2:12.82 76.13%	2
6 65015 Plaster, Anthony	M65 United States of	2:55.20Q	2:16.24 74.22%	1
7 65124 Hare, Kenneth	M69 New Zealand	2:56.27q	2:17.07 73.77%	2
8 65023 Kirkman, Gary	M65 New Zealand	2:57.15q	2:17.76 73.40%	1
9 65002 Versteeg, Frank	M65 New Zealand	2:57.27q	2:17.85 73.35%	2
10 65058 Fazzi, Fulvio	M66 Italy	3:06.77q	2:25.24 69.62%	2
11 65046 Gluckman, Jonathan	M66 New Zealand	3:09.64q	2:27.47 68.57%	2
12 65122 Wakelin, Neil	M69 Canada	3:14.97q	2:31.61 66.69%	1
13 65084 Pierce, John	M68 United States of	3:28.81	2:42.38 62.27%	1
14 65117 Somers, John	M69 New Zealand	3:33.41	2:45.95 60.93%	2
15 65057 Whiley, Lee	M66 New Zealand	3:51.32	2:59.88 56.21%	1

## M65 800 Metre

Name	Age Team	Finals	Age-Grading
Finals			
1 65087 Millard, Dale	M68 Australia	2:29.67	1:56.39 86.88%
2 65072 McManus, Anthony	M67 New Zealand	2:31.01	1:57.43 86.11%
3 65086 Mayfield, Allan	M68 Australia	2:31.91	1:58.13 85.60%
4 65015 Plaster, Anthony	M65 United States of	2:40.80	2:05.04 80.86%
5 65051 Foster, Michael	M66 Australia	2:41.90	2:05.90 80.32%
6 65023 Kirkman, Gary	M65 New Zealand	2:53.77	2:15.13 74.83%
7 65077 Adams, Graeme	M67 New Zealand	3:00.07	2:20.03 72.21%
8 65122 Wakelin, Neil	M69 Canada	3:07.84	2:26.07 69.22%
9 65046 Gluckman, Jonathan	M66 New Zealand	3:10.39	2:28.05 68.30%

## World Masters Games - 23/04/2017 to 29/04/2017

## Trusts Arena

## Results - Thursday Track - Age Grading: 5 Yr Indiv &amp; 5 yr Multi

**M70 800 Metre**

Name	Age Team	Finals	Age-Grading
1 70001 Solomon, Kevin	M70 Australia	2:33.19	1:53.67 88.95%
2 70005 Nolan, Harold	M70 United States of	2:48.05	2:04.70 81.09%
3 70096 Macleod, Colin	M74 New Zealand	2:56.60	2:11.04 77.16%
4 70043 Thakur, Prabhakar	M71 India	2:59.18	2:12.96 76.05%
5 70064 Jones, Alan	M72 New Zealand	3:17.82	2:26.79 68.89%
6 70074 Chaves, Fernand	M72 French Polynesia	3:32.05	2:37.35 64.26%
7 70088 Samjiskar, Mahadev	M73 India	3:58.61	2:57.05 57.11%
8 70048 Lewis, Rodney Pete	M71 New Zealand	4:04.05	3:01.09 55.84%
9 70047 Yordanov, Yordan	M71 Bulgaria	4:13.77	3:08.30 53.70%
10 70061 Eckford, William	M72 New Zealand	4:30.24	3:20.52 50.43%
-- 70020 Parker, Raichard V	M70 New Zealand	DNF	

**M75 800 Metre**

Name	Age Team	Finals	Age-Grading
1 75047 Eastmond, Raymond	M79 New Zealand	3:38.12	2:31.03 66.95%
2 75050 Cordero, Joe	M79 United States of	5:03.27	3:29.99 48.15%

**M85 800 Metre**

Name	Age Team	Finals	Age-Grading
1 85001 Hughes, Richard	M85 Australia	3:40.45	2:00.77 83.72%
2 85009 Mikhailov, Nikolai	M87 Russia	4:30.07	2:27.95 68.34%
3 85012 Matzner, Karel	M88 Czech Republic	5:38.95	3:05.68 54.45%

**M90 800 Metre**

Name	Age Team	Finals	Age-Grading
1 90003 Martin, Allan	M90 New Zealand	4:41.12	2:06.45 79.96%

**M30 10000 Metre**

Name	Age Team	Finals	Age-Grading
1 30023 Luoto, Severi	M32 New Zealand	37:46.91	37:46.92 69.70%
2 30029 Thew, Jimmy	M32 New Zealand	43:49.46	43:49.47 60.09%
3 30016 Elshebokshy, Khale	M31 Egypt	45:34.89	45:34.90 57.77%

**M35 10000 Metre**

Name	Age Team	Finals	Age-Grading
1 35089 Mace, Simon	M39 New Zealand	34:59.38	34:59.39 75.26%
2 35027 Hale, Michael	M36 New Zealand	37:35.14	37:35.15 70.06%
3 35082 Shetty, Shivananda	M39 India	39:20.39	39:20.40 66.94%
4 35025 dr.Bognar, Casba	M36 Hungary	41:34.47	41:34.48 63.34%
5 35019 Kondabathini, Kavi	M36 India	43:59.13	43:59.14 59.87%

## World Masters Games - 23/04/2017 to 29/04/2017

## Trusts Arena

## Results - Thursday Track - Age Grading: 5 Yr Indiv &amp; 5 yr Multi

## M40 10000 Metre

Name	Age Team	Finals	Age-Grading
1 40068 Tombling, Rick	M42 New Zealand	34:21.46	33:08.90 79.44%
2 40015 Vrhovac, Dalibor	M40 Serbia	43:01.98	41:31.10 63.43%
3 40106 Hutton, Robert	M44 New Zealand	51:57.36	50:07.63 52.53%

## M45 10000 Metre

Name	Age Team	Finals	Age-Grading
1 45079 Keane, Jason	M47 Australia	35:44.29	33:13.34 79.26%
2 45140 Ferensovicz, Gaine	M49 Brazil	35:54.25	33:22.60 78.90%
3 45050 Marino, Luciano Ig	M46 Argentina	39:08.98	36:23.62 72.36%
4 45097 Hepenstall, Wayne	M48 Australia	41:48.58	38:51.98 67.75%
5 45013 Dall, Michael	M45 New Zealand	42:46.78	39:46.08 66.22%
6 45019 Connor, Andrew	M45 New Zealand	44:27.98	41:20.16 63.71%

## M50 10000 Metre

Name	Age Team	Finals	Age-Grading
1 50111 Capper, Michael	M53 Hong Kong	35:26.75	31:42.17 83.06%
2 50190 Warren, Antony	M54 New Zealand	37:41.88	33:43.03 78.10%
3 50151 Vrhunc, Matjaz	M53 Slovenia	38:34.55	34:30.14 76.32%
4 50160 Gaastra, Ross	M54 New Zealand	40:34.21	36:17.16 72.57%
5 50036 Smit, Martyn	M50 New Zealand	51:47.05	46:18.95 56.86%
-- 50048 Caie, John	M51 New Zealand	DNF	

## M55 10000 Metre

Name	Age Team	Finals	Age-Grading
1 55010 Graham, Bruce	M55 Australia	34:13.91	29:24.72 89.53%
2 55178 Riches, David	M59 Australia	35:58.35	30:54.46 85.20%
3 55141 Richards, Peter	M58 New Zealand	40:43.45	34:59.42 75.26%
4 55050 Punshon, Michael	M56 Australia	46:51.05	40:15.26 65.42%
5 55019 Lera Romero, Jose	M55 Argentina	48:30.77	41:40.94 63.18%
6 55166 Worsnop, Christoph	M59 Australia	48:52.34	41:59.47 62.71%

## M60 10000 Metre

Name	Age Team	Finals	Age-Grading
1 60006 Long, Allan	M60 Australia	36:19.35	29:55.79 87.98%
2 60011 Hart, Murray	M60 New Zealand	43:56.34	36:12.35 72.73%
3 60102 Mayer, Harald Fran	M63 Austria	44:19.21	36:31.19 72.11%
4 60007 Woodall, John Paul	M60 Australia	44:34.51	36:43.80 71.69%
5 60078 Parzanese, Franco	M62 Italy	46:22.25	38:12.58 68.92%
-- 60032 Abromaitis, Kestut	M60 Lithuania	DNF	

## M65 10000 Metre

Name	Age Team	Finals	Age-Grading
1 65133 LeRest, Jean Pierr	M69 French Polynesia	42:40.31	33:31.90 78.53%

## World Masters Games - 23/04/2017 to 29/04/2017

## Trusts Arena

## Results - Thursday Track - Age Grading: 5 Yr Indiv &amp; 5 yr Multi

## ...M65 10000 Metre

2	65126	Van Noten, Omer	M69	Belgium	43:08.49	33:54.04	77.68%
3	65038	Roganov, Boris	M65	Russia	43:47.34	34:24.57	76.53%
4	65081	Maskiell, Peter	M67	Australia	49:49.81	39:09.40	67.25%
5	65102	Mitchell, Edwin	M68	New Zealand	50:06.46	39:22.48	66.88%
6	65125	Farmer, Anthony	M69	New Zealand	52:10.56	41:00.00	64.23%
7	65084	Pierce, John	M68	United States of	53:00.62	41:39.34	63.22%
8	65046	Gluckman, Jonathan	M66	New Zealand	55:17.75	43:27.09	60.60%
9	65121	Swift, Gary	M69	New Zealand	1:05:21.72	51:21.69	51.27%

## M70 10000 Metre

Name	Age	Team	Finals	Age-Grading
1 70015	Costmeyer, Robbie	M70 Australia	44:29.27	33:00.07 79.80%
2 70056	Tuitebayev, Saltan	M71 Kazakhstan	45:59.66	34:07.12 77.18%
3 70043	Thakur, Prabhakar	M71 India	50:52.36	37:44.25 69.78%
4 70011	Sweetman, Richard	M70 New Zealand	51:34.38	38:15.42 68.83%
5 70023	McCrone, James	M70 New Zealand	53:04.44	39:22.22 66.89%

## M75 10000 Metre

Name	Age	Team	Finals	Age-Grading
1 75009	Joch, Frantisek	M75 Czech Republic	50:03.42	34:27.86 76.41%
2 75051	Wynn, Robert	M79 New Zealand	58:59.08	40:36.66 64.84%
3 75010	Eustace, Alan	M75 New Zealand	1:33:58.94	1:04:42.42 40.70%

## M80 10000 Metre

Name	Age	Team	Finals	Age-Grading
1 80002	Munoz Mora, Victor	M80 Colombia	58:10.84	36:10.26 72.80%

## M85 10000 Metre

Name	Age	Team	Finals	Age-Grading
1 85002	Ward, Graham	M85 New Zealand	1:32:32.72	49:39.04 53.04%



**World Masters - 23/04/2017 to 29/04/2017**

**AUT Mellinnium**

**Results - Combined Events**

**M35 Throws Pentathlon**

	Points	HT	SP	DT	JT	WT
----- M35 -----						
1 DeSomber, Nathan United States of America		42.06m	14.95m	39.69m	31.85m	14.02m
M38 Team Points: 10	3083	(567)	(820)	(670)	(331)	(695)

**World Masters - 23/04/2017 to 29/04/2017****AUT Mellinnium****Results - Combined Events****M40 Throws Pentathlon**

	Points	HT	SP	DT	JT	WT
----- M40 -----						
1 Fuhrmann, Wolfgang Germany		38.28m	11.29m	35.65m	48.58m	10.39m
M42 Team Points: 10	3009	(562)	(641)	(650)	(630)	(526)
2 Couper, David New Zealand		34.83m	10.33m	30.26m	46.59m	10.93m
M40 Team Points: 8	2761	(499)	(576)	(530)	(597)	(559)
3 Mullarvey, Michael Australia		34.77m	11.02m	26.60m	39.97m	10.12m
M44 Team Points: 6	2572	(498)	(623)	(450)	(492)	(509)
DNF Batchelor, Robert New Zealand		DNS	DNS	DNS	DNS	DNS
M44		(0)	(0)	(0)	(0)	(0)

## World Masters - 23/04/2017 to 29/04/2017

## AUT Mellinnium

## Results - Combined Events

## M45 Throws Pentathlon

	Points	HT	SP	DT	JT	WT
----- M45 -----						
1 Clarke, Malcolm New Zealand		37.33m	12.66m	39.40m	41.19m	12.01m
M45 Team Points: 10	3479	(615)	(803)	(818)	(563)	(680)
2 Sexton, David New Zealand		24.53m	8.29m	27.65m	31.71m	7.86m
M45 Team Points: 8	2178	(357)	(483)	(530)	(401)	(407)
3 Gassmann, Michael Germany		20.15m	9.05m	19.39m	23.99m	7.34m
M46 Team Points: 6	1791	(270)	(539)	(336)	(273)	(373)
DNF McMillan, David New Zealand		DNS	DNS	DNS	DNS	DNS
M46		(0)	(0)	(0)	(0)	(0)

## World Masters - 23/04/2017 to 29/04/2017

## AUT Mellinnium

## Results - Combined Events

## M50 Throws Pentathlon

	Points	HT	SP	DT	JT	WT
----- M50 -----						
1 van Rensburg, Pieter South Africa M52 Team Points: 10	3335	48.90m (809)	12.36m (758)	34.09m (560)	25.77m (322)	16.81m (886)
2 Stockill, Adrian New Zealand M51 Team Points: 8	3027	30.01m (441)	11.96m (729)	42.72m (739)	31.93m (431)	13.51m (687)
3 Otto, Rene New Zealand M50 Team Points: 6	2738	34.97m (536)	10.78m (645)	31.76m (513)	26.77m (340)	13.78m (704)
4 Gribkov, Dmitry Russia M50 Team Points: 5	2246	25.16m (348)	10.64m (635)	29.63m (470)	29.92m (395)	8.61m (398)
5 Donval, Lubomir Slovakia M50 Team Points: 4	2132	23.45m (316)	11.92m (727)	27.61m (429)	44.65m (660)	FOUL (0)
6 Takurua, Richard New Zealand M51 Team Points: 3	2032	38.28m (601)	10.61m (633)	31.11m (500)	24.34m (298)	FOUL (0)
DNF Ols, Joseph United States of America M53		DNS (0)	DNS (0)	DNS (0)	DNS (0)	DNS (0)
DNF Inivale, Laini New Zealand M50		DNS (0)	DNS (0)	DNS (0)	DNS (0)	DNS (0)
DNF Baranzke, Martin Germany M53		DNS (0)	DNS (0)	DNS (0)	DNS (0)	DNS (0)
DNF Free, Murray New Zealand M53		DNS (0)	DNS (0)	DNS (0)	DNS (0)	DNS (0)

## World Masters - 23/04/2017 to 29/04/2017

## AUT Mellinnium

## Results - Combined Events

## M55 Throws Pentathlon

	Points	HT	SP	DT	JT	WT
----- M55 -----						
1 Dupuis, Arbaud France M55 Team Points: 10	3892	42.10m (765)	12.60m (851)	41.89m (798)	40.44m (649)	14.82m (829)
2 Cook, Bruce United States of America M55 Team Points: 8	3771	38.24m (681)	13.42m (916)	42.93m (822)	33.00m (503)	15.13m (849)
3 Cumming, Mark New Zealand M55 Team Points: 6	3649	52.59m (996)	10.26m (669)	29.85m (527)	24.66m (342)	19.23m (1115)
4 Kichenbrand, Stephen South Africa M59 Team Points: 5	3545	30.85m (521)	10.73m (706)	35.96m (663)	50.39m (850)	14.45m (805)
5 Flaus, Mark New Zealand M58 Team Points: 4	3016	32.10m (548)	11.48m (764)	32.42m (584)	28.98m (424)	12.76m (696)
6 Wrzuszczyk, Peter Australia M56 Team Points: 3	2814	36.27m (638)	9.42m (604)	28.12m (488)	27.67m (399)	12.58m (685)
7 Lindeburg, Nathan United States of America M57 Team Points: 2	2493	28.20m (464)	8.22m (512)	35.56m (654)	19.68m (248)	11.50m (615)
DNF Runnels, Michael Australia M56		DNS (0)	DNS (0)	DNS (0)	DNS (0)	DNS (0)
DNF Medvedev, Alexandr Russia M58		DNS (0)	DNS (0)	DNS (0)	DNS (0)	DNS (0)
DNF Tait, Neil New Zealand M55		DNS (0)	DNS (0)	DNS (0)	DNS (0)	DNS (0)

## World Masters - 23/04/2017 to 29/04/2017

## AUT Mellinnium

## Results - Combined Events

## M60 Throws Pentathlon

	Points	HT	SP	DT	JT	WT
----- M60 -----						
1 Cherevatckii, Aleksandr Russia M61 Team Points: 10	3929	36.76m (645)	13.61m (912)	44.71m (819)	44.86m (790)	14.86m (763)
2 Dirkin, Guy United States of America M64 Team Points: 8	3583	39.53m (705)	10.41m (667)	47.84m (888)	25.43m (384)	17.80m (939)
3 Hanbury-Brown, Robert Australia M60 Team Points: 6	3427	37.39m (658)	10.68m (687)	38.28m (678)	36.56m (614)	15.32m (790)
4 Pearson, William Canada M64 Team Points: 5	2809	29.23m (483)	11.34m (738)	33.80m (582)	27.05m (417)	11.94m (589)
5 Barnard, Johannes Adriaan New Zealand M60 Team Points: 4	2587	34.25m (591)	8.91m (553)	28.10m (462)	19.43m (264)	14.09m (717)
DNF Thiravia-Nadar, Subramani India M60		DNS (0)	DNS (0)	DNS (0)	DNS (0)	DNS (0)
DNF Watson, Richard United States of America M64		DNS (0)	DNS (0)	DNS (0)	DNS (0)	DNS (0)

## World Masters - 23/04/2017 to 29/04/2017

## AUT Mellinnium

## Results - Combined Events

## M65 Throws Pentathlon

	Points	HT	SP	DT	JT	WT
----- M65 -----						
1 Talpsepp, Lembit Estonia		39.37m	12.09m	41.13m	39.32m	14.38m
M66 Team Points: 10	4062	(804)	(879)	(826)	(759)	(794)
2 Gryc, Milos Czech Republic		38.68m	10.37m	44.49m	25.68m	16.38m
M67 Team Points: 8	3796	(787)	(735)	(907)	(444)	(923)
3 Kuhndel, Walter Gunther Germany		31.32m	10.20m	40.07m	44.79m	12.50m
M65 Team Points: 6	3692	(609)	(720)	(800)	(889)	(674)
4 Banens, Robert Australia		33.05m	10.10m	34.59m	32.72m	11.61m
M68 Team Points: 5	3256	(651)	(712)	(670)	(605)	(618)
5 Delamere, Tuariki New Zealand		31.80m	10.82m	34.41m	30.08m	11.54m
M65 Team Points: 4	3215	(620)	(772)	(665)	(544)	(614)
6 Laughton, George New Zealand		30.92m	9.19m	33.04m	21.23m	11.94m
M65 Team Points: 3	2852	(599)	(637)	(633)	(344)	(639)
7 Rowlands, Phillip Australia		28.65m	8.67m	23.65m	24.14m	10.72m
M69 Team Points: 2	2526	(545)	(594)	(416)	(409)	(562)
8 Powell, Mark New Zealand		20.38m	6.89m	25.44m	19.50m	9.94m
M68 Team Points: 1	2072	(348)	(448)	(457)	(306)	(513)

## World Masters - 23/04/2017 to 29/04/2017

## AUT Mellinnium

## Results - Combined Events

## M70 Throws Pentathlon

	Points	HT	SP	DT	JT	WT
----- M70 -----						
1 Green, Raymond Australia		32.86m	10.73m	36.08m	24.16m	13.62m
M72 Team Points: 10	3357	(639)	(712)	(790)	(451)	(765)
2 Volkheimer, Klaus Germany		35.09m	10.07m	28.19m	24.63m	13.04m
M72 Team Points: 8	3127	(692)	(661)	(584)	(462)	(728)
3 Reynolds, John Australia		30.43m	8.21m	27.36m	17.22m	12.76m
M72 Team Points: 6	2653	(581)	(516)	(563)	(284)	(709)
4 Payne, Alexander New Zealand		20.21m	7.11m	17.82m	12.50m	8.30m
M70 Team Points: 5	1693	(340)	(432)	(324)	(175)	(422)
DNF Haxlewood, Michael Sweden		DNS	DNS	DNS	DNS	DNS
M71		(0)	(0)	(0)	(0)	(0)
DNF Toyama, Osamu Japan		DNS	DNS	DNS	DNS	DNS
M72		(0)	(0)	(0)	(0)	(0)
DNF McCready, Graham Edward New Zealand		DNS	DNS	DNS	DNS	DNS
M72		(0)	(0)	(0)	(0)	(0)



## World Masters - 23/04/2017 to 29/04/2017

## AUT Mellinnium

## Results - Combined Events

## M75 Throws Pentathlon

	Points	HT	SP	DT	JT	WT
----- M75 -----						
1 Yamada, Hiroshi Japan		42.27m	10.80m	24.35m	25.00m	15.48m
M75 Team Points: 10	3877	(1005)	(796)	(561)	(549)	(966)
-----						
2 Senior, Brian New Zealand		34.80m	9.53m	29.11m	26.29m	14.42m
M77 Team Points: 8	3662	(799)	(687)	(700)	(585)	(891)
-----						
3 Ryan, Terrance New Zealand		18.51m	6.78m	15.70m	14.62m	6.72m
M78 Team Points: 6	1754	(359)	(454)	(319)	(267)	(355)
-----						

## World Masters - 23/04/2017 to 29/04/2017

## AUT Mellinnium

## Results - Combined Events

## M80 Throws Pentathlon

	Points	HT	SP	DT	JT	WT
----- M80 -----						
1 Panayotov, Petar Bulgaria		30.08m	10.51m	25.82m	22.30m	11.55m
M82 Team Points: 10	3611	(778)	(840)	(715)	(540)	(738)
-----						
2 Miller, Donald United States of America		27.87m	9.28m	23.41m	27.34m	11.54m
M80 Team Points: 8	3504	(709)	(726)	(634)	(697)	(738)
-----						
3 Johnson, Ronald New Zealand		22.05m	8.43m	20.88m	24.46m	10.08m
M84 Team Points: 6	2965	(531)	(648)	(550)	(607)	(629)
-----						

**World Masters - 23/04/2017 to 29/04/2017****AUT Mellinnium****Results - Combined Events****M85 Throws Pentathlon**

	Points	HT	SP	DT	JT	WT
----- M85 -----						
1 Blair, James New Zealand		19.16m	6.67m	16.18m	19.56m	7.91m
M85 Team Points: 10	2695	(554)	(560)	(495)	(554)	(532)
-----						
2 Monda, Douglas Canada		18.33m	5.46m	12.08m	11.15m	7.01m
M87 Team Points: 8	2020	(524)	(438)	(339)	(260)	(459)
-----						



SUMMARY 10KM

CATEGORIES

GENDERS





NAME / BIB#: 

RESET

English ▾

**WORLD MASTERS GAMES - ATHLETICS ROAD HALF MARATHON AND 10KM**20° 11° 88 SE  
9 kph

POS	NAME (#)	TIME	REPR COUNTRY	CATEG (POS)	GENDER (POS)
1	<a href="#">DONAL JAMES SHEEHY</a> (1106)	00:33:16	IRL	35-39 (1)	Male (1)
2	<a href="#">NICHOLAS DAVID MOORE</a> (1219)	00:34:01	NZL	40-44 (1)	Male (2)
3	<a href="#">ABDERRAZAK ZBAIRI</a> (1104)	00:34:21	FRA	35-39 (2)	Male (3)
4	<a href="#">ALLAN STAITE</a> (1207)	00:34:37	NZL	40-44 (2)	Male (4)
5	<a href="#">SIMON YARROW</a> (1316)	00:35:03	NZL	45-49 (1)	Male (5)
6	<a href="#">PETER STEVENS</a> (1419)	00:35:16	NZL	50-54 (1)	Male (6)
7	<a href="#">GENE RAND</a> (1226)	00:35:24	NZL	40-44 (3)	Male (7)
8	<a href="#">JOHN BEALE</a> (1201)	00:35:24	NZL	40-44 (4)	Male (8)
9	<a href="#">DAVID RICHES</a> (1514)	00:35:28	AUS	55-59 (1)	Male (9)
10	<a href="#">JASON KEANE</a> (1306)	00:35:30	AUS	45-49 (2)	Male (10)
11	<a href="#">STEPHEN WENZLICK</a> (1411)	00:35:53	NZL	50-54 (2)	Male (11)
12	<a href="#">CALEB PEARSON</a> (1001)	00:35:56	NZL	30-34 (1)	Male (12)
13	<a href="#">ANIEL SMITH</a> (1008)	00:36:43	NZL	30-34 (2)	Male (13)
14	<a href="#">ENZO DARIO GAUNA</a> (1220)	00:36:46	ARG	40-44 (5)	Male (14)
15	<a href="#">SALLY GIBBS</a> (2426)	00:36:47	NZL	50-54 (1)	Female (1)
16	<a href="#">BRUCE DUNCAN</a> (1405)	00:37:27	NZL	50-54 (3)	Male (15)
17	<a href="#">ANTONY WARREN</a> (1431)	00:37:28	NZL	50-54 (4)	Male (16)
18	<a href="#">MICHAEL HALE</a> (1107)	00:37:43	NZL	35-39 (3)	Male (17)
19	<a href="#">DAVID CREAMER</a> (1430)	00:37:51	NZL	50-54 (5)	Male (18)
20	<a href="#">DAMIAN SHIRLEY</a> (1313)	00:37:54	NZL	45-49 (3)	Male (19)
21	<a href="#">GRANT CLIFTON</a> (1315)	00:37:58	NZL	45-49 (4)	Male (20)
22	<a href="#">GARY HOUNSELL</a> (1412)	00:38:00	NZL	50-54 (6)	Male (21)
23	<a href="#">NEIL MILLAR</a> (1211)	00:38:23	NZL	40-44 (6)	Male (22)
24	<a href="#">MASAO SONO</a> (1625)	00:38:28	JPN	60-64 (1)	Male (23)
25	<a href="#">JEAN-CHRISTOPHE COMTE</a> (1307)	00:38:29	FRA	45-49 (5)	Male (24)
26	<a href="#">MILES SUTHERLAND</a> (1311)	00:38:35	NZL	45-49 (6)	Male (25)
27	<a href="#">ADRIANNE FRANCES MCKENZIE</a> (15)	00:38:40	NZL	40-44 (1)	Female (2)
28	<a href="#">SCOTT BUTLAND</a> (1103)	00:38:45	NZL	35-39 (4)	Male (26)
29	<a href="#">LOUISA ABRAM</a> (2503)	00:38:46	AUS	55-59 (1)	Female (3)
30	<a href="#">GAVIN UPTON</a> (1304)	00:38:57	NZL	45-49 (7)	Male (27)
31	<a href="#">JIANPING XU</a> (1409)	00:39:00	CAN	50-54 (7)	Male (28)
32	<a href="#">RAFAEL LOPEZ</a> (1004)	00:39:04	CAN	30-34 (3)	Male (29)
33	<a href="#">MAREK LUTS</a> (1301)	00:39:22	EST	45-49 (8)	Male (30)
34	<a href="#">SANDRINE BENZ</a> (2007)	00:39:27	SUI	30-34 (1)	Female (4)
35	<a href="#">MARK LEWIS EDWARDS</a> (1308)	00:39:39	NZL	45-49 (9)	Male (31)
36	<a href="#">PETER MULLIN</a> (22)	00:39:51		65-69 (1)	Male (32)
37	<a href="#">DALIBOR VRHOVAC</a> (1203)	00:39:57		40-44 (7)	Male (33)
38	<a href="#">DEBORAH PLUMMER</a> (2214)	00:40:03	NZL	40-44 (2)	Female (5)
39	<a href="#">CSABA DR. BOGNÁR</a> (1105)	00:40:05	HUN	35-39 (5)	Male (34)
40	<a href="#">DAVID METCALFE</a> (1205)	00:40:10	NZL	40-44 (8)	Male (35)
41	<a href="#">PAUL MARTIN BERRY</a> (1703)	00:40:10	NZL	65-69 (2)	Male (36)
42	<a href="#">ALF G+ÅRAN M+ÑNSSON</a> (1506)	00:40:10	SWE	55-59 (2)	Male (37)
43	<a href="#">ANDREW PIRIE</a> (1510)	00:40:23	NZL	55-59 (3)	Male (38)
44	<a href="#">CARLY GRAHAM</a> (2202)	00:40:26	NZL	40-44 (3)	Female (6)
45	<a href="#">JONATHAN REED</a> (1214)	00:40:31	NZL	40-44 (9)	Male (39)
46	<a href="#">MURRAY HART</a> (1608)	00:41:03	NZL	60-64 (2)	Male (40)

<b>POS</b>	<b>NAME (#)</b>	<b>TIME</b>	<b>REPR COUNTRY</b>	<b>CATEG (POS)</b>	<b>GENDER (POS)</b>
47	<a href="#">MARK COCHRANE</a> (1406)	00:41:05	NZL   	50-54 (8)	Male (41)
48	<a href="#">STEVEN FAIRLEY</a> (1613)	00:41:09	NZL   	60-64 (3)	Male (42)
49	<a href="#">JOHN MILLAR</a> (1314)	00:41:13	NZL   	45-49 (10)	Male (43)
50	<a href="#">ALAN MCINTYRE</a> (1618)	00:41:15	NZL   	60-64 (4)	Male (44)

Page  of 8



SUMMARY 10KM

CATEGORIES

GENDERS

NAME / BIB#:







RESET

English ▼

**WORLD MASTERS GAMES - ATHLETICS ROAD HALF MARATHON AND 10KM**

20° 11° 88 SE  
9 kph

POS	NAME (#)	TIME	REPR COUNTRY	CATEG (POS)	GENDER (POS)
51	<a href="#">ROBIN PINNER</a> (1432)	00:41:20	NZL	50-54 (9)	Male (45)
52	<a href="#">ROGER SPICE</a> (1513)	00:41:28	NZL	55-59 (4)	Male (46)
53	<a href="#">ROGER SANDERSON</a> (1322)	00:41:37	NZL	45-49 (11)	Male (47)
54	<a href="#">EVAN ATKINSON</a> (1120)	00:41:44	NZL	35-39 (6)	Male (48)
55	<a href="#">JEFFERSON BEDER</a> (1502)	00:41:48	AUS	55-59 (5)	Male (49)
56	<a href="#">PATRICK CAND+@</a> (1603)	00:41:50	FRP	60-64 (5)	Male (50)
57	<a href="#">DAVID MOORMAN</a> (1511)	00:41:53	NZL	55-59 (6)	Male (51)
58	<a href="#">ANDREW HARGRAVE</a> (1312)	00:41:55	NZL	45-49 (12)	Male (52)
59	<a href="#">CHUN KAI CHANG</a> (1112)	00:41:56	NZL	35-39 (7)	Male (53)
60	<a href="#">JEFFREY CLARK</a> (1622)	00:42:00		60-64 (6)	Male (54)
61	<a href="#">RICHARD POOLE</a> (1216)	00:42:03	NZL	40-44 (10)	Male (55)
62	<a href="#">TERRY SMITH</a> (1522)	00:42:25	CAN	55-59 (7)	Male (56)
63	<a href="#">PAUL CHRISTOPHER TURNER</a> (1528)	00:42:30	ENG	55-59 (8)	Male (57)
64	<a href="#">GRAHAM DURANT</a> (1614)	00:42:37	AUS	60-64 (7)	Male (58)
65	<a href="#">VLADIMIR SPORYKHIN</a> (1714)	00:42:52	RUS	65-69 (3)	Male (59)
66	<a href="#">MATIAS BERASATEGUI</a> (11)	00:42:52		30-34 (4)	Male (60)
67	<a href="#">LEIGH BROWELL</a> (1222)	00:43:00	AUS	40-44 (11)	Male (61)
68	<a href="#">JEREMY THEW</a> (1009)	00:43:05	NZL	30-34 (5)	Male (62)
69	<a href="#">WILFREDO VERAR</a> (1108)	00:43:08	NZL	35-39 (8)	Male (63)
70	<a href="#">CHRISTINE ADAMSON</a> (2607)	00:43:10	NZL	60-64 (1)	Female (7)
71	<a href="#">MATTHEW CUTLER-WELSH</a> (1202)	00:43:13	NZL	40-44 (12)	Male (64)
72	<a href="#">KENNETH STOW</a> (1435)	00:43:14	NZL	50-54 (10)	Male (65)
73	<a href="#">KERRY ASH</a> (2306)	00:43:16	NZL	45-49 (1)	Female (8)
74	<a href="#">KATHRYN O'REGAN</a> (2315)	00:43:28	NZL	45-49 (2)	Female (9)
75	<a href="#">ROLANDAS SMERGELIS</a> (1416)	00:43:34	LTH	50-54 (11)	Male (66)
76	<a href="#">AMBER WILLIAMS</a> (2102)	00:43:43	NZL	35-39 (1)	Female (10)
77	<a href="#">BRENDAN WENKE</a> (1503)	00:43:48	AUS	55-59 (9)	Male (67)
78	<a href="#">CHRISTOPHER SPEIGHT</a> (1204)	00:43:52	AUS	40-44 (13)	Male (68)
79	<a href="#">ANDREW GREEN</a> (1519)	00:44:01	AUS	55-59 (10)	Male (69)
80	<a href="#">GERARD TUCKERMAN</a> (1305)	00:44:05	AUS	45-49 (13)	Male (70)
81	<a href="#">SCOTT BURRIDGE</a> (1523)	00:44:11	NZL	55-59 (11)	Male (71)
82	<a href="#">JANICE MCCAFFREY</a> (27)	00:44:20	CAN	55-59 (2)	Female (11)
83	<a href="#">STEFAN MAZUR</a> (1317)	00:44:27	AUS	45-49 (14)	Male (72)
84	<a href="#">SIMON FORDYCE</a> (1610)	00:44:30	NZL	60-64 (8)	Male (73)
85	<a href="#">MICHAEL PUNSHON</a> (1501)	00:44:33	AUS	55-59 (12)	Male (74)
86	<a href="#">OMER VAN NOTEN</a> (1728)	00:44:34	BEL	65-69 (4)	Male (75)
87	<a href="#">JULIE WILSON</a> (2518)	00:44:43	NZL	55-59 (3)	Female (12)
88	<a href="#">MICHAEL WHITING</a> (1617)	00:44:45	CAN	60-64 (9)	Male (76)
89	<a href="#">JACQUELYN WRIGHT</a> (2319)	00:44:48	AUS	45-49 (3)	Female (13)
90	<a href="#">MARK ROWELL VERAR</a> (1002)	00:44:52	NZL	30-34 (6)	Male (77)
91	<a href="#">SERGEI MURASHEV</a> (1726)	00:44:58	RUS	65-69 (5)	Male (78)
92	<a href="#">CHARLOTTE GORHAM</a> (2309)	00:44:58	AUS	45-49 (4)	Female (14)
93	<a href="#">DAVID RIDDELL</a> (1627)	00:45:13	NZL	60-64 (10)	Male (79)
94	<a href="#">BRYAN BATES</a> (1611)	00:45:16	NZL	60-64 (11)	Male (80)
95	<a href="#">SHARLENE RYAN</a> (2614)	00:45:19	NZL	60-64 (2)	Female (15)
96	<a href="#">PENELOPE NEWBIGIN</a> (2326)	00:45:20	NZL	45-49 (5)	Female (16)

<b>POS</b>	<b>NAME (#)</b>	<b>TIME</b>	<b>REPR COUNTRY</b>	<b>CATEG (POS)</b>	<b>GENDER (POS)</b>
97	<a href="#">ANNA AKERS</a> (2005)	00:45:28	NZL   	30-34 (2)	Female (17)
98	<a href="#">PEEP KUBBER</a> (1422)	00:45:35	EST   	50-54 (12)	Male (81)
99	<a href="#">MIKA KAWAI</a> (2320)	00:45:46	JPN   	45-49 (6)	Female (18)
100	<a href="#">RICHARD HANCY</a> (1310)	00:45:49	NZL   	45-49 (15)	Male (82)



SUMMARY 10KM

CATEGORIES

GENDERS

NAME / BIB#: 

RESET





English ▼

## WORLD MASTERS GAMES - ATHLETICS ROAD HALF MARATHON AND 10KM

20° 11° 88 SE  
9 kph

POS	NAME (#)	TIME	REPR COUNTRY	CATEG (POS)	GENDER (POS)
101	<a href="#">JOHN BRUGH</a> (1815)	00:46:01	NZL	70-74 (1)	Male (83)
102	<a href="#">DAVID BORCOVSKY</a> (1212)	00:46:01	NZL	40-44 (14)	Male (84)
103	<a href="#">DELILAH TOPIC</a> (2103)	00:46:08	CAN	35-39 (2)	Female (19)
104	<a href="#">GERARD DOOLIN</a> (1434)	00:46:16	NZL	50-54 (13)	Male (85)
105	<a href="#">SANDRA SANSONNENS</a> (2104)	00:46:23	SUI	35-39 (3)	Female (20)
106	<a href="#">CHRISTOPHER MILNE</a> (1607)	00:46:35	NZL	60-64 (12)	Male (86)
107	<a href="#">ELIZABETH EADE</a> (2101)	00:46:38	NZL	35-39 (4)	Female (21)
108	<a href="#">HAYLEY TAIT GOSNEY</a> (2108)	00:46:44	NZL	35-39 (5)	Female (22)
109	<a href="#">DAVID GREEN</a> (1606)	00:46:48	NZL	60-64 (13)	Male (87)
110	<a href="#">CHRISTOPHER VERNON</a> (1529)	00:46:49	NZL	55-59 (13)	Male (88)
111	<a href="#">CHRIS ALLAN</a> (47)	00:47:01	NZL	45-49 (16)	Male (89)
112	<a href="#">VLADIMIR MALYKH</a> (1808)	00:47:02		70-74 (2)	Male (90)
113	<a href="#">EDDY HIU WA CHENG</a> (1116)	00:47:09	NZL	35-39 (9)	Male (91)
114	<a href="#">GRAHAM BATCHELOR</a> (1731)	00:47:23	NZL	65-69 (6)	Male (92)
115	<a href="#">ELIZABETH KINGSFORD</a> (3)	00:47:25	NZL	40-44 (4)	Female (23)
116	<a href="#">KATRIN ANNELIE WETZEL</a> (2001)	00:47:31	GER	30-34 (3)	Female (24)
117	<a href="#">HEATHER COLLINS</a> (2528)	00:47:43	CAN	55-59 (4)	Female (25)
118	<a href="#">ROBERT GUNN</a> (1708)	00:47:44	AUS	65-69 (7)	Male (93)
119	<a href="#">PETER CORDES</a> (8)	00:47:52	NZL	45-49 (17)	Male (94)
120	<a href="#">GAYLE CLARK</a> (2322)	00:47:53	NZL	45-49 (7)	Female (26)
121	<a href="#">KATHERINE GILLESPIE</a> (2110)	00:47:53	NZL	35-39 (6)	Female (27)
122	<a href="#">JUDITH STEWART</a> (2715)	00:47:57	NZL	65-69 (1)	Female (28)
123	<a href="#">"DOMINIQUE, GERMAINE, LUCIENNE" MEUNIER</a> (2530)	00:48:06	FRP	55-59 (5)	Female (29)
124	<a href="#">MIKHAIL SINEIKO</a> (1859)	00:48:08		75-79 (1)	Male (95)
125	<a href="#">ALEXEI DRUMMOND</a> (1210)	00:48:11	NZL	40-44 (15)	Male (96)
126	<a href="#">GABY RANG</a> (2301)	00:48:12	GER	45-49 (8)	Female (30)
127	<a href="#">ANDREAS DE GRAAF</a> (1413)	00:48:13	NZL	50-54 (14)	Male (97)
128	<a href="#">SUE MELTZER</a> (2616)	00:48:21	NZL	60-64 (3)	Female (31)
129	<a href="#">PAUL MATTHEWS</a> (1524)	00:48:23	NZL	55-59 (14)	Male (98)
130	<a href="#">CHARLES WORRINGHAM</a> (1615)	00:48:26	AUS	60-64 (14)	Male (99)
131	<a href="#">MEGAN LADE</a> (2610)	00:48:28	AUS	60-64 (4)	Female (32)
132	<a href="#">LINDSAY PLANK</a> (1725)	00:48:33	NZL	65-69 (8)	Male (100)
133	<a href="#">PETER MASKIELL</a> (1707)	00:48:43	AUS	65-69 (9)	Male (101)
134	<a href="#">WILHELMUS VAN DER STEEN</a> (1225)	00:48:45	NZL	40-44 (16)	Male (102)
135	<a href="#">SHUBHANGI AMIT JADHAV</a> (2105)	00:48:47	IND	35-39 (7)	Female (33)
136	<a href="#">ANNE FYFE</a> (2611)	00:48:56	AUS	60-64 (5)	Female (34)
137	<a href="#">VICKI FLEMMING</a> (5)	00:49:09		45-49 (9)	Female (35)
138	<a href="#">KAREN MATTHEWS</a> (2524)	00:49:22	NZL	55-59 (6)	Female (36)
139	<a href="#">PHILLIP SCHMIDT</a> (1429)	00:49:24	NZL	50-54 (15)	Male (103)
140	<a href="#">CVETKO SUBAN</a> (1721)	00:49:29	AUS	65-69 (10)	Male (104)
141	<a href="#">PETER RUYGROK</a> (1612)	00:49:34	NZL	60-64 (15)	Male (105)
142	<a href="#">MICHAEL HALE</a> (1730)	00:49:46	NZL	65-69 (11)	Male (106)
143	<a href="#">JOHN WALTON</a> (1727)	00:49:57	AUS	65-69 (12)	Male (107)
144	<a href="#">JESSICA LAMER</a> (2325)	00:50:04	CAN	45-49 (10)	Female (37)
145	<a href="#">JILL HALL</a> (2420)	00:50:10	NZL	50-54 (2)	Female (38)
146	<a href="#">MARTYN TUFFIN</a> (1206)	00:50:20	NZL	40-44 (17)	Male (108)



<i>POS</i>	<i>NAME (#)</i>	<i>TIME</i>	<i>REPR</i> <i>COUNTRY</i>	<i>CATEG (POS)</i>	<i>GENDER (POS)</i>
147	<a href="#">NICHOLAS HALL</a> (1512)	00:50:22	NZL   	55-59 (15)	Male (109)
148	<a href="#">SARAH DE ZWART</a> (2215)	00:50:34	NZL   	40-44 (5)	Female (39)
149	<a href="#">JOAN DUNCAN</a> (2410)	00:50:37	CAN   	50-54 (3)	Female (40)
150	<a href="#">COLIN FEARON</a> (1736)	00:50:42	NZL   	65-69 (13)	Male (110)



SUMMARY 10KM

CATEGORIES

GENDERS

NAME / BIB#:







RESET

English ▾

**WORLD MASTERS GAMES - ATHLETICS ROAD HALF MARATHON AND 10KM**

20° 11° 88 SE  
9 kph

POS	NAME (#)	TIME	REPR COUNTRY	CATEG (POS)	GENDER (POS)
151	<a href="#">GILLIAN WALKER</a> (2000)	00:50:47	NZL	50+ Para-Sport (1)	Female (41)
152	<a href="#">GLEN O'LEARY</a> (1507)	00:50:48	AUS	55-59 (16)	Male (111)
153	<a href="#">FULVIO FAZZI</a> (1716)	00:50:53	ITA	65-69 (14)	Male (112)
154	<a href="#">KIN YU CHAN</a> (1110)	00:50:56	NZL	35-39 (10)	Male (113)
155	<a href="#">ANTHONY JOHNS</a> (1323)	00:51:08	NZL	45-49 (18)	Male (114)
156	<a href="#">PAUL KYNE</a> (19)	00:51:09	NZL	50-54 (16)	Male (115)
157	<a href="#">ENRIQUE SANCHEZ</a> (1421)	00:51:12	CAN	50-54 (17)	Male (116)
158	<a href="#">RICHARD SWEETMAN</a> (1805)	00:51:15	NZL	70-74 (3)	Male (117)
159	<a href="#">KIM MORLEY</a> (2413)	00:51:18	NZL	50-54 (4)	Female (42)
160	<a href="#">RICHARD PARFITT</a> (1704)	00:51:20	NZL	65-69 (15)	Male (118)
161	<a href="#">CHRISTINE MANLEY</a> (2505)	00:51:20	NZL	55-59 (7)	Female (43)
162	<a href="#">SUSAN HYATT</a> (2323)	00:51:27	NZL	45-49 (11)	Female (44)
163	<a href="#">NADIA STREBEL</a> (2308)	00:51:39	SUI	45-49 (12)	Female (45)
164	<a href="#">YVONNE SQUIRES</a> (2529)	00:51:44	CAN	55-59 (8)	Female (46)
165	<a href="#">CLIVE RICHARDS</a> (1861)	00:51:57	NZL	75-79 (2)	Male (119)
166	<a href="#">NEVILLE GRAHAM</a> (1609)	00:52:19	NZL	60-64 (16)	Male (120)
167	<a href="#">ROELOF DU PLESSIS</a> (1402)	00:52:20	NZL	50-54 (18)	Male (121)
168	<a href="#">HELEN WARD</a> (2513)	00:52:22	NZL	55-59 (9)	Female (47)
169	<a href="#">CHRISTOPHER YEE</a> (1003)	00:52:29	NZL	30-34 (7)	Male (122)
170	<a href="#">JOY BAKER</a> (2701)	00:52:49	NZL	65-69 (2)	Female (48)
171	<a href="#">MELANIE NUTBEAM</a> (2609)	00:52:51		60-64 (6)	Female (49)
172	<a href="#">JONATHAN GLUCKMAN</a> (1717)	00:52:54	NZL	65-69 (16)	Male (123)
173	<a href="#">KENNETH SAUNDERS</a> (1623)	00:53:01	AUS	60-64 (17)	Male (124)
174	<a href="#">ANGELA FAY WARD</a> (2417)	00:53:05	NZL	50-54 (5)	Female (50)
175	<a href="#">RUSSELL AUSTIN</a> (1408)	00:53:05	AUS	50-54 (19)	Male (125)
176	<a href="#">SURESH RAMANBHAI PATEL</a> (2310)	00:53:10	IND	45-49 (13)	Female (51)
177	<a href="#">IAN WRIGHT</a> (1531)	00:53:18	NZL	55-59 (17)	Male (126)
178	<a href="#">SARAH EDMONDS</a> (2523)	00:53:21	NZL	55-59 (10)	Female (52)
179	<a href="#">CAREY PEARCE</a> (1706)	00:53:23	NZL	65-69 (17)	Male (127)
180	<a href="#">JIMMY PEARCE</a> (1515)	00:53:32	CAN	55-59 (18)	Male (128)
181	<a href="#">PRITHIPAL CHAHAL</a> (1302)	00:53:39	IND	45-49 (19)	Male (129)
182	<a href="#">KATHLEEN EDGE</a> (2217)	00:53:46	NZL	40-44 (6)	Female (53)
183	<a href="#">JULIE HELEAN</a> (2606)	00:53:53	NZL	60-64 (7)	Female (54)
184	<a href="#">SUZANNE COLEMAN PRICE</a> (2303)	00:53:55	NZL	45-49 (14)	Female (55)
185	<a href="#">VERONICA STUART</a> (2307)	00:53:57	NZL	45-49 (15)	Female (56)
186	<a href="#">IULIJA BONDARENKO</a> (2003)	00:53:58	NZL	30-34 (4)	Female (57)
187	<a href="#">SHARON STEVENS</a> (2106)	00:53:59	NZL	35-39 (8)	Female (58)
188	<a href="#">ULLA MARIA KRISTINA ENGELBY</a> (2617)	00:54:14	SWE	60-64 (8)	Female (59)
189	<a href="#">YVONNE MARIE LEFORT</a> (2506)	00:54:43	NZL	55-59 (11)	Female (60)
190	<a href="#">KAREN PURDIE</a> (4)	00:54:44	NZL	45-49 (16)	Female (61)
191	<a href="#">TERESA GRIMMETT</a> (2521)	00:55:05	NZL	55-59 (12)	Female (62)
192	<a href="#">CLAIRE ASTLE</a> (2216)	00:55:10		40-44 (7)	Female (63)
193	<a href="#">HAZEL MAIN</a> (2407)	00:55:42	NZL	50-54 (6)	Female (64)
194	<a href="#">ROSEMARY FULLER</a> (2412)	00:55:42	NZL	50-54 (7)	Female (65)
195	<a href="#">JACK LITTLETON</a> (1629)	00:55:44	CAN	60-64 (18)	Male (130)
196	<a href="#">CHRISTOPHER NELSON</a> (1530)	00:55:50	NZL	55-59 (19)	Male (131)

<b>POS</b>	<b>NAME (#)</b>	<b>TIME</b>	<b>REPR COUNTRY</b>	<b>CATEG (POS)</b>	<b>GENDER (POS)</b>
197	<a href="#">ELLENA BUTCHER</a> (2411)	00:56:04	NZL   	50-54 (8)	Female (66)
198	<a href="#">KELLY ARMITAGE</a> (2004)	00:56:05	NZL   	30-34 (5)	Female (67)
199	<a href="#">BEVERLEY FALKNER</a> (2709)	00:56:08	NZL   	65-69 (3)	Female (68)
200	<a href="#">ATHOL (TINKS) POTTERILL</a> (1732)	00:56:16	NZL   	65-69 (18)	Male (132)



SUMMARY 10KM

CATEGORIES

GENDERS





NAME / BIB#: 

RESET

English ▾

**WORLD MASTERS GAMES - ATHLETICS ROAD HALF MARATHON AND 10KM**20° 11° 88 SE  
9 kph

POS	NAME (#)	TIME	REPR COUNTRY	CATEG (POS)	GENDER (POS)
201	<a href="#">EVELYN KING</a> (2706)	00:56:20	NZL	65-69 (4)	Female (69)
202	<a href="#">ROBERT WALLACE</a> (1854)	00:56:23	NZL	75-79 (3)	Male (133)
203	<a href="#">SANJAY MORE</a> (1320)	00:56:34	NZL	45-49 (20)	Male (134)
204	<a href="#">SHONA FRASER</a> (2429)	00:56:40	NZL	50-54 (9)	Female (70)
205	<a href="#">JEREMY MATHERS</a> (1809)	00:56:43	RSA	70-74 (4)	Male (135)
206	<a href="#">ISOBEL WILLIAMSON</a> (2714)	00:56:50		65-69 (5)	Female (71)
207	<a href="#">MICHAEL ALFRED JOSHUA STOWERS</a> (1403)	00:57:17	NZL	50-54 (20)	Male (136)
208	<a href="#">ATSUJI ADACHI</a> (1802)	00:57:24	JPN	70-74 (5)	Male (137)
209	<a href="#">BRENDA DION</a> (2601)	00:57:32	CAN	60-64 (9)	Female (72)
210	<a href="#">BRYAN CRAVEN</a> (1616)	00:57:33	CAN	60-64 (19)	Male (138)
211	<a href="#">TRUDY WRIGHT</a> (2512)	00:57:53	NZL	55-59 (13)	Female (73)
212	<a href="#">HANNES REINOLA</a> (1410)	00:58:08	EST	50-54 (21)	Male (139)
213	<a href="#">TERREY FITZGERALD</a> (2)	00:58:09	NZL	60-64 (10)	Female (74)
214	<a href="#">TAMMY ASHLEY</a> (2311)	00:58:15	NZL	45-49 (17)	Female (75)
215	<a href="#">JACOLIZE BECKER</a> (2428)	00:58:27	NZL	50-54 (10)	Female (76)
216	<a href="#">HALYNA SHVEDOVA</a> (2509)	00:58:32	UKR	55-59 (14)	Female (77)
217	<a href="#">RAYMOND EASTMOND</a> (1867)	00:58:38	NZL	75-79 (4)	Male (140)
218	<a href="#">KAREN MARKIN</a> (2427)	00:58:39	NZL	50-54 (11)	Female (78)
219	<a href="#">DEAN SWANBERG</a> (1508)	00:58:41	CAN	55-59 (20)	Male (141)
220	<a href="#">JENNIFER BARRY</a> (2622)	00:58:44	AUS	60-64 (11)	Female (79)
221	<a href="#">HARRY PRIDDEY</a> (1621)	00:58:47	NZL	60-64 (20)	Male (142)
222	<a href="#">STEPHANIE CHARLES</a> (2302)	00:58:48	NZL	45-49 (18)	Female (80)
223	<a href="#">DEBRA CANDY-GILL</a> (2525)	00:58:54	NZL	55-59 (15)	Female (81)
224	<a href="#">GARY LAING</a> (1803)	00:58:55	NZL	70-74 (6)	Male (143)
225	<a href="#">XIURONG OUYANG</a> (2107)	00:58:58	NZL	35-39 (9)	Female (82)
226	<a href="#">KERRY BRAY</a> (2806)	00:59:01	AUS	70-74 (1)	Female (83)
227	<a href="#">ANDREW NUNN</a> (1801)	00:59:04	ENG	70-74 (7)	Male (144)
228	<a href="#">ANTONIO GUZZO</a> (1006)	00:59:04	NZL	30-34 (8)	Male (145)
229	<a href="#">ANNA BRAAM</a> (2619)	00:59:05	NED	60-64 (12)	Female (84)
230	<a href="#">RONA VARNEY</a> (2403)	00:59:12	NZL	50-54 (12)	Female (85)
231	<a href="#">GARETH JESS</a> (1631)	00:59:13	NZL	60-64 (21)	Male (146)
232	<a href="#">LAURA MAY</a> (2409)	00:59:32	CAN	50-54 (13)	Female (86)
233	<a href="#">CAROL KING</a> (2608)	00:59:34	NZL	60-64 (13)	Female (87)
234	<a href="#">TONY SANGSTER</a> (6)	00:59:38	NZL	60-64 (22)	Male (147)
235	<a href="#">SAROLTA ILIESCU</a> (2210)	00:59:55	SUI	40-44 (8)	Female (88)
236	<a href="#">CHIKAKO MIKI</a> (2623)	00:59:55	JPN	60-64 (14)	Female (89)
237	<a href="#">REBECCA BLISS</a> (18)	01:00:03	NZL	60-64 (15)	Female (90)
238	<a href="#">JASON LO</a> (7)	01:00:06	NZL	35-39 (11)	Male (148)
239	<a href="#">BRUCE TARR</a> (1709)	01:00:07	NZL	65-69 (19)	Male (149)
240	<a href="#">MICHELLE DE WET</a> (2436)	01:00:41	NZL	50-54 (14)	Female (91)
241	<a href="#">AINSLEY CLARK</a> (2514)	01:00:42	NZL	55-59 (16)	Female (92)
242	<a href="#">DOUGLAS HAMILTON</a> (1720)	01:00:46		65-69 (20)	Male (150)
243	<a href="#">ELLA KUMAR</a> (2327)	01:00:50	NZL	45-49 (19)	Female (93)
244	<a href="#">HELEN STOTT</a> (2316)	01:00:54	NZL	45-49 (20)	Female (94)
245	<a href="#">WAYNE GYDE</a> (1724)	01:01:01	NZL	65-69 (21)	Male (151)
246	<a href="#">WINIFRED O'GRADY</a> (2532)	01:01:10	NZL	55-59 (17)	Female (95)

<b>POS</b>	<b>NAME (#)</b>	<b>TIME</b>	<b>REPR COUNTRY</b>	<b>CATEG (POS)</b>	<b>GENDER (POS)</b>
247	<a href="#">ROBERT WYNN</a> (1866)	01:01:17	NZL   	75-79 (5)	Male (152)
248	<a href="#">PATRICIA HALE</a> (2710)	01:01:28	NZL   	65-69 (6)	Female (96)
249	<a href="#">KIN CHUNG LING</a> (1217)	01:01:35	NZL   	40-44 (18)	Male (153)
250	<a href="#">RODNEY CAMERON</a> (1521)	01:02:00	CAN   	55-59 (21)	Male (154)



SUMMARY 10KM

CATEGORIES

GENDERS

NAME / BIB#: 




RESET

English ▾

## WORLD MASTERS GAMES - ATHLETICS ROAD HALF MARATHON AND 10KM

20° 11° 88 SE  
9 kph

POS	NAME (#)	TIME	REPR COUNTRY	CATEG (POS)	GENDER (POS)
251	<a href="#">DAICHI SUZUKI</a> (13)	01:02:03		50-54 (22)	Male (155)
252	<a href="#">YUMI NATSUME</a> (17)	01:02:04		35-39 (10)	Female (97)
253	<a href="#">HIROKAZU TOMIOKA</a> (1113)	01:02:04	JPN	35-39 (12)	Male (156)
254	<a href="#">ANATOLII ONUCHIN</a> (1860)	01:02:14		75-79 (6)	Male (157)
255	<a href="#">PAULA RYAN</a> (2522)	01:02:17	AUS	55-59 (18)	Female (98)
256	<a href="#">JANINE TUFFIN</a> (2111)	01:02:20	NZL	35-39 (11)	Female (99)
257	<a href="#">TREVOR BENSON</a> (1526)	01:02:32	AUS	55-59 (22)	Male (158)
258	<a href="#">ROY KULMAR</a> (1852)	01:02:37	AUS	75-79 (7)	Male (159)
259	<a href="#">JUDITH OVERINGTON</a> (2520)	01:02:40	NZL	55-59 (19)	Female (100)
260	<a href="#">GAVIN BROWN</a> (1224)	01:02:46	NZL	40-44 (19)	Male (160)
261	<a href="#">JUSTINE CORMACK</a> (2328)	01:03:04	NZL	45-49 (21)	Female (101)
262	<a href="#">LYNETTE SHEPSTONE</a> (25)	01:03:12	NZL	55-59 (20)	Female (102)
263	<a href="#">LENA OLOFSSON</a> (2515)	01:03:24	SWE	55-59 (21)	Female (103)
264	<a href="#">BRIAN YATES</a> (1816)	01:03:33		70-74 (8)	Male (161)
265	<a href="#">FELIX SEILER</a> (1520)	01:03:39	CAN	55-59 (23)	Male (162)
266	<a href="#">CARA DAWSON</a> (2211)	01:03:47	NZL	40-44 (9)	Female (104)
267	<a href="#">GARY SWIFT</a> (1729)	01:04:09	NZL	65-69 (22)	Male (163)
268	<a href="#">MAUREEN HYLAND</a> (2531)	01:04:29	NZL	55-59 (22)	Female (105)
269	<a href="#">ELIZABETH HALSTED</a> (2207)	01:04:32	NZL	40-44 (10)	Female (106)
270	<a href="#">CAROL LINDLEY</a> (2304)	01:04:32	NZL	45-49 (22)	Female (107)
271	<a href="#">JOHN WEDDERBURN MCLEAN MCLEAN</a> (1735)	01:04:35	NZL	65-69 (23)	Male (164)
272	<a href="#">HELENA HILLIAR</a> (2613)	01:04:38	NZL	60-64 (16)	Female (108)
273	<a href="#">DAVID GLAISTER</a> (1713)	01:04:45	NZL	65-69 (24)	Male (165)
274	<a href="#">PETER TURNER</a> (1711)	01:04:46	NZL	65-69 (25)	Male (166)
275	<a href="#">CHRISTINE BRYCE</a> (2535)	01:04:56	NZL	55-59 (23)	Female (109)
276	<a href="#">ANTHONY HARTNETT</a> (1734)	01:05:20	NZL	65-69 (26)	Male (167)
277	<a href="#">DARIEN TAIT</a> (2434)	01:05:23	NZL	50-54 (15)	Female (110)
278	<a href="#">TANJA SUSANNE KLARER</a> (2109)	01:05:28	SUI	35-39 (12)	Female (111)
279	<a href="#">JUDITH THOMPSON</a> (2605)	01:05:38	NZL	60-64 (17)	Female (112)
280	<a href="#">PATRICK KWOK FAI LAW</a> (1111)	01:05:45	NZL	35-39 (13)	Male (168)
281	<a href="#">EDNA MATHEWS</a> (2802)	01:06:00	CAN	70-74 (2)	Female (113)
282	<a href="#">JACQUELINE HOWELL</a> (2313)	01:06:26	NZL	45-49 (23)	Female (114)
283	<a href="#">MARIANNE VELCIC</a> (2603)	01:06:30	CAN	60-64 (18)	Female (115)
284	<a href="#">SUSAN STEEL</a> (2536)	01:06:41		55-59 (24)	Female (116)
285	<a href="#">WILLIAM NEWCOMBE</a> (1620)	01:06:45	NZL	60-64 (23)	Male (169)
286	<a href="#">KAYLENE WATSON</a> (2206)	01:06:46	NZL	40-44 (11)	Female (117)
287	<a href="#">AMANDA TURNER</a> (2404)	01:06:46	NZL	50-54 (16)	Female (118)
288	<a href="#">CHHAVI SHARMA</a> (2006)	01:07:00	NZL	30-34 (6)	Female (119)
289	<a href="#">JENNIFER BAIRD</a> (2209)	01:07:00	NZL	40-44 (12)	Female (120)
290	<a href="#">MARGARIDA STELLA COSTA HOCHSTATTER</a> (2901)	01:07:16	BRA	80-84 (1)	Female (121)
291	<a href="#">ASHLEIGH WALSH</a> (2312)	01:07:24	NZL	45-49 (24)	Female (122)
292	<a href="#">STEPHEN WALSH</a> (1418)	01:07:24	NZL	50-54 (23)	Male (170)
293	<a href="#">REANNE POUTAMA</a> (2430)	01:07:42	NZL	50-54 (17)	Female (123)
294	<a href="#">ANDREW STEWART</a> (1851)	01:08:03	AUS	75-79 (8)	Male (171)
295	<a href="#">DEEPAK NAIN</a> (21)	01:08:20	NZL	30-34 (9)	Male (172)
296	<a href="#">JAMES FEIST</a> (1901)	01:09:00	NZL	80-84 (1)	Male (173)

<b>POS</b>	<b>NAME (#)</b>	<b>TIME</b>	<b>REPR COUNTRY</b>	<b>CATEG (POS)</b>	<b>GENDER (POS)</b>
297	<a href="#">EVA CUPALOVA</a> (2717)	01:09:16	CZE   	65-69 (7)	Female (124)
298	<a href="#">JUSTINE MANNERS</a> (2318)	01:09:36	AUS   	45-49 (25)	Female (125)
299	<a href="#">SUNNY NAIDOO</a> (1517)	01:09:37	NZL   	55-59 (24)	Male (174)
300	<a href="#">ROBERT CLINTON</a> (23)	01:09:38		40+ Para-Sport (1)	Male (175)



SUMMARY 10KM

CATEGORIES

GENDERS

NAME / BIB#:



RESET





English ▼

**WORLD MASTERS GAMES - ATHLETICS ROAD HALF MARATHON AND 10KM**

20° 11° 88 SE  
9 kph

POS	NAME (#)	TIME	REPR COUNTRY	CATEG (POS)	GENDER (POS)
301	<a href="#">ELIZABETH MCMANUS</a> (2317)	01:09:44	AUS	45-49 (26)	Female (126)
302	<a href="#">DEAN STUART</a> (1309)	01:09:52	NZL	45-49 (21)	Male (176)
303	<a href="#">SERGE WOLKOWICZ</a> (1000)	01:09:53	FRA	50+ Para-Sport (1)	Male (177)
304	<a href="#">LACCA DU</a> (2205)	01:10:06	NZL	40-44 (13)	Female (127)
305	<a href="#">LINDA MAXWELL</a> (2624)	01:10:27	NZL	60-64 (19)	Female (128)
306	<a href="#">LARS MERVALD</a> (1525)	01:10:47	SWE	55-59 (25)	Male (178)
307	<a href="#">SARA JANE MARY HADDON</a> (2314)	01:11:26	NZL	45-49 (27)	Female (129)
308	<a href="#">ASHOK NAYYAR</a> (1605)	01:11:54	IND	60-64 (24)	Male (179)
309	<a href="#">KEVIN DILLON</a> (1628)	01:11:59		60-64 (25)	Male (180)
310	<a href="#">KOJIRO AZUMA</a> (1114)	01:12:39	JPN	35-39 (14)	Male (181)
311	<a href="#">MARINA JUGO-WATSON</a> (2502)	01:13:01	AUS	55-59 (25)	Female (130)
312	<a href="#">HILARY LEWIS</a> (2416)	01:14:00	NZL	50-54 (18)	Female (131)
313	<a href="#">KANAKO KAMEI</a> (2618)	01:14:10	JPN	60-64 (20)	Female (132)
314	<a href="#">BERNADETTE MARIE MARCON</a> (2615)	01:14:10	FRA	60-64 (21)	Female (133)
315	<a href="#">ANIL ANNA</a> (1115)	01:14:16	NZL	35-39 (15)	Male (182)
316	<a href="#">YVONNE HARLEN</a> (10)	01:14:17		55-59 (26)	Female (134)
317	<a href="#">DELWYN HERON</a> (2418)	01:14:38	NZL	50-54 (19)	Female (135)
318	<a href="#">VIRENDRA KUMAR GUPTA</a> (1505)	01:15:12	NZL	55-59 (26)	Male (183)
319	<a href="#">DILIP SINGH BENIWAL</a> (1604)	01:15:37	IND	60-64 (26)	Male (184)
320	<a href="#">KAREN BLACK</a> (2501)	01:16:21	AUS	55-59 (27)	Female (136)
321	<a href="#">LORNA YOUNG</a> (2703)	01:16:21	NZL	65-69 (8)	Female (137)
322	<a href="#">MOTOKO YAMAMOTO</a> (2708)	01:17:14	JPN	65-69 (9)	Female (138)
323	<a href="#">HISAMI TAKAMOTO</a> (2704)	01:17:19	JPN	65-69 (10)	Female (139)
324	<a href="#">GRAEME WATTS</a> (1424)	01:19:20	NZL	50-54 (24)	Male (185)
325	<a href="#">MIRIA JACOBS</a> (2421)	01:19:21	NZL	50-54 (20)	Female (140)
326	<a href="#">YUKIKO OKAUCHI</a> (2516)	01:19:43	JPN	55-59 (28)	Female (141)
327	<a href="#">HELEN ADAMS</a> (2414)	01:20:00	AUS	50-54 (21)	Female (142)
328	<a href="#">CLARE HOVEY</a> (2408)	01:20:00	AUS	55-59 (29)	Female (143)
329	<a href="#">DARIA WILLIAMSON</a> (2203)	01:20:00	NZL	40-44 (14)	Female (144)
330	<a href="#">GERALD LEVASSEUR</a> (1868)	01:20:14		75-79 (9)	Male (186)
331	<a href="#">CHRISTINE CAROL BARKER</a> (2805)	01:20:38	NZL	70-74 (3)	Female (145)
332	<a href="#">ISABELLA MCLAUGHLIN</a> (2511)	01:20:39	CAN	55-59 (30)	Female (146)
333	<a href="#">LEANNE CLAYTON</a> (2432)	01:21:00	AUS	50-54 (22)	Female (147)
334	<a href="#">SHEENU DHILLON</a> (26)	01:21:47		45-49 (28)	Female (148)
335	<a href="#">SEAN O'HARA</a> (1865)	01:23:21	AUS	75-79 (10)	Male (187)
336	<a href="#">BRUCE BARBOUR</a> (1814)	01:23:27	NZL	70-74 (9)	Male (188)
337	<a href="#">PETER CARTER</a> (1712)	01:24:30	NZL	65-69 (27)	Male (189)
338	<a href="#">KEREYN SMITH</a> (2508)	01:24:30	NZL	55-59 (31)	Female (149)
339	<a href="#">GILLIAN BURMAN</a> (2713)	01:24:30		65-69 (11)	Female (150)
340	<a href="#">RAQUEL SIQUEIRA</a> (24)	01:24:46		45-49 (29)	Female (151)
341	<a href="#">KAREN ANDREW</a> (2419)	01:24:52	NZL	50-54 (23)	Female (152)
342	<a href="#">PATRICIA SUTHERLAND</a> (2519)	01:24:58	NZL	55-59 (32)	Female (153)
343	<a href="#">PETER SHEAF</a> (1902)	01:26:05	NZL	80-84 (2)	Male (190)
344	<a href="#">ROGER MCELROY</a> (1862)	01:26:53	NZL	75-79 (11)	Male (191)
345	<a href="#">CHIZU SHIRASAKI</a> (2517)	01:28:14	JPN	55-59 (33)	Female (154)
346	<a href="#">CAROL JAMES</a> (2705)	01:31:15	NZL	65-69 (12)	Female (155)



<b>POS</b>	<b>NAME (#)</b>	<b>TIME</b>	<b>REPR COUNTRY</b>	<b>CATEG (POS)</b>	<b>GENDER (POS)</b>
347	<a href="#">ANN RAYMOND</a> (2803)	01:31:27	NZL   	70-74 (4)	Female (156)
348	<a href="#">PATRICIA TERPSTRA</a> (2435)	01:32:08	NZL   	50-54 (24)	Female (157)
349	<a href="#">KATHRYN ASHBAUGH</a> (2526)	01:32:08	NZL   	55-59 (34)	Female (158)
350	<a href="#">CHRISTINE CAMERON</a> (2437)	01:33:01	NZL   	50-54 (25)	Female (159)



SUMMARY 10KM

CATEGORIES

GENDERS

NAME / BIB#:



RESET

English ▾

**WORLD MASTERS GAMES - ATHLETICS ROAD HALF MARATHON AND 10KM**

20° 11° 88 SE  
9 kph

POS	NAME (#)	TIME	REPR COUNTRY	CATEG (POS)	GENDER (POS)
351	<a href="#">PAMELA NOBBS</a> (2507)	01:33:01	NZL	55-59 (35)	Female (160)
352	<a href="#">WENDY ROWE</a> (2712)	01:33:01	NZL	65-69 (13)	Female (161)
353	<a href="#">VIVIENNE FITNESS</a> (2716)	01:33:41	NZL	65-69 (14)	Female (162)
354	<a href="#">JESSICA STUBBS</a> (2002)	01:33:50	NZL	30-34 (7)	Female (163)
355	<a href="#">MAXINE WAUGH</a> (2534)	01:35:52	NZL	55-59 (36)	Female (164)
356	<a href="#">JOHANNA HENDRIKA BOEREMA-BARR</a> (2533)	01:35:52	NZL	55-59 (37)	Female (165)
357	<a href="#">CARIN NEWBOULD</a> (9)	01:36:13	NZL	45-49 (30)	Female (166)
358	<a href="#">MAREE CHURCH CHURCH</a> (2807)	01:39:58	NZL	70-74 (5)	Female (167)
359	<a href="#">MARGARET BROWN</a> (16)	01:40:00		60-64 (22)	Female (168)
360	<a href="#">SUSANNE GAY CARTER</a> (2621)	01:40:00	NZL	60-64 (23)	Female (169)
361	<a href="#">MARGARET MOORE</a> (2711)	01:40:01	NZL	65-69 (15)	Female (170)
362	<a href="#">STEPHEN JAMES DOUGLAS</a> (1952)	01:40:18	NZL	85-89 (1)	Male (192)
363	<a href="#">WINNIFRED SHORROCK</a> (2851)	01:42:32	NZL	75-79 (1)	Female (171)
364	<a href="#">SHINICHI SAKAMOTO</a> (1626)	01:43:49	JPN	60-64 (27)	Male (193)
365	<a href="#">MARGARET-ANN STEWART</a> (2702)	01:47:57	NZL	65-69 (16)	Female (172)
366	<a href="#">JUNKO TAKAHATA</a> (2719)	01:57:10	JPN	65-69 (17)	Female (173)
367	<a href="#">KEIKO KIRIMURA</a> (2718)	01:57:10	JPN	65-69 (18)	Female (174)
368	<a href="#">KELLY WILLS</a> (2433)	02:00:08	CAN	50-54 (26)	Female (175)
369	<a href="#">BARRY WILLS</a> (1426)	02:00:08	CAN	50-54 (25)	Male (194)
DNF	<a href="#">GEOFF CAISLEY</a> (1857)		NZL	75-79	Male
DNF	<a href="#">KAORI HOSHI</a> (12)	00:52:49		50-54	Male

<< Page 8 of 8



SUMMARY HALF MARATHON

CATEGORIES

GENDERS

NAME / BIB#:







RESET

English ▾

**WORLD MASTERS GAMES - ATHLETICS ROAD HALF MARATHON AND 10KM**

20° 11° 88 SE  
9 kph

POS	NAME (#)	TIME	REPR COUNTRY	CATEG (POS)	GENDER (POS)
1	<u>JONATHAN MCKEE MCKEE</u> (3118)	01:10:21	NZL	35-39 (1)	Male (1)
2	<u>CRAIG KIRKWOOD</u> (3208)	01:12:19	NZL	40-44 (1)	Male (2)
3	<u>GREGORY DARBYSHIRE</u> (3120)	01:12:26	NZL	35-39 (2)	Male (3)
4	<u>GEORGES RICHMOND</u> (3434)	01:13:33	FRP	50-54 (1)	Male (4)
5	<u>RICK TOMBLING</u> (3201)	01:14:19	NZL	40-44 (2)	Male (5)
6	<u>SIMON MACE</u> (3111)	01:16:09	NZL	35-39 (3)	Male (6)
7	<u>ERIC CONCE</u> (3105)	01:18:21	FRA	35-39 (4)	Male (7)
8	<u>FR+@D+@RIC ADAM</u> (3231)	01:19:28	FRA	40-44 (3)	Male (8)
9	<u>DANIEL COATES</u> (3348)	01:19:44	NZL	45-49 (1)	Male (9)
10	<u>ARRON JAMES TATA</u> (3334)	01:20:00	NZL	45-49 (2)	Male (10)
11	<u>GLENN CLARKE</u> (3308)	01:20:05	NZL	45-49 (3)	Male (11)
12	<u>GEORGE BARNES</u> (3406)	01:21:37	NZL	50-54 (2)	Male (12)
13	<u>MATHEW MCKAY</u> (3122)	01:21:47	NZL	35-39 (5)	Male (13)
14	<u>MATTHEW HENDERSON</u> (3336)	01:22:13	NZL	45-49 (4)	Male (14)
15	<u>TIM MITCHELL</u> (3313)	01:22:53	NZL	45-49 (5)	Male (15)
16	<u>MATJAZ VRHUNC</u> (3433)	01:23:06	SLV	50-54 (3)	Male (16)
17	<u>ASKO NUIKKA</u> (3304)	01:23:51	FIN	45-49 (6)	Male (17)
18	<u>DAVID LEAR</u> (3527)	01:24:42	NZL	55-59 (1)	Male (18)
19	<u>DAVID CLARK</u> (3459)	01:24:45	NZL	50-54 (4)	Male (19)
20	<u>VICTORIA GREEN</u> (4008)	01:24:48		30-34 (1)	Female (1)
21	<u>DAVID KUNG</u> (3322)	01:25:57	NZL	45-49 (7)	Male (20)
22	<u>JASON WILCOCK</u> (3002)	01:27:18	NZL	30-34 (1)	Male (21)
23	<u>ANGELA HANCOCK</u> (4108)	01:27:18	NZL	35-39 (1)	Female (2)
24	<u>DOMINIC HARVEY</u> (3216)	01:27:22	NZL	40-44 (4)	Male (22)
25	<u>PAUL BERG</u> (3504)	01:27:25	NZL	55-59 (2)	Male (23)
26	<u>STEWART SIMPSON</u> (3222)	01:27:29	NZL	40-44 (5)	Male (24)
27	<u>MATTHEW STEWART</u> (3223)	01:27:33	NZL	40-44 (6)	Male (25)
28	<u>RICHARD CLIFTON</u> (3425)	01:27:36	NZL	50-54 (5)	Male (26)
29	<u>CAROLYN YOUNGER</u> (4306)	01:27:50	NZL	45-49 (1)	Female (3)
30	<u>BRAD BURNETT</u> (3112)	01:28:16	NZL	35-39 (6)	Male (27)
31	<u>ANWEN ROBINSON</u> (4123)	01:28:22	NZL	35-39 (2)	Female (4)
32	<u>TIMOTHY FAHEY</u> (3309)	01:28:44	NZL	45-49 (8)	Male (28)
33	<u>NIGEL PARKER</u> (3233)	01:28:51	NZL	40-44 (7)	Male (29)
34	<u>STEPHEN BOUGEN</u> (3462)	01:28:54	NZL	50-54 (6)	Male (30)
35	<u>GAINETE FERENSOVICZ</u> (3321)	01:28:59	BRA	45-49 (9)	Male (31)
36	<u>ALAIN BOMBANEL</u> (3305)	01:29:01	NCL	45-49 (10)	Male (32)
37	<u>JOHN THOMSON</u> (3717)	01:29:07	NZL	65-69 (1)	Male (33)
38	<u>WAYNE HANDISIDES</u> (3453)	01:29:12	NZL	50-54 (7)	Male (34)
39	<u>PETER RICHARDS</u> (3506)	01:29:25	NZL	55-59 (3)	Male (35)
40	<u>AXEL CHRISTER ANDERS SVENSSON</u> (3349)	01:29:37	SWE	45-49 (11)	Male (36)
41	<u>GORDON MOLLER</u> (3634)	01:29:56	AUS	60-64 (1)	Male (37)
42	<u>ANDREW HOLLAND</u> (3429)	01:29:59	NZL	50-54 (8)	Male (38)
43	<u>TRAVIS SPERRY</u> (3130)	01:30:02	NZL	35-39 (7)	Male (39)
44	<u>PETER BOTHA</u> (3217)	01:30:02	NZL	40-44 (8)	Male (40)
45	<u>PAULO DO AMARAL OSORIO</u> (3207)	01:30:10	NZL	40-44 (9)	Male (41)
46	<u>NEVILLE WOODS</u> (3221)	01:30:21	NZL	40-44 (10)	Male (42)

<b>POS</b>	<b>NAME (#)</b>	<b>TIME</b>	<b>REPR COUNTRY</b>	<b>CATEG (POS)</b>	<b>GENDER (POS)</b>
47	<a href="#">JOHN DYER</a> (3109)	01:30:40	NZL   	35-39 (8)	Male (43)
48	<a href="#">MARK PITCAITHLY</a> (3356)	01:30:45	NZL   	45-49 (12)	Male (44)
49	<a href="#">MICHAEL BEARD</a> (3418)	01:30:46	AUS   	50-54 (9)	Male (45)
50	<a href="#">MATTHEW BAKER</a> (3211)	01:30:49	NZL   	40-44 (11)	Male (46)



SUMMARY HALF MARATHON

CATEGORIES

GENDERS

NAME / BIB#:







RESET

English ▾

**WORLD MASTERS GAMES - ATHLETICS ROAD HALF MARATHON AND 10KM**

20° 11° 88 SE  
9 kph

POS	NAME (#)	TIME	REPR COUNTRY	CATEG (POS)	GENDER (POS)
51	<a href="#">ANNA MCRAE</a> (4221)	01:30:56	NZL	40-44 (1)	Female (5)
52	<a href="#">LINCOLN CHEN</a> (3320)	01:31:01	AUS	45-49 (13)	Male (47)
53	<a href="#">MARK FORDYCE</a> (3125)	01:31:12	NZL	35-39 (9)	Male (48)
54	<a href="#">JEAN PIERRE LE REPOS</a> (3704)	01:31:14	FRP	65-69 (2)	Male (49)
55	<a href="#">SHIVANANDA VASANTHA SHETTY</a> (3106)	01:31:25	IND	35-39 (10)	Male (50)
56	<a href="#">DAVID MARRIOTT</a> (3447)	01:31:28	NZL	50-54 (10)	Male (51)
57	<a href="#">MICHAEL DALL</a> (3326)	01:31:35	NZL	45-49 (14)	Male (52)
58	<a href="#">NICOLAAS RUYGROK</a> (3524)	01:31:43	NZL	55-59 (4)	Male (53)
59	<a href="#">ROSS GAASTRA</a> (3407)	01:32:01	NZL	50-54 (11)	Male (54)
60	<a href="#">GARY WILTON</a> (3465)	01:32:08	NZL	50-54 (12)	Male (55)
61	<a href="#">KATRIN GOTTSCHALK</a> (4109)	01:32:25	NZL	35-39 (3)	Female (6)
62	<a href="#">MAHIPATI SHANKAR SANKPAL</a> (3515)	01:32:37	IND	55-59 (5)	Male (56)
63	<a href="#">ROBERT HAMILTON</a> (3227)	01:32:42		40-44 (12)	Male (57)
64	<a href="#">RYAN KENNETH NICKELCHOK</a> (3202)	01:33:02	NZL	40-44 (13)	Male (58)
65	<a href="#">SEAN BARDSLEY</a> (3307)	01:33:08	NZL	45-49 (15)	Male (59)
66	<a href="#">STEVEN THORPE</a> (3331)	01:33:15	NZL	45-49 (16)	Male (60)
67	<a href="#">MAX BALL</a> (3507)	01:33:29	NZL	55-59 (6)	Male (61)
68	<a href="#">DAVID NUNEZ</a> (3463)	01:33:29	NZL	50-54 (13)	Male (62)
69	<a href="#">JANA MARUSAKOVA</a> (4209)	01:33:33	NZL	40-44 (2)	Female (7)
70	<a href="#">JANNINE MYERS</a> (4344)	01:33:38	NZL	45-49 (2)	Female (8)
71	<a href="#">CHRIS IVORY</a> (3411)	01:33:40	NZL	50-54 (14)	Male (63)
72	<a href="#">PAUL BOWSKILL</a> (3630)	01:33:46	NZL	60-64 (2)	Male (64)
73	<a href="#">JOHN VAN ROOYEN</a> (3537)	01:33:52	AUS	55-59 (7)	Male (65)
74	<a href="#">KENNETH LAURIE</a> (3461)	01:34:12	NZL	50-54 (15)	Male (66)
75	<a href="#">JOHN BROWNING</a> (3603)	01:34:19	NZL	60-64 (3)	Male (67)
76	<a href="#">PAUL TIERNEY</a> (3115)	01:34:28	NZL	35-39 (11)	Male (68)
77	<a href="#">MARTIN CORTVRIEND</a> (3731)	01:34:31		65-69 (3)	Male (69)
78	<a href="#">GORDON RIDDET</a> (3001)	01:34:34	NZL	30-34 (2)	Male (70)
79	<a href="#">NICOLAS ROUDON</a> (3350)	01:34:36	FRA	45-49 (17)	Male (71)
80	<a href="#">STEPHEN TAYLOR</a> (3430)	01:34:42	NZL	50-54 (16)	Male (72)
81	<a href="#">SHANNON TARAMOEROA</a> (3128)	01:34:52	NZL	35-39 (12)	Male (73)
82	<a href="#">LESLEY TURNER HALL</a> (4322)	01:35:00	NZL	45-49 (3)	Female (9)
83	<a href="#">GEOFFREY DREADON</a> (3518)	01:35:38	NZL	55-59 (8)	Male (74)
84	<a href="#">JEAN CARLO BRITO PINEDA</a> (3003)	01:35:54	NZL	30-34 (3)	Male (75)
85	<a href="#">ALAN LICHTWARK</a> (3728)	01:36:00	NZL	65-69 (4)	Male (76)
86	<a href="#">ALLAN JANES</a> (3422)	01:36:07	NZL	50-54 (17)	Male (77)
87	<a href="#">VIVIAN WING-SZE LEE</a> (4212)	01:36:16		40-44 (3)	Female (10)
88	<a href="#">ADAM WESLEY GROVES</a> (3133)	01:36:28	NZL	35-39 (13)	Male (78)
89	<a href="#">CHRISTOPHER ELLSON</a> (3206)	01:36:33	NZL	40-44 (14)	Male (79)
90	<a href="#">LODEWIKUS SMIT</a> (3324)	01:36:34	NZL	45-49 (18)	Male (80)
91	<a href="#">CHRISTOPHER BROWN</a> (3303)	01:36:38	AUS	45-49 (19)	Male (81)
92	<a href="#">CLINTON PARKES</a> (3213)	01:36:47	NZL	40-44 (15)	Male (82)
93	<a href="#">SALLY DUGGAN</a> (4522)	01:37:26	NZL	55-59 (1)	Female (11)
94	<a href="#">WAYNE HEPENSTALL</a> (3301)	01:37:30	AUS	45-49 (20)	Male (83)
95	<a href="#">JAMES WILLIAM CAREY</a> (3512)	01:37:33		55-59 (9)	Male (84)
96	<a href="#">JONATHAN ASH</a> (3440)	01:37:48	NZL	50-54 (18)	Male (85)

<b>POS</b>	<b>NAME (#)</b>	<b>TIME</b>	<b>REPR COUNTRY</b>	<b>CATEG (POS)</b>	<b>GENDER (POS)</b>
97	<a href="#">LORI SHOWELL</a> (4219)	01:37:57	AUS   	40-44 (4)	Female (12)
98	<a href="#">RICHARD JACKSON</a> (3443)	01:38:08	NZL   	50-54 (19)	Male (86)
99	<a href="#">JOHN ASTLEY-HAYDOCK</a> (3444)	01:38:12	NZL   	50-54 (20)	Male (87)
100	<a href="#">GRANT RITCHIE</a> (3437)	01:38:13	NZL   	50-54 (21)	Male (88)



SUMMARY HALF MARATHON CATEGORIES GENDERS NAME / BIB#:







RESET

English ▼

**WORLD MASTERS GAMES - ATHLETICS ROAD HALF MARATHON AND 10KM**

20° 11° 88 SE  
9 kph

POS	NAME (#)	TIME	REPR COUNTRY	CATEG (POS)	GENDER (POS)
101	<a href="#">WILLIAM LEE</a> (3607)	01:38:15	NZL	60-64 (4)	Male (89)
102	<a href="#">MALCOLM CHAMBERLIN</a> (3606)	01:38:43	NZL	60-64 (5)	Male (90)
103	<a href="#">PHILLIP LUSBY</a> (3455)	01:38:48	NZL	50-54 (22)	Male (91)
104	<a href="#">ANNA SCARTH</a> (4119)	01:38:56		35-39 (4)	Female (13)
105	<a href="#">KAVIN KONDABATHINI</a> (3123)	01:39:16	IND	35-39 (14)	Male (92)
106	<a href="#">ANDREW CONNOR</a> (3332)	01:39:24	NZL	45-49 (21)	Male (93)
107	<a href="#">DIANE GREEN</a> (4508)	01:39:32	AUS	55-59 (2)	Female (14)
108	<a href="#">MICHELE HILLIG</a> (4427)	01:39:49	AUS	50-54 (1)	Female (15)
109	<a href="#">ANTONY PALTRIDGE</a> (3439)	01:39:53	NZL	50-54 (23)	Male (94)
110	<a href="#">KYLIE MAYNE</a> (4330)	01:39:58	AUS	45-49 (4)	Female (16)
111	<a href="#">NICOLA SPROULE</a> (4308)	01:40:18	NZL	45-49 (5)	Female (17)
112	<a href="#">FEDOR SOLDATENKOV</a> (3318)	01:40:34		45-49 (22)	Male (95)
113	<a href="#">REBECCA BAILEY</a> (4105)	01:40:46	NZL	35-39 (5)	Female (18)
114	<a href="#">JAIN WESTPHALL</a> (3466)	01:40:50	NZL	50-54 (24)	Male (96)
115	<a href="#">NEIL CHEYNE</a> (3508)	01:41:06	NZL	55-59 (10)	Male (97)
116	<a href="#">STEPHEN ADAIR BURGESS</a> (3353)	01:41:12	NZL	45-49 (23)	Male (98)
117	<a href="#">DARRYL SMITH</a> (3325)	01:41:13	AUS	45-49 (24)	Male (99)
118	<a href="#">PATRICK HOLDEN</a> (3323)	01:41:13	NZL	45-49 (25)	Male (100)
119	<a href="#">KUN LU</a> (3102)	01:41:14	NZL	35-39 (15)	Male (101)
120	<a href="#">STUART FARQUHARSON</a> (3104)	01:41:30	NZL	35-39 (16)	Male (102)
121	<a href="#">JON MERWOOD</a> (3317)	01:41:30	NZL	45-49 (26)	Male (103)
122	<a href="#">PETER MELLING</a> (3710)	01:41:36	NZL	65-69 (5)	Male (104)
123	<a href="#">JAMES VALLANCE</a> (3533)	01:41:37	NZL	55-59 (11)	Male (105)
124	<a href="#">SOREN WAKELIN</a> (3228)	01:41:38	CAN	40-44 (16)	Male (106)
125	<a href="#">ALAN COULAM</a> (3641)	01:42:09	NZL	60-64 (6)	Male (107)
126	<a href="#">LEANNE ROHLOFF</a> (4336)	01:42:14	NZL	45-49 (6)	Female (19)
127	<a href="#">SALTANAT TUITEBAYEV</a> (3803)	01:42:14	KAZ	70-74 (1)	Male (108)
128	<a href="#">CLIVE COULDWELL</a> (3711)	01:42:20	NZL	65-69 (6)	Male (109)
129	<a href="#">SHANNON-LEIGH LITT</a> (4110)	01:42:22	NZL	35-39 (6)	Female (20)
130	<a href="#">DAVID CASELLI</a> (3413)	01:42:24	NZL	50-54 (25)	Male (110)
131	<a href="#">GEORGE BARRY</a> (3234)	01:42:31	NZL	40-44 (17)	Male (111)
132	<a href="#">PHILLIP THISTLETHWAITE</a> (3457)	01:42:53	AUS	50-54 (26)	Male (112)
133	<a href="#">KEVIN SYMES</a> (3520)	01:42:56	NZL	55-59 (12)	Male (113)
134	<a href="#">ROCHELLE YOUNGSON</a> (4106)	01:43:08	NZL	35-39 (7)	Female (21)
135	<a href="#">FRANCO PARZANESE</a> (3617)	01:43:09	ITA	60-64 (7)	Male (114)
136	<a href="#">DAVID RICE</a> (3539)	01:43:24	NZL	55-59 (13)	Male (115)
137	<a href="#">KAREN CROSSAN</a> (4638)	01:43:24	NZL	60-64 (1)	Female (22)
138	<a href="#">YOSHIHISA KITANO</a> (3503)	01:43:38	JPN	55-59 (14)	Male (116)
139	<a href="#">DAVID BALDRY</a> (3541)	01:44:11	NZL	55-59 (15)	Male (117)
140	<a href="#">PAUL WILKINSON</a> (3625)	01:44:11	NZL	60-64 (8)	Male (118)
141	<a href="#">CHRISTINE DE LAUTOUR</a> (4419)	01:44:15	NZL	50-54 (2)	Female (23)
142	<a href="#">DEBORAH ANN BOURNE BOURNE</a> (4206)	01:44:16	NZL	40-44 (5)	Female (24)
143	<a href="#">TANJA LENZ</a> (4116)	01:44:28	NZL	35-39 (8)	Female (25)
144	<a href="#">GRAHAM BLAND</a> (3235)	01:44:30	NZL	40-44 (18)	Male (119)
145	<a href="#">PETER KREUTZ</a> (3502)	01:44:38	CAN	55-59 (16)	Male (120)
146	<a href="#">JOSEPHINE BARNFIELD</a> (4113)	01:44:57	NZL	35-39 (9)	Female (26)

<b>POS</b>	<b>NAME (#)</b>	<b>TIME</b>	<b>REPR COUNTRY</b>	<b>CATEG (POS)</b>	<b>GENDER (POS)</b>
147	<a href="#">MARTYN SMIT</a> (3460)	01:44:59	NZL   	50-54 (27)	Male (121)
148	<a href="#">GRAHAM PERKINSON</a> (28)	01:45:20	NZL   	45-49 (27)	Male (122)
149	<a href="#">WENDY LEPAGE</a> (4301)	01:45:22	CAN   	45-49 (7)	Female (27)
150	<a href="#">MICHAEL ETHERIDGE</a> (3330)	01:45:25	NZL   	45-49 (28)	Male (123)





SUMMARY HALF MARATHON

CATEGORIES

GENDERS





NAME / BIB#: 

RESET

English ▾

**WORLD MASTERS GAMES - ATHLETICS ROAD HALF MARATHON AND 10KM**20° 11° 88 SE  
9 kph

POS	NAME (#)	TIME	REPR COUNTRY	CATEG (POS)	GENDER (POS)
151	<a href="#">SCOTT WILLIAMS</a> (3417)	01:45:28		50-54 (28)	Male (124)
152	<a href="#">GARNETTE WEBER</a> (4207)	01:45:31	CAN	40-44 (6)	Female (28)
153	<a href="#">ANNE LOUISE BINNS</a> (4523)	01:45:33	NZL	55-59 (3)	Female (29)
154	<a href="#">ELISABETH SVENSEN</a> (4504)	01:45:33	NZL	55-59 (4)	Female (30)
155	<a href="#">PENNY COMINS</a> (4118)	01:45:55	NZL	35-39 (10)	Female (31)
156	<a href="#">JOHN WOOD</a> (3626)	01:46:15	NZL	60-64 (9)	Male (125)
157	<a href="#">CHRISTINE TAYLOR</a> (4228)	01:46:19	NZL	40-44 (7)	Female (32)
158	<a href="#">BLAIR HUMPHREY</a> (3438)	01:46:24	NZL	50-54 (29)	Male (126)
159	<a href="#">KARWYN WERDER</a> (3335)	01:46:56	NZL	45-49 (29)	Male (127)
160	<a href="#">ROGER VONDOENHOFF</a> (3632)	01:47:10		60-64 (10)	Male (128)
161	<a href="#">ADAM JOWITT</a> (3357)	01:47:18	NZL	45-49 (30)	Male (129)
162	<a href="#">RICHARD BROWN</a> (3203)	01:47:24	NZL	40-44 (19)	Male (130)
163	<a href="#">TONY WEBER</a> (3525)	01:47:28	NZL	55-59 (17)	Male (131)
164	<a href="#">JAMES BAILEY</a> (3108)	01:47:29	NZL	35-39 (17)	Male (132)
165	<a href="#">SANDRA TURNER</a> (4536)	01:47:30	AUS	55-59 (5)	Female (33)
166	<a href="#">NIGEL BLAKEBOROUGH</a> (3342)	01:48:02	NZL	45-49 (31)	Male (133)
167	<a href="#">ROB STEWART</a> (3715)	01:48:03	NZL	65-69 (7)	Male (134)
168	<a href="#">PAUL DONOVAN</a> (3522)	01:48:28	NZL	55-59 (18)	Male (135)
169	<a href="#">TYRONE SHADDICK</a> (3212)	01:48:33	NZL	40-44 (20)	Male (136)
170	<a href="#">STACEY HUSTON</a> (4009)	01:48:42	NZL	30-34 (2)	Female (34)
171	<a href="#">LEONEL VIDALLON</a> (3346)	01:48:46	NZL	45-49 (32)	Male (137)
172	<a href="#">STEPHEN FABRIS</a> (3531)	01:48:50	NZL	55-59 (19)	Male (138)
173	<a href="#">ANTHONY COOMBE</a> (3452)	01:48:51	NZL	50-54 (30)	Male (139)
174	<a href="#">CAROLINE MCALEESE</a> (4417)	01:48:55	NZL	50-54 (3)	Female (35)
175	<a href="#">GEOFFREY BURROWS</a> (3532)	01:49:03	NZL	55-59 (20)	Male (140)
176	<a href="#">ANDREA WREFORD</a> (4618)	01:49:15	NZL	60-64 (2)	Female (36)
177	<a href="#">JAMES NEWBOULD</a> (3230)	01:49:16	NZL	40-44 (21)	Male (141)
178	<a href="#">JOSEPH VOORDOUW</a> (3523)	01:49:35	NZL	55-59 (21)	Male (142)
179	<a href="#">VANESSA ROSEMARY CULLEN</a> (4120)	01:49:37	AUS	35-39 (11)	Female (37)
180	<a href="#">RICHARD ANDERSON</a> (3218)	01:49:44	NZL	40-44 (22)	Male (143)
181	<a href="#">FLORO ASTRONOMIA</a> (3535)	01:49:46	NZL	55-59 (22)	Male (144)
182	<a href="#">DAVID NORMAN</a> (3116)	01:49:47	NZL	35-39 (18)	Male (145)
183	<a href="#">ROBERT MCNAUGHT</a> (3546)	01:49:57	NZL	55-59 (23)	Male (146)
184	<a href="#">TOMOKI ADACHI</a> (3209)	01:49:57	JPN	40-44 (23)	Male (147)
185	<a href="#">MICHAEL LIESHOUT</a> (3449)	01:50:09	NZL	50-54 (31)	Male (148)
186	<a href="#">DAVID GRIFFITH</a> (3722)	01:50:17	NZL	65-69 (8)	Male (149)
187	<a href="#">SAMUEL WU</a> (3709)	01:50:23	NZL	65-69 (9)	Male (150)
188	<a href="#">KAREN ROWAN</a> (4430)	01:50:32	NZL	50-54 (4)	Female (38)
189	<a href="#">TREVOR CANTWELL</a> (3621)	01:50:37	AUS	60-64 (11)	Male (151)
190	<a href="#">JODI CHARTRAND</a> (3347)	01:50:45	NZL	45-49 (33)	Male (152)
191	<a href="#">MARIAM BUKSH</a> (4324)	01:50:58	NZL	45-49 (8)	Female (39)
192	<a href="#">BRENDAN DALY</a> (3726)	01:51:14	NZL	65-69 (10)	Male (153)
193	<a href="#">CARLO SANTORO</a> (3339)	01:51:18	AUS	45-49 (34)	Male (154)
194	<a href="#">LIONEL ROWE</a> (3639)	01:51:20	NZL	60-64 (12)	Male (155)
195	<a href="#">JOSE ANTONIO LERA ROMERO</a> (3536)	01:51:26	ARG	55-59 (24)	Male (156)
196	<a href="#">NICOLA BABBAGE</a> (4520)	01:51:37	NZL	55-59 (6)	Female (40)

<b>POS</b>	<b>NAME (#)</b>	<b>TIME</b>	<b>REPR COUNTRY</b>	<b>CATEG (POS)</b>	<b>GENDER (POS)</b>
197	<a href="#">REBECCA DAVIES</a> (4007)	01:51:43	NZL   	30-34 (3)	Female (41)
198	<a href="#">HELENE HELMS</a> (4205)	01:51:44	NZL   	40-44 (8)	Female (42)
199	<a href="#">ANDREW WHITTAKER</a> (3510)	01:51:58	NZL   	55-59 (25)	Male (157)
200	<a href="#">DANIELA DIMITROVA</a> (4222)	01:51:59	BUL   	40-44 (9)	Female (43)



SUMMARY HALF MARATHON CATEGORIES GENDERS NAME / BIB#:







RESET

English ▾

**WORLD MASTERS GAMES - ATHLETICS ROAD HALF MARATHON AND 10KM**

20° 11° 88 SE  
9 kph

POS	NAME (#)	TIME	REPR COUNTRY	CATEG (POS)	GENDER (POS)
201	<a href="#">ROGER GORDON DONNELL</a> (3730)	01:52:13	NZL	65-69 (11)	Male (158)
202	<a href="#">ELIZABETH MARY HARDLEY</a> (4615)	01:52:16	NZL	60-64 (3)	Female (44)
203	<a href="#">ALASTAIR RIACH</a> (3542)	01:52:17	NZL	55-59 (26)	Male (159)
204	<a href="#">ALUN FAULKNER</a> (3311)	01:52:30	NZL	45-49 (35)	Male (160)
205	<a href="#">AARON PUCKEY</a> (3464)	01:52:43	NZL	50-54 (32)	Male (161)
206	<a href="#">KAREN JACKSON</a> (4333)	01:52:55	NZL	45-49 (9)	Female (45)
207	<a href="#">PATRICK HOULIHAN</a> (3723)	01:52:59	NZL	65-69 (12)	Male (162)
208	<a href="#">SIMON EVERETT</a> (3344)	01:53:08	NZL	45-49 (36)	Male (163)
209	<a href="#">MARK ROBERTS</a> (3441)	01:53:12	NZL	50-54 (33)	Male (164)
210	<a href="#">SARAH ARMISHAW-STEVENS</a> (4310)	01:53:19	NZL	45-49 (10)	Female (46)
211	<a href="#">GRAHAM SHARP</a> (3804)	01:53:21	NZL	70-74 (2)	Male (165)
212	<a href="#">ANTOINETTE JONES</a> (4337)	01:53:27	NZL	45-49 (11)	Female (47)
213	<a href="#">BEVAN LYNCH</a> (3005)	01:54:08	NZL	30-34 (4)	Male (166)
214	<a href="#">GRANT KOBUS</a> (3451)	01:54:08	NZL	50-54 (34)	Male (167)
215	<a href="#">KARIN HERBST</a> (4406)	01:54:09	NZL	50-54 (5)	Female (48)
216	<a href="#">RICHARD AGNEW</a> (3618)	01:54:25	NZL	60-64 (13)	Male (168)
217	<a href="#">LAURINDA LEWIS</a> (4704)	01:54:27	NZL	65-69 (1)	Female (49)
218	<a href="#">NEIL WAKELIN</a> (3702)	01:54:28	CAN	65-69 (13)	Male (169)
219	<a href="#">KAREN REWCASTLE</a> (4506)	01:54:32	NZL	55-59 (7)	Female (50)
220	<a href="#">JUDITH BRADSHAW</a> (4720)	01:54:36	NZL	65-69 (2)	Female (51)
221	<a href="#">ROSSS77 SIMPSON</a> (3543)	01:54:38	NZL	55-59 (27)	Male (170)
222	<a href="#">ABBIE BROWN</a> (4103)	01:54:38	NZL	35-39 (12)	Female (52)
223	<a href="#">CATHI RIGBY</a> (4408)	01:54:45	AUS	50-54 (6)	Female (53)
224	<a href="#">STUART BROWN</a> (3414)	01:54:51	NZL	50-54 (35)	Male (171)
225	<a href="#">BRONWYN MCKEAGE</a> (4213)	01:55:09	NZL	40-44 (10)	Female (54)
226	<a href="#">MURRAY WHITE</a> (3601)	01:55:13	NZL	60-64 (14)	Male (172)
227	<a href="#">TREVOR BROWN</a> (3426)	01:55:16	NZL	50-54 (36)	Male (173)
228	<a href="#">DENNY MARION WROTTESELEY</a> (4317)	01:55:28	NZL	45-49 (12)	Female (55)
229	<a href="#">EDWIN MITCHELL</a> (3708)	01:55:29	NZL	65-69 (14)	Male (174)
230	<a href="#">ANGELA STELLA</a> (4218)	01:55:43	AUS	40-44 (11)	Female (56)
231	<a href="#">RUTH JEFFERSON</a> (4319)	01:55:46	NZL	45-49 (13)	Female (57)
232	<a href="#">NEVILLE ROSS</a> (3705)	01:55:53	NZL	65-69 (15)	Male (175)
233	<a href="#">ROBIN CLARKE</a> (3401)	01:56:02	CAN	50-54 (37)	Male (176)
234	<a href="#">IAN WELLS</a> (3720)	01:56:09	NZL	65-69 (16)	Male (177)
235	<a href="#">JOANNA DIXON</a> (4532)	01:56:27	NZL	55-59 (8)	Female (58)
236	<a href="#">CLAYTON MITCHELL</a> (3409)	01:56:29	NZL	50-54 (38)	Male (178)
237	<a href="#">HENRI PIETER MAARSCHALK</a> (3609)	01:56:42	NZL	60-64 (15)	Male (179)
238	<a href="#">VINCENT CLARK</a> (3643)	01:56:43	NZL	60-64 (16)	Male (180)
239	<a href="#">GESA MITCHELL</a> (4426)	01:56:43	NZL	50-54 (7)	Female (59)
240	<a href="#">TRACEY MCKAY</a> (4341)	01:56:54	NZL	45-49 (14)	Female (60)
241	<a href="#">RACHEL PIPER</a> (4217)	01:57:02	NZL	40-44 (12)	Female (61)
242	<a href="#">SUZANNE JEFFELS</a> (4405)	01:57:13	NZL	50-54 (8)	Female (62)
243	<a href="#">HELEN ADAMS</a> (4512)	01:57:18	NZL	55-59 (9)	Female (63)
244	<a href="#">NICOLA WAITE</a> (4340)	01:57:21	NZL	45-49 (15)	Female (64)
245	<a href="#">ROBERT ENGBERG</a> (3338)	01:57:22		45-49 (37)	Male (181)
246	<a href="#">PETER HIKAKA</a> (3620)	01:57:24	NZL	60-64 (17)	Male (182)

<b>POS</b>	<b>NAME (#)</b>	<b>TIME</b>	<b>REPR COUNTRY</b>	<b>CATEG (POS)</b>	<b>GENDER (POS)</b>
247	<a href="#">TANIA-MAREE MATHESON</a> (4107)	01:57:24	NZL   	35-39 (13)	Female (65)
248	<a href="#">CAROL HOLOD</a> (4415)	01:57:47	CAN   	50-54 (9)	Female (66)
249	<a href="#">RICHARD MAXWELL</a> (3721)	01:57:49	NZL   	65-69 (17)	Male (183)
250	<a href="#">RICHARD WHEATLEY</a> (3519)	01:58:07	NZL   	55-59 (28)	Male (184)



SUMMARY HALF MARATHON CATEGORIES GENDERS NAME / BIB#:






RESET

English ▾

**WORLD MASTERS GAMES - ATHLETICS ROAD HALF MARATHON AND 10KM**

20° 11° 88 SE  
9 kph

POS	NAME (#)	TIME	REPR COUNTRY	CATEG (POS)	GENDER (POS)
251	<a href="#">MICHAEL STEVENSON</a> (3729)	01:58:08	NZL	65-69 (18)	Male (185)
252	<a href="#">TOSHIO NAKAYAMA</a> (3421)	01:58:12	JPN	50-54 (39)	Male (186)
253	<a href="#">JENNIFER JEAN CROWLEY</a> (4719)	01:58:13	NZL	65-69 (3)	Female (67)
254	<a href="#">BRIAN WESLEY-SMITH</a> (3610)	01:58:48	NZL	60-64 (18)	Male (187)
255	<a href="#">BRYONY SIMCOCK</a> (4307)	01:58:49	NZL	45-49 (16)	Female (68)
256	<a href="#">PRUDENCE VINCENT</a> (4626)	01:58:50	NZL	60-64 (4)	Female (69)
257	<a href="#">ALISON KENT</a> (4421)	01:58:51	AUS	50-54 (10)	Female (70)
258	<a href="#">TANYA LANE</a> (4320)	01:58:53	NZL	45-49 (17)	Female (71)
259	<a href="#">AMANDA BOOTH</a> (4423)	01:58:55	CAN	50-54 (11)	Female (72)
260	<a href="#">JULIE MARIE MCMILLIN</a> (4339)	01:59:11	NZL	45-49 (18)	Female (73)
261	<a href="#">IAN MAIN</a> (3552)	01:59:23	NZL	55-59 (29)	Male (188)
262	<a href="#">CHRISTOPHER WORSNOP</a> (3528)	01:59:23	AUS	55-59 (30)	Male (189)
263	<a href="#">PATRICK SCHOFIELD</a> (3516)	01:59:33	NZL	55-59 (31)	Male (190)
264	<a href="#">GRANT TRETHERWEY</a> (3408)	01:59:34	NZL	50-54 (40)	Male (191)
265	<a href="#">FRANCES PEPPER</a> (4531)	01:59:36	NZL	55-59 (10)	Female (74)
266	<a href="#">NICOLE MASZTALERZ</a> (4121)	01:59:42	GER	35-39 (14)	Female (75)
267	<a href="#">MICHAEL FAMULARO</a> (3714)	01:59:45	NZL	65-69 (19)	Male (192)
268	<a href="#">STEVEN HILL</a> (3633)	01:59:45	AUS	60-64 (19)	Male (193)
269	<a href="#">RICHARD POMEROY</a> (501)	01:59:47	NZL	40-44 (24)	Male (194)
270	<a href="#">COLIN BOTTCHEER</a> (3337)	01:59:56	RSA	45-49 (38)	Male (195)
271	<a href="#">DAVID CHAPMAN</a> (3646)	02:00:05	NZL	60-64 (20)	Male (196)
272	<a href="#">ROBERT SINCLAIR</a> (3214)	02:00:14	NZL	40-44 (25)	Male (197)
273	<a href="#">IAIN SCOTT</a> (3454)	02:00:18	NZL	50-54 (41)	Male (198)
274	<a href="#">DION HILL</a> (3333)	02:00:20	NZL	45-49 (39)	Male (199)
275	<a href="#">DEBORAH SCHLICHTING</a> (4210)	02:00:42	NZL	40-44 (13)	Female (76)
276	<a href="#">JOSEPH MCCARTHY</a> (3701)	02:00:43	CAN	65-69 (20)	Male (200)
277	<a href="#">CIARAN LOWNEY</a> (3232)	02:00:45	NZL	40-44 (26)	Male (201)
278	<a href="#">MARK ATTARD</a> (3424)	02:00:46	NZL	50-54 (42)	Male (202)
279	<a href="#">PAULINE ELLIS</a> (4636)	02:00:47	NZL	60-64 (5)	Female (77)
280	<a href="#">FIONA CHALLINOR</a> (4347)	02:00:47		45-49 (19)	Female (78)
281	<a href="#">CAROL LOWE</a> (4524)	02:00:52	NZL	55-59 (11)	Female (79)
282	<a href="#">CHRISTOPHER LITTLEWOOD</a> (3814)	02:01:05	NZL	70-74 (3)	Male (203)
283	<a href="#">VIACHESLAV EMELIN</a> (3807)	02:01:23	RUS	70-74 (4)	Male (204)
284	<a href="#">PETR MICHLER</a> (3615)	02:01:24	CZE	60-64 (21)	Male (205)
285	<a href="#">RICHARD DAVEY</a> (3315)	02:01:27	NZL	45-49 (40)	Male (206)
286	<a href="#">BARBARA SCARFE</a> (4722)	02:01:30	NZL	65-69 (4)	Female (80)
287	<a href="#">GUY RAMOND</a> (3703)	02:01:40	FRP	65-69 (21)	Male (207)
288	<a href="#">MICHELLE PRIER</a> (4414)	02:01:42	NZL	50-54 (12)	Female (81)
289	<a href="#">GIULIO CAVALLO</a> (3420)	02:01:47	ITA	50-54 (43)	Male (208)
290	<a href="#">EDMUND LAWLER</a> (3551)	02:02:10	NZL	55-59 (32)	Male (209)
291	<a href="#">JOLYON LUDBROOK</a> (3229)	02:02:25	NZL	40-44 (27)	Male (210)
292	<a href="#">JACQUELINE DWIGHT</a> (4309)	02:02:56	NZL	45-49 (20)	Female (82)
293	<a href="#">IAN DAVISON</a> (3628)	02:03:13	NZL	60-64 (22)	Male (211)
294	<a href="#">JOHN GOOLD</a> (3706)	02:03:20	NZL	65-69 (22)	Male (212)
295	<a href="#">SALLY EUSTACE</a> (4511)	02:03:25	NZL	55-59 (12)	Female (83)
296	<a href="#">JULIE ANN SHARMAN-FORBES</a> (4637)	02:03:26	NZL	60-64 (6)	Female (84)

<b>POS</b>	<b>NAME (#)</b>	<b>TIME</b>	<b>REPR COUNTRY</b>	<b>CATEG (POS)</b>	<b>GENDER (POS)</b>
297	<a href="#">NEVILLE MODLIN</a> (3312)	02:03:34	NZL   	45-49 (41)	Male (213)
298	<a href="#">HELEN BISBEE</a> (4714)	02:03:43		65-69 (5)	Female (85)
299	<a href="#">SANDRA DICK</a> (4614)	02:03:49	AUS   	60-64 (7)	Female (86)
300	<a href="#">MARNI PANAS</a> (4321)	02:03:55	CAN   	45-49 (21)	Female (87)



SUMMARY HALF MARATHON

CATEGORIES

GENDERS





NAME / BIB#: 

RESET

English ▼

**WORLD MASTERS GAMES - ATHLETICS ROAD HALF MARATHON AND 10KM**20° 11° 88 SE  
9 kph

POS	NAME (#)	TIME	REPR COUNTRY	CATEG (POS)	GENDER (POS)
301	<a href="#">SARAH HEARD</a> (4006)	02:03:58	AUS	30-34 (4)	Female (88)
302	<a href="#">MIGNON STEVENSON</a> (4624)	02:03:58	NZL	60-64 (8)	Female (89)
303	<a href="#">PATRICK EUGENE HAWKINS</a> (3467)	02:03:59	NZL	50-54 (44)	Male (214)
304	<a href="#">JAMES POTE</a> (3604)	02:04:08	CAN	60-64 (23)	Male (215)
305	<a href="#">WENDY VAN LIESHOUT</a> (4323)	02:04:35	NZL	45-49 (22)	Female (90)
306	<a href="#">BRIAN SOUTAR</a> (3725)	02:04:38	CAN	65-69 (23)	Male (216)
307	<a href="#">ALEXANDER WONG</a> (3428)	02:04:44	NZL	50-54 (45)	Male (217)
308	<a href="#">GREGORY THOMPSON</a> (3602)	02:05:40	NZL	60-64 (24)	Male (218)
309	<a href="#">CORAL BRIDGLAND</a> (4706)	02:05:55	AUS	65-69 (6)	Female (91)
310	<a href="#">ANGELA O'CONNOR</a> (4227)	02:06:14	NZL	40-44 (14)	Female (92)
311	<a href="#">ANDREW BATCHELAR</a> (3423)	02:06:45	NZL	50-54 (46)	Male (219)
312	<a href="#">PAULINE ELMER-ENGLISH</a> (4102)	02:06:54	NZL	35-39 (15)	Female (93)
313	<a href="#">REINHARD FEDELER</a> (3616)	02:06:57	GER	60-64 (25)	Male (220)
314	<a href="#">CECILIA WILSON</a> (4602)	02:06:59	AUS	60-64 (9)	Female (94)
315	<a href="#">JAMES HALL</a> (3644)	02:07:22	NZL	60-64 (26)	Male (221)
316	<a href="#">CINDY KLER</a> (4403)	02:07:25	CAN	50-54 (13)	Female (95)
317	<a href="#">ELAINE CURRIE</a> (4424)	02:07:38	CAN	50-54 (14)	Female (96)
318	<a href="#">ANGELA GIEZEN</a> (4004)	02:07:45	NED	30-34 (5)	Female (97)
319	<a href="#">LESLIE WALBRIDGE</a> (3810)	02:07:47	NZL	70-74 (5)	Male (222)
320	<a href="#">JANICE WRIGHT</a> (4715)	02:07:55	CAN	65-69 (7)	Female (98)
321	<a href="#">CAROLYN SKOV</a> (4802)	02:08:00	CAN	70-74 (1)	Female (99)
322	<a href="#">MAHADEV BHAMBU SAMJISKAR</a> (3808)	02:08:15	IND	70-74 (6)	Male (223)
323	<a href="#">ABDON ULLOA</a> (3854)	02:08:24	AUS	75-79 (1)	Male (224)
324	<a href="#">MAVIS MAXWELL</a> (4708)	02:08:24	NZL	65-69 (8)	Female (100)
325	<a href="#">GEORGINA ARCHBOLD</a> (4104)	02:08:25	NZL	35-39 (16)	Female (101)
326	<a href="#">LINDA CHRISTENSEN</a> (4517)	02:08:31	CAN	55-59 (13)	Female (102)
327	<a href="#">NANCY FONDEVIOLE MARCHAN</a> (4528)	02:08:35	FRA	55-59 (14)	Female (103)
328	<a href="#">IRIS BANGERTER</a> (4229)	02:08:49	SUI	40-44 (15)	Female (104)
329	<a href="#">JAN MORLAND</a> (4805)	02:09:19	NZL	70-74 (2)	Female (105)
330	<a href="#">TSZ KING YU</a> (3204)	02:09:31	NZL	40-44 (28)	Male (225)
331	<a href="#">RAEWYN TAYLOR</a> (4710)	02:09:33	NZL	65-69 (9)	Female (106)
332	<a href="#">JOHN CLEGHORN</a> (3645)	02:09:38	NZL	60-64 (27)	Male (226)
333	<a href="#">ROBERT WORTHINGTON</a> (3224)	02:09:40	NZL	40-44 (29)	Male (227)
334	<a href="#">GRANT MCKENZIE</a> (3456)	02:09:51	NZL	50-54 (47)	Male (228)
335	<a href="#">MARIA STELLA</a> (4313)	02:09:52	AUS	45-49 (23)	Female (107)
336	<a href="#">TANIA CUMMINS PENIGAUD</a> (4332)	02:09:59	FRA	45-49 (24)	Female (108)
337	<a href="#">ROCHELLE WILLIAMS-WHITE</a> (4335)	02:10:00	NZL	45-49 (25)	Female (109)
338	<a href="#">JILLIAN BLOMELEY</a> (4111)	02:10:06	AUS	35-39 (17)	Female (110)
339	<a href="#">CAROL ANNE MORRISON</a> (4721)	02:10:18	NZL	65-69 (10)	Female (111)
340	<a href="#">PATRICIA BEATTIE</a> (4605)	02:10:26	NZL	60-64 (10)	Female (112)
341	<a href="#">MARGARET ROSE WARD</a> (4606)	02:10:40	NZL	60-64 (11)	Female (113)
342	<a href="#">KATHLEEN ANN GODBER</a> (4616)	02:10:47	NZL	60-64 (12)	Female (114)
343	<a href="#">JULIE ETHERIDGE</a> (4325)	02:10:54	NZL	45-49 (26)	Female (115)
344	<a href="#">VICTORIA WILLIAMSON</a> (4801)	02:11:01	NZL	70-74 (3)	Female (116)
345	<a href="#">GARRY DONOGHUE</a> (3805)	02:11:06	NZL	70-74 (7)	Male (229)
346	<a href="#">JAMES MCCRONE</a> (3812)	02:11:31	NZL	70-74 (8)	Male (230)

<b>POS</b>	<b>NAME (#)</b>	<b>TIME</b>	<b>REPR COUNTRY</b>	<b>CATEG (POS)</b>	<b>GENDER (POS)</b>
347	<a href="#">KATRINA HANSEN</a> (4345)	02:11:31	NZL   	45-49 (27)	Female (117)
348	<a href="#">BRENT MARTIN</a> (3129)	02:12:19	NZL   	35-39 (19)	Male (231)
349	<a href="#">GAYE MUNNERLEY</a> (4503)	02:12:22	NZL   	55-59 (15)	Female (118)
350	<a href="#">GINENE VALLANCE</a> (4407)	02:12:42	NZL   	50-54 (15)	Female (119)





SUMMARY HALF MARATHON CATEGORIES GENDERS NAME / BIB#:







RESET

English ▼

**WORLD MASTERS GAMES - ATHLETICS ROAD HALF MARATHON AND 10KM**

20° 11° 88 SE  
9 kph

POS	NAME (#)	TIME	REPR COUNTRY	CATEG (POS)	GENDER (POS)
351	<a href="#">JENNIFER BIRCH</a> (4117)	02:12:53	NZL	35-39 (18)	Female (120)
352	<a href="#">JO-ANNE MICHAELS-MULDER</a> (4305)	02:13:06	NZL	45-49 (28)	Female (121)
353	<a href="#">RETI HICK</a> (4542)	02:13:13	NZL	55-59 (16)	Female (122)
354	<a href="#">DIRK ARY BREUKINK</a> (3629)	02:13:21	NZL	60-64 (28)	Male (232)
355	<a href="#">SIMON PRIDDY</a> (3205)	02:13:24	NZL	40-44 (30)	Male (233)
356	<a href="#">PAULETTE BALDRY</a> (4410)	02:13:25	NZL	50-54 (16)	Female (123)
357	<a href="#">LEV ZHURAVSKY</a> (3210)	02:13:36	NZL	40-44 (31)	Male (234)
358	<a href="#">RICHARD WRIGHT</a> (3124)	02:13:47	NZL	35-39 (20)	Male (235)
359	<a href="#">SHANNON DOOLEY</a> (3121)	02:13:55	NZL	35-39 (21)	Male (236)
360	<a href="#">JOHN HURLEY</a> (3724)	02:14:07	AUS	65-69 (24)	Male (237)
361	<a href="#">AGNES ROZMAN</a> (4220)	02:14:28	HUN	40-44 (16)	Female (124)
362	<a href="#">PETER LOFTJR</a> (3511)	02:14:32		55-59 (33)	Male (238)
363	<a href="#">EVELYNE RAMOND</a> (4703)	02:14:53	FRP	65-69 (11)	Female (125)
364	<a href="#">MARY SIMMONDS</a> (4701)	02:15:12	CAN	65-69 (12)	Female (126)
365	<a href="#">DANIEL MANFORD</a> (3132)	02:15:21	NZL	35-39 (22)	Male (239)
366	<a href="#">RUSSELL STEPHENS</a> (3631)	02:15:30	NZL	60-64 (29)	Male (240)
367	<a href="#">ROBERT TULP</a> (3341)	02:15:45	NZL	45-49 (42)	Male (241)
368	<a href="#">ESTHER HEIDI BUCHSER</a> (4705)	02:15:49		65-69 (13)	Female (127)
369	<a href="#">ALEXANDRA COUPE</a> (4612)	02:16:32	NZL	60-64 (13)	Female (128)
370	<a href="#">CHERYL SCHOFIELD</a> (4404)	02:17:11	NZL	50-54 (17)	Female (129)
371	<a href="#">JOHANNA HATCHER</a> (4225)	02:17:22	NZL	40-44 (17)	Female (130)
372	<a href="#">YASUMASA SHIMIZU</a> (3544)	02:17:33	NZL	55-59 (34)	Male (242)
373	<a href="#">DIANNE MCATEER</a> (4304)	02:18:20	NZL	45-49 (29)	Female (131)
374	<a href="#">KATHY MAY VOSS</a> (4540)	02:18:43	NZL	55-59 (17)	Female (132)
375	<a href="#">ELAINE FRIEDRICH</a> (4630)	02:19:06	CAN	60-64 (14)	Female (133)
376	<a href="#">JOHN MAILLARD</a> (3540)	02:19:14	NZL	55-59 (35)	Male (243)
377	<a href="#">MICHEL HODGKINSON</a> (3637)	02:19:27	NZL	60-64 (30)	Male (244)
378	<a href="#">PETER CLARKE</a> (3613)	02:19:34	AUS	60-64 (31)	Male (245)
379	<a href="#">NOEL MASON</a> (3611)	02:19:55	NZL	60-64 (32)	Male (246)
380	<a href="#">DIANE COCHRANE</a> (4515)	02:19:59	NZL	55-59 (18)	Female (134)
381	<a href="#">ANTHONY SPELMAN</a> (3445)	02:20:10	NZL	50-54 (48)	Male (247)
382	<a href="#">LOREEN OZOLINS</a> (4420)	02:20:23	NZL	50-54 (18)	Female (135)
383	<a href="#">MICHAEL THOMAS GIBBON</a> (3642)	02:20:38	NZL	60-64 (33)	Male (248)
384	<a href="#">RUPINDER JIT SAPRA</a> (4112)	02:20:44	NZL	35-39 (19)	Female (136)
385	<a href="#">BERNADETTE CHRISTINE KANE</a> (4613)	02:20:56	AUS	60-64 (15)	Female (137)
386	<a href="#">NICHOLAS CAMPBELL</a> (3107)	02:21:05	NZL	35-39 (23)	Male (249)
387	<a href="#">MARJORIE VAN ROOYEN</a> (4401)	02:21:16	AUS	50-54 (19)	Female (138)
388	<a href="#">RANBJIR PABLA</a> (3448)	02:21:54	NZL	50-54 (49)	Male (250)
389	<a href="#">ANNE DOUWES</a> (4412)	02:22:02	NZL	50-54 (20)	Female (139)
390	<a href="#">MICHELLE WHALAN</a> (4530)	02:22:12	NZL	55-59 (19)	Female (140)
391	<a href="#">ANABELLA CINTIA MUSULMAN</a> (4201)	02:22:36	ARG	40-44 (18)	Female (141)
392	<a href="#">CHUNQI BAO</a> (3126)	02:23:03	NZL	35-39 (24)	Male (251)
393	<a href="#">MARIANA VAN RENSBURG</a> (4623)	02:23:04	NZL	60-64 (16)	Female (142)
394	<a href="#">LOUIS VAN RENSBURG</a> (3638)	02:23:04	NZL	60-64 (34)	Male (252)
395	<a href="#">GLENNYS BROWN</a> (4620)	02:23:51	AUS	60-64 (17)	Female (143)
396	<a href="#">MELISSA REDSHAW</a> (4115)	02:23:55	NZL	35-39 (20)	Female (144)

<b>POS</b>	<b>NAME (#)</b>	<b>TIME</b>	<b>REPR COUNTRY</b>	<b>CATEG (POS)</b>	<b>GENDER (POS)</b>
397	<a href="#">SATIT STAPONSET</a> (3553)	02:24:04	THI   	55-59 (36)	Male (253)
398	<a href="#">JAYSHREEBEN NAYEE</a> (4342)	02:24:07	NZL   	45-49 (30)	Female (145)
399	<a href="#">JOHN WESSELING</a> (3623)	02:24:08	NZL   	60-64 (35)	Male (254)
400	<a href="#">PHILIP PRITCHARD</a> (3622)	02:25:15	NZL   	60-64 (36)	Male (255)



SUMMARY HALF MARATHON

CATEGORIES

GENDERS

NAME / BIB#:






RESET

English ▼

**WORLD MASTERS GAMES - ATHLETICS ROAD HALF MARATHON AND 10KM**

20° 11° 88 SE  
9 kph

POS	NAME (#)	TIME	REPR COUNTRY	CATEG (POS)	GENDER (POS)
401	<a href="#">LINDSAY KINCAID</a> (3640)	02:25:48	NZL	60-64 (37)	Male (256)
402	<a href="#">CHRISTINE BOND</a> (4632)	02:26:09	NZL	60-64 (18)	Female (146)
403	<a href="#">PAMELA THOMAS</a> (4807)	02:26:11	NZL	70-74 (4)	Female (147)
404	<a href="#">ANNABEL LUSH</a> (4521)	02:26:46	NZL	55-59 (20)	Female (148)
405	<a href="#">DENISE PETRYK</a> (4431)	02:26:56		50-54 (21)	Female (149)
406	<a href="#">JUDITH DENNIS</a> (4716)	02:27:26	NZL	65-69 (14)	Female (150)
407	<a href="#">ELAINE BRAMBLES</a> (4608)	02:27:39	CAN	60-64 (19)	Female (151)
408	<a href="#">GERARD MURPHY</a> (3521)	02:27:55	NZL	55-59 (37)	Male (257)
409	<a href="#">BRADLEY VOSBURGH</a> (3614)	02:28:02	CAN	60-64 (38)	Male (258)
410	<a href="#">STEVEN PHILLIPS</a> (3619)	02:28:05	NZL	60-64 (39)	Male (259)
411	<a href="#">SUSAN MORRIS</a> (4634)	02:28:32	NZL	60-64 (20)	Female (152)
412	<a href="#">RAYMOND URBAHN</a> (3951)	02:28:33	NZL	85-89 (1)	Male (260)
413	<a href="#">JANET SOUTAR</a> (4803)	02:28:34	CAN	70-74 (5)	Female (153)
414	<a href="#">EMMA KATHLEEN HOLLOWAY</a> (4316)	02:28:42	NZL	45-49 (31)	Female (154)
415	<a href="#">JOHN CLARKE</a> (3405)	02:28:45	NZL	50-54 (50)	Male (261)
416	<a href="#">SHARYN ARTHUR</a> (4425)	02:28:48	NZL	50-54 (22)	Female (155)
417	<a href="#">DIANA PUKETAPU</a> (4334)	02:29:13	NZL	45-49 (32)	Female (156)
418	<a href="#">ELEANOR WHITE</a> (4114)	02:29:14	NZL	35-39 (21)	Female (157)
419	<a href="#">JULIE KRUUSMAA</a> (4516)	02:29:26	AUS	55-59 (21)	Female (158)
420	<a href="#">BORIS KIRILLOV</a> (3904)	02:29:31	RUS	80-84 (1)	Male (262)
421	<a href="#">ANNIKA FREDLUND HABERTH'R</a> (4326)	02:30:08	SUI	45-49 (33)	Female (159)
422	<a href="#">BRENDA NOBLES</a> (4527)	02:30:14	CAN	55-59 (22)	Female (160)
423	<a href="#">SANDRA STAPLEFORD</a> (4537)	02:30:14	CAN	55-59 (23)	Female (161)
424	<a href="#">WARREN BRUMBY</a> (3505)	02:30:45	NZL	55-59 (38)	Male (263)
425	<a href="#">RICHARD HALL</a> (3530)	02:31:10	NZL	55-59 (39)	Male (264)
426	<a href="#">SUSAN BYERS</a> (4510)	02:31:24	NZL	55-59 (24)	Female (162)
427	<a href="#">DAVID MOHI</a> (3117)	02:31:38	NZL	35-39 (25)	Male (265)
428	<a href="#">SANDRA WHALE</a> (4507)	02:32:28	NZL	55-59 (25)	Female (163)
429	<a href="#">KAREN BURGESS</a> (4639)	02:32:58		60-64 (21)	Female (164)
430	<a href="#">FAITH DENNIS MORRIS MORRIS</a> (4629)	02:32:58		60-64 (22)	Female (165)
431	<a href="#">"FRANÇOISE, ELISABETH, AUGUSTINE" ARNOULD</a> (29)	02:33:07	FRP	70-74 (6)	Female (166)
432	<a href="#">SHIRLEY BARLOW</a> (4603)	02:33:25	CAN	60-64 (23)	Female (167)
433	<a href="#">EDWARD MASINA</a> (3534)	02:33:28	NZL	55-59 (40)	Male (266)
434	<a href="#">JACQUELINE MITCHELL</a> (4543)	02:33:54	NZL	55-59 (26)	Female (168)
435	<a href="#">BARBARA STEVENSON</a> (4628)	02:33:58	NZL	60-64 (24)	Female (169)
436	<a href="#">ANN CLARKE</a> (4418)	02:34:05	NZL	50-54 (23)	Female (170)
437	<a href="#">GERADUS REGTIEN</a> (3901)	02:34:51	NZL	80-84 (2)	Male (267)
438	<a href="#">DEBORAH NESTI</a> (4416)	02:35:05	NZL	50-54 (24)	Female (171)
439	<a href="#">HELEN NG</a> (4124)	02:36:15	NZL	35-39 (22)	Female (172)
440	<a href="#">ALLAN WONG KAM</a> (3355)	02:37:19	NZL	45-49 (43)	Male (268)
441	<a href="#">FERGUS MCARTHUR</a> (3851)	02:37:52	AUS	75-79 (2)	Male (269)
442	<a href="#">SIRLE MAISTE</a> (4202)	02:41:26	FIN	40-44 (19)	Female (173)
443	<a href="#">PEEP MAISTE</a> (3402)	02:41:26	FIN	50-54 (51)	Male (270)
444	<a href="#">PETER APPLEFORD</a> (3550)	02:41:37	NZL	55-59 (41)	Male (271)
445	<a href="#">NITHIANANTHAN PILLAY</a> (3343)	02:41:46	NZL	45-49 (44)	Male (272)
446	<a href="#">GARTH BARFOOT</a> (3902)	02:41:49	NZL	80-84 (3)	Male (273)

<b>POS</b>	<b>NAME (#)</b>	<b>TIME</b>	<b>REPR COUNTRY</b>	<b>CATEG (POS)</b>	<b>GENDER (POS)</b>
447	<a href="#">MANUELA WILLIS</a> (502)	02:42:19		35-39 (26)	Male (274)
448	<a href="#">NORMAN WONG</a> (3310)	02:43:20	NZL   	45-49 (45)	Male (275)
449	<a href="#">LEON ROSE SKIPPER</a> (4535)	02:44:12	NZL   	55-59 (27)	Female (174)
450	<a href="#">LEANNE ELLISTON</a> (4411)	02:44:12	NZL   	50-54 (25)	Female (175)



SUMMARY HALF MARATHON

CATEGORIES

GENDERS





NAME / BIB#: 

RESET

English ▾

**WORLD MASTERS GAMES - ATHLETICS ROAD HALF MARATHON AND 10KM**20° 11° 88 SE  
9 kph

POS	NAME (#)	TIME	REPR COUNTRY	CATEG (POS)	GENDER (POS)
451	<a href="#">MARA FREIRE RODRIGUES DE SOUZA</a> (4331)	02:44:38	BRA	45-49 (34)	Female (176)
452	<a href="#">COLIN BECKERMANN</a> (3719)	02:44:44	NZL	65-69 (25)	Male (276)
453	<a href="#">CAROLINE MCCARTHY</a> (4422)	02:44:59	CAN	50-54 (26)	Female (177)
454	<a href="#">SIAN BURGESS</a> (4609)	02:45:06	NZL	60-64 (25)	Female (178)
455	<a href="#">LAUREN DYCK</a> (4518)	02:46:05	CAN	55-59 (28)	Female (179)
456	<a href="#">DENIS GRIFFIN</a> (3852)	02:46:30	NZL	75-79 (3)	Male (277)
457	<a href="#">SHIRLEY MACLUCAS</a> (4806)	02:46:41	NZL	70-74 (7)	Female (180)
458	<a href="#">DONNA BERRY</a> (4328)	02:46:53	AUS	45-49 (35)	Female (181)
459	<a href="#">TRUDY D'SOUZA</a> (4346)	02:47:17	NZL	45-49 (36)	Female (182)
460	<a href="#">CHARLES PIERSON</a> (3707)	02:47:25	AUS	65-69 (26)	Male (278)
461	<a href="#">JOHN LE COMTE</a> (3813)	02:52:37	NZL	70-74 (9)	Male (279)
462	<a href="#">JOHN SOMERVILLE</a> (3903)	02:53:08	NZL	80-84 (4)	Male (280)
463	<a href="#">SALLY MAIN</a> (4211)	02:57:12	NZL	40-44 (20)	Female (183)
464	<a href="#">CAROL MOFFITT</a> (4338)	02:57:12	NZL	45-49 (37)	Female (184)
465	<a href="#">VIRGINIA TERPSTRA</a> (4631)	02:57:42	NZL	60-64 (26)	Female (185)
466	<a href="#">MICHAEL KEVIN SULLIVAN</a> (3855)	02:57:42	NZL	75-79 (4)	Male (281)
467	<a href="#">SUSAN GUNN</a> (4610)	02:59:17	NZL	60-64 (27)	Female (186)
468	<a href="#">PAUL JURGELEIT</a> (3624)	02:59:18	NZL	60-64 (40)	Male (282)
469	<a href="#">LAURIE TURNER</a> (4526)	02:59:28		55-59 (29)	Female (187)
470	<a href="#">LYNDA APPLEFORD</a> (4718)	02:59:40	NZL	65-69 (15)	Female (188)
471	<a href="#">KENNY DESMOND BRENNAN</a> (3811)	03:00:19	NZL	70-74 (10)	Male (283)
472	<a href="#">FAY SOWERBY</a> (4717)	03:00:45	NZL	65-69 (16)	Female (189)
473	<a href="#">CLASINA VAN DER VEEKEN</a> (4951)	03:00:51	NZL	85-89 (1)	Female (190)
474	<a href="#">LAURIE FRENCH</a> (3526)	03:02:18	NZL	55-59 (42)	Male (284)
475	<a href="#">PHILIPPA FRENCH</a> (4413)	03:02:18	NZL	50-54 (27)	Female (191)
476	<a href="#">CHERIE PEARSON</a> (4619)	03:06:02	NZL	60-64 (28)	Female (192)
477	<a href="#">ANDY LAWRENCE</a> (3442)	03:10:15	NZL	50-54 (52)	Male (285)
478	<a href="#">LISA EDWARDS</a> (4311)	03:10:15	NZL	45-49 (38)	Female (193)
479	<a href="#">ROBIN HOULKER</a> (4611)	03:10:28	NZL	60-64 (29)	Female (194)
480	<a href="#">HELEN HODGKINSON</a> (4702)	03:11:43	NZL	65-69 (17)	Female (195)
481	<a href="#">GRETA VAN ZYL</a> (4215)	03:11:48	NZL	40-44 (21)	Female (196)
482	<a href="#">TIMOTHY VAN ZYL</a> (3328)	03:11:48	NZL	45-49 (46)	Male (286)
483	<a href="#">CHRISTINA BOLLARD</a> (4633)	03:12:31	NZL	60-64 (30)	Female (197)
484	<a href="#">FIONA FLEMING</a> (4525)	03:12:32	NZL	55-59 (30)	Female (198)
485	<a href="#">BARBARA TE AWHITU TE AWHITU</a> (4625)	03:13:14	NZL	60-64 (31)	Female (199)
486	<a href="#">SHIREE ANNE PARRISH</a> (4315)	03:15:14	NZL	45-49 (39)	Female (200)
487	<a href="#">LYNETTE WOOTTEN</a> (4502)	03:15:14	NZL	55-59 (31)	Female (201)
488	<a href="#">HEATHER HODGKINSON</a> (4529)	03:16:26	NZL	55-59 (32)	Female (202)
489	<a href="#">JOAN COFFEY</a> (4519)	03:17:33	NZL	55-59 (33)	Female (203)
490	<a href="#">ORINGA BARACH</a> (4808)	03:18:10	NZL	70-74 (8)	Female (204)
491	<a href="#">SUSAN BORK</a> (4513)	03:18:21	NZL	55-59 (34)	Female (205)
492	<a href="#">ELIZABETH BROWN</a> (4604)	03:18:29	NZL	60-64 (32)	Female (206)
493	<a href="#">SHELLEY MCMEEKEN</a> (4514)	03:19:53	NZL	55-59 (35)	Female (207)
494	<a href="#">REBECCA LETSON</a> (4101)	03:19:58	AUS	35-39 (23)	Female (208)
495	<a href="#">CAROLYN HOBSON</a> (4541)	03:20:07	NZL	55-59 (36)	Female (209)
496	<a href="#">KELVIN FITNESS</a> (3806)	03:20:20	NZL	70-74 (11)	Male (287)

<b>POS</b>	<b>NAME (#)</b>	<b>TIME</b>	<b>REPR COUNTRY</b>	<b>CATEG (POS)</b>	<b>GENDER (POS)</b>
497	<a href="#">ALETTA STOLTZ</a> (4713)	03:22:06	NZL   	65-69 (18)	Female (210)
498	<a href="#">STELLA LIM</a> (4712)	03:22:06	NZL   	65-69 (19)	Female (211)
499	<a href="#">ANDREW PILCHER</a> (3225)	03:28:13	NZL   	40-44 (32)	Male (288)
500	<a href="#">JOHN PILCHER</a> (3853)	03:28:13	NZL   	75-79 (5)	Male (289)

[SUMMARY](#)[HALF MARATHON](#)[CATEGORIES](#)[GENDERS](#)NAME / BIB#: [RESET](#)

English ▾

**WORLD MASTERS GAMES - ATHLETICS ROAD HALF MARATHON AND 10KM**20° 11° 88 SE  
9 kph

POS	NAME (#)	TIME	REPR COUNTRY	CATEG (POS)	GENDER (POS)
501	<a href="#">VIOLET OLIVER</a> (4709)	03:33:03	NZL	65-69 (20)	Female (212)
502	<a href="#">ANN LOUISE JORDAN</a> (4707)	03:33:03	NZL	65-69 (21)	Female (213)
DNF	<a href="#">TINA MCCULLOUGH</a> (4538)		NZL	55-59	Female
DNF	<a href="#">JUDITH NEWCOMBE</a> (4533)		NZL	55-59	Female
DNF	<a href="#">PETER KENT</a> (3716)		NZL	65-69	Male
DNF	<a href="#">DENIS MURPHY</a> (3608)		NZL	60-64	Male
DNF	<a href="#">DAVID MILNE</a> (3110)		NZL	35-39	Male
DNF	<a href="#">ALEX JONES</a> (3113)		NZL	35-39	Male
DNF	<a href="#">NICHOLAS PANNETT</a> (3103)		NZL	35-39	Male
DNF	<a href="#">CHRISTOPHER LANE</a> (3415)		NZL	50-54	Male

&lt;&lt; Page 11 of 11



YOU ARE HERE: [HOME \(/\)](#) / [WORLD MASTERS GAMES CROSS COUNTRY \(/COMPETITIONS/1514\)](#) / **4KM**

## WORLD MASTERS GAMES CROSS COUNTRY

VIEW PAST EVENTS

SELECT ▼

### SEARCH BY:

Participant:

Bib Number:

SEARCH ➤

### FILTER BY:

Gender:

Division:

### 4KM

RACE NUMBER	NAME	STATUS	TIME	PLACE	GENDER	GENDER PLACE	DIVISION
8001	VICTOR MANUEL MUA'OZ MORA (/COMPETITIONS/1514/4KM/8001/VICTOR%20MANUEL%20MUA%27OZ%20MORA)	COLOMBIA	0:23:31,6	1	MALE	1	MEN 8
8007	MARGARIDA STELLA COSTA HOCHSTATTER (/COMPETITIONS/1514/4KM/8007/MARGARIDA%20STELLA%20COSTA%20HOCHSTATTER)	BRAZIL	0:28:45,3	2	FEMALE	1	WOI 80
8005	GERADUS REGTIEN (/COMPETITIONS/1514/4KM/8005/GERADUS%20REGTIEN)	NEW ZEALAND	0:29:06,3	3	MALE	2	MEN 8
8008	RONALD STUART (/COMPETITIONS/1514/4KM/8008/RONALD%20STUART)	AUSTRALIA	0:33:52,3	4	MALE	3	MEN 8
8503	CLASINA VAN DER VEEKEN (/COMPETITIONS/1514/4KM/8503/CLASINA%20VAN%20DER%20VEEKEN)	NEW ZEALAND	0:34:20,4	5	FEMALE	2	WOI 85
8004	PETER SHEAF (/COMPETITIONS/1514/4KM/8004/PETER%20SHEAF)	NEW ZEALAND	0:34:28,5	6	MALE	4	MEN 8
8003	LUCY FRASER (/COMPETITIONS/1514/4KM/8003/LUCY%20FRASER)	NEW ZEALAND	0:34:32,2	7	FEMALE	3	WOI 80



RACE NUMBER	NAME	STATUS	TIME	PLACE	GENDER	GENDER PLACE	DIVI:
8506	KAREL MATZNER (/COMPETITIONS/1514/4KM/8506/KAREL%20MATZNER)	CZECH REPUBLIC	0:36:49,6	8	MALE	5	MEN 8
8504	STEPHEN JAMES DOUGLAS (/COMPETITIONS/1514/4KM/8504/STEPHEN%20JAMES%20DOUGLAS)	NEW ZEALAND	0:45:04,9	9	MALE	6	MEN 8
8502	GEORGE PEARCE (/COMPETITIONS/1514/4KM/8502/GEORGE%20PEARCE)	NEW ZEALAND	0:54:48,7	10	MALE	7	MEN 8



YOU ARE HERE: [HOME \(/\)](#) / [WORLD MASTERS GAMES CROSS COUNTRY \(/COMPETITIONS/1514\)](#) / **6KM**

## WORLD MASTERS GAMES CROSS COUNTRY

VIEW PAST EVENTS

SELECT 

### SEARCH BY:

Participant:

Bib Number:

SEARCH 

### FILTER BY:

Gender:

Division:

### 6KM

RACE NUMBER	NAME	STATUS	TIME	PLACE	GENDER	GENDER PLACE
3514	<a href="/COMPETITIONS/1514/6KM/3514/ABDERRAZAK%20ZBAIRI">ABDERRAZAK ZBAIRI (/COMPETITIONS/1514/6KM/3514/ABDERRAZAK%20ZBAIRI)</a>	FRANCE	0:21:13,9	1	MALE	1
4511	<a href="/COMPETITIONS/1514/6KM/4511/JASON%20CAMERON">JASON CAMERON (/COMPETITIONS/1514/6KM/4511/JASON%20CAMERON)</a>	NEW ZEALAND	0:21:27,4	2	MALE	2
4036	<a href="/COMPETITIONS/1514/6KM/4036/GENE%20RAND">GENE RAND (/COMPETITIONS/1514/6KM/4036/GENE%20RAND)</a>	NEW ZEALAND	0:21:39,5	3	MALE	3
3003	<a href="/COMPETITIONS/1514/6KM/3003/ANIEL%20SMITH">ANIEL SMITH (/COMPETITIONS/1514/6KM/3003/ANIEL%20SMITH)</a>	NEW ZEALAND	0:21:44,4	4	MALE	4
3523	<a href="/COMPETITIONS/1514/6KM/3523/MATHEW%20ROGERS">MATHEW ROGERS (/COMPETITIONS/1514/6KM/3523/MATHEW%20ROGERS)</a>	NEW ZEALAND	0:21:48,2	5	MALE	5
5049	<a href="/COMPETITIONS/1514/6KM/5049/PETER%20STEVENS">PETER STEVENS (/COMPETITIONS/1514/6KM/5049/PETER%20STEVENS)</a>	NEW ZEALAND	0:22:08,1	6	MALE	6



RACE NUMBER	NAME	STATUS	TIME	PLACE	GENDER	GENDER PLACE	
3010	SEVERI LUOTO (/COMPETITIONS/1514/6KM/3010/SEVERI%20LUOTO)	NEW ZEALAND	0:22:25,2	7	MALE	7	
5004	MICHAEL WRAY (/COMPETITIONS/1514/6KM/5004/MICHAEL%20WRAY)	NEW ZEALAND	0:22:27,9	8	MALE	8	
4531	JASON KEANE (/COMPETITIONS/1514/6KM/4531/JASON%20KEANE)	AUSTRALIA	0:22:28,0	9	MALE	9	
4529	DANIEL COATES (/COMPETITIONS/1514/6KM/4529/DANIEL%20COATES)	NEW ZEALAND	0:22:30,6	10	MALE	10	
5016	MALCOLM CORNELIUS (/COMPETITIONS/1514/6KM/5016/MALCOLM%20CORNELIUS)	NEW ZEALAND	0:22:33,7	11	MALE	11	
6004	ALLAN LONG (/COMPETITIONS/1514/6KM/6004/ALLAN%20LONG)	AUSTRALIA	0:22:37,0	12	MALE	12	
4019	GILLES JACQUES LAURENT BROUILLAUD (/COMPETITIONS/1514/6KM/4019/GILLES%20JACQUES%20LAURENT%20BROUILLAUD)	NEW CALEDONIA	0:22:58,6	13	MALE	13	
3009	JORGE ANDRES PAEZ (/COMPETITIONS/1514/6KM/3009/JORGE%20ANDRES%20PAEZ)	ARGENTINA	0:23:08,9	14	MALE	14	
5080	BRANIMIR KOMEL (/COMPETITIONS/1514/6KM/5080/BRANIMIR%20KOMEL)	SLOVENIA	0:23:18,0	15	MALE	15	
6057	IGOR VAKIN (/COMPETITIONS/1514/6KM/6057/IGOR%20VAKIN)	NEW ZEALAND	0:23:24,1	16	MALE	16	
6006	RYSZARD DRYPS (/COMPETITIONS/1514/6KM/6006/RYSZARD%20DRYPS)	POLAND	0:23:30,1	17	MALE	17	
4029	ENZO DARIO GAUNA (/COMPETITIONS/1514/6KM/4029/ENZO%20DARIO%20GAUNA)	ARGENTINA	0:23:30,7	18	MALE	18	
4023	JAMIE HALLA (/COMPETITIONS/1514/6KM/4023/JAMIE%20HALLA)	NEW ZEALAND	0:23:43,0	19	MALE	19	
5535	VADIM ANKUDINOV (/COMPETITIONS/1514/6KM/5535/VADIM%20ANKUDINOV)	NEW ZEALAND	0:23:49,9	20	MALE	20	
4021	CLINTON SANTORO (/COMPETITIONS/1514/6KM/4021/CLINTON%20SANTORO)	NEW ZEALAND	0:23:55,6	21	MALE	21	
5546	DAVID LEAR (/COMPETITIONS/1514/6KM/5546/DAVID%20LEAR)	NEW ZEALAND	0:24:15,5	22	MALE	22	
5565	PETER RICHARDS (/COMPETITIONS/1514/6KM/5565/PETER%20RICHARDS)	NEW ZEALAND	0:24:18,4	23	MALE	23	
5575	ROBIN BROWNE (/COMPETITIONS/1514/6KM/5575/ROBIN%20BROWNE)	CANADA	0:24:20,3	24	MALE	24	
4552	PAVEL KUDRNA (/COMPETITIONS/1514/6KM/4552/PAVEL%20KUDRNA)	CZECH REPUBLIC	0:24:22,9	25	MALE	25	
6061	MASAO SONO (/COMPETITIONS/1514/6KM/6061/MASAO%20SONO)	JAPAN	0:24:46,3	26	MALE	26	
5510	DAVID MOORMAN (/COMPETITIONS/1514/6KM/5510/DAVID%20MOORMAN)	NEW ZEALAND	0:24:47,7	27	MALE	27	
5012	PAAVO LOHMANN (/COMPETITIONS/1514/6KM/5012/PAAVO%20LOHMANN)	DEUTSCHLAND	0:24:54,7	28	MALE	28	
4006	DALIBOR VRHOVAC (/COMPETITIONS/1514/6KM/4006/DALIBOR%20VRHOVAC)	SERBIA	0:24:55,7	29	MALE	29	



RACE NUMBER	NAME	STATUS	TIME	PLACE	GENDER	GENDER PLACE	
3516	CSABA DR BOGNAR (/COMPETITIONS/1514/6KM/3516/CSABA%20DR%20BOGNAR)	HUNGARY	0:24:56,3	30	MALE	30	
5070	ALASTAIR MONRO (/COMPETITIONS/1514/6KM/5070/ALASTAIR%20MONRO)	NEW ZEALAND	0:25:01,1	31	MALE	31	
6024	MIKHAIL BUSLOV (/COMPETITIONS/1514/6KM/6024/MIKHAIL%20BUSLOV)	NEW ZEALAND	0:25:17,0	32	MALE	32	
5046	GUBERTAS TRUBILA (/COMPETITIONS/1514/6KM/5046/GUBERTAS%20TRUBILA)	LITHUANIA	0:25:17,9	33	MALE	33	
4016	ANNA MCRAE (/COMPETITIONS/1514/6KM/4016/ANNA%20MCRAE)	NEW ZEALAND	0:25:21,6	34	FEMALE	1	
3011	SANDRINE BENZ (/COMPETITIONS/1514/6KM/3011/SANDRINE%20BENZ)	SCHWEIZ	0:25:28,1	35	FEMALE	2	
4549	LINCOLN CHEN (/COMPETITIONS/1514/6KM/4549/LINCOLN%20CHEN)	AUSTRALIA	0:25:32,2	36	MALE	34	
5533	IGOR OZYUMENKO (/COMPETITIONS/1514/6KM/5533/IGOR%20OZYUMENKO)	NEW ZEALAND	0:25:35,3	37	MALE	35	
5558	ROBYN BASMAN (/COMPETITIONS/1514/6KM/5558/ROBYN%20BASMAN)	AUSTRALIA	0:25:38,1	38	FEMALE	3	
3002	MATIAS BERASATEGUI (/COMPETITIONS/1514/6KM/3002/MATIAS%20BERASATEGUI)	ARGENTINA	0:25:51,0	39	MALE	36	
5014	CARLOS JORGE OLIVEIRA RIBEIRO (/COMPETITIONS/1514/6KM/5014/CARLOS%20JORGE%20OLIVEIRA%20RIBEIRO)	PORTUGAL	0:25:53,0	40	MALE	37	
4540	WAYNE HEPENSTALL (/COMPETITIONS/1514/6KM/4540/WAYNE%20HEPENSTALL)	AUSTRALIA	0:26:10,5	41	MALE	38	
6009	JEREMY HIRST (/COMPETITIONS/1514/6KM/6009/JEREMY%20HIRST)	AUSTRALIA	0:26:12,7	42	MALE	39	
6074	PHILIP NAPPER (/COMPETITIONS/1514/6KM/6074/PHILIP%20NAPPER)	NEW ZEALAND	0:26:13,2	43	MALE	40	
3506	ANDRENA CLARKE (/COMPETITIONS/1514/6KM/3506/ANDRENA%20CLARKE)	NEW ZEALAND	0:26:23,0	44	FEMALE	4	
7001	KEVIN SOLOMON (/COMPETITIONS/1514/6KM/7001/KEVIN%20SOLOMON)	AUSTRALIA	0:26:24,5	45	MALE	41	
5505	ROBERT JOHN HOMAN (/COMPETITIONS/1514/6KM/5505/ROBERT%20JOHN%20HOMAN)	NEW ZEALAND	0:26:31,1	46	MALE	42	
4539	ROGER SANDERSON (/COMPETITIONS/1514/6KM/4539/ROGER%20SANDERSON)	NEW ZEALAND	0:26:34,3	47	MALE	43	
3508	KAVIN KONDABATHINI (/COMPETITIONS/1514/6KM/3508/KAVIN%20KONDABATHINI)	INDIA	0:26:39,7	48	MALE	44	
5548	SCOTT BURRIDGE (/COMPETITIONS/1514/6KM/5548/SCOTT%20BURRIDGE)	NEW ZEALAND	0:26:51,1	49	MALE	45	
5067	KENNETH STOW (/COMPETITIONS/1514/6KM/5067/KENNETH%20STOW)	NEW ZEALAND	0:26:53,1	50	MALE	46	
6513	BORIS ROGANOV (/COMPETITIONS/1514/6KM/6513/BORIS%20ROGANOV)	NEW ZEALAND	0:27:03,0	51	MALE	47	
4012	BRENDON WHITE (/COMPETITIONS/1514/6KM/4012/BRENDON%20WHITE)	NEW ZEALAND	0:27:04,3	52	MALE	48	



RACE NUMBER	NAME	STATUS	TIME	PLACE	GENDER	GENDER PLACE	
5512	VICTORIA GUNN (/COMPETITIONS/1514/6KM/5512/VICTORIA%20GUNN)	AUSTRALIA	0:27:15,2	53	FEMALE	5	
5573	STEPHEN DUXFIELD (/COMPETITIONS/1514/6KM/5573/STEPHEN%20DUXFIELD)	NEW ZEALAND	0:27:17,6	54	MALE	49	
3013	LUCIO ESTEBAN SIMONELLA (/COMPETITIONS/1514/6KM/3013/LUCIO%20ESTEBAN%20SIMONELLA)	ARGENTINA	0:27:22,1	55	MALE	50	
4031	LEIGH BROWELL (/COMPETITIONS/1514/6KM/4031/LEIGH%20BROWELL)	AUSTRALIA	0:27:23,5	56	MALE	51	
5519	ALF GARAN MANSSON (/COMPETITIONS/1514/6KM/5519/ALF%20GARAN%20MANSSON)	SWEDEN	0:27:23,9	57	MALE	52	
5029	ARMIN KASHAMMER (/COMPETITIONS/1514/6KM/5029/ARMIN%20KASHAMMER)	NEW ZEALAND	0:27:25,8	58	MALE	53	
7004	FREDDY SILLIEN (/COMPETITIONS/1514/6KM/7004/FREDDY%20SILLIEN)	BELGIUM	0:27:25,9	59	MALE	54	
6008	MURRAY HART (/COMPETITIONS/1514/6KM/6008/MURRAY%20HART)	NEW ZEALAND	0:27:30,5	60	MALE	55	
7005	ROBBIE COSTMEYER (/COMPETITIONS/1514/6KM/7005/ROBBIE%20COSTMEYER)	AUSTRALIA	0:27:39,1	61	MALE	56	
6001	STEWART MARK TAYLOR (/COMPETITIONS/1514/6KM/6001/STEWART%20MARK%20TAYLOR)	NEW ZEALAND	0:27:46,8	62	MALE	57	
5501	WENDY STEWART (/COMPETITIONS/1514/6KM/5501/WENDY%20STEWART)	AUSTRALIA	0:27:48,0	63	FEMALE	6	
6021	BRYAN BATES (/COMPETITIONS/1514/6KM/6021/BRYAN%20BATES)	NEW ZEALAND	0:27:56,5	64	MALE	58	
6064	HARALD FRANZ MAYER (/COMPETITIONS/1514/6KM/6064/HARALD%20FRANZ%20MAYER)	OSTERREICH	0:27:59,0	65	MALE	59	
4536	KYLIE MAYNE (/COMPETITIONS/1514/6KM/4536/KYLIE%20MAYNE)	AUSTRALIA	0:27:59,2	66	FEMALE	7	
5557	MARTIN DRANSFIELD (/COMPETITIONS/1514/6KM/5557/MARTIN%20DRANSFIELD)	NEW ZEALAND	0:28:09,5	67	MALE	60	
7029	VLADIMIR MALYKH (/COMPETITIONS/1514/6KM/7029/VLADIMIR%20MALYKH)	NEW ZEALAND	0:28:20,2	68	MALE	61	
5062	SALLY HUNT (/COMPETITIONS/1514/6KM/5062/SALLY%20HUNT)	AUSTRALIA	0:28:29,4	69	FEMALE	8	
3007	KHALED ELSHEBOKSHY (/COMPETITIONS/1514/6KM/3007/KHALED%20ELSHEBOKSHY)	EGYPT	0:28:45,0	70	MALE	62	
4020	HAYLEY BETH TAYLOR (/COMPETITIONS/1514/6KM/4020/HAYLEY%20BETH%20TAYLOR)	NEW ZEALAND	0:28:45,0	71	FEMALE	9	
6542	PAUL TWENTYMAN (/COMPETITIONS/1514/6KM/6542/PAUL%20TWENTYMAN)	NEW ZEALAND	0:28:49,3	72	MALE	63	
4033	NICOLAS JACKSON (/COMPETITIONS/1514/6KM/4033/NICOLAS%20JACKSON)	NEW ZEALAND	0:28:49,8	73	MALE	64	
4010	ALEXEI DRUMMOND (/COMPETITIONS/1514/6KM/4010/ALEXEI%20DRUMMOND)	NEW ZEALAND	0:28:53,3	74	MALE	65	
5567	CHRISTOPHER VERNON (/COMPETITIONS/1514/6KM/5567/CHRISTOPHER%20VERNON)	NEW ZEALAND	0:29:10,5	75	MALE	66	



RACE NUMBER	NAME	STATUS	TIME	PLACE	GENDER	GENDER PLACE	
3017	MARK ROWELL VERAR (/COMPETITIONS/1514/6KM/3017/MARK%20ROWELL%20VERAR)	NEW ZEALAND	0:29:19,7	76	MALE	67	
6049	FRANCO PARZANESE (/COMPETITIONS/1514/6KM/6049/FRANCO%20PARZANESE)	ITALIA	0:29:20,0	77	MALE	68	
6510	ALAN LICHTWARK (/COMPETITIONS/1514/6KM/6510/ALAN%20LICHTWARK)	NEW ZEALAND	0:29:21,5	78	MALE	69	
6056	CHARLES WORRINGHAM (/COMPETITIONS/1514/6KM/6056/CHARLES%20WORRINGHAM)	AUSTRALIA	0:29:35,0	79	MALE	70	
6539	LINDSAY PLANK (/COMPETITIONS/1514/6KM/6539/LINDSAY%20PLANK)	NEW ZEALAND	0:29:40,6	80	MALE	71	
5507	REGINA CISTIAKOVA (/COMPETITIONS/1514/6KM/5507/REGINA%20CISTIAKOVA)	LITHUANIA	0:29:41,9	81	FEMALE	10	
6023	STEVEN TURNER (/COMPETITIONS/1514/6KM/6023/STEVEN%20TURNER)	CANADA	0:29:44,2	82	MALE	72	
6508	KAREL BINTER (/COMPETITIONS/1514/6KM/6508/KAREL%20BINTER)	CZECH REPUBLIC	0:29:45,8	83	MALE	73	
5550	PAUL MATTHEWS (/COMPETITIONS/1514/6KM/5550/PAUL%20MATTHEWS)	NEW ZEALAND	0:29:50,8	84	MALE	74	
6535	PETER MASKIELL (/COMPETITIONS/1514/6KM/6535/PETER%20MASKIELL)	AUSTRALIA	0:30:01,6	85	MALE	75	
4017	COLIN DONAGHY (/COMPETITIONS/1514/6KM/4017/COLIN%20DONAGHY)	IRELAND	0:30:11,6	86	MALE	76	
3521	ANNA SCARTH (/COMPETITIONS/1514/6KM/3521/ANNA%20SCARTH)	NEW ZEALAND	0:30:22,4	87	FEMALE	11	
5517	CHRISTINE FRASER KITCHEN (/COMPETITIONS/1514/6KM/5517/CHRISTINE%20FRASER%20KITCHEN)	NEW ZEALAND	0:30:32,8	88	FEMALE	12	
5073	SUZANNE KIRK (/COMPETITIONS/1514/6KM/5073/SUZANNE%20KIRK)	NEW ZEALAND	0:30:36,0	89	FEMALE	13	
6524	IAIN CHINNERY (/COMPETITIONS/1514/6KM/6524/IAIN%20CHINNERY)	NEW ZEALAND	0:30:38,9	90	MALE	77	
5571	ANTON KHLBNIKOV (/COMPETITIONS/1514/6KM/5571/ANTON%20KHLBNIKOV)	SCHWEIZ	0:30:48,7	91	MALE	78	
5005	WENDY JOY BAKER (/COMPETITIONS/1514/6KM/5005/WENDY%20JOY%20BAKER)	NEW ZEALAND	0:31:01,6	92	FEMALE	14	
5028	WENDY BRADLEY (/COMPETITIONS/1514/6KM/5028/WENDY%20BRADLEY)	NEW ZEALAND	0:31:12,6	93	FEMALE	15	
6055	PETER VINCENT (/COMPETITIONS/1514/6KM/6055/PETER%20VINCENT)	NEW ZEALAND	0:31:15,2	94	MALE	79	
3015	MARINA BELOUSOVA (/COMPETITIONS/1514/6KM/3015/MARINA%20BELOUSOVA)	NEW ZEALAND	0:31:19,4	95	FEMALE	16	
6058	SUE MELTZER (/COMPETITIONS/1514/6KM/6058/SUE%20MELTZER)	NEW ZEALAND	0:31:21,7	96	FEMALE	17	
5511	GLEN O'LEARY (/COMPETITIONS/1514/6KM/5511/GLEN%20O%27LEARY)	AUSTRALIA	0:31:22,3	97	MALE	80	
6553	MICHAEL HALE (/COMPETITIONS/1514/6KM/6553/MICHAEL%20HALE)	NEW ZEALAND	0:31:25,1	98	MALE	81	



RACE NUMBER	NAME	STATUS	TIME	PLACE	GENDER	GENDER PLACE	
5039	JILL HALL (/COMPETITIONS/1514/6KM/5039/JILL%20HALL)	NEW ZEALAND	0:31:31,8	99	FEMALE	18	
6033	ANNE FYFE (/COMPETITIONS/1514/6KM/6033/ANNE%20FYFE)	AUSTRALIA	0:31:34,9	100	FEMALE	19	
5563	IVAN SMITH (/COMPETITIONS/1514/6KM/5563/IVAN%20SMITH)	NEW ZEALAND	0:31:36,3	101	MALE	82	
5559	DOMINIQUE GERMAINE LUCIENNE MEUNIER (/COMPETITIONS/1514/6KM/5559/DOMINIQUE%20GERMAINE%20LUCIENNE%20MEUNIER)	FRENCH POLYNESIA	0:31:52,9	102	FEMALE	20	
6036	VLADIMIR BELOUSOV (/COMPETITIONS/1514/6KM/6036/VLADIMIR%20BELOUSOV)	NEW ZEALAND	0:32:00,8	103	MALE	83	
5047	ANGELA FAY WARD (/COMPETITIONS/1514/6KM/5047/ANGELA%20FAY%20WARD)	NEW ZEALAND	0:32:05,5	104	FEMALE	21	
6545	CVETKO SUBAN (/COMPETITIONS/1514/6KM/6545/CVETKO%20SUBAN)	AUSTRALIA	0:32:06,1	105	MALE	84	
6051	ELIZABETH MARY HARDLEY (/COMPETITIONS/1514/6KM/6051/ELIZABETH%20MARY%20HARDLEY)	NEW ZEALAND	0:32:07,2	106	FEMALE	22	
5547	KAREN MATTHEWS (/COMPETITIONS/1514/6KM/5547/KAREN%20MATTHEWS)	NEW ZEALAND	0:32:14,0	107	FEMALE	23	
5019	DENISE LIMBY (/COMPETITIONS/1514/6KM/5019/DENISE%20LIMBY)	NEW ZEALAND	0:32:18,7	108	FEMALE	24	
5561	YVONNE SQUIRES (/COMPETITIONS/1514/6KM/5561/YVONNE%20SQUIRES)	CANADA	0:33:08,5	109	FEMALE	25	
6065	KENNETH SAUNDERS (/COMPETITIONS/1514/6KM/6065/KENNETH%20SAUNDERS)	AUSTRALIA	0:33:15,1	110	MALE	85	
5515	DEBORAH LEE BORIS (/COMPETITIONS/1514/6KM/5515/DEBORAH%20LEE%20BORIS)	CANADA	0:33:16,1	111	FEMALE	26	
6053	IRINA RYIBANINA (/COMPETITIONS/1514/6KM/6053/IRINA%20RYIBANINA)	NEW ZEALAND	0:33:19,4	112	FEMALE	27	
7024	ALAN JONES (/COMPETITIONS/1514/6KM/7024/ALAN%20JONES)	NEW ZEALAND	0:33:27,7	113	MALE	86	
6511	JOY BAKER (/COMPETITIONS/1514/6KM/6511/JOY%20BAKER)	NEW ZEALAND	0:33:29,6	114	FEMALE	28	
5536	JULIE PEKSIS (/COMPETITIONS/1514/6KM/5536/JULIE%20PEKSIS)	AUSTRALIA	0:33:41,1	115	FEMALE	29	
6079	GREGORY THOMPSON (/COMPETITIONS/1514/6KM/6079/GREGORY%20THOMPSON)	NEW ZEALAND	0:33:48,0	116	MALE	87	
6080	JACK LITTLETON (/COMPETITIONS/1514/6KM/6080/JACK%20LITTLETON)	CANADA	0:33:49,7	117	MALE	88	
4025	KATHLEEN EDGE (/COMPETITIONS/1514/6KM/4025/KATHLEEN%20EDGE)	NEW ZEALAND	0:33:55,7	118	FEMALE	30	
6054	PETER CLARKE (/COMPETITIONS/1514/6KM/6054/PETER%20CLARKE)	AUSTRALIA	0:33:59,7	119	MALE	89	
6507	BARBARA SCARFE (/COMPETITIONS/1514/6KM/6507/BARBARA%20SCARFE)	NEW ZEALAND	0:34:01,1	120	FEMALE	31	
6515	MAXWELL JAMES HOUSE (/COMPETITIONS/1514/6KM/6515/MAXWELL%20JAMES%20HOUSE)	NEW ZEALAND	0:34:18,5	121	MALE	90	



RACE NUMBER	NAME	STATUS	TIME	PLACE	GENDER	GENDER PLACE	
4022	SIMONE FOUGERE (/COMPETITIONS/1514/6KM/4022/SIMONE%20FOUGERE)	NEW ZEALAND	0:34:28,0	122	FEMALE	32	
4506	CAMERON RUSSELL (/COMPETITIONS/1514/6KM/4506/CAMERON%20RUSSELL)	NEW ZEALAND	0:35:03,8	123	MALE	91	
4556	BRONWYN MORRIS (/COMPETITIONS/1514/6KM/4556/BRONWYN%20MORRIS)	AUSTRALIA	0:35:06,7	124	FEMALE	33	
7501	TYRELL JAGGARD (/COMPETITIONS/1514/6KM/7501/TYRELL%20JAGGARD)	NEW ZEALAND	0:35:16,4	125	MALE	92	
7509	CLIVE RICHARDS (/COMPETITIONS/1514/6KM/7509/CLIVE%20RICHARDS)	NEW ZEALAND	0:35:23,3	126	MALE	93	
7505	KEITH MACKINLAY (/COMPETITIONS/1514/6KM/7505/KEITH%20MACKINLAY)	NEW ZEALAND	0:35:29,6	127	MALE	94	
5026	SARAH MAYO (/COMPETITIONS/1514/6KM/5026/SARAH%20MAYO)	NEW ZEALAND	0:35:31,2	128	FEMALE	34	
3529	TANIA MARIE NEALE (/COMPETITIONS/1514/6KM/3529/TANIA%20MARIE%20NEALE)	AUSTRALIA	0:35:45,0	129	FEMALE	35	
5513	STELLA BOND (/COMPETITIONS/1514/6KM/5513/STELLA%20BOND)	NEW ZEALAND	0:35:45,0	130	FEMALE	36	
6557	JOHN SOMERS (/COMPETITIONS/1514/6KM/6557/JOHN%20SOMERS)	NEW ZEALAND	0:35:49,9	131	MALE	95	
6046	BRADLEY VOSBURGH (/COMPETITIONS/1514/6KM/6046/BRADLEY%20VOSBURGH)	CANADA	0:36:12,2	132	MALE	96	
6083	GARETH JESS (/COMPETITIONS/1514/6KM/6083/GARETH%20JESS)	NEW ZEALAND	0:36:18,6	133	MALE	97	
6048	KATHLEEN ANN GODBER (/COMPETITIONS/1514/6KM/6048/KATHLEEN%20ANN%20GODBER)	NEW ZEALAND	0:36:32,7	134	FEMALE	37	
3509	YULIA KHIMICH (/COMPETITIONS/1514/6KM/3509/YULIA%20KHIMICH)	NEW ZEALAND	0:36:37,7	135	FEMALE	38	
4013	KRISTEN GILBERT (/COMPETITIONS/1514/6KM/4013/KRISTEN%20GILBERT)	NEW ZEALAND	0:36:50,2	136	FEMALE	39	
7027	KERRY BRAY (/COMPETITIONS/1514/6KM/7027/KERRY%20BRAY)	AUSTRALIA	0:37:00,5	137	FEMALE	40	
6520	BEVERLEY FALKNER (/COMPETITIONS/1514/6KM/6520/BEVERLEY%20FALKNER)	NEW ZEALAND	0:37:04,6	138	FEMALE	41	
4508	TAMMY ASHLEY (/COMPETITIONS/1514/6KM/4508/TAMMY%20ASHLEY)	NEW ZEALAND	0:37:04,7	139	FEMALE	42	
6020	CAROL KING (/COMPETITIONS/1514/6KM/6020/CAROL%20KING)	NEW ZEALAND	0:37:10,8	140	FEMALE	43	
5540	JUDITH UHLENBERG (/COMPETITIONS/1514/6KM/5540/JUDITH%20UHLENBERG)	NEW ZEALAND	0:37:32,8	141	FEMALE	44	
5528	HALYNA SHVEDOVA (/COMPETITIONS/1514/6KM/5528/HALYNA%20SHVEDOVA)	UKRAINE	0:37:37,8	142	FEMALE	45	
7026	FERNAND CHAVES (/COMPETITIONS/1514/6KM/7026/FERNAND%20CHAVES)	FRENCH POLYNESIA	0:37:40,4	143	MALE	98	
5520	BELINDA HANSEN (/COMPETITIONS/1514/6KM/5520/BELINDA%20HANSEN)	AUSTRALIA	0:37:50,6	144	FEMALE	46	





RACE NUMBER	NAME	STATUS	TIME	PLACE	GENDER	GENDER PLACE	
5048	ROSALIND DYER (/COMPETITIONS/1514/6KM/5048/ROSALIND%20DYER)	AUSTRALIA	0:37:54,0	145	FEMALE	47	
5052	WENDY THEBERGE (/COMPETITIONS/1514/6KM/5052/WENDY%20THEBERGE)	CANADA	0:38:04,2	146	FEMALE	48	
6069	LLOYD SAXON (/COMPETITIONS/1514/6KM/6069/LLOYD%20SAXON)	NEW ZEALAND	0:38:04,2	147	MALE	99	
6540	EVELYNE RAMOND (/COMPETITIONS/1514/6KM/6540/EVELYNE%20RAMOND)	FRENCH POLYNESIA	0:38:15,1	148	FEMALE	49	
7032	JEREMY MATHERS (/COMPETITIONS/1514/6KM/7032/JEREMY%20MATHERS)	SOUTH AFRICA	0:38:15,6	149	MALE	100	
7023	MILOSLAVA ROCNAKOVA (/COMPETITIONS/1514/6KM/7023/MILOSLAVA%20ROCNAKOVA)	CZECH REPUBLIC	0:38:16,4	150	FEMALE	50	
4514	JAYSHREEBEN NAYEE (/COMPETITIONS/1514/6KM/4514/JAYSHREEBEN%20NAYEE)	NEW ZEALAND	0:38:39,0	151	FEMALE	51	
6075	JOANNE TURNER (/COMPETITIONS/1514/6KM/6075/JOANNE%20TURNER)	CANADA	0:39:12,1	152	FEMALE	52	
6059	BERNADETTE CHRISTINE KANE (/COMPETITIONS/1514/6KM/6059/BERNADETTE%20CHRISTINE%20KANE)	AUSTRALIA	0:39:13,7	153	FEMALE	53	
6519	DOUGLAS HAMILTON (/COMPETITIONS/1514/6KM/6519/DOUGLAS%20HAMILTON)	NEW ZEALAND	0:39:18,6	154	MALE	101	
7021	KATHLEEN FRABLE (/COMPETITIONS/1514/6KM/7021/KATHLEEN%20FRABLE)	NEW ZEALAND	0:39:29,9	155	FEMALE	54	
6032	JUDITH THOMPSON (/COMPETITIONS/1514/6KM/6032/JUDITH%20THOMPSON)	NEW ZEALAND	0:39:46,0	156	FEMALE	55	
5050	SUSAN PEDEN (/COMPETITIONS/1514/6KM/5050/SUSAN%20PEDEN)	AUSTRALIA	0:39:54,6	157	FEMALE	56	
6063	KEVIN DILLON (/COMPETITIONS/1514/6KM/6063/KEVIN%20DILLON)	NEW ZEALAND	0:40:20,4	158	MALE	102	
5542	WEN CHIEN CHIA (/COMPETITIONS/1514/6KM/5542/WEN%20CHIEN%20CHIA)	SINGAPORE	0:40:34,7	159	MALE	103	
4543	PETA BRAY (/COMPETITIONS/1514/6KM/4543/PETA%20BRAY)	AUSTRALIA	0:40:40,0	160	FEMALE	57	
5544	PAULA RYAN (/COMPETITIONS/1514/6KM/5544/PAULA%20RYAN)	AUSTRALIA	0:41:07,8	161	FEMALE	58	
6501	BEVERLEY STUBBINGS (/COMPETITIONS/1514/6KM/6501/BEVERLEY%20STUBBINGS)	AUSTRALIA	0:41:21,6	162	FEMALE	59	
6550	EVA CUPALOVA (/COMPETITIONS/1514/6KM/6550/EVA%20CUPALOVA)	CZECH REPUBLIC	0:41:33,1	163	FEMALE	60	
6526	LYNTON BRIDGER (/COMPETITIONS/1514/6KM/6526/LYNTON%20BRIDGER)	NEW ZEALAND	0:42:02,8	164	MALE	104	
5516	JANET CONNOR (/COMPETITIONS/1514/6KM/5516/JANET%20CONNOR)	AUSTRALIA	0:42:43,6	165	FEMALE	61	
5068	SHERRON TAMATEA-SCOWN (/COMPETITIONS/1514/6KM/5068/SHERRON%20TAMATEA-SCOWN)	NEW ZEALAND	0:42:48,9	166	FEMALE	62	
6563	ANTHONY HARTNETT (/COMPETITIONS/1514/6KM/6563/ANTHONY%20HARTNETT)	NEW ZEALAND	0:42:55,5	167	MALE	105	



RACE NUMBER	NAME	STATUS	TIME	PLACE	GENDER	GENDER PLACE	[
6002	MARIANNE VELCIC (/COMPETITIONS/1514/6KM/6002/MARIANNE%20VELCIC)	CANADA	0:43:08,8	168	FEMALE	63	
5010	DOMNIC D'SILVA (/COMPETITIONS/1514/6KM/5010/DOMNIC%20D%27SILVA)	NEW ZEALAND	0:43:21,6	169	MALE	106	
4523	KRISTY SUZ LAI YIEN NG (/COMPETITIONS/1514/6KM/4523/KRISTY%20SUZ%20LAI%20YIEN%20NG)	SINGAPORE	0:43:59,3	170	FEMALE	64	
5042	DELWYN HERON (/COMPETITIONS/1514/6KM/5042/DELWYN%20HERON)	NEW ZEALAND	0:47:25,6	171	FEMALE	65	
6072	CHARLOTTE PRICE (/COMPETITIONS/1514/6KM/6072/CHARLOTTE%20PRICE)	NEW ZEALAND	0:50:04,4	172	FEMALE	66	
4515	SHANAN PRASAD (/COMPETITIONS/1514/6KM/4515/SHANAN%20PRASAD)	NEW ZEALAND	0:51:52,7	173	FEMALE	67	
6068	ANNE MORGAN (/COMPETITIONS/1514/6KM/6068/ANNE%20MORGAN)	NEW ZEALAND	0:58:05,3	174	FEMALE	68	
6045	NIKOLAY KRASNIKOV (/COMPETITIONS/1514/6KM/6045/NIKOLAY%20KRASNIKOV)	NEW ZEALAND	0:24:55,3	175	MALE	107	
6532	GRAEME ADAMS (/COMPETITIONS/1514/6KM/6532/GRAEME%20ADAMS)	NEW ZEALAND	0:30:36,6	176	MALE	108	





YOU ARE HERE: [HOME \(/\)](#) / [WORLD MASTERS GAMES CROSS COUNTRY \(/COMPETITIONS/1514\)](#) / **8KM**

## WORLD MASTERS GAMES CROSS COUNTRY

VIEW PAST EVENTS

SELECT ▼

### SEARCH BY:

Participant:

Bib Number:

SEARCH ➤

### FILTER BY:

Gender:

Division:

### 8KM

RACE NUMBER	NAME	STATUS	TIME	PLACE	GENDER	GENDER PLACE
3525	JONATHAN MCKEE MCKEE (/COMPETITIONS/1514/8KM/3525/JONATHAN%20MCKEE%20MCKEE)	NEW ZEALAND	0:27:07,9	1	MALE	1
3526	GREGORY DARBYSHIRE (/COMPETITIONS/1514/8KM/3526/GREGORY%20DARBYSHIRE)	NEW ZEALAND	0:27:11,7	2	MALE	2
3531	DWIGHT GRIEVE (/COMPETITIONS/1514/8KM/3531/DWIGHT%20GRIEVE)	NEW ZEALAND	0:28:20,4	3	MALE	3
4039	NICHOLAS DAVID MOORE (/COMPETITIONS/1514/8KM/4039/NICHOLAS%20DAVID%20MOORE)	NEW ZEALAND	0:28:31,2	4	MALE	4
4521	CHRISTOPHER MARDON (/COMPETITIONS/1514/8KM/4521/CHRISTOPHER%20MARDON)	NEW ZEALAND	0:28:35,5	5	MALE	5
3532	SIMON MACE (/COMPETITIONS/1514/8KM/3532/SIMON%20MACE)	NEW ZEALAND	0:28:47,5	6	MALE	6

RACE NUMBER	NAME	STATUS	TIME	PLACE	GENDER	GENDER PLACE
4014	ALLAN STAITE (/COMPETITIONS/1514/8KM/4014/ALLAN%20STAITE)	NEW ZEALAND	0:29:02,9	7	MALE	7
4505	SASHA DANIELS (/COMPETITIONS/1514/8KM/4505/SASHA%20DANIELS)	NEW ZEALAND	0:29:09,7	8	MALE	8
5035	GEORGES RICHMOND (/COMPETITIONS/1514/8KM/5035/GEORGES%20RICHMOND)	FRENCH POLYNESIA	0:29:13,6	9	MALE	9
3534	ERIC CONCE (/COMPETITIONS/1514/8KM/3534/ERIC%20CONCE)	FRANCE	0:29:26,0	10	MALE	10
3501	NICHOLAS PANNETT (/COMPETITIONS/1514/8KM/3501/NICHOLAS%20PANNETT)	NEW ZEALAND	0:29:32,3	11	MALE	11
3001	CALEB PEARSON (/COMPETITIONS/1514/8KM/3001/CALEB%20PEARSON)	NEW ZEALAND	0:29:38,5	12	MALE	12
4007	FRADARIC ADAM (/COMPETITIONS/1514/8KM/4007/FRADARIC%20ADAM)	FRANCE	0:29:46,7	13	MALE	13
4510	SIMON YARROW (/COMPETITIONS/1514/8KM/4510/SIMON%20YARROW)	NEW ZEALAND	0:30:06,2	14	MALE	14
5577	DAVID RICHES (/COMPETITIONS/1514/8KM/5577/DAVID%20RICHES)	AUSTRALIA	0:30:10,8	15	MALE	15
4564	RICHARD CONYNGHAM (/COMPETITIONS/1514/8KM/4564/RICHARD%20CONYNGHAM)	NEW ZEALAND	0:30:18,2	16	MALE	16
5030	STEPHEN WENZLICK (/COMPETITIONS/1514/8KM/5030/STEPHEN%20WENZLICK)	NEW ZEALAND	0:31:20,1	17	MALE	17
3517	MICHAEL HALE (/COMPETITIONS/1514/8KM/3517/MICHAEL%20HALE)	NEW ZEALAND	0:31:32,7	18	MALE	18
5064	SALLY GIBBS (/COMPETITIONS/1514/8KM/5064/SALLY%20GIBBS)	NEW ZEALAND	0:31:42,0	19	FEMALE	1
6019	GEOFFREY ANDERSON (/COMPETITIONS/1514/8KM/6019/GEOFFREY%20ANDERSON)	NEW ZEALAND	0:31:44,0	20	MALE	19
5043	BRENT HALLEY (/COMPETITIONS/1514/8KM/5043/BRENT%20HALLEY)	NEW ZEALAND	0:31:44,7	21	MALE	20
4047	DARREN GORDON (/COMPETITIONS/1514/8KM/4047/DARREN%20GORDON)	NEW ZEALAND	0:31:50,0	22	MALE	21
5079	ANTONY WARREN (/COMPETITIONS/1514/8KM/5079/ANTONY%20WARREN)	NEW ZEALAND	0:31:50,9	23	MALE	22
4527	LUCIANO IGNACIO MARINO (/COMPETITIONS/1514/8KM/4527/LUCIANO%20IGNACIO%20MARINO)	ARGENTINA	0:32:00,7	24	MALE	23
4051	ROBERT HAMILTON (/COMPETITIONS/1514/8KM/4051/ROBERT%20HAMILTON)	NEW ZEALAND	0:32:17,6	25	MALE	24
5066	MATJAZ VRHUNC (/COMPETITIONS/1514/8KM/5066/MATJAZ%20VRHUNC)	SLOVENIA	0:32:43,8	26	MALE	25
4567	GAINETE FERENSOVICZ (/COMPETITIONS/1514/8KM/4567/GAINETE%20FERENSOVICZ)	BRAZIL	0:32:55,1	27	MALE	26
5018	JOHN CAIE (/COMPETITIONS/1514/8KM/5018/JOHN%20CAIE)	NEW ZEALAND	0:32:58,2	28	MALE	27
4003	ADRIANNE FRANCES MCKENZIE (/COMPETITIONS/1514/8KM/4003/ADRIANNE%20FRANCES%20MCKENZIE)	NEW ZEALAND	0:32:58,5	29	FEMALE	2

RACE NUMBER	NAME	STATUS	TIME	PLACE	GENDER	GENDER PLACE
4516	MARK PITCAITHLY (/COMPETITIONS/1514/8KM/4516/MARK%20PITCAITHLY)	NEW ZEALAND	0:33:04,6	30	MALE	28
4042	DAVID STEELE (/COMPETITIONS/1514/8KM/4042/DAVID%20STEELE)	NEW ZEALAND	0:33:16,5	31	MALE	29
5024	JIANPING XU (/COMPETITIONS/1514/8KM/5024/JIANPING%20XU)	CANADA	0:33:17,6	32	MALE	30
5514	ANDREW PIRIE (/COMPETITIONS/1514/8KM/5514/ANDREW%20PIRIE)	NEW ZEALAND	0:33:22,4	33	MALE	31
4544	ALAIN BOMBANEL (/COMPETITIONS/1514/8KM/4544/ALAIN%20BOMBANEL)	NEW CALEDONIA	0:33:34,3	34	MALE	32
4046	DEBORAH PLUMMER (/COMPETITIONS/1514/8KM/4046/DEBORAH%20PLUMMER)	NEW ZEALAND	0:33:39,1	35	FEMALE	3
4566	FRANK CRUICKSHANK (/COMPETITIONS/1514/8KM/4566/FRANK%20CRUICKSHANK)	NEW ZEALAND	0:33:39,7	36	MALE	33
4541	SEAN BARDSLEY (/COMPETITIONS/1514/8KM/4541/SEAN%20BARDSLEY)	NEW ZEALAND	0:33:41,8	37	MALE	34
5534	TONY KING (/COMPETITIONS/1514/8KM/5534/TONY%20KING)	NEW ZEALAND	0:33:46,3	38	MALE	35
6013	GORDON MOLLER (/COMPETITIONS/1514/8KM/6013/GORDON%20MOLLER)	AUSTRALIA	0:33:53,7	39	MALE	36
5001	DAVID CLARK (/COMPETITIONS/1514/8KM/5001/DAVID%20CLARK)	NEW ZEALAND	0:33:59,9	40	MALE	37
6522	JOHN THOMSON (/COMPETITIONS/1514/8KM/6522/JOHN%20THOMSON)	NEW ZEALAND	0:34:10,8	41	MALE	38
3503	EVAN ATKINSON (/COMPETITIONS/1514/8KM/3503/EVAN%20ATKINSON)	NEW ZEALAND	0:34:23,7	42	MALE	39
5564	KEITH WAKELIN (/COMPETITIONS/1514/8KM/5564/KEITH%20WAKELIN)	CANADA	0:34:33,2	43	MALE	40
5063	ALLAN JANES (/COMPETITIONS/1514/8KM/5063/ALLAN%20JANES)	NEW ZEALAND	0:34:50,3	44	MALE	41
5570	SERGEI SYSTEROV (/COMPETITIONS/1514/8KM/5570/SERGEI%20SYSTEROV)	NEW ZEALAND	0:34:56,9	45	MALE	42
4504	MICHAEL DALL (/COMPETITIONS/1514/8KM/4504/MICHAEL%20DALL)	NEW ZEALAND	0:35:03,7	46	MALE	43
5556	SHANE CONNOLLY (/COMPETITIONS/1514/8KM/5556/SHANE%20CONNOLLY)	NEW ZEALAND	0:35:12,1	47	MALE	44
3528	KATRIN GOTTSCHALK (/COMPETITIONS/1514/8KM/3528/KATRIN%20GOTTSCHALK)	NEW ZEALAND	0:35:13,4	48	FEMALE	4
6537	ALLAN MAYFIELD (/COMPETITIONS/1514/8KM/6537/ALLAN%20MAYFIELD)	AUSTRALIA	0:35:35,3	49	MALE	45
6011	PATRICK CANDE (/COMPETITIONS/1514/8KM/6011/PATRICK%20CANDE)	FRENCH POLYNESIA	0:35:37,5	50	MALE	46
6502	MARTIN CORTVRIEND (/COMPETITIONS/1514/8KM/6502/MARTIN%20CORTVRIEND)	NEW ZEALAND	0:35:43,8	51	MALE	47
4027	ALEJO PEREZ LEGUIZAMON (/COMPETITIONS/1514/8KM/4027/ALEJO%20PEREZ%20LEGUIZAMON)	ARGENTINA	0:35:46,4	52	MALE	48

RACE NUMBER	NAME	STATUS	TIME	PLACE	GENDER	GENDER PLACE
5549	MAHIPATI SHANKAR SANKPAL (/COMPETITIONS/1514/8KM/5549/MAHIPATI%20SHANKAR%20SANKPAL)	INDIA	0:35:48,3	53	MALE	49
4519	STEPHEN ADAIR BURGESS (/COMPETITIONS/1514/8KM/4519/STEPHEN%20ADAI%20BURGESS)	NEW ZEALAND	0:35:54,2	54	MALE	50
5054	ANDREW HOLLAND (/COMPETITIONS/1514/8KM/5054/ANDREW%20HOLLAND)	NEW ZEALAND	0:35:57,1	55	MALE	51
4044	SEBASTIEN PETIT (/COMPETITIONS/1514/8KM/4044/SEBASTIEN%20PETIT)	FRENCH POLYNESIA	0:35:58,8	56	MALE	52
6528	LEONID SKOTIN (/COMPETITIONS/1514/8KM/6528/LEONID%20SKOTIN)	NEW ZEALAND	0:36:04,3	57	MALE	53
5566	PAUL CHRISTOPHER TURNER (/COMPETITIONS/1514/8KM/5566/PAUL%20CHRISTOPHER%20TURNER)	NEW ZEALAND	0:36:08,4	58	MALE	54
4528	CRISTINE SUFFOLK (/COMPETITIONS/1514/8KM/4528/CRISTINE%20SUFFOLK)	AUSTRALIA	0:36:17,3	59	FEMALE	5
6027	MARGARET PEAT (/COMPETITIONS/1514/8KM/6027/MARGARET%20PEAT)	NEW ZEALAND	0:36:19,2	60	FEMALE	6
6561	OMER VAN NOTEN (/COMPETITIONS/1514/8KM/6561/OMER%20VAN%20NOTEN)	BELGIUM	0:36:21,0	61	MALE	55
3511	WILFREDO VERAR (/COMPETITIONS/1514/8KM/3511/WILFREDO%20VERAR)	NEW ZEALAND	0:36:32,7	62	MALE	56
5530	CAROLYN SMITH (/COMPETITIONS/1514/8KM/5530/CAROLYN%20SMITH)	NEW ZEALAND	0:36:33,1	63	FEMALE	7
4509	KARWYN WERDER (/COMPETITIONS/1514/8KM/4509/KARWYN%20WERDER)	NEW ZEALAND	0:36:38,2	64	MALE	57
4045	JANA MARUSAKOVA (/COMPETITIONS/1514/8KM/4045/JANA%20MARUSAKOVA)	NEW ZEALAND	0:36:47,6	65	FEMALE	8
4558	PATRICK HOLDEN (/COMPETITIONS/1514/8KM/4558/PATRICK%20HOLDEN)	NEW ZEALAND	0:36:49,2	66	MALE	58
4562	ROGER AIM (/COMPETITIONS/1514/8KM/4562/ROGER%20AIM)	NEW ZEALAND	0:36:50,5	67	MALE	59
4530	KERRY ASH (/COMPETITIONS/1514/8KM/4530/KERRY%20ASH)	NEW ZEALAND	0:37:02,3	68	FEMALE	9
6534	VLADIMIR SPORYKHIN (/COMPETITIONS/1514/8KM/6534/VLADIMIR%20SPORYKHIN)	NEW ZEALAND	0:37:04,7	69	MALE	60
5040	JONATHAN ASH (/COMPETITIONS/1514/8KM/5040/JONATHAN%20ASH)	NEW ZEALAND	0:37:05,8	70	MALE	61
4011	SOREN WAKELIN (/COMPETITIONS/1514/8KM/4011/SOREN%20WAKELIN)	CANADA	0:37:16,1	71	MALE	62
3524	SHANNON-LEIGH LITT (/COMPETITIONS/1514/8KM/3524/SHANNON-LEIGH%20LITT)	NEW ZEALAND	0:37:17,1	72	FEMALE	10
3012	JEREMY THEW (/COMPETITIONS/1514/8KM/3012/JEREMY%20THEW)	NEW ZEALAND	0:37:19,4	73	MALE	63
5503	JOHN VAN ROOYEN (/COMPETITIONS/1514/8KM/5503/JOHN%20VAN%20ROOYEN)	AUSTRALIA	0:37:23,7	74	MALE	64
5537	JANICE MCCAFFREY (/COMPETITIONS/1514/8KM/5537/JANICE%20MCCAFFREY)	CANADA	0:37:29,0	75	FEMALE	11

RACE NUMBER	NAME	STATUS	TIME	PLACE	GENDER	GENDER PLACE
5543	GEOFFREY DREADON (/COMPETITIONS/1514/8KM/5543/GEOFFREY%20DREADON)	NEW ZEALAND	0:37:37,8	76	MALE	65
6039	RICHARD BRESEMAN (/COMPETITIONS/1514/8KM/6039/RICHARD%20BRESEMAN)	NEW ZEALAND	0:37:52,6	77	MALE	66
4037	VIVIAN WING-SZE LEE (/COMPETITIONS/1514/8KM/4037/VIVIAN%20WING-SZE%20LEE)	NEW ZEALAND	0:37:53,6	78	FEMALE	12
6523	PETER KENT (/COMPETITIONS/1514/8KM/6523/PETER%20KENT)	NEW ZEALAND	0:38:13,3	79	MALE	67
3502	STUART FARQUHARSON (/COMPETITIONS/1514/8KM/3502/STUART%20FARQUHARSON)	NEW ZEALAND	0:38:21,1	80	MALE	68
6052	MICHAEL WHITING (/COMPETITIONS/1514/8KM/6052/MICHAEL%20WHITING)	CANADA	0:38:24,7	81	MALE	69
5531	DIANE GREEN (/COMPETITIONS/1514/8KM/5531/DIANE%20GREEN)	AUSTRALIA	0:38:28,8	82	FEMALE	13
4008	GRAHAM BLAND (/COMPETITIONS/1514/8KM/4008/GRAHAM%20BLAND)	NEW ZEALAND	0:38:33,8	83	MALE	70
5521	MICHAEL PUNSHON (/COMPETITIONS/1514/8KM/5521/MICHAEL%20PUNSHON)	AUSTRALIA	0:38:36,1	84	MALE	71
5051	ALAN ROBERTS (/COMPETITIONS/1514/8KM/5051/ALAN%20ROBERTS)	UK	0:38:46,4	85	MALE	72
5554	RASHIT MUKHTASAROV (/COMPETITIONS/1514/8KM/5554/RASHIT%20MUKHTASAROV)	NEW ZEALAND	0:38:58,8	86	MALE	73
5065	MARK ARTHUR (/COMPETITIONS/1514/8KM/5065/MARK%20ARTHUR)	NEW ZEALAND	0:39:03,2	87	MALE	74
6548	JOHN WALTON (/COMPETITIONS/1514/8KM/6548/JOHN%20WALTON)	AUSTRALIA	0:39:05,1	88	MALE	75
4553	JOANNE STRAHAN (/COMPETITIONS/1514/8KM/4553/JOANNE%20STRAHAN)	NEW ZEALAND	0:39:08,3	89	FEMALE	14
6007	KAREN CROSSAN (/COMPETITIONS/1514/8KM/6007/KAREN%20CROSSAN)	NEW ZEALAND	0:39:11,1	90	FEMALE	15
6509	GARY KIRKMAN (/COMPETITIONS/1514/8KM/6509/GARY%20KIRKMAN)	NEW ZEALAND	0:39:18,8	91	MALE	76
5551	KAREN PETLEY (/COMPETITIONS/1514/8KM/5551/KAREN%20PETLEY)	AUSTRALIA	0:39:25,2	92	FEMALE	16
6547	GRAHAM BATCHELOR (/COMPETITIONS/1514/8KM/6547/GRAHAM%20BATCHELOR)	NEW ZEALAND	0:39:26,2	93	MALE	77
5020	GRANT KOBUS (/COMPETITIONS/1514/8KM/5020/GRANT%20KOBUS)	NEW ZEALAND	0:39:49,3	94	MALE	78
5532	PAUL DONOVAN (/COMPETITIONS/1514/8KM/5532/PAUL%20DONOVAN)	NEW ZEALAND	0:39:52,0	95	MALE	79
3520	TANJA LENZ (/COMPETITIONS/1514/8KM/3520/TANJA%20LENZ)	NEW ZEALAND	0:40:04,9	96	FEMALE	17
4532	GRAHAM FORD (/COMPETITIONS/1514/8KM/4532/GRAHAM%20FORD)	NEW ZEALAND	0:40:09,9	97	MALE	80
4560	SUSAN HYATT (/COMPETITIONS/1514/8KM/4560/SUSAN%20HYATT)	NEW ZEALAND	0:40:10,2	98	FEMALE	18

RACE NUMBER	NAME	STATUS	TIME	PLACE	GENDER	GENDER PLACE
6543	JUDITH STEWART (/COMPETITIONS/1514/8KM/6543/JUDITH%20STEWART)	NEW ZEALAND	0:40:11,3	99	FEMALE	19
4004	DEBORAH MONAGHAN (/COMPETITIONS/1514/8KM/4004/DEBORAH%20MONAGHAN)	NEW ZEALAND	0:40:17,3	100	FEMALE	20
6546	PETER WILLMOTT (/COMPETITIONS/1514/8KM/6546/PETER%20WILLMOTT)	NEW ZEALAND	0:40:51,9	101	MALE	81
4525	GABY RANG (/COMPETITIONS/1514/8KM/4525/GABY%20RANG)	DEUTSCHLAND	0:40:59,0	102	FEMALE	21
5569	GEOFFREY BURROWS (/COMPETITIONS/1514/8KM/5569/GEOFFREY%20BURROWS)	NEW ZEALAND	0:41:03,0	103	MALE	82
5077	MICHAEL DUTHIE (/COMPETITIONS/1514/8KM/5077/MICHAEL%20DUTHIE)	NEW ZEALAND	0:41:04,9	104	MALE	83
4024	TONY KUKLINSKI (/COMPETITIONS/1514/8KM/4024/TONY%20KUKLINSKI)	NEW ZEALAND	0:41:27,6	105	MALE	84
5060	ENRIQUE SANCHEZ (/COMPETITIONS/1514/8KM/5060/ENRIQUE%20SANCHEZ)	CANADA	0:41:29,9	106	MALE	85
7012	JOHN BOOCOCK (/COMPETITIONS/1514/8KM/7012/JOHN%20BOOCOCK)	NEW ZEALAND	0:41:33,0	107	MALE	86
7016	OWEN STANDEN (/COMPETITIONS/1514/8KM/7016/OWEN%20STANDEN)	NEW ZEALAND	0:41:36,5	108	MALE	87
3008	NATALIE GALLANT (/COMPETITIONS/1514/8KM/3008/NATALIE%20GALLANT)	NEW ZEALAND	0:41:37,9	109	FEMALE	22
4053	ROBERT HUTTON (/COMPETITIONS/1514/8KM/4053/ROBERT%20HUTTON)	NEW ZEALAND	0:41:40,5	110	MALE	88
5025	PAUL GESTRO (/COMPETITIONS/1514/8KM/5025/PAUL%20GESTRO)	NEW ZEALAND	0:41:55,0	111	MALE	89
7019	LUTERO ARAUJO (/COMPETITIONS/1514/8KM/7019/LUTERO%20ARAUJO)	BRAZIL	0:41:58,4	112	MALE	90
6558	NEIL WAKELIN (/COMPETITIONS/1514/8KM/6558/NEIL%20WAKELIN)	CANADA	0:42:05,6	113	MALE	91
4052	BRONWYN MCKEAGE (/COMPETITIONS/1514/8KM/4052/BRONWYN%20MCKEAGE)	NEW ZEALAND	0:42:06,2	114	FEMALE	23
4009	DANIELA DIMITROVA (/COMPETITIONS/1514/8KM/4009/DANIELA%20DIMITROVA)	BULGARIA	0:42:19,6	115	FEMALE	24
5572	CHRISTOPHER WORSNOP (/COMPETITIONS/1514/8KM/5572/CHRISTOPHER%20WORSNOP)	AUSTRALIA	0:42:35,5	116	MALE	92
5526	IAN MAIN (/COMPETITIONS/1514/8KM/5526/IAN%20MAIN)	NEW ZEALAND	0:42:47,4	117	MALE	93
6031	JANICE FLECK SIDDALL (/COMPETITIONS/1514/8KM/6031/JANICE%20FLECK%20SIDDALL)	NEW ZEALAND	0:42:48,3	118	FEMALE	25
6552	COLIN FEARON (/COMPETITIONS/1514/8KM/6552/COLIN%20FEARON)	NEW ZEALAND	0:43:05,9	119	MALE	94
4513	MAUREEN SUTHERLAND (/COMPETITIONS/1514/8KM/4513/MAUREEN%20SUTHERLAND)	NEW ZEALAND	0:43:09,4	120	FEMALE	26
6556	JOHN COOPER (/COMPETITIONS/1514/8KM/6556/JOHN%20COOPER)	CANADA	0:43:17,9	121	MALE	95



RACE NUMBER	NAME	STATUS	TIME	PLACE	GENDER	GENDER PLACE
5036	CATHERINE GILES (/COMPETITIONS/1514/8KM/5036/CATHERINE%20GILES)	NEW ZEALAND	0:43:25,3	122	FEMALE	27
6512	JUDITH BRADSHAW (/COMPETITIONS/1514/8KM/6512/JUDITH%20BRADSHAW)	NEW ZEALAND	0:43:29,8	123	FEMALE	28
4559	RUTH JEFFERSON (/COMPETITIONS/1514/8KM/4559/RUTH%20JEFFERSON)	NEW ZEALAND	0:43:30,8	124	FEMALE	29
6082	STEWART MATHIESEN (/COMPETITIONS/1514/8KM/6082/STEWART%20MATHIESEN)	NEW ZEALAND	0:43:38,2	125	MALE	96
5562	IAN WRIGHT (/COMPETITIONS/1514/8KM/5562/IAN%20WRIGHT)	NEW ZEALAND	0:43:47,1	126	MALE	97
4547	ANTHONY JOHNS (/COMPETITIONS/1514/8KM/4547/ANTHONY%20JOHNS)	NEW ZEALAND	0:44:06,5	127	MALE	98
6551	NEVILLE ROSS (/COMPETITIONS/1514/8KM/6551/NEVILLE%20ROSS)	NEW ZEALAND	0:44:07,3	128	MALE	99
6040	PRUDENCE VINCENT (/COMPETITIONS/1514/8KM/6040/PRUDENCE%20VINCENT)	NEW ZEALAND	0:44:08,8	129	FEMALE	30
6043	MIGNON STEVENSON (/COMPETITIONS/1514/8KM/6043/MIGNON%20STEVENSON)	NEW ZEALAND	0:44:18,6	130	FEMALE	31
6076	MURRAY WHITE (/COMPETITIONS/1514/8KM/6076/MURRAY%20WHITE)	NEW ZEALAND	0:44:19,7	131	MALE	100
7007	THOMAS LESLIE DAVIES (/COMPETITIONS/1514/8KM/7007/THOMAS%20LESLIE%20DAVIES)	NEW ZEALAND	0:44:20,5	132	MALE	101
6050	BRYAN CRAVEN (/COMPETITIONS/1514/8KM/6050/BRYAN%20CRAVEN)	CANADA	0:44:22,9	133	MALE	102
5574	NICOLA BABBAGE (/COMPETITIONS/1514/8KM/5574/NICOLA%20BABBAGE)	NEW ZEALAND	0:44:35,3	134	FEMALE	32
6084	ALISON MCLEOD (/COMPETITIONS/1514/8KM/6084/ALISON%20MCLEOD)	NEW ZEALAND	0:44:40,4	135	FEMALE	33
4550	DENNY MARION WROTTSLEY (/COMPETITIONS/1514/8KM/4550/DENNY%20MARION%20WROTTSLEY)	NEW ZEALAND	0:44:42,5	136	FEMALE	34
4035	WILHELMUS VAN DER STEEN (/COMPETITIONS/1514/8KM/4035/WILHELMUS%20VAN%20DER%20STEEN)	NEW ZEALAND	0:44:42,8	137	MALE	103
6562	GUY RAMOND (/COMPETITIONS/1514/8KM/6562/GUY%20RAMOND)	FRENCH POLYNESIA	0:44:56,6	138	MALE	104
6517	MICHAEL FAMULARO (/COMPETITIONS/1514/8KM/6517/MICHAEL%20FAMULARO)	NEW ZEALAND	0:44:59,6	139	MALE	105
4542	JACQUELINE DWIGHT (/COMPETITIONS/1514/8KM/4542/JACQUELINE%20DWIGHT)	NEW ZEALAND	0:45:07,2	140	FEMALE	35
6018	MELANIE NUTBEAM (/COMPETITIONS/1514/8KM/6018/MELANIE%20NUTBEAM)	NEW ZEALAND	0:45:11,2	141	FEMALE	36
7015	PATRICIA TAYLOR (/COMPETITIONS/1514/8KM/7015/PATRICIA%20TAYLOR)	NEW ZEALAND	0:45:17,6	142	FEMALE	37
3512	WAI YIN LAU (/COMPETITIONS/1514/8KM/3512/WAI%20YIN%20LAU)	NEW ZEALAND	0:45:28,2	143	FEMALE	38
3522	MARGARET CHING HAN CHAN (/COMPETITIONS/1514/8KM/3522/MARGARET%20CHING%20HAN%20CHAN)	NEW ZEALAND	0:45:28,4	144	FEMALE	39

RACE NUMBER	NAME	STATUS	TIME	PLACE	GENDER	GENDER PLACE
5059	ALISON EDWARDS (/COMPETITIONS/1514/8KM/5059/ALISON%20EDWARDS)	NEW ZEALAND	0:45:30,5	145	FEMALE	40
4551	KAREN PURDIE (/COMPETITIONS/1514/8KM/4551/KAREN%20PURDIE)	NEW ZEALAND	0:45:40,1	146	FEMALE	41
4534	KIRK HARRISON (/COMPETITIONS/1514/8KM/4534/KIRK%20HARRISON)	AUSTRALIA	0:45:42,3	147	MALE	106
6560	ANTHONY FARMER (/COMPETITIONS/1514/8KM/6560/ANTHONY%20FARMER)	NEW ZEALAND	0:45:49,0	148	MALE	107
5034	CAROL HOLOD (/COMPETITIONS/1514/8KM/5034/CAROL%20HOLOD)	CANADA	0:45:51,6	149	FEMALE	42
3513	KAVITA LAL (/COMPETITIONS/1514/8KM/3513/KAVITA%20LAL)	NEW ZEALAND	0:46:03,8	150	FEMALE	43
5538	SARAH EDMONDS (/COMPETITIONS/1514/8KM/5538/SARAH%20EDMONDS)	NEW ZEALAND	0:46:16,4	151	FEMALE	44
3535	PAULINE ELMER-ENGLISH (/COMPETITIONS/1514/8KM/3535/PAULINE%20ELMER-ENGLISH)	NEW ZEALAND	0:46:32,5	152	FEMALE	45
6514	JANICE WRIGHT (/COMPETITIONS/1514/8KM/6514/JANICE%20WRIGHT)	CANADA	0:46:37,6	153	FEMALE	46
5560	CHRISTOPHER JAMES BRIDGES (/COMPETITIONS/1514/8KM/5560/CHRISTOPHER%20JAMES%20BRIDGES)	NEW ZEALAND	0:46:41,5	154	MALE	108
6025	MICHAEL THOMAS GIBBON (/COMPETITIONS/1514/8KM/6025/MICHAEL%20THOMAS%20GIBBON)	NEW ZEALAND	0:46:47,2	155	MALE	109
3530	LORELEI NATHAN (/COMPETITIONS/1514/8KM/3530/LORELEI%20NATHAN)	NEW ZEALAND	0:46:49,6	156	FEMALE	47
7013	CAROLYN SKOV (/COMPETITIONS/1514/8KM/7013/CAROLYN%20SKOV)	CANADA	0:46:52,2	157	FEMALE	48
5075	CINDY KLER (/COMPETITIONS/1514/8KM/5075/CINDY%20KLER)	CANADA	0:47:01,8	158	FEMALE	49
3507	CHRISTOPHER JOSEPH (/COMPETITIONS/1514/8KM/3507/CHRISTOPHER%20JOSEPH)	NEW ZEALAND	0:47:07,8	159	MALE	110
5579	BRENDA DION (/COMPETITIONS/1514/8KM/5579/BRENDA%20DION)	CANADA	0:47:15,4	160	FEMALE	50
3519	BRENT MARTIN (/COMPETITIONS/1514/8KM/3519/BRENT%20MARTIN)	NEW ZEALAND	0:47:22,0	161	MALE	111
5021	GRANT MCKENZIE (/COMPETITIONS/1514/8KM/5021/GRANT%20MCKENZIE)	NEW ZEALAND	0:47:42,4	162	MALE	112
6518	CORAL BRIDGLAND (/COMPETITIONS/1514/8KM/6518/CORAL%20BRIDGLAND)	AUSTRALIA	0:47:49,8	163	FEMALE	51
7510	ABDON ULLOA (/COMPETITIONS/1514/8KM/7510/ABDON%20ULLOA)	AUSTRALIA	0:48:15,8	164	MALE	113
5027	ELLENA BUTCHER (/COMPETITIONS/1514/8KM/5027/ELLENA%20BUTCHER)	NEW ZEALAND	0:48:36,1	165	FEMALE	52
6527	IAN WELLS (/COMPETITIONS/1514/8KM/6527/IAN%20WELLS)	NEW ZEALAND	0:48:40,4	166	MALE	114
5022	JOHN ALLEN (/COMPETITIONS/1514/8KM/5022/JOHN%20ALLEN)	NEW ZEALAND	0:48:46,8	167	MALE	115

RACE NUMBER	NAME	STATUS	TIME	PLACE	GENDER	GENDER PLACE
7030	MAHADEV BHAMBU SAMJISKAR (/COMPETITIONS/1514/8KM/7030/MAHADEV%20BHAMBU%20SAMJISKAR)	INDIA	0:48:48,1	168	MALE	116
6559	MARY SIMMONDS (/COMPETITIONS/1514/8KM/6559/MARY%20SIMMONDS)	CANADA	0:48:49,7	169	FEMALE	53
6530	RAEWYN TAYLOR (/COMPETITIONS/1514/8KM/6530/RAEWYN%20TAYLOR)	NEW ZEALAND	0:49:02,3	170	FEMALE	54
6042	TERREY FITZGERALD (/COMPETITIONS/1514/8KM/6042/TERREY%20FITZGERALD)	NEW ZEALAND	0:49:05,9	171	FEMALE	55
4043	LEV ZHURAVSKY (/COMPETITIONS/1514/8KM/4043/LEV%20ZHURAVSKY)	NEW ZEALAND	0:49:13,8	172	MALE	117
7006	GARY LAING (/COMPETITIONS/1514/8KM/7006/GARY%20LAING)	NEW ZEALAND	0:49:55,2	173	MALE	118
7018	GARRY DONOGHUE (/COMPETITIONS/1514/8KM/7018/GARRY%20DONOGHUE)	NEW ZEALAND	0:50:41,6	174	MALE	119
7025	VICTORIA WILLIAMSON (/COMPETITIONS/1514/8KM/7025/VICTORIA%20WILLIAMSON)	NEW ZEALAND	0:50:51,3	175	FEMALE	56
6028	SUSAN MORRIS (/COMPETITIONS/1514/8KM/6028/SUSAN%20MORRIS)	NEW ZEALAND	0:51:48,4	176	FEMALE	57
5032	ANTHONY SPELMAN (/COMPETITIONS/1514/8KM/5032/ANTHONY%20SPELMAN)	NEW ZEALAND	0:51:56,5	177	MALE	120
5522	HEIDI SCHRAFT (/COMPETITIONS/1514/8KM/5522/HEIDI%20SCHRAFT)	CANADA	0:52:18,0	178	FEMALE	58
4034	GAVIN BROWN (/COMPETITIONS/1514/8KM/4034/GAVIN%20BROWN)	NEW ZEALAND	0:52:32,9	179	MALE	121
5071	MICHELLE DE WET (/COMPETITIONS/1514/8KM/5071/MICHELLE%20DE%20WET)	NEW ZEALAND	0:52:39,2	180	FEMALE	59
6010	ELIZABETH MACFARLAN (/COMPETITIONS/1514/8KM/6010/ELIZABETH%20MACFARLAN)	NEW ZEALAND	0:52:58,4	181	FEMALE	60
5529	TEREZA THEOFILO D SOUZA (/COMPETITIONS/1514/8KM/5529/TEREZA%20THEOFILO%20D%20SOUZA)	INDIA	0:54:05,6	182	FEMALE	61
7002	MAUREEN FARMER (/COMPETITIONS/1514/8KM/7002/MAUREEN%20FARMER)	NEW ZEALAND	0:54:11,3	183	FEMALE	62
7507	ANATOLII ONUCHIN (/COMPETITIONS/1514/8KM/7507/ANATOLII%20ONUCHIN)	NEW ZEALAND	0:54:15,6	184	MALE	122
6015	KAREN BURGESS (/COMPETITIONS/1514/8KM/6015/KAREN%20BURGESS)	NEW ZEALAND	0:54:36,8	185	FEMALE	63
6034	FAITH MORRIS (/COMPETITIONS/1514/8KM/6034/FAITH%20MORRIS)	NEW ZEALAND	0:54:38,8	186	FEMALE	64
7022	FRANCOISE ELISABETH AUGUSTINE ARNOULD (/COMPETITIONS/1514/8KM/7022/FRANCOISE%20ELISABETH%20AUGUSTINE%20ARNOULD)	FRENCH POLYNESIA	0:55:03,1	187	FEMALE	65
6014	CHRISTINE BOND (/COMPETITIONS/1514/8KM/6014/CHRISTINE%20BOND)	NEW ZEALAND	0:55:31,6	188	FEMALE	66
5033	DEBORAH NESTI (/COMPETITIONS/1514/8KM/5033/DEBORAH%20NESTI)	NEW ZEALAND	0:55:50,1	189	FEMALE	67
3527	PATRICK KWOK FAI LAW (/COMPETITIONS/1514/8KM/3527/PATRICK%20KWOK%20FAI%20LAW)	NEW ZEALAND	0:55:54,1	190	MALE	123

RACE NUMBER	NAME	STATUS	TIME	PLACE	GENDER	GENDER PLACE
5015	MICHAEL ALFRED JOSHUA STOWERS (/COMPETITIONS/1514/8KM/5015/MICHAEL%20ALFRED%20JOSHUA%20STOWERS)	NEW ZEALAND	0:56:41,5	191	MALE	124
7028	RONALD GRAHAM HAINES (/COMPETITIONS/1514/8KM/7028/RONALD%20GRAHAM%20HAINES)	NEW ZEALAND	0:56:44,9	192	MALE	125
7011	KENNY DESMOND BRENNAN (/COMPETITIONS/1514/8KM/7011/KENNY%20DESMOND%20BRENNAN)	NEW ZEALAND	0:59:11,8	193	MALE	126
7513	ROBIN SHAW (/COMPETITIONS/1514/8KM/7513/ROBIN%20SHAW)	NEW ZEALAND	1:06:38,1	194	MALE	127