

# RESULTS





## 100 Metres Boys - Final

RECORDS	RESULT	NAME	COUNTRY	AGE	VENUE	DATE
World U18 Best	<b>WU18B</b>	10.15 Anthony SCHWARTZ	USA	17	Gainesville, FL	31 Mar 2017
Championship Record	<b>CR</b>	10.28 Abdul Hakim SANI BROWN	JPN	16	Cali (Pascual Guerrero)	15 Jul 2015
World U18 Leading	<b>WU18L</b>	10.15 Anthony SCHWARTZ	USA	17	Gainesville, FL	31 Mar 2017

12 July 2017 19:24 START TIME 20° C TEMPERATURE 70 % HUMIDITY

 -0.3m/s WIND

PLACE	BIB	NAME	COUNTRY	DATE of BIRTH	LANE	RESULT	REACTION	Fn
1	431	Tshenolo LEMAO	RSA	17 Jun 00	5	<b>10.57</b>	0.186	
2	433	Retshidisitswe MLENGA	RSA	27 Feb 00	3	<b>10.61</b>	0.195	
3	323	Tyreke WILSON	JAM	10 Jan 00	6	<b>10.65</b>	0.213	
4	151	Arielton DOS SANTOS	BRA	19 Feb 00	4	<b>10.73</b>	0.205	
5	262	Nick KOCEVAR	GER	18 Jun 00	1	<b>10.83</b>	0.233	
6	126	Adrian CURRY	BAH	17 May 01	8	<b>10.86</b>	0.288	
7	349	 Abdu Ahmed MARZOUQ	KSA	16 Feb 00	2	<b>11.01</b>	0.211	
8	255	Luis BRANDNER	GER	9 Oct 00	7	<b>11.13</b>	0.244	

**NOTE**  Yellow Card - BIB 349 - 162.5(a) Aborting the start without valid reason

ALL-TIME OUTDOOR TOP LIST				SEASON OUTDOOR TOP LIST			
RESULT	NAME	VENUE	DATE	RESULT	NAME	VENUE	2017
10.15	Anthony SCHWARTZ (USA)	Gainesville, FL	31 Mar 17	10.15	Anthony SCHWARTZ (USA)	Gainesville, FL	31 Mar
10.19	Yoshihide KIRYU (JPN)	Fukuroi	3 Nov 12	10.31	Samuel PUROLA (FIN)	Mannheim (Hoffmann)	1 Jul
10.20	Darryl HARAWAY (USA)	Greensboro, NC	14 Jun 14	10.32	Keishawn EVERLY (USA)	Austin (Myers Stadium), TX	12 May
10.20	Tlotliso LEOTLELA (RSA)	Apia	7 Sep 15	10.34	Tyreke WILSON (JAM)	Kingston (NS), JAM	23 Jun
10.22	Abdul Hakim SANI BROWN (JPN)	Shanghai	14 May 16	10.37	Michael STEPHENS (JAM)	Kingston (NS), JAM	11 Mar
10.23	Tamunosiki ATORUDIBO (NGR)	Enugu	23 Mar 02	10.37	Retshidisitswe MLENGA (RSA)	Nairobi	12 Jul
10.23	Rynell PARSON (USA)	Indianapolis, IN	21 Jun 07	10.40	Enoch Olaoluwa ADEGOKE (NGR)	Abuja (National Stadium)	3 Jun
10.24	Darrel BROWN (TTO)	Bridgetown, BAR	14 Apr 01	10.42	Tshenolo LEMAO (RSA)	Potchefstroom (Puk McCarthur)	21 Apr
10.25	J-Mee SAMUELS (USA)	Knoxville, TN	11 Jul 04	10.45	Terrence Jr. HORNE (USA)	Gainesville, FL	30 Mar
10.25	Jeffery DEMPS (USA)	Knoxville, TN	1 Aug 07	10.47	Adrian CURRY (BAH)	Nassau (T. Robinson Stadium)	4 Feb
10.25	Jhevaughn MATHERSON (JAM)	Kingston (NS), JAM	5 Mar 16	10.47	Maikel Y. VIDAL (CUB)	La Habana (Estadio Panamericano)	3 Mar
				10.47	Jake DORAN (AUS)	Sydney (SOPAC)	27 Mar
				10.47	Xavier NAIRNE (JAM)	Kingston (NS), JAM	23 Jun

# RESULT PROGRESSION



## 100 Metres Boys - Final

RECORDS	RESULT	NAME	COUNTRY	AGE	VENUE	DATE
World U18 Best	<b>WU18B</b>	10.15 Anthony SCHWARTZ	USA	17	Gainesville, FL	31 Mar 2017
Championship Record	<b>CR</b>	10.28 Abdul Hakim SANI BROWN	JPN	16	Cali (Pascual Guerrero)	15 Jul 2015
World U18 Leading	<b>WU18L</b>	10.15 Anthony SCHWARTZ	USA	17	Gainesville, FL	31 Mar 2017

12 July 2017

RANK	BIB	NAME	COUNTRY	DATE of BIRTH	PHASE	HEAT	LANE	PLACE	RESULT	WIND
1	431	Tshenolo LEMAO	RSA	17 Jun 00	Final	1	5	1	<b>10.57</b>	-0.3
					Semi-Final	3	4	3	<b>10.50 Q</b>	+1.5
					Round 1	3	5	2	<b>10.54 Q</b>	-0.4
2	433	Retshidisitswe MLENGA	RSA	27 Feb 00	Final	1	3	2	<b>10.61</b>	-0.3
					Semi-Final	2	5	1	<b>10.37 Q</b> <b>PB</b>	+1.1
					Round 1	1	5	1	<b>10.48 Q</b>	-1.3
3	323	Tyreke WILSON	JAM	10 Jan 00	Final	1	6	3	<b>10.65</b>	-0.3
					Semi-Final	3	3	2	<b>10.47 Q</b>	+1.5
					Round 1	5	7	6	<b>10.60 Q</b>	+0.6
4	151	Arielton DOS SANTOS	BRA	19 Feb 00	Final	1	4	4	<b>10.73</b>	-0.3
					Semi-Final	1	4	4	<b>10.56 Q</b> <b>PB</b>	+0.7
					Round 1	1	3	10	<b>10.73 Q</b>	-1.3
5	262	Nick KOCEVAR	GER	18 Jun 00	Final	1	1	5	<b>10.83</b>	-0.3
					Semi-Final	3	6	5	<b>10.57 q</b> <b>PB</b>	+1.5
					Round 1	3	6	9	<b>10.68 Q</b> <b>PB</b>	-0.4
6	126	Adrian CURRY	BAH	17 May 01	Final	1	8	6	<b>10.86</b>	-0.3
					Semi-Final	2	3	6	<b>10.59 Q</b>	+1.1
					Round 1	4	8	7	<b>10.61 Q</b>	-0.6
7	349 <b>Y</b>	Abdu Ahmed MARZOUQ	KSA	16 Feb 00	Final	1	2	7	<b>11.01</b>	-0.3
					Semi-Final	3	5	7	<b>10.61 q</b> <b>PB</b>	+1.5
					Round 1	4	3	8	<b>10.68 Q</b> <b>PB</b>	-0.6
8	255	Luis BRANDNER	GER	9 Oct 00	Final	1	7	8	<b>11.13</b>	-0.3
					Semi-Final	1	5	9	<b>10.62 Q</b>	+0.7
					Round 1	2	2	3	<b>10.54 Q</b> <b>PB</b>	+0.6

**NOTE** **Y** Yellow Card - BIB 349 - 162.5(a) Aborting the start without valid reason

ALL-TIME OUTDOOR TOP LIST				SEASON OUTDOOR TOP LIST			
RESULT	NAME	VENUE	DATE	RESULT	NAME	VENUE	2017
10.15	Anthony SCHWARTZ (USA)	Gainesville, FL	31 Mar 17	10.15	Anthony SCHWARTZ (USA)	Gainesville, FL	31 Mar
10.19	Yoshihide KIRYU (JPN)	Fukuroi	3 Nov 12	10.31	Samuel PUROLA (FIN)	Mannheim (Hoffmann)	1 Jul
10.20	Darryl HARAWAY (USA)	Greensboro, NC	14 Jun 14	10.32	Keishawn EVERLY (USA)	Austin (Myers Stadium), TX	12 May
10.20	Tlotliso LEOTLELA (RSA)	Apia	7 Sep 15	10.34	Tyreke WILSON (JAM)	Kingston (NS), JAM	23 Jun
10.22	Abdul Hakim SANI BROWN (JPN)	Shanghai	14 May 16	10.37	Michael STEPHENS (JAM)	Kingston (NS), JAM	11 Mar
10.23	Tamunosiki ATORUDIBO (NGR)	Enugu	23 Mar 02	10.37	Retshidisitswe MLENGA (RSA)	Nairobi	12 Jul
10.23	Rynell PARSON (USA)	Indianapolis, IN	21 Jun 07	10.40	Enoch Olaoluwa ADEGOKE (NGR)	Abuja (National Stadium)	3 Jun
10.24	Darrel BROWN (TTO)	Bridgetown, BAR	14 Apr 01	10.42	Tshenolo LEMAO (RSA)	Potchefstroom (Puk McCarthur)	21 Apr
10.25	J-Mee SAMUELS (USA)	Knoxville, TN	11 Jul 04	10.45	Terrence Jr. HORNE (USA)	Gainesville, FL	30 Mar
10.25	Jeffery DEMPS (USA)	Knoxville, TN	1 Aug 07	10.47	Adrian CURRY (BAH)	Nassau (T. Robinson Stadium)	4 Feb
10.25	Jhevaughn MATHERSON (JAM)	Kingston (NS), JAM	5 Mar 16	10.47	Maikel Y. VIDAL (CUB)	La Habana (Estadio Panamericano)	3 Mar
				10.47	Jake DORAN (AUS)	Sydney (SOPAC)	27 Mar
				10.47	Xavier NAIRNE (JAM)	Kingston (NS), JAM	23 Jun



# SUMMARY



## 100 Metres Boys - Semi-Final

First 2 in each heat (Q) and the next 2 fastest (q) advance to the Final

RECORDS	RESULT	NAME	COUNTRY	AGE	VENUE	DATE
World U18 Best	<b>WU18B</b>	10.15 Anthony SCHWARTZ	USA	17	Gainesville, FL	31 Mar 2017
Championship Record	<b>CR</b>	10.28 Abdul Hakim SANI BROWN	JPN	16	Cali (Pascual Guerrero)	15 Jul 2015
World U18 Leading	<b>WU18L</b>	10.15 Anthony SCHWARTZ	USA	17	Gainesville, FL	31 Mar 2017

12 July 2017

RANK	PLACE	HEAT	LANE	BIB	NAME	COUNTRY	DATE of BIRTH	RESULT		WIND
1	1	2	5	433	Retshidisitswe MLENGA	RSA	27 Feb 00	<b>10.37</b>	Q <b>PB</b>	+1.1
2	1	3	3	323	Tyreke WILSON	JAM	10 Jan 00	<b>10.47</b>	Q	+1.5
3	2	3	4	431	Tshenolo LEMAO	RSA	17 Jun 00	<b>10.50</b>	Q	+1.5
4	1	1	4	151	Arielton DOS SANTOS	BRA	19 Feb 00	<b>10.56</b>	Q <b>PB</b>	+0.7
5	3	3	6	262	Nick KOCEVAR	GER	18 Jun 00	<b>10.57</b>	q <b>PB</b>	+1.5
6	2	2	3	126	Adrian CURRY	BAH	17 May 01	<b>10.59</b>	Q	+1.1
7	4	3	5	349	Abdu Ahmed MARZOUQ	KSA	16 Feb 00	<b>10.61</b>	q <b>PB</b>	+1.5
8	5	3	7	165	Yonglian HUANG	CHN	12 Nov 00	<b>10.62</b> (.611)	<b>PB</b>	+1.5
9	2	1	5	255	Luis BRANDNER	GER	9 Oct 00	<b>10.62</b> (.612)	Q	+0.7
10	3	2	8	173	Hanbo SUO	CHN	19 Dec 00	<b>10.65</b>	<b>PB</b>	+1.1
11	3	1	6	111	Mohamed Mehdi ZEKRAOUI	ALG	5 Jan 00	<b>10.67</b> (.667)		+0.7
12	4	2	4	212	Danelson MAHAUTIERE	DMA	15 Mar 00	<b>10.67</b> (.670)	<b>PB</b>	+1.1
13	4	1	3	127	Joel JOHNSON	BAH	8 Sep 00	<b>10.68</b>	<b>PB</b>	+0.7
14	5	1	7	211	Tobias Gorgone LARSEN	DEN	2 Jan 00	<b>10.74</b> (.731)		+0.7
15	6	3	8	333	Elijah Onkware MATHEW	KEN	7 Feb 00	<b>10.74</b> (.739)	<b>PB</b>	+1.5
16	6	1	1	279	Yee Hin Rico TSE	HKG	20 Jan 00	<b>10.77</b>		+0.7
17	5	2	1	374	Muhammad Aiedel SA'ADON	MAS	11 Aug 00	<b>10.80</b>	<b>PB</b>	+1.1
18	7	1	8	510	Oleksandr SAVENKO	UKR	9 Jul 00	<b>10.82</b>		+0.7
19	6	2	2	389	Theron HUMAN	NAM	11 Aug 00	<b>10.84</b>		+1.1
20	8	1	2	379	Rodrigo GUZMÁN	MEX	1 Jan 00	<b>10.86</b>		+0.7
21	7	3	2	109	Mehdi NAIT ABDELAZIZ	ALG	15 Jun 00	<b>10.97</b>		+1.5
22	8	3	1	441	Joshua HAN WEI CHUA	SGP	20 Jan 00	<b>11.05</b>		+1.5
23	7	2	6	508	Vasyl MAKUKH	UKR	14 Jan 00	<b>11.41</b>		+1.1
		2	7	356	Mojela Eugene KONESHE	LES	27 Jan 01	<b>DQ</b>	162.7	+1.1

**NOTE** IAAF Rule 162.7 - False Start

ALL-TIME OUTDOOR TOP LIST				SEASON OUTDOOR TOP LIST			
RESULT	NAME	VENUE	DATE	RESULT	NAME	VENUE	2017
10.15	Anthony SCHWARTZ (USA)	Gainesville, FL	31 Mar 17	10.15	Anthony SCHWARTZ (USA)	Gainesville, FL	31 Mar
10.19	Yoshihide KIRYU (JPN)	Fukuroi	3 Nov 12	10.31	Samuel PUROLA (FIN)	Mannheim (Hoffmann)	1 Jul
10.20	Darryl HARAWAY (USA)	Greensboro, NC	14 Jun 14	10.32	Keishawn EVERLY (USA)	Austin (Myers Stadium), TX	12 May
10.20	Tlotliso LEOTLELA (RSA)	Apia	7 Sep 15	10.34	Tyreke WILSON (JAM)	Kingston (NS), JAM	23 Jun
10.22	Abdul Hakim SANI BROWN (JPN)	Shanghai	14 May 16	10.37	Michael STEPHENS (JAM)	Kingston (NS), JAM	11 Mar
10.23	Tamunosiki ATORUDIBO (NGR)	Enugu	23 Mar 02	10.37	Retshidisitswe MLENGA (RSA)	Nairobi	12 Jul
10.23	Rynell PARSON (USA)	Indianapolis, IN	21 Jun 07	10.40	Enoch Olaoluwa ADEGOKE (NGR)	Abuja (National Stadium)	3 Jun
10.24	Darrel BROWN (TTO)	Bridgetown, BAR	14 Apr 01	10.42	Tshenolo LEMAO (RSA)	Potchefstroom (Puk McCarthur)	21 Apr
10.25	J-Mee SAMUELS (USA)	Knoxville, TN	11 Jul 04	10.45	Terrence Jr. HORNE (USA)	Gainesville, FL	30 Mar
10.25	Jeffery DEMPS (USA)	Knoxville, TN	1 Aug 07	10.47	Adrian CURRY (BAH)	Nassau (T. Robinson Stadium)	4 Feb
10.25	Jhevaughn MATHERSON (JAM)	Kingston (NS), JAM	5 Mar 16	10.47	Maikel Y. VIDAL (CUB)	La Habana (Estadio Panamericano)	3 Mar
				10.47	Jake DORAN (AUS)	Sydney (SOPAC)	27 Mar
				10.47	Xavier NAIRNE (JAM)	Kingston (NS), JAM	23 Jun



# RESULTS



## 100 Metres Boys - Semi-Final

First 2 in each heat (Q) and the next 2 fastest (q) advance to the Final

RECORDS	RESULT	NAME	COUNTRY	AGE	VENUE	DATE
World U18 Best	<b>WU18B</b>	10.15 Anthony SCHWARTZ	USA	17	Gainesville, FL	31 Mar 2017
Championship Record	<b>CR</b>	10.28 Abdul Hakim SANI BROWN	JPN	16	Cali (Pascual Guerrero)	15 Jul 2015
World U18 Leading	<b>WU18L</b>	10.15 Anthony SCHWARTZ	USA	17	Gainesville, FL	31 Mar 2017

### Heat 1 3

12 July 2017 17:02 START TIME

27° C TEMPERATURE 34 % HUMIDITY

+0.7m/s WIND

PLACE	BIB	NAME	COUNTRY	DATE of BIRTH	LANE	RESULT	REACTION	Fn
1	151	Arielton DOS SANTOS	BRA	19 Feb 00	4	<b>10.56</b> Q	<b>PB</b> 0.184	
2	255	Luis BRANDNER	GER	9 Oct 00	5	<b>10.62</b> [.612] Q	0.171	
3	111	Mohamed Mehdi ZEKRAOUI	ALG	5 Jan 00	6	<b>10.67</b> [.667]	0.225	
4	127	Joel JOHNSON	BAH	8 Sep 00	3	<b>10.68</b>	<b>PB</b> 0.376	
5	211	Tobias Gorgone LARSEN	DEN	2 Jan 00	7	<b>10.74</b> [.731]	0.196	
6	279	Yee Hin Rico TSE	HKG	20 Jan 00	1	<b>10.77</b>	0.191	
7	510	Oleksandr SAVENKO	UKR	9 Jul 00	8	<b>10.82</b>	0.213	
8	379	Rodrigo GUZMÁN	MEX	1 Jan 00	2	<b>10.86</b>	0.180	

### Heat 2 3

12 July 2017 17:08 START TIME

27° C TEMPERATURE 34 % HUMIDITY

+1.1m/s WIND

PLACE	BIB	NAME	COUNTRY	DATE of BIRTH	LANE	RESULT	REACTION	Fn
1	433	Retshidisitswe MLENGA	RSA	27 Feb 00	5	<b>10.37</b> Q	<b>PB</b> 0.182	
2	126	Adrian CURRY	BAH	17 May 01	3	<b>10.59</b> Q	0.203	
3	173	Hanbo SUO	CHN	19 Dec 00	8	<b>10.65</b>	<b>PB</b> 0.200	
4	212	Danelson MAHAUTIERE	DMA	15 Mar 00	4	<b>10.67</b> [.670]	<b>PB</b> 0.240	
5	374	Muhammad Aiedel SA'ADON	MAS	11 Aug 00	1	<b>10.80</b>	<b>PB</b> 0.183	
6	389	Theron HUMAN	NAM	11 Aug 00	2	<b>10.84</b>	0.168	
7	508	Vasyl MAKUKH	UKR	14 Jan 00	6	<b>11.41</b>	0.326	
	356	Mojela Eugene KONESHE	LES	27 Jan 01	7	<b>DQ</b> 162.7		F1

**NOTE** IAAF Rule 162.7 - False Start

### Heat 3 3

12 July 2017 17:15 START TIME

27° C TEMPERATURE 34 % HUMIDITY

+1.5m/s WIND

PLACE	BIB	NAME	COUNTRY	DATE of BIRTH	LANE	RESULT	REACTION	Fn
1	323	Tyreke WILSON	JAM	10 Jan 00	3	<b>10.47</b> Q	0.169	
2	431	Tshenolo LEMAO	RSA	17 Jun 00	4	<b>10.50</b> Q	0.246	
3	262	Nick KOCEVAR	GER	18 Jun 00	6	<b>10.57</b> q	<b>PB</b> 0.194	
4	349	Abdu Ahmed MARZOUQ	KSA	16 Feb 00	5	<b>10.61</b> q	<b>PB</b> 0.153	
5	165	Yonglian HUANG	CHN	12 Nov 00	7	<b>10.62</b> [.611]	<b>PB</b> 0.179	
6	333	Elijah Onkware MATHEW	KEN	7 Feb 00	8	<b>10.74</b> [.739]	<b>PB</b> 0.291	
7	109	Mehdi NAIT ABDELAZIZ	ALG	15 Jun 00	2	<b>10.97</b>	0.175	
8	441	Joshua HAN WEI CHUA	SGP	20 Jan 00	1	<b>11.05</b>	0.156	



**RESULTS**  
**100 Metres Boys - Semi-Final**

ALL-TIME OUTDOOR TOP LIST				SEASON OUTDOOR TOP LIST			
RESULT	NAME	VENUE	DATE	RESULT	NAME	VENUE	2017
10.15	Anthony SCHWARTZ (USA)	Gainesville, FL	31 Mar 17	10.15	Anthony SCHWARTZ (USA)	Gainesville, FL	31 Mar
10.19	Yoshihide KIRYU (JPN)	Fukuroi	3 Nov 12	10.31	Samuel PUROLA (FIN)	Mannheim (Hoffmann)	1 Jul
10.20	Darryl HARAWAY (USA)	Greensboro, NC	14 Jun 14	10.32	Keishawn EVERLY (USA)	Austin (Myers Stadium), TX	12 May
10.20	Tlotliso LEOTLELA (RSA)	Apia	7 Sep 15	10.34	Tyreke WILSON (JAM)	Kingston (NS), JAM	23 Jun
10.22	Abdul Hakim SANI BROWN (JPN)	Shanghai	14 May 16	10.37	Michael STEPHENS (JAM)	Kingston (NS), JAM	11 Mar
10.23	Tamunosiki ATORUDIBO (NGR)	Enugu	23 Mar 02	10.37	Retshidisitswe MLENGA (RSA)	Nairobi	12 Jul
10.23	Rynell PARSON (USA)	Indianapolis, IN	21 Jun 07	10.40	Enoch Olaoluwa ADEGOKE (NGR)	Abuja (National Stadium)	3 Jun
10.24	Darrel BROWN (TTO)	Bridgetown, BAR	14 Apr 01	10.42	Tshenolo LEMAO (RSA)	Potchefstroom (Puk McCarthur)	21 Apr
10.25	J-Mee SAMUELS (USA)	Knoxville, TN	11 Jul 04	10.45	Terrence Jr. HORNE (USA)	Gainesville, FL	30 Mar
10.25	Jeffery DEMPS (USA)	Knoxville, TN	1 Aug 07	10.47	Adrian CURRY (BAH)	Nassau (T. Robinson Stadium)	4 Feb
10.25	Jhevaughn MATHERSON (JAM)	Kingston (NS), JAM	5 Mar 16	10.47	Maikel Y. VIDAL (CUB)	La Habana (Estadio Panamericano)	3 Mar
				10.47	Jake DORAN (AUS)	Sydney (SOPAC)	27 Mar
				10.47	Xavier NAIRNE (JAM)	Kingston (NS), JAM	23 Jun



# SUMMARY



## 100 Metres Boys - Round 1

First 4 in each heat (Q) and the next 4 fastest (q) advance to the Semi-Finals

RECORDS	RESULT	NAME	COUNTRY	AGE	VENUE	DATE
World U18 Best	<b>WU18B</b>	10.15 Anthony SCHWARTZ	USA	17	Gainesville, FL	31 Mar 2017
Championship Record	<b>CR</b>	10.28 Abdul Hakim SANI BROWN	JPN	16	Cali (Pascual Guerrero)	15 Jul 2015
World U18 Leading	<b>WU18L</b>	10.15 Anthony SCHWARTZ	USA	17	Gainesville, FL	31 Mar 2017

12 July 2017

RANK	PLACE	HEAT	LANE	BIB	NAME	COUNTRY	DATE of BIRTH	RESULT		WIND
1	1	1	5	433	Retshidisitswe MLENGA	RSA	27 Feb 00	<b>10.48</b>	Q	-1.3
2	1	3	5	431	Tshenolo LEMAO	RSA	17 Jun 00	<b>10.54</b> (.533)	Q	-0.4
3	1	2	2	255	Luis BRANDNER	GER	9 Oct 00	<b>10.54</b> (.539)	Q <b>PB</b>	+0.6
4	2	2	7	508	Vasyl MAKUKH	UKR	14 Jan 00	<b>10.59</b> (.583)	Q <b>PB</b>	+0.6
5	1	4	5	111	Mohamed Mehdi ZEKRAOUI	ALG	5 Jan 00	<b>10.59</b> (.588)	Q <b>PB</b>	-0.6
6	1	5	7	323	Tyreke WILSON	JAM	10 Jan 00	<b>10.60</b>	Q	+0.6
7	2	4	8	126	Adrian CURRY	BAH	17 May 01	<b>10.61</b>	Q	-0.6
8	3	4	3	349	Abdu Ahmed MARZOUQ	KSA	16 Feb 00	<b>10.68</b> (.674)	Q <b>PB</b>	-0.6
9	2	3	6	262	Nick KOCEVAR	GER	18 Jun 00	<b>10.68</b> (.680)	Q <b>PB</b>	-0.4
10	2	1	3	151	Arielton DOS SANTOS	BRA	19 Feb 00	<b>10.73</b> (.722)	Q	-1.3
11	4	4	6	211	Tobias Gorgone LARSEN	DEN	2 Jan 00	<b>10.73</b> (.728)	Q <b>PB</b>	-0.6
12	2	5	2	212	Danelson MAHAUTIERE	DMA	15 Mar 00	<b>10.74</b>	Q <b>PB</b>	+0.6
13	3	1	7	127	Joel JOHNSON	BAH	8 Sep 00	<b>10.77</b>	Q	-1.3
14	3	5	3	333	Elijah Onkware MATHEW	KEN	7 Feb 00	<b>10.78</b>	Q <b>PB</b>	+0.6
15	3	3	4	510	Oleksandr SAVENKO	UKR	9 Jul 00	<b>10.79</b> (.786)	Q	-0.4
16	4	3	7	165	Yonglian HUANG	CHN	12 Nov 00	<b>10.79</b> (.789)	Q	-0.4
17	3	2	3	356	Mojela Eugene KONESHE	LES	27 Jan 01	<b>10.80</b>	Q <b>PB</b>	+0.6
18	4	1	4	173	Hanbo SUO	CHN	19 Dec 00	<b>10.85</b>	Q	-1.3
19	4	2	1	374	Muhammad Aiedel SA'ADON	MAS	11 Aug 00	<b>10.89</b> (.884)	Q	+0.6
20	5	4	7	379	Rodrigo GUZMÁN	MEX	1 Jan 00	<b>10.89</b> (.885)	q	-0.6
21	6	4	4	279	Yee Hin Rico TSE	HKG	20 Jan 00	<b>10.89</b> (.890)	q	-0.6
22	5	2	4	109	Mehdi NAIT ABDELAZIZ	ALG	15 Jun 00	<b>10.92</b>	q	+0.6
23	4	5	6	441	Joshua HAN WEI CHUA	SGP	20 Jan 00	<b>10.94</b>	Q	+0.6
24	5	1	8	389	Theron HUMAN	NAM	11 Aug 00	<b>11.03</b>	q	-1.3
25	5	5	8	294	Gurindervir SINGH	IND	24 Dec 00	<b>11.07</b>		+0.6
26	6	2	5	399	Fabrizio AQUINO	PAR	1 Aug 01	<b>11.09</b>		+0.6
27	5	3	2	286	Ch. Palender KUMAR	IND	1 Dec 00	<b>11.10</b>		-0.4
28	6	1	2	443	Tajarie ARTHURTON	SKN	4 Jan 00	<b>11.12</b>		-1.3
29	6	5	5	147	Erik Felipe CARDOSO	BRA	3 Mar 00	<b>11.20</b>		+0.6
30	7	2	6	158	Jean Clarck NGOMA TOKO WASALA	CGO	28 May 01	<b>11.27</b>	<b>PB</b>	+0.6
31	7	5	4	453	Francesco SANSOVINI	SMR	18 Jan 00	<b>11.38</b>		+0.6
32	7	4	2	384	Issiaka DJIRE	MLI	2 Jan 00	<b>11.41</b>	<b>PB</b>	-0.6
33	6	3	8	191	Mohamed Mouigni DAHALANE	COM	16 Apr 01	<b>11.49</b>	<b>PB</b>	-0.4
34	7	3	3	467	Yusufjon BEKMURODOV	TJK	11 Mar 00	<b>11.61</b>	<b>PB</b>	-0.4
35	7	1	6	527	Daniel William TAJAR	SSD	11 Oct 00	<b>11.82</b>	<b>PB</b>	-1.3
		2	8	392	Enoch Olaoluwa ADEGOKE	NGR	8 Mar 00	<b>DNS</b>		+0.6
		3	1	396	Gershon OMUBO	NGR	17 Oct 00	<b>DNS</b>		-0.4

**SUMMARY**  
**100 Metres Boys - Round 1**

12 July 2017

RANK	PLACE	HEAT	LANE	BIB	NAME	COUNTRY	DATE of BIRTH	RESULT	WIND
------	-------	------	------	-----	------	---------	---------------	--------	------

**ALL-TIME OUTDOOR TOP LIST**

**SEASON OUTDOOR TOP LIST**

RESULT	NAME	VENUE	DATE	RESULT	NAME	VENUE	2017
10.15	Anthony SCHWARTZ (USA)	Gainesville, FL	31 Mar 17	10.15	Anthony SCHWARTZ (USA)	Gainesville, FL	31 Mar
10.19	Yoshihide KIRYU (JPN)	Fukuroi	3 Nov 12	10.31	Samuel PUROLA (FIN)	Mannheim (Hoffmann)	1 Jul
10.20	Darryl HARAWAY (USA)	Greensboro, NC	14 Jun 14	10.32	Keishawn EVERLY (USA)	Austin (Myers Stadium), TX	12 May
10.20	Tlotliso LEOTLELA (RSA)	Apia	7 Sep 15	10.34	Tyreke WILSON (JAM)	Kingston (NS), JAM	23 Jun
10.22	Abdul Hakim SANI BROWN (JPN)	Shanghai	14 May 16	10.37	Michael STEPHENS (JAM)	Kingston (NS), JAM	11 Mar
10.23	Tamunosiki ATORUDIBO (NGR)	Enugu	23 Mar 02	10.40	Retshidisitswe MLENGA (RSA)	Pretoria (Tuks)	18 Mar
10.23	Rynell PARSON (USA)	Indianapolis, IN	21 Jun 07	10.40	Enoch Olaoluwa ADEGOKE (NGR)	Abuja (National Stadium)	3 Jun
10.24	Darrel BROWN (TTO)	Bridgetown, BAR	14 Apr 01	10.42	Tshenolo LEMAO (RSA)	Potchefstroom (Puk McCarthur)	21 Apr
10.25	J-Mee SAMUELS (USA)	Knoxville, TN	11 Jul 04	10.45	Terrence Jr. HORNE (USA)	Gainesville, FL	30 Mar
10.25	Jeffery DEMPS (USA)	Knoxville, TN	1 Aug 07	10.47	Adrian CURRY (BAH)	Nassau (T. Robinson Stadium)	4 Feb
10.25	Jhevaughn MATHERSON (JAM)	Kingston (NS), JAM	5 Mar 16	10.47	Maikel Y. VIDAL (CUB)	La Habana (Estadio Panamericano)	3 Mar
				10.47	Jake DORAN (AUS)	Sydney (SOPAC)	27 Mar
				10.47	Xavier NAIRNE (JAM)	Kingston (NS), JAM	23 Jun



# RESULTS



## 100 Metres Boys - Round 1

First 4 in each heat (Q) and the next 4 fastest (q) advance to the Semi-Finals

RECORDS	RESULT	NAME	COUNTRY	AGE	VENUE	DATE
World U18 Best	<b>WU18B</b>	10.15 Anthony SCHWARTZ	USA	17	Gainesville, FL	31 Mar 2017
Championship Record	<b>CR</b>	10.28 Abdul Hakim SANI BROWN	JPN	16	Cali (Pascual Guerrero)	15 Jul 2015
World U18 Leading	<b>WU18L</b>	10.15 Anthony SCHWARTZ	USA	17	Gainesville, FL	31 Mar 2017

**Heat 1** 5      12 July 2017    09:55 START TIME      17° C TEMPERATURE    77 % HUMIDITY      -1.3m/s WIND

PLACE	BIB	NAME	COUNTRY	DATE OF BIRTH	LANE	RESULT	REACTION	Fn
1	433	Retshidisitswe MLENGA	RSA	27 Feb 00	5	<b>10.48</b>	Q 0.174	
2	151	Arielton DOS SANTOS	BRA	19 Feb 00	3	<b>10.73</b> [.722]	Q 0.176	
3	127	Joel JOHNSON	BAH	8 Sep 00	7	<b>10.77</b>	Q 0.224	
4	173	Hanbo SUO	CHN	19 Dec 00	4	<b>10.85</b>	Q 0.180	
5	389	Theron HUMAN	NAM	11 Aug 00	8	<b>11.03</b>	q 0.190	
6	443	Tajarie ARTHURTON	SKN	4 Jan 00	2	<b>11.12</b>	0.185	
7	527	Daniel William TAJAR	SSD	11 Oct 00	6	<b>11.82</b>	PB 0.188	

**Heat 2** 5      12 July 2017    10:02 START TIME      17° C TEMPERATURE    77 % HUMIDITY      +0.6m/s WIND

PLACE	BIB	NAME	COUNTRY	DATE OF BIRTH	LANE	RESULT	REACTION	Fn
1	255	Luis BRANDNER	GER	9 Oct 00	2	<b>10.54</b> [.539]	Q PB 0.165	
2	508	Vasyl MAKUKH	UKR	14 Jan 00	7	<b>10.59</b> [.583]	Q PB 0.191	
3	356	Mojela Eugene KONESHE	LES	27 Jan 01	3	<b>10.80</b>	Q PB 0.161	
4	374	Muhammad Aiedel SA'ADON	MAS	11 Aug 00	1	<b>10.89</b> [.884]	Q 0.165	
5	109	Mehdi NAIT ABDELAZIZ	ALG	15 Jun 00	4	<b>10.92</b>	q 0.170	
6	399	Fabrizio AQUINO	PAR	1 Aug 01	5	<b>11.09</b>	0.167	
7	158	Jean Clarck NGOMA TOKO WASALA	CGO	28 May 01	6	<b>11.27</b>	PB 0.198	
	392	Enoch Olaoluwa ADEGOKE	NGR	8 Mar 00	8	<b>DNS</b>		

**Heat 3** 5      12 July 2017    10:08 START TIME      17° C TEMPERATURE    77 % HUMIDITY      -0.4m/s WIND

PLACE	BIB	NAME	COUNTRY	DATE OF BIRTH	LANE	RESULT	REACTION	Fn
1	431	Tshenolo LEMAO	RSA	17 Jun 00	5	<b>10.54</b> [.533]	Q 0.175	
2	262	Nick KOCEVAR	GER	18 Jun 00	6	<b>10.68</b> [.680]	Q PB 0.198	
3	510	Oleksandr SAVENKO	UKR	9 Jul 00	4	<b>10.79</b> [.786]	Q 0.167	
4	165	Yonglian HUANG	CHN	12 Nov 00	7	<b>10.79</b> [.789]	Q 0.207	
5	286	Ch. Palender KUMAR	IND	1 Dec 00	2	<b>11.10</b>	0.175	
6	191	Mohamed Mouigni DAHALANE	COM	16 Apr 01	8	<b>11.49</b>	PB 0.209	
7	467	Yusufjon BEKMURODOV	TJK	11 Mar 00	3	<b>11.61</b>	PB 0.209	
	396	Gershon OMUBO	NGR	17 Oct 00	1	<b>DNS</b>		

**Heat 4** 5      12 July 2017    10:15 START TIME      17° C TEMPERATURE    77 % HUMIDITY      -0.6m/s WIND

PLACE	BIB	NAME	COUNTRY	DATE OF BIRTH	LANE	RESULT	REACTION	Fn
1	111	Mohamed Mehdi ZEKRAOUI	ALG	5 Jan 00	5	<b>10.59</b> [.588]	Q PB 0.167	
2	126	Adrian CURRY	BAH	17 May 01	8	<b>10.61</b>	Q 0.214	
3	349	Abdu Ahmed MARZOUQ	KSA	16 Feb 00	3	<b>10.68</b> [.674]	Q PB 0.145	
4	211	Tobias Gorgone LARSEN	DEN	2 Jan 00	6	<b>10.73</b> [.728]	Q PB 0.173	
5	379	Rodrigo GUZMÁN	MEX	1 Jan 00	7	<b>10.89</b> [.885]	q 0.186	
6	279	Yee Hin Rico TSE	HKG	20 Jan 00	4	<b>10.89</b> [.890]	q 0.218	
7	384	Issiaka DJIRE	MLI	2 Jan 00	2	<b>11.41</b>	PB 0.236	





**RESULTS**  
**100 Metres Boys - Round 1**

**Heat 5**

**5**

12 July 2017 10:22 START TIME

17° C 77 %  
TEMPERATURE HUMIDITY

+0.6 m/s  
WIND

PLACE	BIB	NAME	COUNTRY	DATE of BIRTH	LANE	RESULT	REACTION	Fn
1	323	<b>Tyreke WILSON</b>	JAM	10 Jan 00	7	<b>10.60</b>	<b>Q</b>	0.279
2	212	<b>Danelson MAHAUTIERE</b>	DMA	15 Mar 00	2	<b>10.74</b>	<b>Q</b> PB	0.186
3	333	<b>Elijah Onkware MATHEW</b>	KEN	7 Feb 00	3	<b>10.78</b>	<b>Q</b> PB	0.176
4	441	<b>Joshua HAN WEI CHUA</b>	SGP	20 Jan 00	6	<b>10.94</b>	<b>Q</b>	0.175
5	294	<b>Gurindervir SINGH</b>	IND	24 Dec 00	8	<b>11.07</b>		0.208
6	147	<b>Erik Felipe CARDOSO</b>	BRA	3 Mar 00	5	<b>11.20</b>		0.214
7	453	<b>Francesco SANSOVINI</b>	SMR	18 Jan 00	4	<b>11.38</b>		0.180

**ALL-TIME OUTDOOR TOP LIST**

**SEASON OUTDOOR TOP LIST**

RESULT	NAME	VENUE	DATE	RESULT	NAME	VENUE	2017
10.15	Anthony SCHWARTZ (USA)	Gainesville, FL	31 Mar 17	10.15	Anthony SCHWARTZ (USA)	Gainesville, FL	31 Mar
10.19	Yoshihide KIRYU (JPN)	Fukuroi	3 Nov 12	10.31	Samuel PUROLA (FIN)	Mannheim (Hoffmann)	1 Jul
10.20	Darryl HARAWAY (USA)	Greensboro, NC	14 Jun 14	10.32	Keishawn EVERLY (USA)	Austin (Myers Stadium), TX	12 May
10.20	Tlotliso LEOTLELA (RSA)	Apia	7 Sep 15	10.34	Tyreke WILSON (JAM)	Kingston (NS), JAM	23 Jun
10.22	Abdul Hakim SANI BROWN (JPN)	Shanghai	14 May 16	10.37	Michael STEPHENS (JAM)	Kingston (NS), JAM	11 Mar
10.23	Tamunosiki ATORUDIBO (NGR)	Enugu	23 Mar 02	10.40	Retshidisitswe MLENGA (RSA)	Pretoria (Tuks)	18 Mar
10.23	Rynell PARSON (USA)	Indianapolis, IN	21 Jun 07	10.40	Enoch Olaoluwa ADEGOKE (NGR)	Abuja (National Stadium)	3 Jun
10.24	Darrel BROWN (TTO)	Bridgetown, BAR	14 Apr 01	10.42	Tshenolo LEMAO (RSA)	Potchefstroom (Puk McCarthur)	21 Apr
10.25	J-Mee SAMUELS (USA)	Knoxville, TN	11 Jul 04	10.45	Terrence Jr. HORNE (USA)	Gainesville, FL	30 Mar
10.25	Jeffery DEMPS (USA)	Knoxville, TN	1 Aug 07	10.47	Adrian CURRY (BAH)	Nassau (T. Robinson Stadium)	4 Feb
10.25	Jhevaughn MATHERSON (JAM)	Kingston (NS), JAM	5 Mar 16	10.47	Maikel Y. VIDAL (CUB)	La Habana (Estadio Panamericano)	3 Mar
				10.47	Jake DORAN (AUS)	Sydney (SOPAC)	27 Mar
				10.47	Xavier NAIRNE (JAM)	Kingston (NS), JAM	23 Jun



# RESULTS



## 200 Metres Boys - Final

RECORDS	RESULT	NAME	COUNTRY	AGE	VENUE	DATE
World U18 Best	<b>WU18B</b>	20.13 Usain BOLT	JAM	17	Bridgetown, BAR	20 Jul 2003
Championship Record	<b>CR</b>	20.34 Abdul Hakim SANI BROWN	JPN	16	Cali (Pascual Guerrero)	19 Jul 2015
World U18 Leading	<b>WU18L</b>	20.51 Tyrese COOPER	USA	17	Eugene (Hayward Field), OR	27 May 2017

16 July 2017 15:40 START TIME 24° C TEMPERATURE 47 % HUMIDITY

 -0.7m/s WIND

PLACE	BIB	NAME	COUNTRY	DATE of BIRTH	LANE	RESULT	REACTION	Fn
1	433	Retshidisitswe MLENGA	RSA	27 Feb 00	6	21.03	<b>SB</b>	0.166
2	431	Tshenolo LEMAO	RSA	17 Jun 00	4	21.12	<b>PB</b>	0.151
3	255	Luis BRANDNER	GER	9 Oct 00	3	21.23	<b>PB</b>	0.176
4	111	Mohamed Mehdi ZEKRAOUI	ALG	5 Jan 00	8	21.39		0.186
5	207	Daniel VEJRAŽKA	CZE	11 May 00	7	21.40		0.163
6	250	Paul TRITENNE	FRA	5 May 00	5	21.47		0.189
7	151	Arielton DOS SANTOS	BRA	19 Feb 00	1	21.71		0.153
8	449	Mitja KORDEŽ	SLO	24 May 01	2	21.89		0.185

ALL-TIME OUTDOOR TOP LIST				SEASON OUTDOOR TOP LIST			
RESULT	NAME	VENUE	DATE	RESULT	NAME	VENUE	2017
20.13	Usain BOLT (JAM)	Bridgetown, BAR	20 Jul 03	20.51	Tyrese COOPER (USA)	Eugene (Hayward Field), OR	27 May
20.34	Abdul Hakim SANI BROWN (JPN)	Cali (Pascual Guerrero)	19 Jul 15	20.66	Anthony SCHWARTZ (USA)	t Lauderdale (Calvary Christian), FL	19 Apr
20.37	DaBryan BLANTON (USA)	Austin, TX	12 May 01	20.84	Samuel PUROLA (FIN)	Vaasa	25 Jun
20.37	Thomas SOMERS (GBR)	Eugene (Hayward Field), OR	24 Jul 14	20.89	Sachin DENNIS (JAM)	Kingston (NS), JAM	30 Mar
20.39	Clinton DAVIS (USA)	Barquisimeto	1 Aug 82	20.93	Michael STEPHENS (JAM)	Kingston (NS), JAM	5 Mar
20.41	Darrel BROWN (TTO)	Port of Spain	6 May 01	21.02	Brian HERRON (USA)	Liburn, GA	20 Apr
20.50	Quincy WATTS (USA)	Provo, UT	25 Jul 87	21.03	Retshidisitswe MLENGA (RSA)	Nairobi	16 Jul
20.51	Tyrese COOPER (USA)	Eugene (Hayward Field), OR	27 May 17	21.08	Paul TRITENNE (FRA)	Nairobi	14 Jul
20.57	Martin MANLEY (JAM)	Kingston (NS), JAM	27 Mar 14	21.09	Matthew CLARKE (BAR)	Bridgetown (NS), BAR	25 Jun
20.57	Kyle APPEL (RSA)	Cali (Pascual Guerrero)	19 Jul 15	21.11	Jevaughn POWELL (JAM)	Kingston (NS), JAM	1 Apr



# RESULT PROGRESSION

## 200 Metres Boys - Final



RECORDS	RESULT	NAME	COUNTRY	AGE	VENUE	DATE
World U18 Best	<b>WU18B</b>	20.13 Usain BOLT	JAM	17	Bridgetown, BAR	20 Jul 2003
Championship Record	<b>CR</b>	20.34 Abdul Hakim SANI BROWN	JPN	16	Cali (Pascual Guerrero)	19 Jul 2015
World U18 Leading	<b>WU18L</b>	20.51 Tyrese COOPER	USA	17	Eugene (Hayward Field), OR	27 May 2017

16 July 2017

RANK	BIB	NAME	COUNTRY	DATE of BIRTH	PHASE	HEAT	LANE	PLACE	RESULT	WIND	
1	433	Retshidisitswe MLENGA	RSA	27 Feb 00	Final	1	6	1	<b>21.03</b>	SB	-0.7
					Semi-Final	2	6	1	<b>21.10 Q</b>	SB	-1.4
					Round 1	1	2	5	<b>21.31 Q</b>		0.0
2	431	Tshenolo LEMAO	RSA	17 Jun 00	Final	1	4	2	<b>21.12</b>	PB	-0.7
					Semi-Final	1	5	3	<b>21.30 Q</b>		-0.9
					Round 1	2	2	3	<b>21.27 Q</b>		+0.6
3	255	Luis BRANDNER	GER	9 Oct 00	Final	1	3	3	<b>21.23</b>	PB	-0.7
					Semi-Final	1	6	4	<b>21.32 Q</b>		-0.9
					Round 1	3	4	2	<b>21.23 Q</b>	PB	-0.4
4	111	Mohamed Mehdi ZEKRAOUI	ALG	5 Jan 00	Final	1	8	4	<b>21.39</b>		-0.7
					Semi-Final	2	8	6	<b>21.47 Q</b>		-1.4
					Round 1	1	5	6	<b>21.33 Q</b>	PB	0.0
5	207	Daniel VEJRAŽKA	CZE	11 May 00	Final	1	7	5	<b>21.40</b>		-0.7
					Semi-Final	1	3	5	<b>21.44 Q</b>		-0.9
					Round 1	2	1	8	<b>21.57 Q</b>		+0.6
6	250	Paul TRITENNE	FRA	5 May 00	Final	1	5	6	<b>21.47</b>		-0.7
					Semi-Final	2	4	2	<b>21.26 Q</b>		-1.4
					Round 1	4	7	1	<b>21.08 Q</b>	PB	-1.0
7	151	Arielton DOS SANTOS	BRA	19 Feb 00	Final	1	1	7	<b>21.71</b>		-0.7
					Semi-Final	2	5	7	<b>21.60 q</b>		-1.4
					Round 1	1	3	4	<b>21.29 Q</b>	PB	0.0
8	449	Mitja KORDEŽ	SLO	24 May 01	Final	1	2	8	<b>21.89</b>		-0.7
					Semi-Final	2	7	8	<b>21.66 q</b>	PB	-1.4
					Round 1	4	2	15	<b>21.85 Q</b>		-1.0

ALL-TIME OUTDOOR TOP LIST				SEASON OUTDOOR TOP LIST			
RESULT	NAME	VENUE	DATE	RESULT	NAME	VENUE	2017
20.13	Usain BOLT (JAM)	Bridgetown, BAR	20 Jul 03	20.51	Tyrese COOPER (USA)	Eugene (Hayward Field), OR	27 May
20.34	Abdul Hakim SANI BROWN (JPN)	ali (Pascual Guerrero)	19 Jul 15	20.66	Anthony SCHWARTZ (USA)	† Lauderdale (Calvary Christian), FL	19 Apr
20.37	DaBryan BLANTON (USA)	Austin, TX	12 May 01	20.84	Samuel PUROLA (FIN)	Vaasa	25 Jun
20.37	Thomas SOMERS (GBR)	Eugene (Hayward Field), OR	24 Jul 14	20.89	Sachin DENNIS (JAM)	Kingston (NS), JAM	30 Mar
20.39	Clinton DAVIS (USA)	Barquisimeto	1 Aug 82	20.93	Michael STEPHENS (JAM)	Kingston (NS), JAM	5 Mar
20.41	Darrel BROWN (TTO)	Port of Spain	6 May 01	21.02	Brian HERRON (USA)	Liburn, GA	20 Apr
20.50	Quincy WATTS (USA)	Provo, UT	25 Jul 87	21.03	Retshidisitswe MLENGA (RSA)	Nairobi	16 Jul
20.51	Tyrese COOPER (USA)	Eugene (Hayward Field), OR	27 May 17	21.08	Paul TRITENNE (FRA)	Nairobi	14 Jul
20.57	Martin MANLEY (JAM)	Kingston (NS), JAM	27 Mar 14	21.09	Matthew CLARKE (BAR)	Bridgetown (NS), BAR	25 Jun
20.57	Kyle APPEL (RSA)	Cali (Pascual Guerrero)	19 Jul 15	21.11	Jevaughn POWELL (JAM)	Kingston (NS), JAM	1 Apr



# SUMMARY



## 200 Metres Boys - Semi-Final

First 3 in each heat (Q) and the next 2 fastest (q) advance to the Final

RECORDS	RESULT	NAME	COUNTRY	AGE	VENUE	DATE
World U18 Best	<b>WU18B</b>	20.13 Usain BOLT	JAM	17	Bridgetown, BAR	20 Jul 2003
Championship Record	<b>CR</b>	20.34 Abdul Hakim SANI BROWN	JPN	16	Cali (Pascual Guerrero)	19 Jul 2015
World U18 Leading	<b>WU18L</b>	20.51 Tyrese COOPER	USA	17	Eugene (Hayward Field), OR	27 May 2017

15 July 2017

RANK	PLACE	HEAT	LANE	BIB	NAME	COUNTRY	DATE of BIRTH	RESULT		WIND
1	1	2	6	433	Retshidisitswe MLENGA	RSA	27 Feb 00	21.10	Q	SB -1.4
2	2	2	4	250	Paul TRITENNE	FRA	5 May 00	21.26	Q	-1.4
3	1	1	5	431	Tshenolo LEMAO	RSA	17 Jun 00	21.30	Q	-0.9
4	2	1	6	255	Luis BRANDNER	GER	9 Oct 00	21.32	Q	-0.9
5	3	1	3	207	Daniel VEJRAŽKA	CZE	11 May 00	21.44	Q	-0.9
6	3	2	8	111	Mohamed Mehdi ZEKRAOUI	ALG	5 Jan 00	21.47	Q	-1.4
7	4	2	5	151	Arielton DOS SANTOS	BRA	19 Feb 00	21.60	q	-1.4
8	5	2	7	449	Mitja KORDEŽ	SLO	24 May 01	21.66	q	PB -1.4
9	6	2	3	508	Vasyl MAKUKH	UKR	14 Jan 00	21.71		-1.4
10	4	1	8	403	Szymon KREFT	POL	29 Jan 00	21.78		-0.9
11	5	1	7	335	Philemon MOPIA	KEN	16 Jan 00	21.79		PB -0.9
12	6	1	4	313	Xavier NAIRNE	JAM	2 Oct 00	21.82		-0.9
13	7	2	1	211	Tobias Gorgone LARSEN	DEN	2 Jan 00	21.85		-1.4
14	7	1	1	456	Shalika S. W. ATAMPOLAGE	SRI	9 Nov 01	22.04		-0.9
		2	2	286	Ch. Palendra KUMAR	IND	1 Dec 00	DQ		163.3[a] -1.4
		1	2	389	Theron HUMAN	NAM	11 Aug 00	DNS		-0.9

**NOTE** IAAF Rule 163.3[a] - Lane infringement

### ALL-TIME OUTDOOR TOP LIST

RESULT	NAME	VENUE	DATE
20.13	Usain BOLT (JAM)	Bridgetown, BAR	20 Jul 03
20.34	Abdul Hakim SANI BROWN (JPN) ali (Pascual Guerrero)		19 Jul 15
20.37	DaBryan BLANTON (USA)	Austin, TX	12 May 01
20.37	Thomas SOMERS (GBR)	Eugene (Hayward Field), OR	24 Jul 14
20.39	Clinton DAVIS (USA)	Barquisimeto	1 Aug 82
20.41	Darrel BROWN (TTO)	Port of Spain	6 May 01
20.50	Quincy WATTS (USA)	Provo, UT	25 Jul 87
20.51	Tyrese COOPER (USA)	Eugene (Hayward Field), OR	27 May 17
20.57	Martin MANLEY (JAM)	Kingston (NS), JAM	27 Mar 14
20.57	Kyle APPEL (RSA)	Cali (Pascual Guerrero)	19 Jul 15

### SEASON OUTDOOR TOP LIST

RESULT	NAME	VENUE	2017
20.51	Tyrese COOPER (USA)	Eugene (Hayward Field), OR	27 May
20.66	Anthony SCHWARTZ (USA) † Lauderdale (Calvary Christian), FL		19 Apr
20.84	Samuel PUROLA (FIN)	Vaasa	25 Jun
20.89	Sachin DENNIS (JAM)	Kingston (NS), JAM	30 Mar
20.93	Michael STEPHENS (JAM)	Kingston (NS), JAM	5 Mar
21.02	Brian HERRON (USA)	Liburn, GA	20 Apr
21.08	Paul TRITENNE (FRA)	Nairobi	14 Jul
21.09	Matthew CLARKE (BAR)	Bridgetown (NS), BAR	25 Jun
21.10	Retshidisitswe MLENGA (RSA)	Nairobi	15 Jul
21.11	Jevaughn POWELL (JAM)	Kingston (NS), JAM	1 Apr

# RESULTS



## 200 Metres Boys - Semi-Final

First 3 in each heat (Q) and the next 2 fastest (q) advance to the Final

RECORDS	RESULT	NAME	COUNTRY	AGE	VENUE	DATE
World U18 Best	<b>WU18B</b>	20.13 Usain BOLT	JAM	17	Bridgetown, BAR	20 Jul 2003
Championship Record	<b>CR</b>	20.34 Abdul Hakim SANI BROWN	JPN	16	Cali (Pascual Guerrero)	19 Jul 2015
World U18 Leading	<b>WU18L</b>	20.51 Tyrese COOPER	USA	17	Eugene (Hayward Field), OR	27 May 2017

### Heat 1

2

15 July 2017 17:35 START TIME

24° C TEMPERATURE 50 % HUMIDITY

-0.9m/s WIND

PLACE	BIB	NAME	COUNTRY	DATE OF BIRTH	LANE	RESULT	REACTION	Fn
1	431	Tshenolo LEMAO	RSA	17 Jun 00	5	21.30	Q 0.184	
2	255	Luis BRANDNER	GER	9 Oct 00	6	21.32	Q 0.175	
3	207	Daniel VEJRAŽKA	CZE	11 May 00	3	21.44	Q 0.162	
4	403	Szymon KREFT	POL	29 Jan 00	8	21.78		0.207
5	335	Philemon MOPIA	KEN	16 Jan 00	7	21.79	PB 0.198	
6	313	Xavier NAIRNE	JAM	2 Oct 00	4	21.82		0.172
7	456	Shalika S. W. ATAMPOLAGE	SRI	9 Nov 01	1	22.04		0.170
	389	Theron HUMAN	NAM	11 Aug 00	2	DNS		

### Heat 2

2

15 July 2017 17:42 START TIME

24° C TEMPERATURE 50 % HUMIDITY

-1.4m/s WIND

PLACE	BIB	NAME	COUNTRY	DATE OF BIRTH	LANE	RESULT	REACTION	Fn
1	433	Retshidisitswe MLENGA	RSA	27 Feb 00	6	21.10	Q SB 0.174	
2	250	Paul TRITENNE	FRA	5 May 00	4	21.26	Q 0.197	
3	111	Mohamed Mehdi ZEKRAOUI	ALG	5 Jan 00	8	21.47	Q 0.176	
4	151	Arielton DOS SANTOS	BRA	19 Feb 00	5	21.60	q 0.169	
5	449	Mitja KORDEŽ	SLO	24 May 01	7	21.66	q PB 0.201	
6	508	Vasyl MAKUKH	UKR	14 Jan 00	3	21.71		0.194
7	211	Tobias Gorgone LARSEN	DEN	2 Jan 00	1	21.85		0.148
	286	Ch. Palendra KUMAR	IND	1 Dec 00	2	DQ 163.3(a)		0.182

**NOTE** IAAF Rule 163.3(a) - Lane infringement

#### ALL-TIME OUTDOOR TOP LIST

RESULT	NAME	VENUE	DATE
20.13	Usain BOLT (JAM)	Bridgetown, BAR	20 Jul 03
20.34	Abdul Hakim SANI BROWN (JPN) ali (Pascual Guerrero)		19 Jul 15
20.37	DaBryan BLANTON (USA)	Austin, TX	12 May 01
20.37	Thomas SOMERS (GBR)	Eugene (Hayward Field), OR	24 Jul 14
20.39	Clinton DAVIS (USA)	Barquisimeto	1 Aug 82
20.41	Darrel BROWN (TTO)	Port of Spain	6 May 01
20.50	Quincy WATTS (USA)	Provo, UT	25 Jul 87
20.51	Tyrese COOPER (USA)	Eugene (Hayward Field), OR	27 May 17
20.57	Martin MANLEY (JAM)	Kingston (NS), JAM	27 Mar 14
20.57	Kyle APPEL (RSA)	Cali (Pascual Guerrero)	19 Jul 15

#### SEASON OUTDOOR TOP LIST

RESULT	NAME	VENUE	2017
20.51	Tyrese COOPER (USA)	Eugene (Hayward Field), OR	27 May
20.66	Anthony SCHWARTZ (USA) †	Lauderdale (Calvary Christian), FL	19 Apr
20.84	Samuel PUROLA (FIN)	Vaasa	25 Jun
20.89	Sachin DENNIS (JAM)	Kingston (NS), JAM	30 Mar
20.93	Michael STEPHENS (JAM)	Kingston (NS), JAM	5 Mar
21.02	Brian HERRON (USA)	Liburn, GA	20 Apr
21.08	Paul TRITENNE (FRA)	Nairobi	14 Jul
21.09	Matthew CLARKE (BAR)	Bridgetown (NS), BAR	25 Jun
21.10	Retshidisitswe MLENGA (RSA)	Nairobi	15 Jul
21.11	Jevaughn POWELL (JAM)	Kingston (NS), JAM	1 Apr

# SUMMARY



## 200 Metres Boys - Round 1

First 3 in each heat (Q) and the next 4 fastest (q) advance to the Semi-Finals

RECORDS	RESULT	NAME	COUNTRY	AGE	VENUE	DATE
World U18 Best <b>WU18B</b>	20.13	Usain BOLT	JAM	17	Bridgetown, BAR	20 Jul 2003
Championship Record <b>CR</b>	20.34	Abdul Hakim SANI BROWN	JPN	16	Cali (Pascual Guerrero)	19 Jul 2015
World U18 Leading <b>WU18L</b>	20.51	Tyrese COOPER	USA	17	Eugene (Hayward Field), OR	27 May 2017

14 July 2017

RANK	PLACE	HEAT	LANE	BIB	NAME	COUNTRY	DATE of BIRTH	RESULT		WIND
1	1	4	7	250	Paul TRITENNE	FRA	5 May 00	21.08	Q <b>PB</b>	-1.0
2	1	3	4	255	Luis BRANDNER	GER	9 Oct 00	21.23	Q <b>PB</b>	-0.4
3	1	2	2	431	Tshenolo LEMAO	RSA	17 Jun 00	21.27	Q	+0.6
4	1	1	3	151	Arielton DOS SANTOS	BRA	19 Feb 00	21.29	Q <b>PB</b>	0.0
5	2	1	2	433	Retshidisiswe MLENGA	RSA	27 Feb 00	21.31	Q	0.0
6	3	1	5	111	Mohamed Mehdi ZEKRAOUI	ALG	5 Jan 00	21.33	Q <b>PB</b>	0.0
7	4	1	7	211	Tobias Gorgone LARSEN	DEN	2 Jan 00	21.35	q <b>PB</b>	0.0
8	2	2	1	207	Daniel VEJRAŽKA	CZE	11 May 00	21.57	Q	+0.6
9	2	4	4	313	Xavier NAIRNE	JAM	2 Oct 00	21.59	Q	-1.0
10	2	3	3	508	Vasyl MAKUKH	UKR	14 Jan 00	21.62	Q <b>PB</b>	-0.4
11	3	2	5	403	Szymon KREFT	POL	29 Jan 00	21.65	Q <b>PB</b>	+0.6
12	5	1	6	456	Shalika S. W. ATAMPOLAGE	SRI	9 Nov 01	21.72	q <b>PB</b>	0.0
13	6	1	1	389	Theron HUMAN	NAM	11 Aug 00	21.75	q <b>PB</b>	0.0
14	3	3	1	335	Philemon MOPIA	KEN	16 Jan 00	21.79	Q <b>PB</b>	-0.4
15	3	4	2	449	Mitja KORDEŽ	SLO	24 May 01	21.85	Q	-1.0
16	4	4	5	286	Ch. Palendra KUMAR	IND	1 Dec 00	21.90	q <b>PB</b>	-1.0
17	5	4	8	156	Vesselin JIVKOV	BUL	26 Jan 01	21.93	<b>PB</b>	-1.0
18	4	2	3	499	Emmanuel NUWAGABA	UGA	21 Nov 00	22.07		+0.6
19	4	3	7	466	Suriya TAEMCHAN	THA	14 Jan 00	22.10		-0.4
20	5	3	2	524	Donovan MUTARISWA	ZIM	1 Jun 01	22.12 (.112)		-0.4
21	5	2	8	291	Akshay NAIN	IND	7 Jun 00	22.22		+0.6
22	6	4	3	143	Mothusi BOITSHWARELO	BOT	2 Feb 00	22.25		-1.0
23	6	2	4	444	Dimetre BROWNE	SKN	4 Apr 00	22.26		+0.6
24	6	3	8	348	Yasir Yahya HAZAZI	KSA	7 May 00	22.27		-0.4
25	7	2	6	525	Phodiso RAMPA	BOT	23 Dec 00	22.39		+0.6
26	7	4	1	109	Mehdi NAIT ABDELAZIZ	ALG	15 Jun 00	22.44		-1.0
27	8	4	6	385	Omar EL AIDA	MLT	8 Nov 01	22.46	<b>PB</b>	-1.0
28	7	3	6	443	Tajarie ARTHURTON	SKN	4 Jan 00	22.54		-0.4
29	7	1	4	278	Chi Fai MA	HKG	29 May 01	22.57		0.0
30	8	1	8	446	Mohamed Yoni KAMARA	SLE	25 Jun 01	23.05	<b>PB</b>	0.0
		3	5	121	Matías PELLEGRINO	ARG	14 Apr 00	DQ	163.3(a)	-0.4
		2	7	522	Tapiwa MAKARAWU	ZIM	14 Aug 00	DQ	163.3(a)	+0.6



**SUMMARY**  
**200 Metres Boys - Round 1**

14 July 2017

RANK	PLACE	HEAT	LANE	BIB	NAME	COUNTRY	DATE of BIRTH	RESULT	WIND
------	-------	------	------	-----	------	---------	---------------	--------	------

**NOTE** IAAF Rule 163.3(a) - Lane infringement

ALL-TIME OUTDOOR TOP LIST				SEASON OUTDOOR TOP LIST			
RESULT	NAME	VENUE	DATE	RESULT	NAME	VENUE	2017
20.13	Usain BOLT (JAM)	Bridgetown, BAR	20 Jul 03	20.51	Tyrese COOPER (USA)	Eugene (Hayward Field), OR	27 May
20.34	Abdul Hakim SANI BROWN (JPN) ali (Pascual Guerrero)	Austin, TX	12 May 01	20.66	Anthony SCHWARTZ (USA) † Lauderdale (Calvary Christian), FL	Vaasa	25 Jun
20.37	DaBryan BLANTON (USA)	Eugene (Hayward Field), OR	24 Jul 14	20.84	Samuel PUROLA (FIN)	Kingston (NS), JAM	30 Mar
20.39	Clinton DAVIS (USA)	Barquisimeto	1 Aug 82	20.89	Sachin DENNIS (JAM)	Kingston (NS), JAM	5 Mar
20.41	Darrel BROWN (TTO)	Port of Spain	6 May 01	20.93	Michael STEPHENS (JAM)	Liburn, GA	20 Apr
20.50	Quincy WATTS (USA)	Provo, UT	25 Jul 87	21.02	Brian HERRON (USA)	Nairobi	14 Jul
20.51	Tyrese COOPER (USA)	Eugene (Hayward Field), OR	27 May 17	21.08	Paul TRITENNE (FRA)	Bridgetown (NS), BAR	25 Jun
20.57	Martin MANLEY (JAM)	Kingston (NS), JAM	27 Mar 14	21.09	Matthew CLARKE (BAR)	Kingston (NS), JAM	1 Apr
20.57	Kyle APPEL (RSA)	Cali (Pascual Guerrero)	19 Jul 15	21.11	Jevaughn POWELL (JAM)	Kingston (NS), JAM	1 Apr
				21.12	Minkyu SHIN (KOR)	Kimchun	4 Jun



# RESULTS



## 200 Metres Boys - Round 1

First 3 in each heat (Q) and the next 4 fastest (q) advance to the Semi-Finals

RECORDS	RESULT	NAME	COUNTRY	AGE	VENUE	DATE	
World U18 Best	<b>WU18B</b>	20.13	Usain BOLT	JAM	17	Bridgetown, BAR	20 Jul 2003
Championship Record	<b>CR</b>	20.34	Abdul Hakim SANI BROWN	JPN	16	Cali (Pascual Guerrero)	19 Jul 2015
World U18 Leading	<b>WU18L</b>	20.51	Tyrese COOPER	USA	17	Eugene (Hayward Field), OR	27 May 2017

### Heat 1

4

14 July 2017 11:25 START TIME

17° C TEMPERATURE 77% HUMIDITY

0.0 m/s WIND

PLACE	BIB	NAME	COUNTRY	DATE OF BIRTH	LANE	RESULT	REACTION	Fn
1	151	Arielton DOS SANTOS	BRA	19 Feb 00	3	21.29	Q PB 0.173	
2	433	Retshidisitwe MLENGA	RSA	27 Feb 00	2	21.31	Q 0.171	
3	111	Mohamed Mehdi ZEKRAOUI	ALG	5 Jan 00	5	21.33	Q PB 0.171	
4	211	Tobias Gorgone LARSEN	DEN	2 Jan 00	7	21.35	q PB 0.154	
5	456	Shalika S. W. ATAMPOLAGE	SRI	9 Nov 01	6	21.72	q PB 0.175	
6	389	Theron HUMAN	NAM	11 Aug 00	1	21.75	q PB 0.148	
7	278	Chi Fai MA	HKG	29 May 01	4	22.57	0.161	
8	446	Mohamed Yoni KAMARA	SLE	25 Jun 01	8	23.05	PB 0.217	

### Heat 2

4

14 July 2017 11:32 START TIME

17° C TEMPERATURE 77% HUMIDITY

+0.6 m/s WIND

PLACE	BIB	NAME	COUNTRY	DATE OF BIRTH	LANE	RESULT	REACTION	Fn
1	431	Tshenolo LEMAO	RSA	17 Jun 00	2	21.27	Q 0.166	
2	207	Daniel VEJRAŽKA	CZE	11 May 00	1	21.57	Q 0.148	
3	403	Szymon KREFT	POL	29 Jan 00	5	21.65	Q PB 0.181	
4	499	Emmanuel NUWAGABA	UGA	21 Nov 00	3	22.07	0.174	
5	291	Akshay NAIN	IND	7 Jun 00	8	22.22	0.177	
6	444	Dimetre BROWNE	SKN	4 Apr 00	4	22.26	0.165	
7	525	Phodiso RAMPA	BOT	23 Dec 00	6	22.39	0.165	
	522	Tapiwa MAKARAWU	ZIM	14 Aug 00	7	DQ 163.3(a)	0.160	

**NOTE** IAAF Rule 163.3(a) - Lane infringement

### Heat 3

4

14 July 2017 11:39 START TIME

17° C TEMPERATURE 77% HUMIDITY

-0.4 m/s WIND

PLACE	BIB	NAME	COUNTRY	DATE OF BIRTH	LANE	RESULT	REACTION	Fn
1	255	Luis BRANDNER	GER	9 Oct 00	4	21.23	Q PB 0.167	
2	508	Vasyl MAKUKH	UKR	14 Jan 00	3	21.62	Q PB 0.200	
3	335	Philemon MOPIA	KEN	16 Jan 00	1	21.79	Q PB 0.174	
4	466	Suriya TAEMCHAN	THA	14 Jan 00	7	22.10	0.174	
5	524	Donovan MUTARISWA	ZIM	1 Jun 01	2	22.12 (.112)	0.164	
6	348	Yasir Yahya HAZAZI	KSA	7 May 00	8	22.27	0.191	
7	443	Tajarie ARTHURTON	SKN	4 Jan 00	6	22.54	0.147	
	121	Matías PELLEGRINO	ARG	14 Apr 00	5	DQ 163.3(a)	0.179	

**NOTE** IAAF Rule 163.3(a) - Lane infringement



**RESULTS**  
**200 Metres Boys - Round 1**

**Heat 4**

**4**

14 July 2017 11:46 START TIME

17° C TEMPERATURE 77 % HUMIDITY

 -1.0m/s WIND

PLACE	BIB	NAME	COUNTRY	DATE of BIRTH	LANE	RESULT	REACTION	Fn
1	250	Paul TRITENNE	FRA	5 May 00	7	<b>21.08</b>	Q PB	0.215
2	313	Xavier NAIRNE	JAM	2 Oct 00	4	<b>21.59</b>	Q	0.194
3	449	Mitja KORDEŽ	SLO	24 May 01	2	<b>21.85</b>	Q	0.193
4	286	Ch. Palendra KUMAR	IND	1 Dec 00	5	<b>21.90</b>	q PB	0.180
5	156	Vesselin JIVKOV	BUL	26 Jan 01	8	<b>21.93</b>	PB	0.168
6	143	Mothusi BOITSHWARELO	BOT	2 Feb 00	3	<b>22.25</b>		0.230
7	109	Mehdi NAIT ABDELAZIZ	ALG	15 Jun 00	1	<b>22.44</b>		0.150
8	385	Omar EL AIDA	MLT	8 Nov 01	6	<b>22.46</b>	PB	0.154

**ALL-TIME OUTDOOR TOP LIST**

**SEASON OUTDOOR TOP LIST**

RESULT	NAME	VENUE	DATE	RESULT	NAME	VENUE	2017
20.13	Usain BOLT (JAM)	Bridgetown, BAR	20 Jul 03	20.51	Tyrese COOPER (USA)	Eugene (Hayward Field), OR	27 May
20.34	Abdul Hakim SANI BROWN (JPN) ali (Pascual Guerrero)	Austin, TX	19 Jul 15	20.66	Anthony SCHWARTZ (USA) †	Lauderdale (Calvary Christian), FL	19 Apr
20.37	DaBryan BLANTON (USA)	Austin, TX	12 May 01	20.84	Samuel PUROLA (FIN)	Vaasa	25 Jun
20.37	Thomas SOMERS (GBR)	Eugene (Hayward Field), OR	24 Jul 14	20.89	Sachin DENNIS (JAM)	Kingston (NS), JAM	30 Mar
20.39	Clinton DAVIS (USA)	Barquisimeto	1 Aug 82	20.93	Michael STEPHENS (JAM)	Kingston (NS), JAM	5 Mar
20.41	Darrel BROWN (TTO)	Port of Spain	6 May 01	21.02	Brian HERRON (USA)	Liburn, GA	20 Apr
20.50	Quincy WATTS (USA)	Provo, UT	25 Jul 87	21.08	Paul TRITENNE (FRA)	Nairobi	14 Jul
20.51	Tyrese COOPER (USA)	Eugene (Hayward Field), OR	27 May 17	21.09	Matthew CLARKE (BAR)	Bridgetown (NS), BAR	25 Jun
20.57	Martin MANLEY (JAM)	Kingston (NS), JAM	27 Mar 14	21.11	Jevauqhn POWELL (JAM)	Kingston (NS), JAM	1 Apr
20.57	Kyle APPEL (RSA)	Calif (Pascual Guerrero)	19 Jul 15	21.12	Minkyu SHIN (KOR)	Kimchun	4 Jun



# RESULTS



## 400 Metres Boys - Final

RECORDS	RESULT	NAME	COUNTRY	AGE	VENUE	DATE
World U18 Best	<b>WU18B</b>	<b>45.14</b>	Obea MOORE	USA	16	Santiago de Chile 2 Sep 1995
Championship Record	<b>CR</b>	<b>45.24</b>	Kirani JAMES	GRN	17	Bressanone 10 Jul 2009
World U18 Leading	<b>WU18L</b>	<b>45.38</b>	Tyrese COOPER	USA	17	Albuquerque, NM 3 Jun 2017

14 July 2017 19:17 START TIME 21° C TEMPERATURE 64 % HUMIDITY

PLACE	BIB	NAME	COUNTRY	DATE OF BIRTH	LANE	RESULT	REACTION	Fn
1	319	Antonio WATSON	JAM	11 Sep 01	6	<b>46.59</b>	<b>PB</b> 0.174	
2	277	Daniel WILLIAMS	GUY	2 Sep 00	2	<b>46.72</b>	<b>PB</b> 0.200	
3	468	Colby JENNINGS	TKS	28 Apr 00	5	<b>46.77</b>	<b>PB</b> 0.213	
4	311	Anthony COX	JAM	26 Aug 00	3	<b>46.77</b>	0.210	
5	226	Melkamu ASSEFA	ETH	24 Feb 01	7	<b>47.05</b>	0.249	
6	148	Bruno Benedito DA SILVA	BRA	9 Apr 00	4	<b>47.15</b>	0.231	
7	388	Ivan Danny GELDENHUYS	NAM	9 Aug 01	8	<b>47.17</b>	<b>PB</b> 0.192	
8	448	Gregor GRAHOVAC	SLO	24 Apr 00	1	<b>48.88</b>	0.157	

ALL-TIME OUTDOOR TOP LIST				SEASON OUTDOOR TOP LIST			
RESULT	NAME	VENUE	DATE	RESULT	NAME	VENUE	2017
45.14	Obea MOORE (USA)	Santiago de Chile	2 Sep 95	45.38	Tyrese COOPER (USA)	Albuquerque, NM	3 Jun
45.15	Riaan DEMPERS (RSA)	Secunda	6 May 94	46.07	Brian HERRON (USA)	Sacramento (Hornet Stadium), CA	24 Jun
45.17	William REED (USA)	Tucson, AZ	20 Jun 87	46.19	Sean BURRELL (USA)	Albuquerque, NM	3 Jun
45.22	Naameldin ALI ABUBAKR (SUD)	Abuja	13 Oct 03	46.20	Zazini SOKWAKHANA (RSA)	Durban (Kings Park)	31 Mar
45.23	Tyrese COOPER (USA)	Humble (Turner Stadium), TX	6 Aug 16	46.53	Anthony COX (JAM)	Nairobi	12 Jul
45.24	Kirani JAMES (GRN)	Bressanone	10 Jul 09	46.59	Antonio WATSON (JAM)	Nairobi	14 Jul
45.27	Christopher TAYLOR (JAM)	Cali (Pascual Guerrero)	17 Jul 15	46.72	Daniel WILLIAMS (GUY)	Nairobi	14 Jul
45.35	Usain BOLT (JAM)	Kingston, JAM	5 Apr 03	46.77	Tyquan THORNTON (USA)	rt Lauderdale (Calvary Christian), FL	27 Apr
45.44	Nduka AWAZIE (NGR)	Dakar	20 Aug 98	46.77	Colby JENNINGS (TKS)	Nairobi	14 Jul
45.46	Josephus LYLES (USA)	Cali (Pascual Guerrero)	17 Jul 15	46.85	Melkamu ASSEFA (ETH)	Assela (Green Stadium)	16 Jun



# RESULTS



## 400 Metres Boys - Final

RECORDS	RESULT	NAME	COUNTRY	AGE	VENUE	DATE
World U18 Best	<b>WU18B</b>	<b>45.14</b>	Obea MOORE	USA	16	Santiago de Chile 2 Sep 1995
Championship Record	<b>CR</b>	<b>45.24</b>	Kirani JAMES	GRN	17	Bressanone 10 Jul 2009
World U18 Leading	<b>WU18L</b>	<b>45.38</b>	Tyrese COOPER	USA	17	Albuquerque, NM 3 Jun 2017

14 July 2017 19:17 START TIME 21° C TEMPERATURE 64 % HUMIDITY

PLACE	BIB	NAME	COUNTRY	DATE of BIRTH	LANE	RESULT	REACTION	Fn
1	319	<b>Antonio WATSON</b>	JAM	11 Sep 01	6	<b>46.59</b>	<b>PB</b> 0.174	
2	277	<b>Daniel WILLIAMS</b>	GUY	2 Sep 00	2	<b>46.72</b>	<b>PB</b> 0.200	
3	468	<b>Colby JENNINGS</b>	TKS	28 Apr 00	5	<b>46.77</b> (.763)	<b>PB</b> 0.213	
4	311	<b>Anthony COX</b>	JAM	26 Aug 00	3	<b>46.77</b> (.763)	0.210	
5	226	<b>Melkamu ASSEFA</b>	ETH	24 Feb 01	7	<b>47.05</b>	0.249	
6	148	<b>Bruno Benedito DA SILVA</b>	BRA	9 Apr 00	4	<b>47.15</b>	0.231	
7	388	<b>Ivan Danny GELDENHUYS</b>	NAM	9 Aug 01	8	<b>47.17</b>	<b>PB</b> 0.192	
8	448	<b>Gregor GRAHOVAC</b>	SLO	24 Apr 00	1	<b>48.88</b>	0.157	

ALL-TIME OUTDOOR TOP LIST				SEASON OUTDOOR TOP LIST			
RESULT	NAME	VENUE	DATE	RESULT	NAME	VENUE	2017
45.14	Obea MOORE (USA)	Santiago de Chile	2 Sep 95	45.38	Tyrese COOPER (USA)	Albuquerque, NM	3 Jun
45.15	Riaan DEMPERS (RSA)	Secunda	6 May 94	46.07	Brian HERRON (USA)	Sacramento (Hornet Stadium), CA	24 Jun
45.17	William REED (USA)	Tucson, AZ	20 Jun 87	46.19	Sean BURRELL (USA)	Albuquerque, NM	3 Jun
45.22	Naqmeldin ALI ABUBAKR (SUD)	Abuja	13 Oct 03	46.20	Zazini SOKWAKHANA (RSA)	Durban (Kings Park)	31 Mar
45.23	Tyrese COOPER (USA)	Humble (Turner Stadium), TX	6 Aug 16	46.53	Anthony COX (JAM)	Nairobi	12 Jul
45.24	Kirani JAMES (GRN)	Bressanone	10 Jul 09	46.59	Antonio WATSON (JAM)	Nairobi	14 Jul
45.27	Christopher TAYLOR (JAM)	Cali (Pascual Guerrero)	17 Jul 15	46.72	Daniel WILLIAMS (GUY)	Nairobi	14 Jul
45.35	Usain BOLT (JAM)	Kingston, JAM	5 Apr 03	46.77	Tyquan THORNTON (USA)	Fort Lauderdale (Calvary Christian), FL	27 Apr
45.44	Nduka AWAZIE (NGR)	Dakar	20 Aug 98	46.77	Colby JENNINGS (TKS)	Nairobi	14 Jul
45.46	Josephus LYLES (USA)	Cali (Pascual Guerrero)	17 Jul 15	46.85	Melkamu ASSEFA (ETH)	Assela (Green Stadium)	16 Jun



# RESULT PROGRESSION

## 400 Metres Boys - Final



RECORDS	RESULT	NAME	COUNTRY	AGE	VENUE	DATE
World U18 Best	<b>WU18B</b>	45.14 Obea MOORE	USA	16	Santiago de Chile	2 Sep 1995
Championship Record	<b>CR</b>	45.24 Kirani JAMES	GRN	17	Bressanone	10 Jul 2009
World U18 Leading	<b>WU18L</b>	45.38 Tyrese COOPER	USA	17	Albuquerque, NM	3 Jun 2017

14 July 2017

RANK	BIB	NAME	COUNTRY	DATE of BIRTH	PHASE	HEAT	LANE	PLACE	RESULT
1	319	Antonio WATSON	JAM	11 Sep 01	Final	1	6	1	<b>46.59</b> <b>PB</b>
					Semi-Final	3	4	3	<b>47.05 Q</b> <b>PB</b>
					Round 1	4	5	2	<b>47.22 Q</b>
2	277	Daniel WILLIAMS	GUY	2 Sep 00	Final	1	2	2	<b>46.72</b> <b>PB</b>
					Semi-Final	2	6	8	<b>47.46 q</b>
					Round 1	2	2	6	<b>47.41 Q</b> <b>PB</b>
3	311	Anthony COX	JAM	26 Aug 00	Final	1	3	3	<b>46.77</b>
					Semi-Final	2	5	1	<b>46.86 Q</b>
					Round 1	1	1	1	<b>46.53 Q</b> <b>PB</b>
3	468	Colby JENNINGS	TKS	28 Apr 00	Final	1	5	3	<b>46.77</b> <b>PB</b>
					Semi-Final	1	5	6	<b>47.36 Q</b> <b>PB</b>
					Round 1	5	8	16	<b>48.33 Q</b>
5	226	Melkamu ASSEFA	ETH	24 Feb 01	Final	1	7	5	<b>47.05</b>
					Semi-Final	1	3	7	<b>47.43 Q</b>
					Round 1	2	5	3	<b>47.23 Q</b>
6	148	Bruno Benedito DA SILVA	BRA	9 Apr 00	Final	1	4	6	<b>47.15</b>
					Semi-Final	3	3	2	<b>46.87 Q</b> <b>PB</b>
					Round 1	5	4	11	<b>47.90 Q</b>
7	388	Ivan Danny GELDENHUYS	NAM	9 Aug 01	Final	1	8	7	<b>47.17</b> <b>PB</b>
					Semi-Final	2	4	4	<b>47.24 Q</b> <b>PB</b>
					Round 1	4	7	8	<b>47.60 Q</b> <b>PB</b>
8	448	Gregor GRAHOVAC	SLO	24 Apr 00	Final	1	1	8	<b>48.88</b>
					Semi-Final	3	6	5	<b>47.34 q</b> <b>PB</b>
					Round 1	1	3	9	<b>47.74 Q</b>

ALL-TIME OUTDOOR TOP LIST				SEASON OUTDOOR TOP LIST			
RESULT	NAME	VENUE	DATE	RESULT	NAME	VENUE	2017
45.14	Obea MOORE (USA)	Santiago de Chile	2 Sep 95	45.38	Tyrese COOPER (USA)	Albuquerque, NM	3 Jun
45.15	Riaan DEMPERS (RSA)	Secunda	6 May 94	46.07	Brian HERRON (USA)	Sacramento (Hornet Stadium), CA	24 Jun
45.17	William REED (USA)	Tucson, AZ	20 Jun 87	46.19	Sean BURRELL (USA)	Albuquerque, NM	3 Jun
45.22	Naqmeldin ALI ABUBAKR (SUD)	Abuja	13 Oct 03	46.20	Zazini SOKWAKHANA (RSA)	Durban (Kings Park)	31 Mar
45.23	Tyrese COOPER (USA)	Humble (Turner Stadium), TX	6 Aug 16	46.53	Anthony COX (JAM)	Nairobi	12 Jul
45.24	Kirani JAMES (GRN)	Bressanone	10 Jul 09	46.59	Antonio WATSON (JAM)	Nairobi	14 Jul
45.27	Christopher TAYLOR (JAM)	Cali (Pascual Guerrero)	17 Jul 15	46.72	Daniel WILLIAMS (GUY)	Nairobi	14 Jul
45.35	Usain BOLT (JAM)	Kingston, JAM	5 Apr 03	46.77	Tyquan THORNTON (USA)	Fort Lauderdale (Calvary Christian), FL	27 Apr
45.44	Nduka AWAZIE (NGR)	Dakar	20 Aug 98	46.77	Colby JENNINGS (TKS)	Nairobi	14 Jul
45.46	Josephus LYLES (USA)	Cali (Pascual Guerrero)	17 Jul 15	46.85	Melkamu ASSEFA (ETH)	Assela (Green Stadium)	16 Jun



# SUMMARY



## 400 Metres Boys - Semi-Final

First 2 in each heat (Q) and the next 2 fastest (q) advance to the Final

RECORDS	RESULT	NAME	COUNTRY	AGE	VENUE	DATE
World U18 Best	<b>WU18B</b>	45.14 Obea MOORE	USA	16	Santiago de Chile	2 Sep 1995
Championship Record	<b>CR</b>	45.24 Kirani JAMES	GRN	17	Bressanone	10 Jul 2009
World U18 Leading	<b>WU18L</b>	45.38 Tyrese COOPER	USA	17	Albuquerque, NM	3 Jun 2017

13 July 2017

RANK	PLACE	HEAT	LANE	BIB	NAME	COUNTRY	DATE of BIRTH	RESULT	
1	1	2	5	311	Anthony COX	JAM	26 Aug 00	<b>46.86</b>	Q
2	1	3	3	148	Bruno Benedito DA SILVA	BRA	9 Apr 00	<b>46.87</b>	Q <b>PB</b>
3	2	3	4	319	Antonio WATSON	JAM	11 Sep 01	<b>47.05</b>	Q <b>PB</b>
4	2	2	4	388	Ivan Danny GELDENHUYS	NAM	9 Aug 01	<b>47.24</b>	Q <b>PB</b>
5	3	3	6	448	Gregor GRAHOVAC	SLO	24 Apr 00	<b>47.34</b>	q <b>PB</b>
6	1	1	5	468	Colby JENNINGS	TKS	28 Apr 00	<b>47.36</b>	Q <b>PB</b>
7	2	1	3	226	Melkamu ASSEFA	ETH	24 Feb 01	<b>47.43</b>	Q
8	3	2	6	277	Daniel WILLIAMS	GUY	2 Sep 00	<b>47.46</b>	q
9	3	1	6	342	Kelvin Sawe TAUTA	KEN	13 Dec 00	<b>47.55</b>	
10	4	2	3	340	David SANAYEK	KEN	20 May 00	<b>47.66</b>	
11	4	3	8	500	Yaroslav DEMCHENKO	UKR	22 Mar 00	<b>47.96</b>	<b>PB</b>
12	5	3	2	355	Reuben NICHOLS	LCA	6 Apr 01	<b>48.01</b>	<b>PB</b>
13	4	1	7	282	Elvin Josué CANALES	HON	5 Sep 01	<b>48.21</b>	
14	5	2	7	133	Mohammad Jahir RAYHAN	BAN	25 Apr 01	<b>48.22</b>	
15	5	1	1	442	Thiruben S/O THANA RAJAN	SGP	28 Oct 00	<b>48.40</b>	
16	6	1	4	154	Musa ISAH	BRN	26 Aug 00	<b>48.43</b>	
17	6	3	1	129	Correy SHERROD	BAH	16 Sep 00	<b>48.56</b>	
18	6	2	2	514	José ÁLVAREZ	VEN	24 Apr 00	<b>48.79</b>	
19	7	3	7	457	Thiran R. I. KALAVITIGODA PATHIRANNA SRI		20 Apr 00	<b>48.89</b>	
20	7	1	2	179	Bo XU	CHN	15 May 00	<b>48.90</b>	
21	7	2	8	161	Hantao DENG	CHN	10 May 00	<b>49.12</b>	
22	8	2	1	130	Tyrell SIMMS	BAH	15 Oct 00	<b>49.38</b>	
23	8	1	8	146	Bernard OLESITSE	BOT	22 Sep 01	<b>50.54</b>	
		3	5	398	Antonio GRANT	PAN	30 Apr 00	<b>DQ</b>	163.3(a)

**NOTE** IAAF Rule 163.3(a) - Lane infringement

ALL-TIME OUTDOOR TOP LIST				SEASON OUTDOOR TOP LIST			
RESULT	NAME	VENUE	DATE	RESULT	NAME	VENUE	2017
45.14	Obea MOORE (USA)	Santiago de Chile	2 Sep 95	45.38	Tyrese COOPER (USA)	Albuquerque, NM	3 Jun
45.15	Riaan DEMPERS (RSA)	Secunda	6 May 94	46.07	Brian HERRON (USA)	Sacramento (Hornet Stadium), CA	24 Jun
45.17	William REED (USA)	Tucson, AZ	20 Jun 87	46.19	Sean BURRELL (USA)	Albuquerque, NM	3 Jun
45.22	Naqmeldin ALI ABUBAKR (SUD)	Abuja	13 Oct 03	46.20	Zazini SOKWAKHANA (RSA)	Durban (Kings Park)	31 Mar
45.23	Tyrese COOPER (USA)	Humble (Turner Stadium), TX	6 Aug 16	46.53	Anthony COX (JAM)	Nairobi	12 Jul
45.24	Kirani JAMES (GRN)	Bressanone	10 Jul 09	46.77	Tyquan THORNTON (USA)	irt Lauderdale (Calvary Christian), FL	27 Apr
45.27	Christopher TAYLOR (JAM)	Cali (Pascual Guerrero)	17 Jul 15	46.85	Melkamu ASSEFA (ETH)	Assela (Green Stadium)	16 Jun
45.35	Usain BOLT (JAM)	Kingston, JAM	5 Apr 03	46.87	Edoardo SCOTTI (ITA)	Rieti (Guidobaldi)	18 Jun
45.44	Nduka AWAZIE (NGR)	Dakar	20 Aug 98	46.87	Bruno Benedito DA SILVA (BRA)	Nairobi	13 Jul
45.46	Josephus LYLES (USA)	Cali (Pascual Guerrero)	17 Jul 15	46.91	Karson LIPPERT (USA)	Clovis (Veteran's Memorial), CA	3 Jun



# RESULTS



## 400 Metres Boys - Semi-Final

First 2 in each heat (Q) and the next 2 fastest (q) advance to the Final

RECORDS	RESULT	NAME	COUNTRY	AGE	VENUE	DATE
World U18 Best	<b>WU18B</b>	45.14 Obea MOORE	USA	16	Santiago de Chile	2 Sep 1995
Championship Record	<b>CR</b>	45.24 Kirani JAMES	GRN	17	Bressanone	10 Jul 2009
World U18 Leading	<b>WU18L</b>	45.38 Tyrese COOPER	USA	17	Albuquerque, NM	3 Jun 2017

### Heat 1

3

13 July 2017 18:46 START TIME

21° C TEMPERATURE 69% HUMIDITY

PLACE	BIB	NAME	COUNTRY	DATE OF BIRTH	LANE	RESULT	REACTION	Fn
1	468	Colby JENNINGS	TKS	28 Apr 00	5	47.36	Q PB 0.224	
2	226	Melkamu ASSEFA	ETH	24 Feb 01	3	47.43	Q 0.214	
3	342	Kelvin Sawe TAUTA	KEN	13 Dec 00	6	47.55	0.370	
4	282	Elvin Josué CANALES	HON	5 Sep 01	7	48.21	0.243	
5	442	Thiruben S/O THANA RAJAN	SGP	28 Oct 00	1	48.40	0.171	
6	154	Musa ISAH	BRN	26 Aug 00	4	48.43	0.187	
7	179	Bo XU	CHN	15 May 00	2	48.90	0.226	
8	146	Bernard OLESITSE	BOT	22 Sep 01	8	50.54	0.161	

### Heat 2

3

13 July 2017 18:53 START TIME

21° C TEMPERATURE 69% HUMIDITY

PLACE	BIB	NAME	COUNTRY	DATE OF BIRTH	LANE	RESULT	REACTION	Fn
1	311	Anthony COX	JAM	26 Aug 00	5	46.86	Q 0.266	
2	388	Ivan Danny GELDENHUYS	NAM	9 Aug 01	4	47.24	Q PB 0.181	
3	277	Daniel WILLIAMS	GUY	2 Sep 00	6	47.46	q 0.186	
4	340	David SANAYEK	KEN	20 May 00	3	47.66	0.199	
5	133	Mohammad Jahir RAYHAN	BAN	25 Apr 01	7	48.22	0.198	
6	514	José ÁLVAREZ	VEN	24 Apr 00	2	48.79	0.160	
7	161	Hantao DENG	CHN	10 May 00	8	49.12	0.185	
8	130	Tyrell SIMMS	BAH	15 Oct 00	1	49.38	0.167	

### Heat 3

3

13 July 2017 19:01 START TIME

21° C TEMPERATURE 69% HUMIDITY

PLACE	BIB	NAME	COUNTRY	DATE OF BIRTH	LANE	RESULT	REACTION	Fn
1	148	Bruno Benedito DA SILVA	BRA	9 Apr 00	3	46.87	Q PB 0.215	
2	319	Antonio WATSON	JAM	11 Sep 01	4	47.05	Q PB 0.000	
3	448	Gregor GRAHOVAC	SLO	24 Apr 00	6	47.34	q PB 0.183	
4	500	Yaroslav DEMCHENKO	UKR	22 Mar 00	8	47.96	PB 0.178	
5	355	Reuben NICHOLS	LCA	6 Apr 01	2	48.01	PB 0.215	
6	129	Correy SHERROD	BAH	16 Sep 00	1	48.56	0.211	
7	457	Thiran R. I. KALAVITIGODA PATHIRA	SRI	20 Apr 00	7	48.89	0.188	
398	Antonio GRANT	PAN	30 Apr 00	5	DQ 163.3(a)	0.203		

**NOTE** IAAF Rule 163.3(a) - Lane infringement

#### ALL-TIME OUTDOOR TOP LIST

RESULT	NAME	VENUE	DATE
45.14	Obea MOORE (USA)	Santiago de Chile	2 Sep 95
45.15	Riaan DEMPERS (RSA)	Secunda	6 May 94
45.17	William REED (USA)	Tucson, AZ	20 Jun 87
45.22	Naqmeldin ALI ABUBAKR (SUD)	Abuja	13 Oct 03
45.23	Tyrese COOPER (USA)	Humble (Turner Stadium), TX	6 Aug 16
45.24	Kirani JAMES (GRN)	Bressanone	10 Jul 09
45.27	Christopher TAYLOR (JAM)	Cali (Pascual Guerrero)	17 Jul 15
45.35	Usain BOLT (JAM)	Kingston, JAM	5 Apr 03
45.44	Nduka AWAZIE (NGR)	Dakar	20 Aug 98
45.46	Josephus LYLES (USA)	Cali (Pascual Guerrero)	17 Jul 15

#### SEASON OUTDOOR TOP LIST

RESULT	NAME	VENUE	2017
45.38	Tyrese COOPER (USA)	Albuquerque, NM	3 Jun
46.07	Brian HERRON (USA)	Sacramento (Hornet Stadium), CA	24 Jun
46.19	Sean BURRELL (USA)	Albuquerque, NM	3 Jun
46.20	Zazini SOKWAKHANA (RSA)	Durban (Kings Park)	31 Mar
46.53	Anthony COX (JAM)	Nairobi	12 Jul
46.77	Tyquan THORNTON (USA)	irt Lauderdale (Calvary Christian), FL	27 Apr
46.85	Melkamu ASSEFA (ETH)	Assela (Green Stadium)	16 Jun
46.87	Edoardo SCOTTI (ITA)	Rieti (Guidobaldi)	18 Jun
46.87	Bruno Benedito DA SILVA (BRA)	Nairobi	13 Jul
46.91	Karson LIPPERT (USA)	Clovis (Veteran's Memorial), CA	3 Jun

# SUMMARY



## 400 Metres Boys - Round 1

First 4 in each heat (Q) and the next 4 fastest (q) advance to the Semi-Finals

RECORDS	RESULT	NAME	COUNTRY	AGE	VENUE	DATE
World U18 Best	<b>WU18B</b>	45.14	Obea MOORE	USA	16	Santiago de Chile 2 Sep 1995
Championship Record	<b>CR</b>	45.24	Kirani JAMES	GRN	17	Bressanone 10 Jul 2009
World U18 Leading	<b>WU18L</b>	45.38	Tyrese COOPER	USA	17	Albuquerque, NM 3 Jun 2017

12 July 2017

RANK	PLACE	HEAT	LANE	BIB	NAME	COUNTRY	DATE of BIRTH	RESULT	
1	1	1	1	311	Anthony COX	JAM	26 Aug 00	46.53	Q <b>PB</b>
2	1	4	5	319	Antonio WATSON	JAM	11 Sep 01	47.22	Q
3	1	2	5	226	Melkamu ASSEFA	ETH	24 Feb 01	47.23	Q
4	2	4	6	340	David SANAYEK	KEN	20 May 00	47.29	Q <b>PB</b>
5	1	3	4	342	Kelvin Sawe TAUTA	KEN	13 Dec 00	47.36	Q <b>PB</b>
6	2	2	2	277	Daniel WILLIAMS	GUY	2 Sep 00	47.41	Q <b>PB</b>
7	3	2	8	398	Antonio GRANT	PAN	30 Apr 00	47.54	Q <b>PB</b>
8	3	4	7	388	Ivan Danny GELDENHUYS	NAM	9 Aug 01	47.60	Q <b>PB</b>
9	2	1	3	448	Gregor GRAHOVAC	SLO	24 Apr 00	47.74	Q
10	4	2	3	282	Elvin Josué CANALES	HON	5 Sep 01	47.85	Q <b>PB</b>
11	1	5	4	148	Bruno Benedito DA SILVA	BRA	9 Apr 00	47.90	Q
12	5	2	4	442	Thiruben S/O THANA RAJAN	SGP	28 Oct 00	47.91 (.906)	q <b>PB</b>
13	2	3	2	154	Musa ISAH	BRN	26 Aug 00	47.91 (.908)	Q
14	3	1	8	133	Mohammad Jahir RAYHAN	BAN	25 Apr 01	48.00	Q <b>PB</b>
15	3	3	7	500	Yaroslav DEMCHENKO	UKR	22 Mar 00	48.11 (.101)	Q <b>PB</b>
16	2	5	8	468	Colby JENNINGS	TKS	28 Apr 00	48.33	Q
17	4	1	2	457	Thiran R. I. KALAVITIGODA PATHIRANNASRI		20 Apr 00	48.72	Q
18	6	2	7	514	José ÁLVAREZ	VEN	24 Apr 00	48.77	q <b>PB</b>
19	5	1	4	129	Correy SHERROD	BAH	16 Sep 00	48.79	q
20	6	1	5	179	Bo XU	CHN	15 May 00	48.87	q
21	7	1	6	361	Patrice REMANDRO	MAD	26 Sep 00	48.89	<b>PB</b>
22	3	5	7	146	Bernard OLESITSE	BOT	22 Sep 01	48.92	Q
23	4	4	2	161	Hantao DENG	CHN	10 May 00	48.95	Q <b>PB</b>
24	5	4	1	501	Yaroslav HOLUB	UKR	5 Jan 01	49.02	<b>PB</b>
25	4	5	2	130	Tyrell SIMMS	BAH	15 Oct 00	49.15	Q
26	4	3	1	355	Reuben NICHOLS	LCA	6 Apr 01	49.22	Q
27	6	4	4	424	Alexandru VLAD	ROU	20 Feb 00	49.24 (.231)	
28	8	1	7	304	Ali SOLEYMANI	IRI	23 Nov 00	49.24 (.236)	
29	7	4	3	299	MohammadReza DEGHANI	IRI	20 Apr 00	49.40	
30	5	5	5	515	Diego CAMACHO	VEN	11 Jul 00	49.42	
31	8	4	8	291	Akshay NAIN	IND	7 Jun 00	50.24	
32	5	3	3	288	Manish MANISH	IND	2 Mar 00	50.78	
33	6	3	5	117	Elián LARREGINA	ARG	20 Feb 00	59.05	
		5	6	519	Kennedy LUCHEMBE	ZAM	01	DQ	163.3(a)
		2	6	498	Eric LAYENG	UGA	11 Oct 01	DQ	163.3(a)
		3	6	376	Mohamed NAAIL	MDV	17 Jan 00	DQ	163.3(a)
		5	3	492	Manuel GONI	UGA	26 Oct 00	DQ	163.3(a)
		3	8	395	Nsikak Francis OKON	NGR	1 Nov 00	DNS	

**SUMMARY**  
**400 Metres Boys - Round 1**

12 July 2017

RANK	PLACE	HEAT	LANE	BIB	NAME	COUNTRY	DATE of BIRTH	RESULT
------	-------	------	------	-----	------	---------	---------------	--------

**NOTE** IAAF Rule 163.3(a) - Lane infringement

ALL-TIME OUTDOOR TOP LIST					SEASON OUTDOOR TOP LIST				
RESULT	NAME	VENUE	DATE		RESULT	NAME	VENUE	2017	
45.14	Obea MOORE (USA)	Santiago de Chile	2 Sep 95		45.38	Tyrese COOPER (USA)	Albuquerque, NM	3 Jun	
45.15	Riaan DEMPERS (RSA)	Secunda	6 May 94		46.07	Brian HERRON (USA)	Sacramento (Hornet Stadium), CA	24 Jun	
45.17	William REED (USA)	Tucson, AZ	20 Jun 87		46.19	Sean BURRELL (USA)	Albuquerque, NM	3 Jun	
45.22	Naqmeldin ALI ABUBAKR (SUD)	Abuja	13 Oct 03		46.20	Zazini SOKWAKHANA (RSA)	Durban (Kings Park)	31 Mar	
45.23	Tyrese COOPER (USA)	Humble (Turner Stadium), TX	6 Aug 16		46.53	Anthony COX (JAM)	Nairobi	12 Jul	
45.24	Kirani JAMES (GRN)	Bressanone	10 Jul 09		46.77	Tyquan THORNTON (USA)	Fort Lauderdale (Calvary Christian), FL	27 Apr	
45.27	Christopher TAYLOR (JAM)	Cali (Pascual Guerrero)	17 Jul 15		46.85	Melkamu ASSEFA (ETH)	Assela (Green Stadium)	16 Jun	
45.35	Usain BOLT (JAM)	Kingston, JAM	5 Apr 03		46.87	Edoardo SCOTTI (ITA)	Rieti (Guidobaldi)	18 Jun	
45.44	Nduka AWAZIE (NGR)	Dakar	20 Aug 98		46.91	Karson LIPPERT (USA)	Clovis (Veteran's Memorial), CA	3 Jun	
45.46	Josephus LYLES (USA)	Cali (Pascual Guerrero)	17 Jul 15		46.91	Bruno Benedito DA SILVA (BRA)	Bragança Paulista	24 Jun	





# RESULTS



## 400 Metres Boys - Round 1

First 4 in each heat (Q) and the next 4 fastest (q) advance to the Semi-Finals

RECORDS	RESULT	NAME	COUNTRY	AGE	VENUE	DATE
World U18 Best	<b>WU18B</b>	45.14	Obea MOORE	USA	16	Santiago de Chile 2 Sep 1995
Championship Record	<b>CR</b>	45.24	Kirani JAMES	GRN	17	Bressanone 10 Jul 2009
World U18 Leading	<b>WU18L</b>	45.38	Tyrese COOPER	USA	17	Albuquerque, NM 3 Jun 2017

**Heat 1** 5      12 July 2017    11:49 START TIME      22° C TEMPERATURE    57 % HUMIDITY

PLACE	BIB	NAME	COUNTRY	DATE OF BIRTH	LANE	RESULT	REACTION	F <sub>n</sub>
1	311	Anthony COX	JAM	26 Aug 00	1	46.53	Q PB 0.229	
2	448	Gregor GRAHOVAC	SLO	24 Apr 00	3	47.74	Q 0.181	
3	133	Mohammad Jahir RAYHAN	BAN	25 Apr 01	8	48.00	Q PB 0.178	
4	457	Thiran R. I. KALAVITIGODA PATHIRA	SRI	20 Apr 00	2	48.72	Q 0.200	
5	129	Correy SHERROD	BAH	16 Sep 00	4	48.79	q 0.235	
6	179	Bo XU	CHN	15 May 00	5	48.87	q 0.220	
7	361	Patrice REMANDRO	MAD	26 Sep 00	6	48.89	PB 0.372	
8	304	Ali SOLEYMANI	IRI	23 Nov 00	7	49.24 (.236)	0.212	

**Heat 2** 5      12 July 2017    11:56 START TIME      26° C TEMPERATURE    39 % HUMIDITY

PLACE	BIB	NAME	COUNTRY	DATE OF BIRTH	LANE	RESULT	REACTION	F <sub>n</sub>
1	226	Melkamu ASSEFA	ETH	24 Feb 01	5	47.23	Q 0.209	
2	277	Daniel WILLIAMS	GUY	2 Sep 00	2	47.41	Q PB 0.208	
3	398	Antonio GRANT	PAN	30 Apr 00	8	47.54	Q PB 0.189	
4	282	Elvin Josué CANALES	HON	5 Sep 01	3	47.85	Q PB 0.160	
5	442	Thiruben S/O THANA RAJAN	SGP	28 Oct 00	4	47.91 (.906)	q PB 0.188	
6	514	José ÁLVAREZ	VEN	24 Apr 00	7	48.77	q PB 0.195	
	498	Eric LAYENG	UGA	11 Oct 01	6	DQ 163.3[a]		

**NOTE** IAAF Rule 163.3[a] - Lane infringement

**Heat 3** 5      12 July 2017    12:03 START TIME      26° C TEMPERATURE    39 % HUMIDITY

PLACE	BIB	NAME	COUNTRY	DATE OF BIRTH	LANE	RESULT	REACTION	F <sub>n</sub>
1	342	Kelvin Sawe TAUTA	KEN	13 Dec 00	4	47.36	Q PB 0.387	
2	154	Musa ISAH	BRN	26 Aug 00	2	47.91 (.908)	Q 0.182	
3	500	Yaroslav DEMCHENKO	UKR	22 Mar 00	7	48.11 (.101)	Q PB 0.162	
4	355	Reuben NICHOLS	LCA	6 Apr 01	1	49.22	Q 0.279	
5	288	Manish MANISH	IND	2 Mar 00	3	50.78	0.220	
6	117	Elián LARREGINA	ARG	20 Feb 00	5	59.05	0.182	
	376	Mohamed NAAIL	MDV	17 Jan 00	6	DQ 163.3[a]	0.192	
	395	Nsikak Francis OKON	NGR	1 Nov 00	8	DNS		

**NOTE** IAAF Rule 163.3[a] - Lane infringement

**Heat 4** 5      12 July 2017    12:11 START TIME      26° C TEMPERATURE    39 % HUMIDITY

PLACE	BIB	NAME	COUNTRY	DATE OF BIRTH	LANE	RESULT	REACTION	F <sub>n</sub>
1	319	Antonio WATSON	JAM	11 Sep 01	5	47.22	Q 0.247	
2	340	David SANAYEK	KEN	20 May 00	6	47.29	Q PB 0.203	
3	388	Ivan Danny GELDENHUYS	NAM	9 Aug 01	7	47.60	Q PB 0.187	
4	161	Hantao DENG	CHN	10 May 00	2	48.95	Q PB 0.238	
5	501	Yaroslav HOLUB	UKR	5 Jan 01	1	49.02	PB 0.172	
6	424	Alexandru VLAD	ROU	20 Feb 00	4	49.24 (.231)	0.379	
7	299	MohammadReza DEGHANI	IRI	20 Apr 00	3	49.40	0.200	
8	291	Akshay NAIN	IND	7 Jun 00	8	50.24	0.169	



**RESULTS**  
**400 Metres Boys - Round 1**

**Heat 5**

**5**

12 July 2017 12:18 START TIME

26° C TEMPERATURE 39 % HUMIDITY

PLACE	BIB	NAME	COUNTRY	DATE of BIRTH	LANE	RESULT	REACTION	Fn
1	148	<b>Bruno Benedito DA SILVA</b>	BRA	9 Apr 00	4	<b>47.90</b>	<b>Q</b>	0.186
2	468	<b>Colby JENNINGS</b>	TKS	28 Apr 00	8	<b>48.33</b>	<b>Q</b>	0.388
3	146	<b>Bernard OLESITSE</b>	BOT	22 Sep 01	7	<b>48.92</b>	<b>Q</b>	0.164
4	130	<b>Tyrell SIMMS</b>	BAH	15 Oct 00	2	<b>49.15</b>	<b>Q</b>	0.179
5	515	<b>Diego CAMACHO</b>	VEN	11 Jul 00	5	<b>49.42</b>		0.222
	492	<b>Manuel GONI</b>	UGA	26 Oct 00	3	<b>DQ</b> 163.3(a)		0.243
	519	<b>Kennedy LUCHEMBE</b>	ZAM	01	6	<b>DQ</b> 163.3(a)		0.208

**NOTE** IAAF Rule 163.3(a) - Lane infringement

**ALL-TIME OUTDOOR TOP LIST**

RESULT	NAME	VENUE	DATE
45.14	Obea MOORE (USA)	Santiago de Chile	2 Sep 95
45.15	Riaan DEMPERS (RSA)	Secunda	6 May 94
45.17	William REED (USA)	Tucson, AZ	20 Jun 87
45.22	Nagmeldin ALI ABUBAKR (SUD)	Abuja	13 Oct 03
45.23	Tyrese COOPER (USA)	Humble (Turner Stadium), TX	6 Aug 16
45.24	Kirani JAMES (GRN)	Bressanone	10 Jul 09
45.27	Christopher TAYLOR (JAM)	Cali (Pascual Guerrero)	17 Jul 15
45.35	Usain BOLT (JAM)	Kingston, JAM	5 Apr 03
45.44	Nduka AWAZIE (NGR)	Dakar	20 Aug 98
45.46	Josephus LYLES (USA)	Cali (Pascual Guerrero)	17 Jul 15

**SEASON OUTDOOR TOP LIST**

RESULT	NAME	VENUE	2017
45.38	Tyrese COOPER (USA)	Albuquerque, NM	3 Jun
46.07	Brian HERRON (USA)	Sacramento (Hornet Stadium), CA	24 Jun
46.19	Sean BURRELL (USA)	Albuquerque, NM	3 Jun
46.20	Zazini SOKWAKHANA (RSA)	Durban (Kings Park)	31 Mar
46.53	Anthony COX (JAM)	Nairobi	12 Jul
46.77	Tyquan THORNTON (USA)	Port Lauderdale (Calvary Christian), FL	27 Apr
46.85	Melkamu ASSEFA (ETH)	Assela (Green Stadium)	16 Jun
46.87	Edoardo SCOTTI (ITA)	Rieti (Guidobaldi)	18 Jun
46.91	Karson LIPPETT (USA)	Clovis (Veteran's Memorial), CA	3 Jun
46.91	Bruno Benedito DA SILVA (BRA)	Bragança Paulista	24 Jun



# RESULTS



## 800 Metres Boys - Final

RECORDS	RESULT	NAME	COUNTRY	AGE	VENUE	DATE	
World U18 Best	<b>WU18B</b>	1:43.37	Mohammed AMAN	ETH	17	Rieti (Guidobaldi)	10 Sep 2011
Championship Record	<b>CR</b>	1:44.08	Leonard Kirwa KOSENCHA	KEN	17	Lille	9 Jul 2011
World U18 Leading	<b>WU18L</b>	1:47.12	Melese NBERET	ETH	16	Nairobi	15 Jul 2017

15 July 2017 19:38 START TIME 21° C TEMPERATURE 56 % HUMIDITY

PLACE	BIB	NAME	COUNTRY	DATE of BIRTH	LANE	RESULT
1	238	Melese NBERET	ETH	29 Jan 01	4	1:47.12 <b>WU18L</b>
2	229	Tolesa BODENA	ETH	18 Feb 00	6	1:47.16 <b>PB</b>
3	343	Japheth Kibiwott TOROITICH	KEN	17 May 00	5	1:47.82 <b>PB</b>
4	192	Juan Diego CASTRO	CRC	17 May 00	2	1:49.76 <b>PB</b>
5	330	Noah KIPRONO	KEN	11 Apr 01	3	1:50.31
6	370	Charaf ZAHIR	MAR	4 Sep 01	1	1:51.87
7	358	Eduardas Rimas SURVILAS	LTU	28 Jul 00	7	2:02.15
	367	Abdellah MOUZLIB	MAR	7 Jan 00	8	DQ 163.3[a]

**NOTE** IAAF Rule 163.3[a] - Lane infringement

**INTERMEDIATE TIMES** 400m 343 Japheth Kibiwott TOROITICH 51.53

ALL-TIME OUTDOOR TOP LIST				SEASON OUTDOOR TOP LIST			
RESULT	NAME	VENUE	DATE	RESULT	NAME	VENUE	2017
1:43.37	Mohammed AMAN (ETH)	Rieti (Guidobaldi)	10 Sep 11	1:47.12	Melese NBERET (ETH)	Nairobi	15 Jul
1:44.08	Leonard Kirwa KOSENCHA (KEN)	Lille	9 Jul 11	1:47.16	Tolesa BODENA (ETH)	Nairobi	15 Jul
1:44.34	Belal Ali MANSOOR (BRN)	Conegliano Veneto	17 Jun 05	1:47.81	Noah KIPRONO (KEN)	Nairobi (Nyayo Stadium)	14 Jun
1:44.51	Willy Kiplimo TARBEI (KEN)	Nairobi (Nyayo Stadium)	17 Jun 15	1:47.82	Japheth Kibiwott TOROITICH (KEN)	Nairobi	15 Jul
1:44.55	Kipyegon BETT (KEN)	Nairobi (Nyayo Stadium)	17 Jun 15	1:49.42	Max BURGIN (GBR)	Stretford	27 Jun
1:44.98	Timothy KITUM (KEN)	Lille	9 Jul 11	1:49.53	Ahmed HASAN (ETH)	Assela (Green Stadium)	16 Jun
1:45.78	Abubaker KAKI (SUD)	Rabat	10 Jun 06	1:49.61	Oussama CHERRAD (ALG)	Alger (SATO)	9 Jun
1:45.8	Jackson Mumbwa KIVUVA (KEN)	Nairobi	1 Jul 06	1:49.69	Ntuthuko NDIMANDE (RSA)	Cape Town (Green Point)	8 Apr
1:46.25	Benson Marrianyi ESHO (KEN)	Pergine Valsugana	23 Jul 04	1:49.76	Juan Diego CASTRO (CRC)	Nairobi	15 Jul
1:46.39	Hamza DRIOUCH (QAT)	Lille	9 Jul 11	1:49.83	Rabi Mohamed MUBARAK (QAT)	Doha (Hamad Bin Suhaim)	5 May



# RESULT PROGRESSION

## 800 Metres Boys - Final



RECORDS	RESULT	NAME	COUNTRY	AGE	VENUE	DATE
World U18 Best	<b>WU18B</b>	1:43.37 Mohammed AMAN	ETH	17	Rieti (Guidobaldi)	10 Sep 2011
Championship Record	<b>CR</b>	1:44.08 Leonard Kirwa KOSENCHA	KEN	17	Little	9 Jul 2011
World U18 Leading	<b>WU18L</b>	1:47.12 Melese NBERET	ETH	16	Nairobi	15 Jul 2017

15 July 2017

RANK	BIB	NAME	COUNTRY	DATE of BIRTH	PHASE	HEAT	LANE	PLACE	RESULT	
1	238	Melese NBERET	ETH	29 Jan 01	Final	1	4	1	1:47.12	<b>WU18L</b>
					Semi-Final	1	5	5	1:51.50 Q	
					Round 1	3	4	1	1:52.53 Q	
2	229	Tolesa BODENA	ETH	18 Feb 00	Final	1	6	2	1:47.16	<b>PB</b>
					Semi-Final	2	6	1	1:49.37 Q	
					Round 1	1	4	2	1:52.91 Q	
3	343	Japheth Kibiwott TOROITICH	KEN	17 May 00	Final	1	5	3	1:47.82	<b>PB</b>
					Semi-Final	2	5	2	1:50.03 Q	
					Round 1	4	4	12	1:53.91 Q	
4	192	Juan Diego CASTRO	CRC	17 May 00	Final	1	2	4	1:49.76	<b>PB</b>
					Semi-Final	1	8	7	1:51.68 Q	<b>PB</b>
					Round 1	2	5	4	1:53.19 Q	
5	330	Noah KIPRONO	KEN	11 Apr 01	Final	1	3	5	1:50.31	
					Semi-Final	1	3	8	1:51.72 q	
					Round 1	2	2	13	1:54.10 Q	
6	370	Charaf ZAHIR	MAR	4 Sep 01	Final	1	1	6	1:51.87	
					Semi-Final	1	4	6	1:51.66 Q	<b>PB</b>
					Round 1	4	8	14	1:54.22 Q	
7	358	Eduardas Rimas SURVILAS	LTU	28 Jul 00	Final	1	7	7	2:02.15	
					Semi-Final	2	8	4	1:51.41 q	<b>PB</b>
					Round 1	3	6	3	1:53.01 Q	
367	Abdellah MOUZLIB	MAR	7 Jan 00	Final	1	8		DQ	163.3(a)	
				Semi-Final	2	4	3	1:50.56 Q		
				Round 1	2	6	5	1:53.22 Q		

**NOTE** IAAF Rule 163.3(a) - Lane infringement

ALL-TIME OUTDOOR TOP LIST				SEASON OUTDOOR TOP LIST			
RESULT	NAME	VENUE	DATE	RESULT	NAME	VENUE	2017
1:43.37	Mohammed AMAN (ETH)	Rieti (Guidobaldi)	10 Sep 11	1:47.12	Melese NBERET (ETH)	Nairobi	15 Jul
1:44.08	Leonard Kirwa KOSENCHA (KEN)	Little	9 Jul 11	1:47.16	Tolesa BODENA (ETH)	Nairobi	15 Jul
1:44.34	Belal Ali MANSOOR (BRN)	Conegliano Veneto	17 Jun 05	1:47.81	Noah KIPRONO (KEN)	Nairobi (Nyayo Stadium)	14 Jun
1:44.51	Willy Kiplimo TARBEI (KEN)	Nairobi (Nyayo Stadium)	17 Jun 15	1:47.82	Japheth Kibiwott TOROITICH (KEN)	Nairobi	15 Jul
1:44.55	Kipyegon BETT (KEN)	Nairobi (Nyayo Stadium)	17 Jun 15	1:49.42	Max BURGIN (GBR)	Stretford	27 Jun
1:44.98	Timothy KITUM (KEN)	Little	9 Jul 11	1:49.53	Ahmed HASAN (ETH)	Assela (Green Stadium)	16 Jun
1:45.78	Abubaker KAKI (SUD)	Rabat	10 Jun 06	1:49.61	Oussama CHERRAD (ALG)	Alger (SATO)	9 Jun
1:45.8	Jackson Mumbwa KIVUYA (KEN)	Nairobi	1 Jul 06	1:49.69	Ntuthuko NDIMANDE (RSA)	Cape Town (Green Point)	8 Apr
1:46.25	Benson Murrrianyi ESHO (KEN)	Pergine Valsugana	23 Jul 04	1:49.76	Juan Diego CASTRO (CRC)	Nairobi	15 Jul
1:46.39	Hamza DRIOUCH (QAT)	Little	9 Jul 11	1:49.83	Rabi Mohamed MUBARAK (QAT)	Doha (Hamad Bin Suhaim)	5 May



# SUMMARY



## 800 Metres Boys - Semi-Final

First 3 in each heat (Q) and the next 2 fastest (q) advance to the Final

RECORDS	RESULT	NAME	COUNTRY	AGE	VENUE	DATE
World U18 Best	<b>WU18B</b>	1:43.37 Mohammed AMAN	ETH	17	Rieti (Guidobaldi)	10 Sep 2011
Championship Record	<b>CR</b>	1:44.08 Leonard Kirwa KOSENCHA	KEN	17	Lille	9 Jul 2011
World U18 Leading	<b>WU18L</b>	1:47.20 Tolesa BODENA	ETH	17	Assela (Green Stadium)	16 Jun 2017

13 July 2017

RANK	PLACE	HEAT	LANE	BIB	NAME	COUNTRY	DATE of BIRTH	RESULT	
1	1	2	6	229	Tolesa BODENA	ETH	18 Feb 00	<b>1:49.37</b>	<b>Q</b>
2	2	2	5	343	Japheth Kibiwott TOROITICH	KEN	17 May 00	<b>1:50.03</b>	<b>Q</b>
3	3	2	4	367	Abdellah MOUZLIB	MAR	7 Jan 00	<b>1:50.56</b>	<b>Q</b>
4	4	2	8	358	Eduardas Rimas SURVILAS	LTU	28 Jul 00	<b>1:51.41</b>	q <b>PB</b>
5	1	1	5	238	Melese NBERET	ETH	29 Jan 01	<b>1:51.50</b>	<b>Q</b>
6	2	1	4	370	Charaf ZAHIR	MAR	4 Sep 01	<b>1:51.66</b>	<b>Q</b> <b>PB</b>
7	3	1	8	192	Juan Diego CASTRO	CRC	17 May 00	<b>1:51.68</b>	<b>Q</b> <b>PB</b>
8	4	1	3	330	Noah KIPRONO	KEN	11 Apr 01	<b>1:51.72</b>	q
9	5	2	3	402	Marco VILCA	PER	2 Dec 00	<b>1:51.95</b>	<b>PB</b>
10	6	2	7	425	Cristian Gabriel VOICU	ROU	14 Feb 01	<b>1:52.19</b>	<b>PB</b>
11	5	1	2	493	Joshua KIBET	UGA	13 Nov 01	<b>1:52.31</b>	<b>PB</b>
12	7	2	1	451	Rok MARKELJ	SLO	14 Apr 00	<b>1:52.39</b>	<b>PB</b>
13	6	1	7	452	Jan VUKOVIC	SLO	14 Jun 00	<b>1:52.89</b>	
14	7	1	6	210	William DEVANTIER	DEN	16 Apr 00	<b>1:53.07</b>	
15	8	2	2	387	Jenito Acirio GUEZANE	MOZ	10 Dec 01	<b>1:53.40</b>	<b>PB</b>
16	8	1	1	520	Alfred CHAWONZA	ZIM	7 Feb 00	<b>1:55.77</b>	

### ALL-TIME OUTDOOR TOP LIST

RESULT	NAME	VENUE	DATE
1:43.37	Mohammed AMAN (ETH)	Rieti (Guidobaldi)	10 Sep 11
1:44.08	Leonard Kirwa KOSENCHA (KEN)	Lille	9 Jul 11
1:44.34	Belal Ali MANSOOR (BRN)	Conegliano Veneto	17 Jun 05
1:44.51	Willy Kiplimo TARBEI (KEN)	Nairobi (Nyayo Stadium)	17 Jun 15
1:44.55	Kipyegon BETT (KEN)	Nairobi (Nyayo Stadium)	17 Jun 15
1:44.98	Timothy KITUM (KEN)	Lille	9 Jul 11
1:45.78	Abubaker KAKI (SUD)	Rabat	10 Jun 06
1:45.8	Jackson Mumbwa KIVUVA (KEN)	Nairobi	1 Jul 06
1:46.25	Benson Marrianyi ESHO (KEN)	Pergine Valsugana	23 Jul 04
1:46.39	Hamza DRIOUCH (QAT)	Lille	9 Jul 11

### SEASON OUTDOOR TOP LIST

RESULT	NAME	VENUE	2017
1:47.20	Tolesa BODENA (ETH)	Assela (Green Stadium)	16 Jun
1:47.81	Noah KIPRONO (KEN)	Nairobi (Nyayo Stadium)	14 Jun
1:47.97	Japheth Kibiwott TOROITICH (KEN)	Nairobi (Nyayo Stadium)	14 Jun
1:48.17	Melese NBERET (ETH)	Assela (Green Stadium)	16 Jun
1:49.42	Max BURGIN (GBR)	Stretford	27 Jun
1:49.53	Ahmed HASAN (ETH)	Assela (Green Stadium)	16 Jun
1:49.61	Oussama CHERRAD (ALG)	Alger (SATO)	9 Jun
1:49.69	Ntuthuko NDIMANDE (RSA)	Cape Town (Green Point)	8 Apr
1:49.83	Rabi Mohamed MUBARAK (QAT)	Doha (Hamad Bin Suhaim)	5 May
1:49.97	Alex BOTTERILL (GBR)	Loughborough	8 Jul

# RESULTS



## 800 Metres Boys - Semi-Final

First 3 in each heat (Q) and the next 2 fastest (q) advance to the Final

RECORDS	RESULT	NAME	COUNTRY	AGE	VENUE	DATE
World U18 Best	<b>WU18B</b>	1:43.37 Mohammed AMAN	ETH	17	Rieti (Guidobaldi)	10 Sep 2011
Championship Record	<b>CR</b>	1:44.08 Leonard Kirwa KOSENCHA	KEN	17	Lille	9 Jul 2011
World U18 Leading	<b>WU18L</b>	1:47.20 Tolesa BODENA	ETH	17	Assela (Green Stadium)	16 Jun 2017

### Heat 1

2

13 July 2017 17:41 START TIME

25° C TEMPERATURE 51 % HUMIDITY

PLACE	BIB	NAME	COUNTRY	DATE of BIRTH	LANE	RESULT
1	238	Melese NBERET	ETH	29 Jan 01	5	1:51.50 Q
2	370	Charaf ZAHIR	MAR	4 Sep 01	4	1:51.66 Q PB
3	192	Juan Diego CASTRO	CRC	17 May 00	8	1:51.68 Q PB
4	330	Noah KIPRONO	KEN	11 Apr 01	3	1:51.72 q
5	493	Joshua KIBET	UGA	13 Nov 01	2	1:52.31 PB
6	452	Jan VUKOVIC	SLO	14 Jun 00	7	1:52.89
7	210	William DEVANTIER	DEN	16 Apr 00	6	1:53.07
8	520	Alfred CHAWONZA	ZIM	7 Feb 00	1	1:55.77

INTERMEDIATE TIMES	400m	330 Noah KIPRONO	56.46
--------------------	------	------------------	-------

### Heat 2

2

13 July 2017 17:49 START TIME

25° C TEMPERATURE 51 % HUMIDITY

PLACE	BIB	NAME	COUNTRY	DATE of BIRTH	LANE	RESULT
1	229	Tolesa BODENA	ETH	18 Feb 00	6	1:49.37 Q
2	343	Japheth Kibiwott TOROITICH	KEN	17 May 00	5	1:50.03 Q
3	367	Abdellah MOUZLIB	MAR	7 Jan 00	4	1:50.56 Q
4	358	Eduardas Rimas SURVILAS	LTU	28 Jul 00	8	1:51.41 q PB
5	402	Marco VILCA	PER	2 Dec 00	3	1:51.95 PB
6	425	Cristian Gabriel VOICU	ROU	14 Feb 01	7	1:52.19 PB
7	451	Rok MARKELJ	SLO	14 Apr 00	1	1:52.39 PB
8	387	Jenito Acirio GUEZANE	MOZ	10 Dec 01	2	1:53.40 PB

INTERMEDIATE TIMES	400m	229 Tolesa BODENA	55.07
--------------------	------	-------------------	-------

### ALL-TIME OUTDOOR TOP LIST

RESULT	NAME	VENUE	DATE
1:43.37	Mohammed AMAN (ETH)	Rieti (Guidobaldi)	10 Sep 11
1:44.08	Leonard Kirwa KOSENCHA (KEN)	Lille	9 Jul 11
1:44.34	Belat Ali MANSOOR (BRN)	Conegliano Veneto	17 Jun 05
1:44.51	Willy Kiplimo TARBEI (KEN)	Nairobi (Nyayo Stadium)	17 Jun 15
1:44.55	Kipyegon BETT (KEN)	Nairobi (Nyayo Stadium)	17 Jun 15
1:44.98	Timothy KITUM (KEN)	Lille	9 Jul 11
1:45.78	Abubaker KAKI (SUD)	Rabat	10 Jun 06
1:45.8	Jackson Mumbwa KIVUVA (KEN)	Nairobi	1 Jul 06
1:46.25	Benson Marrianyi ESHO (KEN)	Pergine Valsugana	23 Jul 04
1:46.39	Hamza DRIOUCH (QAT)	Lille	9 Jul 11

### SEASON OUTDOOR TOP LIST

RESULT	NAME	VENUE	2017
1:47.20	Tolesa BODENA (ETH)	Assela (Green Stadium)	16 Jun
1:47.81	Noah KIPRONO (KEN)	Nairobi (Nyayo Stadium)	14 Jun
1:47.97	Japheth Kibiwott TOROITICH (KEN)	Nairobi (Nyayo Stadium)	14 Jun
1:48.17	Melese NBERET (ETH)	Assela (Green Stadium)	16 Jun
1:49.42	Max BURGIN (GBR)	Stretford	27 Jun
1:49.53	Ahmed HASAN (ETH)	Assela (Green Stadium)	16 Jun
1:49.61	Oussama CHERRAD (ALG)	Alger (SATO)	9 Jun
1:49.69	Ntuthuko NDIMANDE (RSA)	Cape Town (Green Point)	8 Apr
1:49.83	Rabi Mohamed MUBARAK (QAT)	Doha (Hamad Bin Suhaim)	5 May
1:49.97	Alex BOTTERILL (GBR)	Loughborough	8 Jul



# SUMMARY



## 800 Metres Boys - Round 1

First 3 in each heat (Q) and the next 4 fastest (q) advance to the Semi-Finals

RECORDS	RESULT	NAME	COUNTRY	AGE	VENUE	DATE
World U18 Best	<b>WU18B</b>	1:43.37 Mohammed AMAN	ETH	17	Rieti (Guidobaldi)	10 Sep 2011
Championship Record	<b>CR</b>	1:44.08 Leonard Kirwa KOSENCHA	KEN	17	Lille	9 Jul 2011
World U18 Leading	<b>WU18L</b>	1:47.20 Tolesa BODENA	ETH	17	Assela (Green Stadium)	16 Jun 2017

12 July 2017

RANK	PLACE	HEAT	LANE	BIB	NAME	COUNTRY	DATE of BIRTH	RESULT	
1	1	3	4	238	Melese NBERET	ETH	29 Jan 01	1:52.53	Q
2	1	1	4	229	Tolesa BODENA	ETH	18 Feb 00	1:52.91	Q
3	2	3	6	358	Eduardas Rimas SURVILAS	LTU	28 Jul 00	1:53.01	Q
4	1	2	5	192	Juan Diego CASTRO	CRC	17 May 00	1:53.19	Q
5	2	2	6	367	Abdellah MOUZLIB	MAR	7 Jan 00	1:53.22	Q
6	3	3	3	451	Rok MARKELJ	SLO	14 Apr 00	1:53.23	Q
7	4	3	5	493	Joshua KIBET	UGA	13 Nov 01	1:53.31	q PB
8	5	3	2	402	Marco VILCA	PER	2 Dec 00	1:53.57	q
9	6	3	7	520	Alfred CHAWONZA	ZIM	7 Feb 00	1:53.74	q
10	2	1	3	210	William DEVANTIER	DEN	16 Apr 00	1:53.82	Q
11	3	1	7	425	Cristian Gabriel VOICU	ROU	14 Feb 01	1:53.87	Q
12	1	4	4	343	Japheth Kibiwott TOROITICH	KEN	17 May 00	1:53.91	Q
13	3	2	2	330	Noah KIPRONO	KEN	11 Apr 01	1:54.10	Q
14	2	4	8	370	Charaf ZAHIR	MAR	4 Sep 01	1:54.22	Q
15	3	4	2	452	Jan VUKOVIC	SLO	14 Jun 00	1:54.38	Q
16	4	1	6	387	Jenito Acirio GUEZANE	MOZ	10 Dec 01	1:54.68	q
17	4	4	3	434	Ntuthuko NDIMANDE	RSA	16 May 01	1:56.16	
18	4	2	4	423	Mihai Razvan VASILIU	ROU	26 Aug 00	1:56.58	
19	5	2	3	391	Fredd PONCE	NCA	7 Jul 01	1:56.85	PB
20	5	1	8	316	Tyrese REID	JAM	17 Jan 00	1:56.99	
21	5	4	7	489	Bekele APENYO	UGA	23 Oct 00	1:57.22	PB
22	6	2	7	312	Kimara FARQUHARSON	JAM	20 May 01	1:57.66	
23	6	1	2	347	Mikhail SOLOSHENKO	KGZ	18 Feb 00	1:58.32	PB
24	7	2	8	485	Erdem ÖZ	TUR	13 Aug 00	1:58.84	
25	6	4	5	200	Stavros SPYROU	CYP	19 Nov 00	2:00.11	
26	7	4	6	115	Diego Facundo ALEGRE	ARG	7 Sep 00	2:05.74	
		1	5	516	José Guillermo PEÑALVER	VEN	4 Jan 00	DQ	163.3(a)
		3	8	105	Oussama CHERRAD	ALG	6 Mar 00	DNS	

**NOTE** IAAF Rule 163.3(a) - Lane infringement

ALL-TIME OUTDOOR TOP LIST				SEASON OUTDOOR TOP LIST			
RESULT	NAME	VENUE	DATE	RESULT	NAME	VENUE	2017
1:43.37	Mohammed AMAN (ETH)	Rieti (Guidobaldi)	10 Sep 11	1:47.20	Tolesa BODENA (ETH)	Assela (Green Stadium)	16 Jun
1:44.08	Leonard Kirwa KOSENCHA (KEN)	Lille	9 Jul 11	1:47.81	Noah KIPRONO (KEN)	Nairobi (Nyayo Stadium)	14 Jun
1:44.34	Belal Ali MANSOOR (BRN)	Conegliano Veneto	17 Jun 05	1:47.97	Japheth Kibiwott TOROITICH (KEN)	Nairobi (Nyayo Stadium)	14 Jun
1:44.51	Willy Kiplimo TARBEI (KEN)	Nairobi (Nyayo Stadium)	17 Jun 15	1:48.17	Melese NBERET (ETH)	Assela (Green Stadium)	16 Jun
1:44.55	Kipyegon BETT (KEN)	Nairobi (Nyayo Stadium)	17 Jun 15	1:49.42	Max BURGIN (GBR)	Stretford	27 Jun
1:44.98	Timothy KITUM (KEN)	Lille	9 Jul 11	1:49.53	Ahmed HASAN (ETH)	Assela (Green Stadium)	16 Jun
1:45.78	Abubaker KAKI (SUD)	Rabat	10 Jun 06	1:49.61	Oussama CHERRAD (ALG)	Alger (SATO)	9 Jun
1:45.8	Jackson Mumbwa KIVUYA (KEN)	Nairobi	1 Jul 06	1:49.69	Ntuthuko NDIMANDE (RSA)	Cape Town (Green Point)	8 Apr
1:46.25	Benson Murrrianyi ESHO (KEN)	Pergine Valsugana	23 Jul 04	1:49.83	Rabi Mohamed MUBARAK (QAT)	Doha (Hamad Bin Suhaim)	5 May
1:46.39	Hamza DRIOUCH (QAT)	Lille	9 Jul 11	1:49.97	Alex BOTTERILL (GBR)	Loughborough	8 Jul



# RESULTS



## 800 Metres Boys - Round 1

First 3 in each heat (Q) and the next 4 fastest (q) advance to the Semi-Finals

RECORDS	RESULT	NAME	COUNTRY	AGE	VENUE	DATE
World U18 Best	<b>WU18B</b>	1:43.37	Mohammed AMAN	ETH	17	Rieti (Guidobaldi)
Championship Record	<b>CR</b>	1:44.08	Leonard Kirwa KOSENCHA	KEN	17	Lille
World U18 Leading	<b>WU18L</b>	1:47.20	Tolesa BODENA	ETH	17	Assela (Green Stadium)

### Heat 1

4

12 July 2017 17:38 START TIME

25° C TEMPERATURE 40% HUMIDITY

PLACE	BIB	NAME	COUNTRY	DATE OF BIRTH	LANE	RESULT
1	229	Tolesa BODENA	ETH	18 Feb 00	4	1:52.91 Q
2	210	William DEVANTIER	DEN	16 Apr 00	3	1:53.82 Q
3	425	Cristian Gabriel VOICU	ROU	14 Feb 01	7	1:53.87 Q
4	387	Jenito Acirio GUEZANE	MOZ	10 Dec 01	6	1:54.68 q
5	316	Tyrese REID	JAM	17 Jan 00	8	1:56.99
6	347	Mikhail SOLOSHENKO	KGZ	18 Feb 00	2	1:58.32 PB
516		José Guillermo PEÑALVER	VEN	4 Jan 00	5	DQ 163.3(a)

**NOTE** IAAF Rule 163.3(a) - Lane infringement

<b>INTERMEDIATE TIMES</b>	400m	425 Cristian Gabriel VOICU	55.05
---------------------------	------	----------------------------	-------

### Heat 2

4

12 July 2017 17:45 START TIME

25° C TEMPERATURE 40% HUMIDITY

PLACE	BIB	NAME	COUNTRY	DATE OF BIRTH	LANE	RESULT
1	192	Juan Diego CASTRO	CRC	17 May 00	5	1:53.19 Q
2	367	Abdellah MOUZLIB	MAR	7 Jan 00	6	1:53.22 Q
3	330	Noah KIPRONO	KEN	11 Apr 01	2	1:54.10 Q
4	423	Mihai Razvan VASILIU	ROU	26 Aug 00	4	1:56.58
5	391	Fredd PONCE	NCA	7 Jul 01	3	1:56.85 PB
6	312	Kimar FARQUHARSON	JAM	20 May 01	7	1:57.66
7	485	Erdem ÖZ	TUR	13 Aug 00	8	1:58.84

<b>INTERMEDIATE TIMES</b>	400m	192 Juan Diego CASTRO	58.49
---------------------------	------	-----------------------	-------

### Heat 3

4

12 July 2017 18:08 START TIME

25° C TEMPERATURE 47% HUMIDITY

PLACE	BIB	NAME	COUNTRY	DATE OF BIRTH	LANE	RESULT
1	238	Melese NBERET	ETH	29 Jan 01	4	1:52.53 Q
2	358	Eduardas Rimas SURVILAS	LTU	28 Jul 00	6	1:53.01 Q
3	451	Rok MARKELJ	SLO	14 Apr 00	3	1:53.23 Q
4	493	Joshua KIBET	UGA	13 Nov 01	5	1:53.31 q PB
5	402	Marco VILCA	PER	2 Dec 00	2	1:53.57 q
6	520	Alfred CHAWONZA	ZIM	7 Feb 00	7	1:53.74 q
105		Oussama CHERRAD	ALG	6 Mar 00	8	DNS

<b>INTERMEDIATE TIMES</b>	400m	238 Melese NBERET	55.47
---------------------------	------	-------------------	-------

### Heat 4

4

12 July 2017 18:13 START TIME

25° C TEMPERATURE 47% HUMIDITY

PLACE	BIB	NAME	COUNTRY	DATE OF BIRTH	LANE	RESULT
1	343	Japheth Kibiwott TOROITICH	KEN	17 May 00	4	1:53.91 Q
2	370	Charaf ZAHIR	MAR	4 Sep 01	8	1:54.22 Q
3	452	Jan VUKOVIC	SLO	14 Jun 00	2	1:54.38 Q
4	434	Ntuthuko NDIMANDE	RSA	16 May 01	3	1:56.16
5	489	Bekele APENYO	UGA	23 Oct 00	7	1:57.22 PB
6	200	Stavros SPYROU	CYP	19 Nov 00	5	2:00.11
7	115	Diego Facundo ALEGRE	ARG	7 Sep 00	6	2:05.74

<b>INTERMEDIATE TIMES</b>	400m	370 Charaf ZAHIR	59.26
---------------------------	------	------------------	-------



**RESULTS**  
**800 Metres Boys - Round 1**

ALL-TIME OUTDOOR TOP LIST				SEASON OUTDOOR TOP LIST			
RESULT	NAME	VENUE	DATE	RESULT	NAME	VENUE	2017
1:43.37	Mohammed AMAN (ETH)	Rieti (Guidobaldi)	10 Sep 11	1:47.20	Tolesa BODENA (ETH)	Assela (Green Stadium)	16 Jun
1:44.08	Leonard Kirwa KOSENCHA (KEN)	Lille	9 Jul 11	1:47.81	Noah KIPRONO (KEN)	Nairobi (Nyayo Stadium)	14 Jun
1:44.34	Belal Ali MANSOOR (BRN)	Conegliano Veneto	17 Jun 05	1:47.97	Japheth Kibiwott TOROITICH (KEN)	Nairobi (Nyayo Stadium)	14 Jun
1:44.51	Willy Kiplimo TARBEI (KEN)	Nairobi (Nyayo Stadium)	17 Jun 15	1:48.17	Melese NBERET (ETH)	Assela (Green Stadium)	16 Jun
1:44.55	Kipyegon BETT (KEN)	Nairobi (Nyayo Stadium)	17 Jun 15	1:49.42	Max BURGIN (GBR)	Stretford	27 Jun
1:44.98	Timothy KITUM (KEN)	Lille	9 Jul 11	1:49.53	Ahmed HASAN (ETH)	Assela (Green Stadium)	16 Jun
1:45.78	Abubaker KAKI (SUD)	Rabat	10 Jun 06	1:49.61	Oussama CHERRAD (ALG)	Alger (SATO)	9 Jun
1:45.8	Jackson Mumbwa KIVUVA (KEN)	Nairobi	1 Jul 06	1:49.69	Ntuthuko NDIMANDE (RSA)	Cape Town (Green Point)	8 Apr
1:46.25	Benson Marrianyi ESHO (KEN)	Pergine Valsugana	23 Jul 04	1:49.83	Rabi Mohamed MUBARAK (QAT)	Doha (Hamad Bin Suhaim)	5 May
1:46.39	Hamza DRIOUCH (QAT)	Lille	9 Jul 11	1:49.97	Alex BOTTERILL (GBR)	Loughborough	8 Jul

# RESULTS



## 1500 Metres Boys - Final

RECORDS	RESULT	NAME	COUNTRY	AGE	VENUE	DATE
World U18 Best	<b>WU18B</b>	3:33.72 Nicholas Kiptanui	KEMBOI	KEN	17	Zürich 18 Aug 2006
Championship Record	<b>CR</b>	3:36.38 Kumari TAKI		KEN	16	Cali (Pascual Guerrero) 17 Jul 2015
World U18 Leading	<b>WU18L</b>	3:39.92 Jakob INGEBRIGTSEN		NOR	17	Stockholm (Olympiastadion) 18 Jun 2017

14 July 2017 18:17 START TIME 22° C TEMPERATURE 57 % HUMIDITY

PLACE	BIB	NAME	COUNTRY	DATE OF BIRTH	ORDER	RESULT
1	332	George Meitamei MANANGOI	KEN	29 Nov 00	7	<b>3:47.53</b>
2	230	Abebe DESSASSA	ETH	30 Jan 00	6	<b>3:48.65</b> <b>PB</b>
3	236	Belete MEKONEN	ETH	11 Sep 00	10	<b>3:50.64</b>
4	496	Daniel KIPROP	UGA	3 Dec 00	2	<b>3:51.82</b> <b>PB</b>
5	363	Anass ESSAYI	MAR	18 May 01	9	<b>3:54.54</b>
6	305	SyedAmir ZAMANPOUR	IRI	28 Aug 00	8	<b>3:54.59</b>
7	494	Hosea KIPLANGAT	UGA	5 May 00	4	<b>3:55.48</b>
8	268	Elias SCHREML	GER	12 Oct 00	12	<b>3:55.94</b>
9	369	Abdelilah ZAHIR	MAR	11 Feb 00	3	<b>3:57.79</b>
10	220	Bereket TEDROS	ERI	1 Mar 00	13	<b>4:01.41</b> <b>PB</b>
	105	Oussama CHERRAD	ALG	6 Mar 00	5	<b>DQ</b> 163.2(b)
	106	Rabie DELIBA	ALG	11 Feb 00	11	<b>DQ</b> 163.3(b)
	328	Dominic KIPKEMBOI	KEN	6 Jan 00	1	<b>DNS</b>

**NOTE** IAAF Rule 163.2(b) - Jostling / Obstruction  
IAAF Rule 163.3(b) - Infringement of the inside border

INTERMEDIATE TIMES	400m	230 Abebe DESSASSA	1:03.16
	800m	236 Belete MEKONEN	2:07.58
	1200m	230 Abebe DESSASSA	3:08.04

ALL-TIME OUTDOOR TOP LIST				SEASON OUTDOOR TOP LIST			
RESULT	NAME	VENUE	DATE	RESULT	NAME	VENUE	2017
3:33.72	Nicholas Kiptanui KEMBOI (KEN)	Zürich	18 Aug 06	3:39.92	Jakob INGEBRIGTSEN (NOR)	Stockholm (Olympiastadion)	18 Jun
3:33.86	Belal Ali MANSOOR (BRN)	Milano (AC Gianni Brera)	1 Jun 05	3:44.0	Dominic KIPKEMBOI (KEN)	Nairobi (Nyayo Stadium)	14 Jun
3:34.43	Hamza DRIOUCH (QAT)	Doha	20 Dec 11	3:44.21	Tim VAN DE VELDE (BEL)	Oordegem-Lede	27 May
3:35.16	Cornelius CHIRCHIR (KEN)	Rieti	3 Sep 00	3:44.4	George Meitamei MANANGOI (KEN)	Nairobi (Nyayo Stadium)	14 Jun
3:35.53	Abdalaati IGUIDER (MAR)	Grosseto (Stadio Zecchini)	15 Jul 04	3:48.05	Darraqh MCELHINNEY (IRL)	Oordegem-Lede	27 May
3:35.54	Geoffrey Kibet BARUSEI (KEN)	Gaborone	13 May 11	3:48.61	Yeóryios-Panaviótiis MILIARÁS (GRE)	Oordegem-Lede	27 May
3:35.55	Isaac Kiprono SONGOK (KEN)	Leverkusen	26 Aug 01	3:48.65	Abebe DESSASSA (ETH)	Nairobi	14 Jun
3:35.80	Benson Marrianyi ESHO (KEN)	rosseto (Stadio Zecchini)	15 Jul 04	3:48.76	Belete MEKONEN (ETH)	Assela (Green Stadium)	18 Jun
3:36.15	Hillary Cheruiyot NGETICH (KEN)	Sports Park Mladost	4 Sep 12	3:48.80	Jackson SHARP (AUS)	Sydney (SOPAC)	4 Feb
3:36.38	Kumari TAKI (KEN)	Cali (Pascual Guerrero)	17 Jul 15	3:48.81	Oussama CHERRAD (ALG)	Alger (SAT0)	22 Apr



# RACE ANALYSIS



## 1500 Metres Boys - Final

14 July 2017 18:17 START TIME 22° C TEMPERATURE 57 % HUMIDITY

PLACE	BIB	NAME	COUNTRY	DATE of BIRTH	RESULT
		<b>400m</b>			
		<b>800m</b>			
		<b>1200m</b>			
<b>1</b>	332	<b>George Meitamei MANANGOI</b>	KEN	29 Nov 00	<b>3:47.53</b>
		1:03.61 (6)			
		2:07.79 (4)			
		3:08.31 (4)			
		1:04.18 (1)			39.22 (1)
<b>2</b>	230	<b>Abebe DESSASSA</b>	ETH	30 Jan 00	<b>3:48.65</b> PB
		<b>1:03.16</b> (1)			
		2:07.76 (3)			
		<b>3:08.04</b> (1)			
		1:04.60 (12)			40.61 (3)
<b>3</b>	236	<b>Belete MEKONEN</b>	ETH	11 Sep 00	<b>3:50.64</b>
		1:03.34 (2)			
		<b>2:07.58</b> (1)			
		3:08.10 (2)			
		1:04.24 (2)			42.54 (4)
<b>4</b>	496	<b>Daniel KIPROP</b>	UGA	3 Dec 00	<b>3:51.82</b> PB
		1:03.58 (5)			
		2:07.94 (6)			
		3:08.60 (5)			
		1:04.36 (9)			43.22 (5)
<b>5</b>	363	<b>Anass ESSAYI</b>	MAR	18 May 01	<b>3:54.54</b>
		1:03.79 (9)			
		2:08.10 (10)			
		3:09.76 (9)			
		1:04.31 (6)			44.78 (6)
<b>6</b>	305	<b>SeyedAmir ZAMANPOUR</b>	IRI	28 Aug 00	<b>3:54.59</b>
		1:03.74 (8)			
		2:08.08 (8)			
		3:09.12 (6)			
		1:04.34 (7)			45.47 (7)
<b>7</b>	494	<b>Hosea KIPLANGAT</b>	UGA	5 May 00	<b>3:55.48</b>
		1:03.39 (3)			
		2:07.66 (2)			
		3:10.01 (10)			
		1:04.27 (3)			45.47 (7)
<b>8</b>	268	<b>Elias SCHREML</b>	GER	12 Oct 00	<b>3:55.94</b>
		1:03.97 (12)			
		2:08.24 (11)			
		3:09.71 (7)			
		1:04.27 (3)			46.23 (9)
<b>9</b>	369	<b>Abdelilah ZAHIR</b>	MAR	11 Feb 00	<b>3:57.79</b>
		1:03.94 (11)			
		2:08.31 (12)			
		3:10.27 (11)			
		1:04.37 (10)			47.52 (10)
<b>10</b>	220	<b>Bereket TEDROS</b>	ERI	1 Mar 00	<b>4:01.41</b> PB
		1:03.81 (10)			
		2:08.10 (9)			
		3:10.75 (12)			
		1:04.29 (5)			50.66 (11)
	105	<b>Oussama CHERRAD</b>	ALG	6 Mar 00	<b>DQ</b> 163.2(b)
		1:03.43 (4)			
		2:07.87 (5)			
		3:08.26 (3)			
		1:04.44 (11)			40.25 (2)
	106	<b>Rabie DELIBA</b>	ALG	11 Feb 00	<b>DQ</b> 163.3(b)
		1:03.64 (7)			
		2:07.99 (7)			
		3:09.73 (8)			
		1:04.35 (8)			56.93 (12)
	328	<b>Dominic KIPKEMBOI</b>	KEN	6 Jan 00	<b>DNS</b>

**NOTE** IAAF Rule 163.2(b) - Jostling / Obstruction  
IAAF Rule 163.3(b) - Infringement of the inside border

# RESULT PROGRESSION



## 1500 Metres Boys - Final

RECORDS	RESULT	NAME	COUNTRY	AGE	VENUE	DATE
World U18 Best	<b>WU18B</b>	3:33.72 Nicholas Kiptanui	KEMBOI	KEN	17	Zürich 18 Aug 2006
Championship Record	<b>CR</b>	3:36.38 Kumari TAKI	KEN	16	Cali (Pascual Guerrero)	17 Jul 2015
World U18 Leading	<b>WU18L</b>	3:39.92 Jakob INGEBRIGTSEN	NOR	17	Stockholm (Olympiastadion)	18 Jun 2017

14 July 2017

RANK	BIB	NAME	COUNTRY	DATE of BIRTH	PHASE	HEAT	PLACE	RESULT
1	332	George Meitamei MANANGOI	KEN	29 Nov 00	Final	1	1	<b>3:47.53</b>
					Round 1	2	4	<b>3:55.00 Q</b>
2	230	Abebe DESSASSA	ETH	30 Jan 00	Final	1	2	<b>3:48.65</b> <b>PB</b>
					Round 1	1	3	<b>3:49.58 Q</b>
3	236	Belete MEKONEN	ETH	11 Sep 00	Final	1	3	<b>3:50.64</b>
					Round 1	2	5	<b>3:56.31 Q</b>
4	496	Daniel KIPROP	UGA	3 Dec 00	Final	1	4	<b>3:51.82</b> <b>PB</b>
					Round 1	2	7	<b>3:58.68 Q</b>
5	363	Anass ESSAYI	MAR	18 May 01	Final	1	5	<b>3:54.54</b>
					Round 1	2	8	<b>3:58.84 Q</b>
6	305	SeyedAmir ZAMANPOUR	IRI	28 Aug 00	Final	1	6	<b>3:54.59</b>
					Round 1	2	11	<b>4:01.38 q</b>
7	494	Hosea KIPLANGAT	UGA	5 May 00	Final	1	7	<b>3:55.48</b>
					Round 1	1	6	<b>3:56.44 Q</b>
8	268	Elias SCHREML	GER	12 Oct 00	Final	1	8	<b>3:55.94</b>
					Round 1	2	10	<b>4:00.60 q</b>
9	369	Abdelilah ZAHIR	MAR	11 Feb 00	Final	1	9	<b>3:57.79</b>
					Round 1	2	9	<b>3:59.60 q</b>
10	220	Bereket TEDROS	ERI	1 Mar 00	Final	1	10	<b>4:01.41</b> <b>PB</b>
					Round 1	1	19	<b>4:09.91 qR</b>
105	Oussama CHERRAD	ALG	6 Mar 00	Final	1		<b>DQ</b> 163.2(b)	
				Round 1	1	2	<b>3:48.93 Q</b>	
106	Rabie DELIBA	ALG	11 Feb 00	Final	1		<b>DQ</b> 163.3(b)	
				Round 1	1	12	<b>4:01.70 q</b>	
328	Dominic KIPKEMBOI	KEN	6 Jan 00	Final	1		<b>DNS</b>	
				Round 1	1	1	<b>3:48.77 Q</b>	

**NOTE** IAAF Rule 163.2(b) - Jostling / Obstruction  
IAAF Rule 163.3(b) - Infringement of the inside border

ALL-TIME OUTDOOR TOP LIST				SEASON OUTDOOR TOP LIST			
RESULT	NAME	VENUE	DATE	RESULT	NAME	VENUE	2017
3:33.72	Nicholas Kiptanui KEMBOI (KEN)	Zürich	18 Aug 06	3:39.92	Jakob INGEBRIGTSEN (NOR)	Stockholm (Olympiastadion)	18 Jun
3:33.86	Belal Ali MANSOOR (BRN)	Milano (AC Gianni Brera)	1 Jun 05	3:44.0	Dominic KIPKEMBOI (KEN)	Nairobi (Nyayo Stadium)	14 Jun
3:34.43	Hamza DRIOUCH (QAT)	Doha	20 Dec 11	3:44.21	Tim VAN DE VELDE (BEL)	Oordegem-Lede	27 May
3:35.16	Cornelius CHIRCHIR (KEN)	Rieti	3 Sep 00	3:44.4	George Meitamei MANANGOI (KEN)	Nairobi (Nyayo Stadium)	14 Jun
3:35.53	Abdalaati IGUIDER (MAR)	Grosseto (Stadio Zecchini)	15 Jul 04	3:48.05	Darraqh MCELHINNEY (IRL)	Oordegem-Lede	27 May
3:35.54	Geoffrey Kibet BARUSEI (KEN)	Gaborone	13 May 11	3:48.61	Yeóryios-Panayiótis MILIARÁS (GRE)	Oordegem-Lede	27 May
3:35.55	Isaac Kiprono SONGOK (KEN)	Leverkusen	26 Aug 01	3:48.65	Abebe DESSASSA (ETH)	Nairobi	14 Jul
3:35.80	Benson Marrianyi ESHO (KEN)	rosseto (Stadio Zecchini)	15 Jul 04	3:48.76	Belete MEKONEN (ETH)	Assela (Green Stadium)	18 Jun
3:36.15	Hillary Cheruiyot NGETICH (KEN)	(Sports Park Mladost)	4 Sep 12	3:48.80	Jackson SHARP (AUS)	Sydney (SOPAC)	4 Feb
3:36.38	Kumari TAKI (KEN)	Cali (Pascual Guerrero)	17 Jul 15	3:48.81	Oussama CHERRAD (ALG)	Alger (SATO)	22 Apr



# SUMMARY



## 1500 Metres Boys - Round 1

First 4 in each heat (Q) and the next 4 fastest (q) advance to the Final

**BIB 478 DISQUALIFIED BY THE REFEREE**

**BIB 220 ADVANCED TO THE FINAL**

RECORDS	RESULT	NAME	COUNTRY	AGE	VENUE	DATE
World U18 Best	<b>WU18B</b>	3:33.72 Nicholas Kiptanui	KEN	17	Zürich	18 Aug 2006
Championship Record	<b>CR</b>	3:36.38 Kumari TAKI	KEN	16	Cali (Pascual Guerrero)	17 Jul 2015
World U18 Leading	<b>WU18L</b>	3:39.92 Jakob INGEBRIGTSEN	NOR	17	Stockholm (Olympiastadion)	18 Jun 2017

12 July 2017

RANK	PLACE	HEAT	BIB	NAME	COUNTRY	DATE of BIRTH	RESULT	
1	1	1	328	Dominic KIPKEMBOI	KEN	6 Jan 00	<b>3:48.77</b>	<b>Q</b>
2	2	1	105	Oussama CHERRAD	ALG	6 Mar 00	<b>3:48.93</b>	<b>Q</b>
3	3	1	230	Abebe DESSASSA	ETH	30 Jan 00	<b>3:49.58</b>	<b>Q</b>
4	1	2	332	George Meitamei MANANGOI	KEN	29 Nov 00	<b>3:55.00</b>	<b>Q</b>
5	2	2	236	Belete MEKONEN	ETH	11 Sep 00	<b>3:56.31</b>	<b>Q</b>
6	4	1	494	Hosea KIPLANGAT	UGA	5 May 00	<b>3:56.44</b>	<b>Q</b>
7	3	2	496	Daniel KIPROP	UGA	3 Dec 00	<b>3:58.68</b>	<b>Q</b>
8	4	2	363	Anass ESSAYI	MAR	18 May 01	<b>3:58.84</b>	<b>Q</b>
9	5	2	369	Abdelilah ZAHIR	MAR	11 Feb 00	<b>3:59.60</b>	<b>q</b>
10	6	2	268	Elias SCHREML	GER	12 Oct 00	<b>4:00.60</b>	<b>q</b>
11	7	2	305	SeyedAmir ZAMANPOUR	IRI	28 Aug 00	<b>4:01.38</b>	<b>q</b>
12	5	1	106	Rabie DELIBA	ALG	11 Feb 00	<b>4:01.70</b>	<b>q</b>
13	6	1	414	Carlos Alberto VILCHES	PUR	29 Oct 01	<b>4:02.48</b>	
14	7	1	462	Shomari M. MTALIM	TAN	28 Jan 00	<b>4:05.84</b>	
15	8	1	180	Wei YAN	CHN	5 Dec 00	<b>4:06.16</b>	
16	8	2	473	Oussama SLIMANI	TUN	11 Sep 01	<b>4:08.19</b>	
17	9	1	471	Nassim BEN OMRANE	TUN	11 Feb 00	<b>4:08.86</b>	
18	9	2	182	Dayu ZHANG	CHN	29 Jan 00	<b>4:09.33</b>	
19	10	1	220	Bereket TEDROS	ERI	1 Mar 00	<b>4:09.91</b>	<b>qR</b>
20	10	2	290	Avdesh NAGAR	IND	20 Dec 00	<b>4:10.86</b>	
21	11	2	454	Mohamed MUHIDIN YALAHOW	SOM	9 Jan 00	<b>4:16.28</b>	
22	12	2	124	Mohammed Ahmed ABUBAKAR	ART	1 Jan 00	<b>4:23.38</b>	<b>PB</b>
23	11	1	354	Ali MHANNA	LBN	4 May 00	<b>4:56.71</b>	
		1	478	Burhan GÖRÜROGLU	TUR	6 Mar 00	<b>DQ</b>	163.2(b)

**NOTE** IAAF Rule 163.2(b) - Jostling / Obstruction

ALL-TIME OUTDOOR TOP LIST				SEASON OUTDOOR TOP LIST			
RESULT	NAME	VENUE	DATE	RESULT	NAME	VENUE	2017
3:33.72	Nicholas Kiptanui	KEMBOI (KEN)	Zürich 18 Aug 06	3:39.92	Jakob INGEBRIGTSEN (NOR)	Stockholm (Olympiastadion)	18 Jun
3:33.86	Belal Ali MANSOOR (BRN)	Milano (AC Gianni Brera)	1 Jun 05	3:44.0	Dominic KIPKEMBOI (KEN)	Nairobi (Nyayo Stadium)	14 Jun
3:34.43	Hamza DRIOUCH (QAT)	Doha	20 Dec 11	3:44.21	Tim VAN DE VELDE (BEL)	Oordegem-Lede	27 May
3:35.16	Cornelius CHIRCHIR (KEN)	Rieti	3 Sep 00	3:44.4	George Meitamei MANANGOI (KEN)	Nairobi (Nyayo Stadium)	14 Jun
3:35.53	Abdalaati IGUIDER (MAR)	Grosseto (Stadio Zecchini)	15 Jul 04	3:48.05	Darraqh MCELHINNEY (IRL)	Oordegem-Lede	27 May
3:35.54	Geoffrey Kibet BARUSEI (KEN)	Gaborone	13 May 11	3:48.61	Yeóryios-Panayiótis MILIARÁS (GRE)	Oordegem-Lede	27 May
3:35.55	Isaac Kiprono SONGOK (KEN)	Leverkusen	26 Aug 01	3:48.76	Belete MEKONEN (ETH)	Assela (Green Stadium)	18 Jun
3:35.80	Benson Marrianyi ESHO (KEN)	rosseto (Stadio Zecchini)	15 Jul 04	3:48.80	Jackson SHARP (AUS)	Sydney (SOPAC)	4 Feb
3:36.15	Hillary Cheruiyot NGETICH (KEN)	(Sports Park Mladost)	4 Sep 12	3:48.81	Oussama CHERRAD (ALG)	Alger (SATO)	22 Apr
3:36.38	Kumari TAKI (KEN)	Cali (Pascual Guerrero)	17 Jul 15	3:48.95	Charaf ZAHIR (MAR)	Rabat (Prince Moulay Abdellah)	17 May

# RACE ANALYSIS



## 1500 Metres Boys - Round 1

First 4 in each heat (Q) and the next 4 fastest (q) advance to the Final

**Heat 2** **2**

12 July 2017 11:00 START TIME

22° C TEMPERATURE 57 % HUMIDITY

PLACE	BIB	NAME	COUNTRY	DATE of BIRTH	RESULT
<b>400m</b>					
<b>800m</b>					
<b>1200m</b>					
<b>1</b>	332	<b>George Meitamei MANANGOI</b>	KEN	29 Nov 00	<b>3:55.00</b>
1:07.91 (3)	2:15.63 (5) 1:07.72 (10)	3:16.45 (2) 1:00.82 (1)			38.55 (1)
<b>2</b>	236	<b>Belete MEKONEN</b>	ETH	11 Sep 00	<b>3:56.31</b>
<b>1:07.60</b> (1)	2:15.21 (2) 1:07.61 (8)	<b>3:16.41</b> (1) 1:01.20 (4)			39.90 (2)
<b>3</b>	496	<b>Daniel KIPROP</b>	UGA	3 Dec 00	<b>3:58.68</b>
1:08.00 (5)	2:15.44 (4) 1:07.44 (5)	3:16.61 (3) 1:01.17 (3)			42.07 (3)
<b>4</b>	363	<b>Anass ESSAYI</b>	MAR	18 May 01	<b>3:58.84</b>
1:07.70 (2)	2:15.67 (6) 1:07.97 (11)	3:16.65 (4) 1:00.98 (2)			42.19 (4)
<b>5</b>	369	<b>Abdelilah ZAHIR</b>	MAR	11 Feb 00	<b>3:59.60</b>
1:07.97 (4)	2:15.39 (3) 1:07.42 (4)	3:17.02 (6) 1:01.63 (6)			42.58 (5)
<b>6</b>	268	<b>Elias SCHREML</b>	GER	12 Oct 00	<b>4:00.60</b>
1:08.30 (8)	2:15.83 (8) 1:07.53 (6)	3:17.16 (7) 1:01.33 (5)			43.44 (6)
<b>7</b>	305	<b>SeyedAmir ZAMANPOUR</b>	IRI	28 Aug 00	<b>4:01.38</b>
1:08.09 (6)	<b>2:14.94</b> (1) 1:06.85 (1)	3:16.67 (5) 1:01.73 (7)			44.71 (7)
<b>8</b>	473	<b>Oussama SLIMANI</b>	TUN	11 Sep 01	<b>4:08.19</b>
1:08.19 (7)	2:15.77 (7) 1:07.58 (7)	3:18.04 (8) 1:02.27 (8)			50.15 (9)
<b>9</b>	182	<b>Dayu ZHANG</b>	CHN	29 Jan 00	<b>4:09.33</b>
1:08.41 (9)	2:16.11 (11) 1:07.70 (9)	3:20.95 (10) 1:04.84 (10)			48.38 (8)
<b>10</b>	290	<b>Avdesh NAGAR</b>	IND	20 Dec 00	<b>4:10.86</b>
1:08.63 (12)	2:16.03 (10) 1:07.40 (3)	3:20.00 (9) 1:03.97 (9)			50.86 (10)
<b>11</b>	454	<b>Mohamed MUHIDIN YALAHOW</b>	SOM	9 Jan 00	<b>4:16.28</b>
1:08.54 (11)	2:15.93 (9) 1:07.39 (2)	3:23.20 (11) 1:07.27 (11)			53.08 (11)
<b>12</b>	124	<b>Mohammed Ahmed ABUBAKAR</b>	ART	1 Jan 00	<b>4:23.38</b> <b>PB</b>
1:08.46 (10)	2:17.31 (12) 1:08.85 (12)	3:29.87 (12) 1:12.56 (12)			53.51 (12)

# RESULTS



## 1500 Metres Boys - Round 1

First 4 in each heat (Q) and the next 4 fastest (q) advance to the Final

**BIB 478 DISQUALIFIED BY THE REFEREE**

**BIB 220 ADVANCED TO THE FINAL**

RECORDS	RESULT	NAME	COUNTRY	AGE	VENUE	DATE
World U18 Best	<b>WU18B</b>	3:33.72	Nicholas Kiptanui	KEN	17	Zürich 18 Aug 2006
Championship Record	<b>CR</b>	3:36.38	Kumari TAKI	KEN	16	Cali (Pascual Guerrero) 17 Jul 2015
World U18 Leading	<b>WU18L</b>	3:39.92	Jakob INGEBRIGTSEN	NOR	17	Stockholm (Olympiastadion) 18 Jun 2017

### Heat 1

2

12 July 2017 10:50 START TIME

17° C TEMPERATURE 77 % HUMIDITY

PLACE	BIB	NAME	COUNTRY	DATE OF BIRTH	ORDER	RESULT	
1	328	Dominic KIPKEMBOI	KEN	6 Jan 00	3	3:48.77	Q
2	105	Oussama CHERRAD	ALG	6 Mar 00	12	3:48.93	Q
3	230	Abebe DESSASSA	ETH	30 Jan 00	4	3:49.58	Q
4	494	Hosea KIPLANGAT	UGA	5 May 00	1	3:56.44	Q
5	106	Rabie DELIBA	ALG	11 Feb 00	6	4:01.70	q
6	414	Carlos Alberto VILCHES	PUR	29 Oct 01	9	4:02.48	
7	462	Shomari M. MTALIM	TAN	28 Jan 00	11	4:05.84	
8	180	Wei YAN	CHN	5 Dec 00	10	4:06.16	
9	471	Nassim BEN OMRANE	TUN	11 Feb 00	2	4:08.86	
10	220	Bereket TEDROS	ERI	1 Mar 00	7	4:09.91	qR
11	354	Ali MHANNA	LBN	4 May 00	5	4:56.71	
	478	Burhan GÖRÜROGLU	TUR	6 Mar 00	8	DQ	163.2(b)

NOTE IAAF Rule 163.2(b) - Jostling / Obstruction

INTERMEDIATE TIMES			
400m	328	Dominic KIPKEMBOI	55.73
800m	328	Dominic KIPKEMBOI	1:55.79
1200m	328	Dominic KIPKEMBOI	2:58.17

### Heat 2

2

12 July 2017 11:00 START TIME

22° C TEMPERATURE 57 % HUMIDITY

PLACE	BIB	NAME	COUNTRY	DATE OF BIRTH	ORDER	RESULT	
1	332	George Meitamei MANANGOI	KEN	29 Nov 00	2	3:55.00	Q
2	236	Belete MEKONEN	ETH	11 Sep 00	10	3:56.31	Q
3	496	Daniel KIPROP	UGA	3 Dec 00	9	3:58.68	Q
4	363	Anass ESSAYI	MAR	18 May 01	8	3:58.84	Q
5	369	Abdelilah ZAHIR	MAR	11 Feb 00	11	3:59.60	q
6	268	Elias SCHREML	GER	12 Oct 00	1	4:00.60	q
7	305	SyedAmir ZAMANPOUR	IRI	28 Aug 00	7	4:01.38	q
8	473	Oussama SLIMANI	TUN	11 Sep 01	3	4:08.19	
9	182	Dayu ZHANG	CHN	29 Jan 00	6	4:09.33	
10	290	Avdesh NAGAR	IND	20 Dec 00	5	4:10.86	
11	454	Mohamed MUHIDIN YALAHOW	SOM	9 Jan 00	12	4:16.28	
12	124	Mohammed Ahmed ABUBAKAR	ART	1 Jan 00	4	4:23.38	PB

INTERMEDIATE TIMES			
400m	236	Belete MEKONEN	1:07.60
800m	305	SyedAmir ZAMANPOUR	2:14.94
1200m	236	Belete MEKONEN	3:16.41

**RESULTS**  
**1500 Metres Boys - Round 1**

ALL-TIME OUTDOOR TOP LIST				SEASON OUTDOOR TOP LIST			
RESULT	NAME	VENUE	DATE	RESULT	NAME	VENUE	2017
3:33.72	Nicholas Kiptanui KEMBOI (KEN)	Zürich	18 Aug 06	3:39.92	Jakob INGEBRIGTSEN (NOR)	Stockholm (Olympiastadion)	18 Jun
3:33.86	Belal Ali MANSOOR (BRN)	Milano (AC Gianni Brera)	1 Jun 05	3:44.0	Dominic KIPKEMBOI (KEN)	Nairobi (Nyayo Stadium)	14 Jun
3:34.43	Hamza DRIOUCH (QAT)	Doha	20 Dec 11	3:44.21	Tim VAN DE VELDE (BEL)	Oordegem-Lede	27 May
3:35.16	Cornelius CHIRCHIR (KEN)	Rieti	3 Sep 00	3:44.4	George Meitamei MANANGOI (KEN)	Nairobi (Nyayo Stadium)	14 Jun
3:35.53	Abdalaati IGUIDER (MAR)	Grosseto (Stadio Zecchini)	15 Jul 04	3:48.05	Darraqh MCELHINNEY (IRL)	Oordegem-Lede	27 May
3:35.54	Geoffrey Kibet BARUSEI (KEN)	Gaborone	13 May 11	3:48.61	Yeóryios-Panayiótis MILIARÁS (GRE)	Oordegem-Lede	27 May
3:35.55	Isaac Kiprono SONGOK (KEN)	Leverkusen	26 Aug 01	3:48.76	Belete MEKONEN (ETH)	Assela (Green Stadium)	18 Jun
3:35.80	Benson Marrianyi ESHO (KEN)	rosseto (Stadio Zecchini)	15 Jul 04	3:48.80	Jackson SHARP (AUS)	Sydney (SOPAC)	4 Feb
3:36.15	Hillary Cheruiyot NGETICH (KEN)	(Sports Park Mladost)	4 Sep 12	3:48.81	Oussama CHERRAD (ALG)	Alger (SAT0)	22 Apr
3:36.38	Kumari TAKI (KEN)	Cali (Pascual Guerrero)	17 Jul 15	3:48.95	Charaf ZAHIR (MAR)	Rabat (Prince Moulay Abdellah)	17 May



# RESULTS



## 3000 Metres Boys - Final

RECORDS	RESULT	NAME	COUNTRY	AGE	VENUE	DATE
World U18 Best	<b>WU18B</b>	7:32.37 Abreham CHERKOS	ETH	17	Lausanne (Pontaise)	11 Jul 2006
Championship Record	<b>CR</b>	7:40.10 William Malel SITONIK	KEN	17	Lille	10 Jul 2011
World U18 Leading	<b>WU18L</b>	7:43.73 Jacob KIPLIMO	UGA	17	Doha (Hamad Bin Suhaim)	5 May 2017

16 July 2017 16:24 START TIME 25° C 47 %  
TEMPERATURE HUMIDITY

PLACE	BIB	NAME	COUNTRY	DATE OF BIRTH	ORDER	RESULT
1	228	Selemon BAREGA	ETH	20 Jan 00	3	7:47.16 <b>PB</b>
2	346	Edward ZAKAYO	KEN	25 Nov 01	5	7:49.17 <b>PB</b>
3	344	Stanley Mburu WAITHAKA	KEN	9 Apr 00	11	7:50.64 <b>PB</b>
4	237	Milkesa MENGESHA	ETH	16 Apr 00	2	7:55.29 <b>PB</b>
5	490	Oscar CHELIMO	UGA	12 Dec 01	9	8:17.57
6	134	Léonce BUKURU	BDI	14 May 01	13	8:24.59
7	218	Meron GOITOM	ERI	30 Mar 01	12	8:31.24
8	324	Sharif ELATAWNEH	JOR	20 Aug 00	7	8:31.99 <b>PB</b>
9	497	Titus Given KWEMOI	UGA	8 May 00	1	8:37.71
10	174	Zelang TAO	CHN	26 Jul 00	10	8:43.82
11	366	Fouad MESSAOUDI	MAR	7 Jan 01	4	8:57.18
12	136	Belmin MRKANOVIC	BIH	12 Jan 00	6	9:30.92
518		Noor Aldeen AL-HUMAIIDHA	YEM	4 Jun 00	8	DNF
219		Bereket MICHAEL	ERI	31 Dec 00	14	DQ 163.2(b)
102		Saber ABED	ALG	22 Feb 00	15	DNS

**NOTE** IAAF Rule 163.2(b) - Jostling / Obstruction

INTERMEDIATE TIMES	1000m	2000m
	237 Milkesa MENGESHA	2:39.27
	346 Edward ZAKAYO	5:20.56

ALL-TIME OUTDOOR TOP LIST				SEASON OUTDOOR TOP LIST			
RESULT	NAME	VENUE	DATE	RESULT	NAME	VENUE	2017
7:32.37	Abreham CHERKOS (ETH)	Lausanne (Pontaise)	11 Jul 06	7:43.73	Jacob KIPLIMO (UGA)	Doha (Hamad Bin Suhaim)	5 May
7:36.28	Yomif KEJELCHA (ETH)	Ostrava (Mestský Stadion)	17 Jun 14	7:47.16	Selemon BAREGA (ETH)	Nairobi	16 Jul
7:36.82	Augustine Kiprono CHOGE (KEN)	Rieti	5 Sep 04	7:49.17	Edward ZAKAYO (KEN)	Nairobi	16 Jul
7:39.22	Hillary CHENONGE (KEN)	Bruxelles	30 Aug 02	7:50.64	Stanley Mburu WAITHAKA (KEN)	Nairobi	16 Jul
7:40.10	William Malel SITONIK (KEN)	Lille	10 Jul 11	7:55.29	Milkesa MENGESHA (ETH)	Nairobi	16 Jul
7:40.47	Patrick Mutunqa MWIKYA (KEN)	Lille	10 Jul 11	8:00.21	Tim VAN DE VELDE (BEL)	Herentals	1 May
7:40.89	Abrar OSMAN (ERI)	Lille	10 Jul 11	8:06.0	Leonard Kipkemoi BETT (KEN)	Eldoret (Kipchoge Keino)	25 May
7:41.38	Japhet Kipyegon KORIR (KEN)	Lille (Naimette-Xhovémont)	13 Jul 10	8:06.37	Edwin KOSKEI (KEN)	Dar es Salaam	13 May
7:42.10	Solomon DEKSISA (ETH)	Lille	10 Jul 11	8:08.09	Oscar CHELIMO (UGA)	Nairobi	13 Jul
7:42.30	Bado WORKU (ETH)	Rieti	28 Aug 05	8:08.88	Meron GOITOM (ERI)	Nairobi	13 Jul



# RACE ANALYSIS



## 3000 Metres Boys - Final

16 July 2017 16:24 START TIME 25° C TEMPERATURE 47 % HUMIDITY

PLACE	BIB	NAME	COUNTRY	DATE of BIRTH	RESULT
		<b>1000m</b>			
		<b>2000m</b>			
<b>1</b>	228	<b>Selemon BAREGA</b>	ETH	20 Jan 00	<b>7:47.16</b> <span>PB</span>
		2:39.46 (2) 5:20.67 (2) 2:41.21 (3) 2:26.49 (1)			
<b>2</b>	346	<b>Edward ZAKAYO</b>	KEN	25 Nov 01	<b>7:49.17</b> <span>PB</span>
		2:39.57 (3) <b>5:20.56</b> (1) 2:40.99 (2) 2:28.61 (2)			
<b>3</b>	344	<b>Stanley Mburu WAITHAKA</b>	KEN	9 Apr 00	<b>7:50.64</b> <span>PB</span>
		2:39.92 (6) 5:20.84 (4) 2:40.92 (1) 2:29.80 (3)			
<b>4</b>	237	<b>Milkesa MENGESHA</b>	ETH	16 Apr 00	<b>7:55.29</b> <span>PB</span>
		<b>2:39.27</b> (1) 5:20.81 (3) 2:41.54 (4) 2:34.48 (4)			
<b>5</b>	490	<b>Oscar CHELIMO</b>	UGA	12 Dec 01	<b>8:17.57</b>
		2:39.96 (7) 5:22.02 (5) 2:42.06 (5) 2:55.55 (7)			
<b>6</b>	134	<b>Léonce BUKURU</b>	BDI	14 May 01	<b>8:24.59</b>
		2:40.18 (8) 5:29.46 (6) 2:49.28 (7) 2:55.13 (6)			
<b>7</b>	218	<b>Meron GOITOM</b>	ERI	30 Mar 01	<b>8:31.24</b>
		2:39.72 (5) 5:36.60 (11) 2:56.88 (11) 2:54.64 (5)			
<b>8</b>	324	<b>Sharif ELATAWNEH</b>	JOR	20 Aug 00	<b>8:31.99</b> <span>PB</span>
		2:49.00 (13) 5:36.09 (8) 2:47.09 (6) 2:55.90 (8)			
<b>9</b>	497	<b>Titus Given KWEMOI</b>	UGA	8 May 00	<b>8:37.71</b>
		2:40.85 (9) 5:36.42 (10) 2:55.57 (10) 3:01.29 (11)			
<b>10</b>	174	<b>Zelang TAO</b>	CHN	26 Jul 00	<b>8:43.82</b>
		2:48.73 (12) 5:45.63 (12) 2:56.90 (12) 2:58.19 (10)			
<b>11</b>	366	<b>Fouad MESSAOUDI</b>	MAR	7 Jan 01	<b>8:57.18</b>
		2:45.76 (10) 5:36.35 (9) 2:50.59 (9) 3:20.83 (12)			
<b>12</b>	136	<b>Belmin MRKANOVIC</b>	BIH	12 Jan 00	<b>9:30.92</b>
		2:50.76 (14) 6:02.49 (13) 3:11.73 (13) 3:28.43 (13)			
	518	<b>Noor Aldeen AL-HUMAIIDHA</b>	YEM	4 Jun 00	<b>DNF</b>
		2:48.52 (11)			
	219	<b>Bereket MICHAEL</b>	ERI	31 Dec 00	<b>DQ</b> 163.2(b)
		2:39.70 (4) 5:29.48 (7) 2:49.78 (8) 2:56.57 (9)			
	102	<b>Saber ABED</b>	ALG	22 Feb 00	<b>DNS</b>

**NOTE** IAAF Rule 163.2(b) - Jostling / Obstruction

# RESULT PROGRESSION



## 3000 Metres Boys - Final

RECORDS	RESULT	NAME	COUNTRY	AGE	VENUE	DATE
World U18 Best	<b>WU18B</b>	7:32.37	Abreham CHERKOS	ETH	17	Lausanne (Pontaise) 11 Jul 2006
Championship Record	<b>CR</b>	7:40.10	William Malet SITONIK	KEN	17	Lille 10 Jul 2011
World U18 Leading	<b>WU18L</b>	7:43.73	Jacob KIPLIMO	UGA	17	Doha (Hamad Bin Suhaim) 5 May 2017

16 July 2017

RANK	BIB	NAME	COUNTRY	DATE of BIRTH	PHASE	HEAT	PLACE	RESULT
1	228	Selemon BAREGA	ETH	20 Jan 00	Final	1	1	<b>7:47.16</b> <b>PB</b>
					Round 1	1	1	<b>7:55.73 Q</b> <b>PB</b>
2	346	Edward ZAKAYO	KEN	25 Nov 01	Final	1	2	<b>7:49.17</b> <b>PB</b>
					Round 1	2	3	<b>8:04.85 Q</b>
3	344	Stanley Mburu WAITHAKA	KEN	9 Apr 00	Final	1	3	<b>7:50.64</b> <b>PB</b>
					Round 1	1	2	<b>7:59.54 Q</b>
4	237	Milkesa MENGESHA	ETH	16 Apr 00	Final	1	4	<b>7:55.29</b> <b>PB</b>
					Round 1	2	4	<b>8:05.87 Q</b> <b>PB</b>
5	490	Oscar CHELIMO	UGA	12 Dec 01	Final	1	5	<b>8:17.57</b>
					Round 1	1	5	<b>8:08.09 Q</b> <b>PB</b>
6	134	Léonce BUKURU	BDI	14 May 01	Final	1	6	<b>8:24.59</b>
					Round 1	1	7	<b>8:16.87 Q</b> <b>PB</b>
7	218	Meron GOITOM	ERI	30 Mar 01	Final	1	7	<b>8:31.24</b>
					Round 1	1	6	<b>8:08.88 Q</b> <b>PB</b>
8	324	Sharif ELATAWNEH	JOR	20 Aug 00	Final	1	8	<b>8:31.99</b> <b>PB</b>
					Round 1	1	12	<b>8:45.59 q</b>
9	497	Titus Given KWEMOI	UGA	8 May 00	Final	1	9	<b>8:37.71</b>
					Round 1	2	10	<b>8:37.67 Q</b>
10	174	Zelang TAO	CHN	26 Jul 00	Final	1	10	<b>8:43.82</b>
					Round 1	1	13	<b>8:47.23 q</b>
11	366	Fouad MESSAOUDI	MAR	7 Jan 01	Final	1	11	<b>8:57.18</b>
					Round 1	1	9	<b>8:34.43 q</b>
12	136	Belmin MRKANOVIC	BIH	12 Jan 00	Final	1	12	<b>9:30.92</b>
					Round 1	2	15	<b>8:50.75 q</b>
518		Noor Aldeen AL-HUMAIIDHA	YEM	4 Jun 00	Final	1		<b>DNF</b>
					Round 1	2	11	<b>8:43.73 Q</b>
219		Bereket MICHAEL	ERI	31 Dec 00	Final	1		<b>DQ</b> 163.2(b)
					Round 1	2	8	<b>8:24.54 Q</b>
102		Saber ABED	ALG	22 Feb 00	Final	1		<b>DNS</b>
					Round 1	2	14	<b>8:49.97 q</b>



**RESULT PROGRESSION**  
**3000 Metres Boys - Final**

13 July 2017

RANK	BIB	NAME	COUNTRY	DATE of BIRTH	PHASE	HEAT	PLACE	RESULT
------	-----	------	---------	---------------	-------	------	-------	--------

**NOTE** IAAF Rule 163.2[b] - Jostling / Obstruction

ALL-TIME OUTDOOR TOP LIST				SEASON OUTDOOR TOP LIST			
RESULT	NAME	VENUE	DATE	RESULT	NAME	VENUE	2017
7:32.37	Abreham CHERKOS (ETH)	Lausanne (Pontaise)	11 Jul 06	7:43.73	Jacob KIPLIMO (UGA)	Doha (Hamad Bin Suhaim)	5 May
7:36.28	Yomif KEJELCHA (ETH)	Ostrava (Mestský Stadion)	17 Jun 14	7:47.16	Selemon BAREGA (ETH)	Nairobi	16 Jul
7:36.82	Auqustine Kiprono CHOGE (KEN)	Rieti	5 Sep 04	7:49.17	Edward ZAKAYO (KEN)	Nairobi	16 Jul
7:39.22	Hillary CHENONGE (KEN)	Bruxelles	30 Aug 02	7:50.64	Stanley Mburu WAITHAKA (KEN)	Nairobi	16 Jul
7:40.10	William Malel SITONIK (KEN)	Lille	10 Jul 11	7:55.29	Milkesa MENGESHA (ETH)	Nairobi	16 Jul
7:40.47	Patrick Mutunga MWIKYA (KEN)	Lille	10 Jul 11	8:00.21	Tim VAN DE VELDE (BEL)	Herentals	1 May
7:40.89	Abrar OSMAN (ERI)	Lille	10 Jul 11	8:06.0	Leonard Kipkemoi BETT (KEN)	Eldoret (Kipchoge Keino)	25 May
7:41.38	Japhet Kipyegon KORIR (KEN)	je (Naimette-Xhovémont)	13 Jul 10	8:06.37	Edwin KOSKEI (KEN)	Dar es Salaam	13 May
7:42.10	Solomon DEKSISA (ETH)	Lille	10 Jul 11	8:08.09	Oscar CHELIMO (UGA)	Nairobi	13 Jul
7:42.30	Bado WORKU (ETH)	Rieti	28 Aug 05	8:08.88	Meron GOITOM (ERI)	Nairobi	13 Jul



# SUMMARY



## 3000 Metres Boys - Round 1

First 5 in each heat (Q) and the next 5 fastest (q) advance to the Final

RECORDS	RESULT	NAME	COUNTRY	AGE	VENUE	DATE
World U18 Best	<b>WU18B</b>	7:32.37 Abreham CHERKOS	ETH	17	Lausanne (Pontaise)	11 Jul 2006
Championship Record	<b>CR</b>	7:40.10 William Malel SITONIK	KEN	17	Lille	10 Jul 2011
World U18 Leading	<b>WU18L</b>	7:43.73 Jacob KIPLIMO	UGA	17	Doha (Hamad Bin Suhaim)	5 May 2017

13 July 2017

RANK	PLACE	HEAT	BIB	NAME	COUNTRY	DATE of BIRTH	RESULT	
1	1	1	228	Selemon BAREGA	ETH	20 Jan 00	<b>7:55.73</b>	Q <b>PB</b>
2	2	1	344	Stanley Mburu WAITHAKA	KEN	9 Apr 00	<b>7:59.54</b>	Q
3	1	2	346	Edward ZAKAYO	KEN	25 Nov 01	<b>8:04.85</b>	Q
4	2	2	237	Milkesa MENGESHA	ETH	16 Apr 00	<b>8:05.87</b>	Q <b>PB</b>
5	3	1	490	Oscar CHELIMO	UGA	12 Dec 01	<b>8:08.09</b>	Q <b>PB</b>
6	4	1	218	Meron GOITOM	ERI	30 Mar 01	<b>8:08.88</b>	Q <b>PB</b>
7	5	1	134	Léonce BUKURU	BDI	14 May 01	<b>8:16.87</b>	Q <b>PB</b>
8	3	2	219	Bereket MICHAEL	ERI	31 Dec 00	<b>8:24.54</b>	Q
9	6	1	366	Fouad MESSAOUDI	MAR	7 Jan 01	<b>8:34.43</b>	q
10	4	2	497	Titus Given KWEMOI	UGA	8 May 00	<b>8:37.67</b>	Q
11	5	2	518	Noor Aldeen AL-HUMAIKHA	YEM	4 Jun 00	<b>8:43.73</b>	Q
12	7	1	324	Sharif ELATAWNEH	JOR	20 Aug 00	<b>8:45.59</b>	q
13	8	1	174	Zelang TAO	CHN	26 Jul 00	<b>8:47.23</b>	q
14	6	2	102	Saber ABED	ALG	22 Feb 00	<b>8:49.97</b>	q
15	7	2	136	Belmin MRKANOVIC	BIH	12 Jan 00	<b>8:50.75</b>	q
16	9	1	110	Yazid SLIM	ALG	17 Jun 00	<b>8:55.09</b>	
17	10	1	474	Ayetullah ASLANHAN	TUR	1 Jan 01	<b>8:59.75</b>	
18	8	2	458	Kbashi Mohamedkhir AHMED	SUD	12 Jan 01	<b>9:00.99</b>	
19	9	2	309	Zemenu MUCHIE	ISR	5 Dec 00	<b>9:01.06</b>	
20	10	2	209	Oliver BJØRSLEV	DEN	7 Jul 00	<b>9:04.81</b>	
21	11	2	486	Muhammed Taha TANAS	TUR	21 Feb 00	<b>9:26.37</b>	

ALL-TIME OUTDOOR TOP LIST				SEASON OUTDOOR TOP LIST			
RESULT	NAME	VENUE	DATE	RESULT	NAME	VENUE	2017
7:32.37	Abreham CHERKOS (ETH)	Lausanne (Pontaise)	11 Jul 06	7:43.73	Jacob KIPLIMO (UGA)	Doha (Hamad Bin Suhaim)	5 May
7:36.28	Yomif KEJELCHA (ETH)	Ostrava (Mestský Stadion)	17 Jun 14	7:53.8	Edward ZAKAYO (KEN)	Nairobi (Nyayo Stadium)	14 Jun
7:36.82	Augustine Kiprono CHOGE (KEN)	Rieti	5 Sep 04	7:55.73	Selemon BAREGA (ETH)	Nairobi	13 Jul
7:39.22	Hillary CHENONGE (KEN)	Bruxelles	30 Aug 02	7:56.0	Stanley Mburu WAITHAKA (KEN)	Nairobi (Nyayo Stadium)	14 Jun
7:40.10	William Malel SITONIK (KEN)	Lille	10 Jul 11	8:00.21	Tim VAN DE VELDE (BEL)	Herentals	1 May
7:40.47	Patrick Mutunqa MWIKYA (KEN)	Lille	10 Jul 11	8:05.87	Milkesa MENGESHA (ETH)	Nairobi	13 Jul
7:40.89	Abrar OSMAN (ERI)	Lille	10 Jul 11	8:06.0	Leonard Kipkemai BETT (KEN)	Eldoret (Kipchoge Keino)	25 May
7:41.38	Japhet Kipyegon KORIR (KEN)	je (Naimette-Xhovémont)	13 Jul 10	8:06.37	Edwin KOSKEI (KEN)	Dar es Salaam	13 May
7:42.10	Solomon DEKSISA (ETH)	Lille	10 Jul 11	8:08.09	Oscar CHELIMO (UGA)	Nairobi	13 Jul
7:42.30	Bado WORKU (ETH)	Rieti	28 Aug 05	8:08.88	Meron GOITOM (ERI)	Nairobi	13 Jul

# RACE ANALYSIS



## 3000 Metres Boys - Round 1

First 5 in each heat (Q) and the next 5 fastest (q) advance to the Final

**Heat 2** **2**

13 July 2017 10:04 START TIME

16° C TEMPERATURE 88 % HUMIDITY

PLACE	BIB	NAME	COUNTRY	DATE of BIRTH	RESULT
<b>1000m</b>		<b>2000m</b>			
<b>1</b>	346	<b>Edward ZAKAYO</b>	KEN	25 Nov 01	<b>8:04.85</b>
		2:51.80 (1) 5:33.31 (1) 2:41.51 (3) 2:31.54 (1)			
<b>2</b>	237	<b>Milkesa MENGESHA</b>	ETH	16 Apr 00	<b>8:05.87</b> <b>PB</b>
		2:51.98 (2) 5:33.43 (2) 2:41.45 (2) 2:32.44 (2)			
<b>3</b>	219	<b>Bereket MICHAEL</b>	ERI	31 Dec 00	<b>8:24.54</b>
		2:52.18 (4) 5:33.55 (3) 2:41.37 (1) 2:50.99 (3)			
<b>4</b>	497	<b>Titus Given KWEMOI</b>	UGA	8 May 00	<b>8:37.67</b>
		2:52.31 (5) 5:38.29 (4) 2:45.98 (4) 2:59.38 (7)			
<b>5</b>	518	<b>Noor Aldeen AL-HUMAIHDA</b>	YEM	4 Jun 00	<b>8:43.73</b>
		2:53.06 (8) 5:45.87 (5) 2:52.81 (5) 2:57.86 (5)			
<b>6</b>	102	<b>Saber ABED</b>	ALG	22 Feb 00	<b>8:49.97</b>
		2:52.04 (3) 5:50.77 (6) 2:58.73 (6) 2:59.20 (6)			
<b>7</b>	136	<b>Belmin MRKANOVIC</b>	BIH	12 Jan 00	<b>8:50.75</b>
		2:53.18 (9) 5:53.93 (8) 3:00.75 (7) 2:56.82 (4)			
<b>8</b>	458	<b>Kbashi Mohamedkhir AHMED</b>	SUD	12 Jan 01	<b>9:00.99</b>
		2:52.64 (6) 5:53.71 (7) 3:01.07 (8) 3:07.28 (10)			
<b>9</b>	309	<b>Zemenu MUCHIE</b>	ISR	5 Dec 00	<b>9:01.06</b>
		2:53.83 (10) 5:59.64 (10) 3:05.81 (11) 3:01.42 (8)			
<b>10</b>	209	<b>Oliver BJØRSLEV</b>	DEN	7 Jul 00	<b>9:04.81</b>
		2:54.42 (11) 6:00.05 (11) 3:05.63 (10) 3:04.76 (9)			
<b>11</b>	486	<b>Muhammed Taha TANAS</b>	TUR	21 Feb 00	<b>9:26.37</b>
		2:52.67 (7) 5:55.73 (9) 3:03.06 (9) 3:30.64 (11)			

# RESULTS



## 3000 Metres Boys - Round 1

First 5 in each heat (Q) and the next 5 fastest (q) advance to the Final

RECORDS	RESULT	NAME	COUNTRY	AGE	VENUE	DATE
World U18 Best	<b>WU18B</b>	7:32.37	Abreham CHERKOS	ETH	17	Lausanne (Pontaise) 11 Jul 2006
Championship Record	<b>CR</b>	7:40.10	William Malel SITONIK	KEN	17	Lille 10 Jul 2011
World U18 Leading	<b>WU18L</b>	7:43.73	Jacob KIPLIMO	UGA	17	Doha (Hamad Bin Suhaim) 5 May 2017

### Heat 1

2

13 July 2017 09:49 START TIME

15° C TEMPERATURE 94% HUMIDITY

PLACE	BIB	NAME	COUNTRY	DATE OF BIRTH	ORDER	RESULT	
1	228	Selemon BAREGA	ETH	20 Jan 00	7	7:55.73	Q <b>PB</b>
2	344	Stanley Mburu WAITHAKA	KEN	9 Apr 00	1	7:59.54	Q
3	490	Oscar CHELIMO	UGA	12 Dec 01	8	8:08.09	Q <b>PB</b>
4	218	Meron GOITOM	ERI	30 Mar 01	5	8:08.88	Q <b>PB</b>
5	134	Léonce BUKURU	BDI	14 May 01	6	8:16.87	Q <b>PB</b>
6	366	Fouad MESSAOUDI	MAR	7 Jan 01	9	8:34.43	q
7	324	Sharif ELATAWNEH	JOR	20 Aug 00	10	8:45.59	q
8	174	Zelang TAO	CHN	26 Jul 00	2	8:47.23	q
9	110	Yazid SLIM	ALG	17 Jun 00	3	8:55.09	
10	474	Ayetullah ASLANHAN	TUR	1 Jan 01	4	8:59.75	

INTERMEDIATE TIMES	1000m	228 Selemon BAREGA	2:38.74
	2000m	228 Selemon BAREGA	5:21.66

### Heat 2

2

13 July 2017 10:04 START TIME

16° C TEMPERATURE 88% HUMIDITY

PLACE	BIB	NAME	COUNTRY	DATE OF BIRTH	ORDER	RESULT	
1	346	Edward ZAKAYO	KEN	25 Nov 01	1	8:04.85	Q
2	237	Milkesa MENGESHA	ETH	16 Apr 00	3	8:05.87	Q <b>PB</b>
3	219	Bereket MICHAEL	ERI	31 Dec 00	10	8:24.54	Q
4	497	Titus Given KWEMOI	UGA	8 May 00	9	8:37.67	Q
5	518	Noor Aldeen AL-HUMAIIDHA	YEM	4 Jun 00	7	8:43.73	Q
6	102	Saber ABED	ALG	22 Feb 00	2	8:49.97	q
7	136	Belmin MRKANOVIC	BIH	12 Jan 00	4	8:50.75	q
8	458	Kbashi Mohamedkhir AHMED	SUD	12 Jan 01	5	9:00.99	
9	309	Zemenu MUCHIE	ISR	5 Dec 00	11	9:01.06	
10	209	Oliver BJØRSLEV	DEN	7 Jul 00	6	9:04.81	
11	486	Muhammed Taha TANAS	TUR	21 Feb 00	8	9:26.37	

INTERMEDIATE TIMES	1000m	346 Edward ZAKAYO	2:51.80
	2000m	346 Edward ZAKAYO	5:33.31

ALL-TIME OUTDOOR TOP LIST				SEASON OUTDOOR TOP LIST			
RESULT	NAME	VENUE	DATE	RESULT	NAME	VENUE	2017
7:32.37	Abreham CHERKOS (ETH)	Lausanne (Pontaise)	11 Jul 06	7:43.73	Jacob KIPLIMO (UGA)	Doha (Hamad Bin Suhaim)	5 May
7:36.28	Yomif KEJELCHA (ETH)	Ostrava (Mestský Stadion)	17 Jun 14	7:53.8	Edward ZAKAYO (KEN)	Nairobi (Nyayo Stadium)	14 Jun
7:36.82	Augustine Kiprono CHOGE (KEN)	Rieti	5 Sep 04	7:55.73	Selemon BAREGA (ETH)	Nairobi	13 Jul
7:39.22	Hillary CHENONGE (KEN)	Bruxelles	30 Aug 02	7:56.0	Stanley Mburu WAITHAKA (KEN)	Nairobi (Nyayo Stadium)	14 Jun
7:40.10	William Malel SITONIK (KEN)	Lille	10 Jul 11	8:00.21	Tim VAN DE VELDE (BEL)	Herentals	1 May
7:40.47	Patrick Mutunqa MWIKYA (KEN)	Lille	10 Jul 11	8:05.87	Milkesa MENGESHA (ETH)	Nairobi	13 Jul
7:40.89	Abrar OSMAN (ERI)	Lille	10 Jul 11	8:06.0	Leonard Kipkemai BETT (KEN)	Eldoret (Kipchoge Keino)	25 May
7:41.38	Japhet Kipyegon KORIR (KEN)	ἁ (Naimette-Xhovémont)	13 Jul 10	8:06.37	Edwin KOSKEI (KEN)	Dar es Salaam	13 May
7:42.10	Solomon DEKSISA (ETH)	Lille	10 Jul 11	8:08.09	Oscar CHELIMO (UGA)	Nairobi	13 Jul
7:42.30	Bado WORKU (ETH)	Rieti	28 Aug 05	8:08.88	Meron GOITOM (ERI)	Nairobi	13 Jul



# RESULTS



## 2000 Metres Steeplechase Boys - Final

RECORDS	RESULT	NAME	COUNTRY	AGE	VENUE	DATE
World U18 Best	<b>WU18B</b>	5:19.99 Meresa KAHSAY	ETH	17	Donetsk	12 Jul 2013
Championship Record	<b>CR</b>	5:19.99 Meresa KAHSAY	ETH	17	Donetsk	12 Jul 2013
World U18 Leading	<b>WU18L</b>	5:28.52 Leonard Kipkemoi BETT	KEN	17	Nairobi (Nyayo Stadium)	14 Jun 2017

16 July 2017 17:12 START TIME 26° C TEMPERATURE 47 % HUMIDITY

PLACE	BIB	NAME	COUNTRY	DATE of BIRTH	ORDER	RESULT
1	325	Leonard Kipkemoi BETT	KEN	3 Nov 00	1	5:32.52
2	334	Cleophas Kandie MEYAN	KEN	14 Aug 00	12	5:33.07 <b>PB</b>
3	234	Alemu KITESSA	ETH	28 Dec 00	15	5:42.10
4	231	Girma DIRIBA	ETH	17 Jul 00	3	5:45.77
5	487	Murat YALÇINKAYA	TUR	6 Jan 00	6	5:49.27 <b>PB</b>
6	253	Saba KHVICHAVA	GEO	18 Apr 00	8	5:52.64 <b>PB</b>
7	495	Joel KIPLANGAT	UGA	7 May 01	10	5:55.25 <b>PB</b>
8	368	Hamza SEKHMANI	MAR	31 Jan 01	5	5:56.70
9	104	Hamdani BENAHMED	ALG	18 May 01	2	5:58.11
10	397	Mohammed AL-SULEIMANI	OMA	29 Mar 01	11	5:59.72
11	430	Robert DE VILLIERS	RSA	4 Mar 00	13	6:05.23
12	411	Aleksander WIACEK	POL	2 Jul 00	7	6:06.22
13	482	Anil KALAYCI	TUR	31 May 00	9	6:07.85
14	222	Toni BAÑOS	ESP	12 Apr 00	14	6:15.32
	472	Aziz JDAY	TUN	30 May 00	4	DQ 163.3(b)

**NOTE** IAAF Rule 163.3(b) - Infringement of the inside border

**INTERMEDIATE TIMES** 1000m 334 Cleophas Kandie MEYAN 2:49.90

ALL-TIME OUTDOOR TOP LIST				SEASON OUTDOOR TOP LIST			
RESULT	NAME	VENUE	DATE	RESULT	NAME	VENUE	2017
5:19.99	Meresa KAHSAY (ETH)	Donetsk	12 Jul 13	5:28.52	Leonard Kipkemoi BETT (KEN)	Nairobi (Nyayo Stadium)	14 Jun
5:20.92	Nicholas Kiptonui BETT (KEN)	Donetsk	12 Jul 13	5:33.07	Cleophas Kandie MEYAN (KEN)	Nairobi	16 Jul
5:21.36	Nabil OUHADDI (MAR)	Rabat	16 Jul 06	5:38.72	Alemu KITESSA (ETH)	Assela (Green Stadium)	15 Jun
5:24.69	Abel Kiprop MUTAI (KEN) arrakech (Sidi Youssef Ben Ali)		15 Jul 05	5:41.46	Girma DIRIBA (ETH)	Assela (Green Stadium)	15 Jun
5:24.87	Bislake Kipkorir KIPLAGAT (KEN) (Sidi Youssef Ben Ali)		15 Jul 05	5:48.06	Robert DE VILLIERS (RSA)	Cape Town (Green Point)	7 Apr
5:25.33	Hillary Kipsang YEGO (KEN)	Bressanone	12 Jul 09	5:49.27	Murat YALÇINKAYA (TUR)	Nairobi	16 Jul
5:26.52	Abdelqhani AÏT BAHMAD (MAR) :h (Sidi Youssef Ben Ali)		15 Jul 05	5:52.25	Aleksander WIACEK (POL)	Warszawa (AZS-AWF)	25 Jun
5:26.59	Peter Kibet LAGAT (KEN)	Bressanone	12 Jul 09	5:52.33	Oleboqenq MOREMI (RSA)	Durban (Kings Park)	30 Mar
5:27.17	Vincent Kipyegon RUTO (KEN) Nairobi (Nyayo Stadium)		17 Jun 15	5:52.45	Ayoub BASRAOUI (MAR)	Rabat (Prince Moulay Abdellah)	17 May
5:27.64	Ronald Kipchumba RUTTO (KEN) Naimette-Xhovémont)		2 Sep 03	5:52.57	Hamza SEKHMANI (MAR)	Sidi Kacem	14 May





# RESULT PROGRESSION



## 2000 Metres Steeplechase Boys - Final

RECORDS	RESULT	NAME	COUNTRY	AGE	VENUE	DATE
World U18 Best	<b>WU18B</b>	5:19.99	Meresa KAHSAY	ETH	17	Donetsk 12 Jul 2013
Championship Record	<b>CR</b>	5:19.99	Meresa KAHSAY	ETH	17	Donetsk 12 Jul 2013
World U18 Leading	<b>WU18L</b>	5:28.52	Leonard Kipkemoi BETT	KEN	17	Nairobi (Nyayo Stadium) 14 Jun 2017

16 July 2017

RANK	BIB	NAME	COUNTRY	DATE of BIRTH	PHASE	HEAT	PLACE	RESULT
1	325	Leonard Kipkemoi BETT	KEN	3 Nov 00	Final	1	1	<b>5:32.52</b>
					Round 1	2	1	<b>5:46.66 Q</b>
2	334	Cleophas Kandie MEYAN	KEN	14 Aug 00	Final	1	2	<b>5:33.07</b> <b>PB</b>
					Round 1	1	4	<b>5:51.83 Q</b>
3	234	Alemu KITESSA	ETH	28 Dec 00	Final	1	3	<b>5:42.10</b>
					Round 1	1	3	<b>5:49.79 Q</b>
4	231	Girma DIRIBA	ETH	17 Jul 00	Final	1	4	<b>5:45.77</b>
					Round 1	2	2	<b>5:47.86 Q</b>
5	487	Murat YALÇINKAYA	TUR	6 Jan 00	Final	1	5	<b>5:49.27</b> <b>PB</b>
					Round 1	1	6	<b>5:54.33 Q</b> <b>PB</b>
6	253	Saba KHVICHAVA	GEO	18 Apr 00	Final	1	6	<b>5:52.64</b> <b>PB</b>
					Round 1	2	7	<b>5:56.21 Q</b>
7	495	Joel KIPLANGAT	UGA	7 May 01	Final	1	7	<b>5:55.25</b> <b>PB</b>
					Round 1	1	9	<b>5:56.54 Q</b>
8	368	Hamza SEKHMANI	MAR	31 Jan 01	Final	1	8	<b>5:56.70</b>
					Round 1	2	8	<b>5:56.50 Q</b>
9	104	Hamdani BENAHMED	ALG	18 May 01	Final	1	9	<b>5:58.11</b>
					Round 1	2	13	<b>6:06.57 q</b>
10	397	Mohammed AL-SULEIMANI	OMA	29 Mar 01	Final	1	10	<b>5:59.72</b>
					Round 1	1	10	<b>5:58.89 Q</b> <b>PB</b>
11	430	Robert DE VILLIERS	RSA	4 Mar 00	Final	1	11	<b>6:05.23</b>
					Round 1	2	11	<b>5:59.82 q</b>
12	411	Aleksander WIACEK	POL	2 Jul 00	Final	1	12	<b>6:06.22</b>
					Round 1	1	12	<b>6:00.34 q</b>
13	482	Anil KALAYCI	TUR	31 May 00	Final	1	13	<b>6:07.85</b>
					Round 1	2	5	<b>5:52.64 Q</b> <b>PB</b>
14	222	Toni BAÑOS	ESP	12 Apr 00	Final	1	14	<b>6:15.32</b>
					Round 1	1	15	<b>6:13.28 q</b>
472	Aziz JDAY	TUN	30 May 00	Final	1		<b>DQ</b> 163.3(b)	
				Round 1	1	14	<b>6:09.85 q</b>	

**RESULT PROGRESSION**  
**2000 Metres Steeplechase Boys - Final**

14 July 2017

RANK	BIB	NAME	COUNTRY	DATE of BIRTH	PHASE	HEAT	PLACE	RESULT
------	-----	------	---------	---------------	-------	------	-------	--------

**NOTE** IAAF Rule 163.3[b] - Infringement of the inside border

**ALL-TIME OUTDOOR TOP LIST**

RESULT	NAME	VENUE	DATE
5:19.99	Meresa KAHSAY (ETH)	Donetsk	12 Jul 13
5:20.92	Nicholas Kiptonui BETT (KEN)	Donetsk	12 Jul 13
5:21.36	Nabil OUHADDI (MAR)	Rabat	16 Jul 06
5:24.69	Abel Kiprop MUTAI (KEN)	arrakech (Sidi Youssef Ben Ali)	15 Jul 05
5:24.87	Bislake Kipkorir KIPLAGAT (KEN)	(Sidi Youssef Ben Ali)	15 Jul 05
5:25.33	Hillary Kipsang YEGO (KEN)	Bressanone	12 Jul 09
5:26.52	Abdelghani AÏT BAHMAD (MAR)	ch (Sidi Youssef Ben Ali)	15 Jul 05
5:26.59	Peter Kibet LAGAT (KEN)	Bressanone	12 Jul 09
5:27.17	Vincent Kipyegon RUTO (KEN)	Nairobi (Nyayo Stadium)	17 Jun 15
5:27.64	Ronald Kipchumba RUTTO (KEN)	Naimette-Xhovémont	2 Sep 03

**SEASON OUTDOOR TOP LIST**

RESULT	NAME	VENUE	2017
5:28.52	Leonard Kipkemoi BETT (KEN)	Nairobi (Nyayo Stadium)	14 Jun
5:33.07	Cleophas Kandie MEYAN (KEN)	Nairobi	16 Jul
5:38.72	Alemu KITESSA (ETH)	Assela (Green Stadium)	15 Jun
5:41.46	Girma DIRIBA (ETH)	Assela (Green Stadium)	15 Jun
5:48.06	Robert DE VILLIERS (RSA)	Cape Town (Green Point)	7 Apr
5:49.27	Murat YALÇINKAYA (TUR)	Nairobi	16 Jul
5:52.25	Aleksander WIACEK (POL)	Warszawa (AZS-AWF)	25 Jun
5:52.33	Olebogeng MOREMI (RSA)	Durban (Kings Park)	30 Mar
5:52.45	Ayoub BASRAOUI (MAR)	Rabat (Prince Moulay Abdellah)	17 May
5:52.57	Hamza SEKHMANI (MAR)	Sidi Kacem	14 May



# SUMMARY



## 2000 Metres Steeplechase Boys - Round 1

First 5 in each heat (Q) and the next 5 fastest (q) advance to the Final

RECORDS	RESULT	NAME	COUNTRY	AGE	VENUE	DATE
World U18 Best	<b>WU18B</b>	5:19.99 Meresa KAHSAY	ETH	17	Donetsk	12 Jul 2013
Championship Record	<b>CR</b>	5:19.99 Meresa KAHSAY	ETH	17	Donetsk	12 Jul 2013
World U18 Leading	<b>WU18L</b>	5:28.52 Leonard Kipkemoi BETT	KEN	17	Nairobi (Nyayo Stadium)	14 Jun 2017

14 July 2017

RANK	PLACE	HEAT	BIB	NAME	COUNTRY	DATE of BIRTH	RESULT	
1	1	2	325	Leonard Kipkemoi BETT	KEN	3 Nov 00	<b>5:46.66</b>	<b>Q</b>
2	2	2	231	Girma DIRIBA	ETH	17 Jul 00	<b>5:47.86</b>	<b>Q</b>
3	1	1	234	Alemu KITESSA	ETH	28 Dec 00	<b>5:49.79</b>	<b>Q</b>
4	2	1	334	Cleophas Kandie MEYAN	KEN	14 Aug 00	<b>5:51.83</b>	<b>Q</b>
5	3	2	482	Anil KALAYCI	TUR	31 May 00	<b>5:52.64</b>	<b>Q</b> <b>PB</b>
6	3	1	487	Murat YALÇINKAYA	TUR	6 Jan 00	<b>5:54.33</b>	<b>Q</b> <b>PB</b>
7	4	2	253	Saba KHVICHAVA	GEO	18 Apr 00	<b>5:56.21</b>	<b>Q</b>
8	5	2	368	Hamza SEKHMANI	MAR	31 Jan 01	<b>5:56.50</b>	<b>Q</b>
9	4	1	495	Joel KIPLANGAT	UGA	7 May 01	<b>5:56.54</b>	<b>Q</b>
10	5	1	397	Mohammed AL-SULEIMANI	OMA	29 Mar 01	<b>5:58.89</b>	<b>Q</b> <b>PB</b>
11	6	2	430	Robert DE VILLIERS	RSA	4 Mar 00	<b>5:59.82</b>	<b>q</b>
12	6	1	411	Aleksander WIACEK	POL	2 Jul 00	<b>6:00.34</b>	<b>q</b>
13	7	2	104	Hamdani BENAHMED	ALG	18 May 01	<b>6:06.57</b>	<b>q</b>
14	7	1	472	Aziz JDAY	TUN	30 May 00	<b>6:09.85</b>	<b>q</b>
15	8	1	222	Toni BAÑOS	ESP	12 Apr 00	<b>6:13.28</b>	<b>q</b>
16	9	1	362	Ayoub BASRAOUI	MAR	24 Jan 00	<b>6:14.44</b>	
17	8	2	491	Vincent CHEMUTAI	UGA	6 Aug 01	<b>6:15.15</b>	
18	9	2	225	Alex SALAS	ESP	18 Nov 00	<b>6:25.07</b>	
19	10	2	159	Patricio PINTO	CHI	4 Aug 00	<b>6:26.34</b>	
20	10	1	412	Samuel A. MORALES	PUR	1 Aug 00	<b>6:26.92</b>	
21	11	1	101	Akram ABED	ALG	22 Feb 00	<b>6:28.44</b>	
		2	450	Jakob MALI	SLO	9 Mar 00	<b>DQ</b>	163.3(b)
		1	306	Hasan Saad ALASDI	IRQ	1 Jan 00	<b>DQ</b>	163.3(b)
		2	248	Félix LAURENT	FRA	1 Dec 00	<b>DQ</b>	163.3(b)

**NOTE** IAAF Rule 163.3(b) - Infringement of the inside border

ALL-TIME OUTDOOR TOP LIST				SEASON OUTDOOR TOP LIST			
RESULT	NAME	VENUE	DATE	RESULT	NAME	VENUE	2017
5:19.99	Meresha KAHSAY (ETH)	Donetsk	12 Jul 13	5:28.52	Leonard Kipkemoi BETT (KEN)	Nairobi (Nyayo Stadium)	14 Jun
5:20.92	Nicholas Kiptonui BETT (KEN)	Donetsk	12 Jul 13	5:36.2	Cleophas Kandie MEYAN (KEN)	Eldoret (Kipchoge Keino)	26 May
5:21.36	Nabil OUHADDI (MAR)	Rabat	16 Jul 06	5:38.72	Alemu KITESSA (ETH)	Assela (Green Stadium)	15 Jun
5:24.69	Abel Kiproop MUTAI (KEN)	arrakech (Sidi Youssef Ben Ali)	15 Jul 05	5:41.46	Girma DIRIBA (ETH)	Assela (Green Stadium)	15 Jun
5:24.87	Bisluka Kipkorir KIPLAGAT (KEN)	(Sidi Youssef Ben Ali)	15 Jul 05	5:48.06	Robert DE VILLIERS (RSA)	Cape Town (Green Point)	7 Apr
5:25.33	Hillary Kipsanq YEGO (KEN)	Bressanone	12 Jul 09	5:52.25	Aleksander WIACEK (POL)	Warszawa (AZS-AWF)	25 Jun
5:26.52	Abdelqhani AÏT BAHMAD (MAR)	ch (Sidi Youssef Ben Ali)	15 Jul 05	5:52.33	Oleboqenq MOREMI (RSA)	Durban (Kings Park)	30 Mar
5:26.59	Peter Kibet LAGAT (KEN)	Bressanone	12 Jul 09	5:52.45	Ayoub BASRAOUI (MAR)	Rabat (Prince Moulay Abdellah)	17 May
5:27.17	Vincent Kipyegon RUTO (KEN)	Nairobi (Nyayo Stadium)	17 Jun 15	5:52.57	Hamza SEKHMANI (MAR)	Sidi Kacem	14 May
5:27.64	Ronald Kipchumba RUTTO (KEN)	Naimette-Xhovémont)	2 Sep 03	5:52.64	Anil KALAYCI (TUR)	Nairobi	14 Jul

# RESULTS



## 2000 Metres Steeplechase Boys - Round 1

First 5 in each heat (Q) and the next 5 fastest (q) advance to the Final

RECORDS	RESULT	NAME	COUNTRY	AGE	VENUE	DATE
World U18 Best	<b>WU18B</b>	5:19.99	Meresa KAHSAY	ETH	17	Donetsk 12 Jul 2013
Championship Record	<b>CR</b>	5:19.99	Meresa KAHSAY	ETH	17	Donetsk 12 Jul 2013
World U18 Leading	<b>WU18L</b>	5:28.52	Leonard Kipkemoi BETT	KEN	17	Nairobi (Nyayo Stadium) 14 Jun 2017

### Heat 1

2

14 July 2017 09:59 START TIME

16° C TEMPERATURE 82% HUMIDITY

PLACE	BIB	NAME	COUNTRY	DATE OF BIRTH	ORDER	RESULT	
1	234	Alemu KITESSA	ETH	28 Dec 00	10	5:49.79	Q
2	334	Cleophas Kandie MEYAN	KEN	14 Aug 00	11	5:51.83	Q
3	487	Murat YALÇINKAYA	TUR	6 Jan 00	3	5:54.33	Q PB
4	495	Joel KIPLANGAT	UGA	7 May 01	6	5:56.54	Q
5	397	Mohammed AL-SULEIMANI	OMA	29 Mar 01	8	5:58.89	Q PB
6	411	Aleksander WIACEK	POL	2 Jul 00	5	6:00.34	q
7	472	Aziz JDAY	TUN	30 May 00	9	6:09.85	q
8	222	Toni BAÑOS	ESP	12 Apr 00	1	6:13.28	q
9	362	Ayoub BASRAOUI	MAR	24 Jan 00	7	6:14.44	
10	412	Samuel A. MORALES	PUR	1 Aug 00	2	6:26.92	
11	101	Akram ABED	ALG	22 Feb 00	12	6:28.44	
	306	Hasan Saad ALASDI	IRQ	1 Jan 00	4	DQ	163.3(b)

**NOTE** IAAF Rule 163.3(b) - Infringement of the inside border

**INTERMEDIATE TIMES** 1000m 334 Cleophas Kandie MEYAN 2:58.48

### Heat 2

2

14 July 2017 10:12 START TIME

16° C TEMPERATURE 82% HUMIDITY

PLACE	BIB	NAME	COUNTRY	DATE OF BIRTH	ORDER	RESULT	
1	325	Leonard Kipkemoi BETT	KEN	3 Nov 00	6	5:46.66	Q
2	231	Girma DIRIBA	ETH	17 Jul 00	3	5:47.86	Q
3	482	Anil KALAYCI	TUR	31 May 00	2	5:52.64	Q PB
4	253	Saba KHVICHAVA	GEO	18 Apr 00	8	5:56.21	Q
5	368	Hamza SEKHMANI	MAR	31 Jan 01	9	5:56.50	Q
6	430	Robert DE VILLIERS	RSA	4 Mar 00	5	5:59.82	q
7	104	Hamdani BENAHMED	ALG	18 May 01	7	6:06.57	q
8	491	Vincent CHEMUTAI	UGA	6 Aug 01	10	6:15.15	
9	225	Alex SALAS	ESP	18 Nov 00	1	6:25.07	
10	159	Patricio PINTO	CHI	4 Aug 00	12	6:26.34	
	248	Félix LAURENT	FRA	1 Dec 00	4	DQ	163.3(b)
	450	Jakob MALI	SLO	9 Mar 00	11	DQ	163.3(b)

**NOTE** IAAF Rule 163.3(b) - Infringement of the inside border

**INTERMEDIATE TIMES** 1000m 325 Leonard Kipkemoi BETT 2:58.01

### ALL-TIME OUTDOOR TOP LIST

RESULT	NAME	VENUE	DATE
5:19.99	Meresa KAHSAY (ETH)	Donetsk	12 Jul 13
5:20.92	Nicholas Kiptonui BETT (KEN)	Donetsk	12 Jul 13
5:21.36	Nabil OUHADDI (MAR)	Rabat	16 Jul 06
5:24.69	Abel Kiprop MUTAI (KEN) arrakech (Sidi Youssef Ben Ali)		15 Jul 05
5:24.87	Bislake Kipkorir KIPLAGAT (KEN) (Sidi Youssef Ben Ali)		15 Jul 05
5:25.33	Hillary Kipsang YEGO (KEN)	Bressanone	12 Jul 09
5:26.52	Abdelqhani AÏT BAHMAD (MAR) ch (Sidi Youssef Ben Ali)		15 Jul 05
5:26.59	Peter Kibet LAGAT (KEN)	Bressanone	12 Jul 09
5:27.17	Vincent Kipyegon RUTO (KEN)	Nairobi (Nyayo Stadium)	17 Jun 15
5:27.64	Ronald Kipchumba RUTTO (KEN)	Naimette-Xhovémont)	2 Sep 03

### SEASON OUTDOOR TOP LIST

RESULT	NAME	VENUE	2017
5:28.52	Leonard Kipkemoi BETT (KEN)	Nairobi (Nyayo Stadium)	14 Jun
5:36.2	Cleophas Kandie MEYAN (KEN)	Eldoret (Kipchoge Keino)	26 May
5:38.72	Alemu KITESSA (ETH)	Assela (Green Stadium)	15 Jun
5:41.46	Girma DIRIBA (ETH)	Assela (Green Stadium)	15 Jun
5:48.06	Robert DE VILLIERS (RSA)	Cape Town (Green Point)	7 Apr
5:52.25	Aleksander WIACEK (POL)	Warszawa (AZS-AWF)	25 Jun
5:52.33	Oleboqenq MOREMI (RSA)	Durban (Kings Park)	30 Mar
5:52.45	Ayoub BASRAOUI (MAR)	Rabat (Prince Moulay Abdellah)	17 May
5:52.57	Hamza SEKHMANI (MAR)	Sidi Kacem	14 May
5:52.64	Anil KALAYCI (TUR)	Nairobi	14 Jul

# RESULTS



## 110m Hurdles (91.4cm) Boys - Final

RECORDS	RESULT	NAME	COUNTRY	AGE	VENUE	DATE
World U18 Best	<b>WU18B</b>	12.96	Jaheel HYDE	JAM	17	Nanjing (Olympic Stadium) 23 Aug 2014
Championship Record	<b>CR</b>	13.04	De'Jour RUSSELL	JAM	17	Nairobi 14 Jul 2017
World U18 Leading	<b>WU18L</b>	13.04	De'Jour RUSSELL	JAM	17	Nairobi 14 Jul 2017

14 July 2017 19:35 START TIME

21° C TEMPERATURE 64 % HUMIDITY

 +0.1m/s WIND

PLACE	BIB	NAME	COUNTRY	DATE of BIRTH	LANE	RESULT	REACTION	Fn
1	317	De'Jour RUSSELL	JAM	1 Apr 00	3	<b>13.04</b>	<b>CR</b> 0.227	
2	470	Hao-hua LU	TPE	13 Sep 00	4	<b>13.41</b>	0.156	
3	252	Thomas WANAUVERBECQ	FRA	25 Mar 00	5	<b>13.55</b>	0.170	
4	224	Enrique LLOPIS	ESP	15 Oct 00	6	<b>13.58</b>	0.231	
5	420	Alexandru Ionut ICONARU	ROU	17 Jul 00	7	<b>13.69</b>	0.247	
6	416	Saoud AL-HUMAIIDI	QAT	21 Jun 00	2	<b>13.73</b>	0.178	
7	272	Stefan VOLZER	GER	16 Aug 00	1	<b>13.90</b>	0.200	
8	157	Rasheem BROWN	CAY	22 Mar 00	8	<b>14.62</b>	0.286	

ALL-TIME OUTDOOR TOP LIST				SEASON OUTDOOR TOP LIST			
RESULT	NAME	VENUE	DATE	RESULT	NAME	VENUE	2017
12.96	Jaheel HYDE (JAM)	Nanjing (Olympic Stadium)	23 Aug 14	13.04	De'Jour RUSSELL (JAM)	Nairobi	14 Jul
13.04	De'Jour RUSSELL (JAM)	Nairobi	14 Jul 17	13.32	Hao-hua LU (TPE)	Nairobi	14 Jul
13.12	Wilhem BELOCIAN (FRA)	Lens	21 Jul 12	13.43	Zayed AL SHAMSI (UAE)	Dubai (Police Stadium)	25 May
13.18	Wayne C. DAVIS II (USA)	Ostrava	12 Jul 07	13.47	Enrique LLOPIS (ESP)	Nairobi	13 Jul
13.22	Konstadinos DOUVALIDIS (GRE)	Skópelos	2 Oct 04	13.51	Jack SUMNERS (GBR)	Bedford, GBR	27 May
13.24	Marlon HUMPHREY (USA)	Donetsk	12 Jul 13	13.51	Alexandru Ionut ICONARU (ROU)	Pitesti (Dobrin Stadium)	24 Jun
13.25	Penqfei CHU (CHN)	Huaian	17 Jul 10	13.52	Thomas WANAUVERBECQ (FRA)	Nairobi	14 Jul
13.26	Ladjii DOUCOURÉ (FRA)	gdoszcz (Zdzislaw Krzyszkowiak)	16 Jul 99	13.53	Pedro Pablo GUTIÉRREZ (CUB)	Habana (Estadio Panamericano)	15 Jun
13.26	Yordan L. O'FARRILL (CUB)	Havana (Estadio Panamericano)	3 Jul 10	13.56	Denvaughn WHYMNS (BAH)	Nairobi	13 Jul
13.27	Nassim Mezian BRAHIMI (QAT)	Debrecen	14 Jul 01	13.58	Julian BOGNER (RSA)	Pretoria (Tuks)	18 Mar



# RESULT PROGRESSION



## 110m Hurdles (91.4cm) Boys - Final

RECORDS	RESULT	NAME	COUNTRY	AGE	VENUE	DATE
World U18 Best	<b>WU18B</b>	12.96 Jaheel HYDE	JAM	17	Nanjing (Olympic Stadium)	23 Aug 2014
Championship Record	<b>CR</b>	13.04 De'Jour RUSSELL	JAM	17	Nairobi	14 Jul 2017
World U18 Leading	<b>WU18L</b>	13.04 De'Jour RUSSELL	JAM	17	Nairobi	14 Jul 2017

14 July 2017

RANK	BIB	NAME	COUNTRY	DATE of BIRTH	PHASE	HEAT	LANE	PLACE	RESULT	WIND
1	317	De'Jour RUSSELL	JAM	1 Apr 00	Final	1	3	1	<b>13.04</b> <b>CR</b>	+0.1
					Semi-Final	2	5	1	<b>13.16 Q</b>	-0.5
					Round 1	1	5	1	<b>13.08 Q</b> <b>CR</b>	+0.5
2	470	Hao-hua LU	TPE	13 Sep 00	Final	1	4	2	<b>13.41</b>	+0.1
					Semi-Final	1	5	2	<b>13.32 Q</b> <b>PB</b>	+0.7
					Round 1	3	3	4	<b>13.57 Q</b>	+0.4
3	252	Thomas WANAVERBECQ	FRA	25 Mar 00	Final	1	5	3	<b>13.55</b>	+0.1
					Semi-Final	2	7	3	<b>13.52 Q</b> <b>PB</b>	-0.5
					Round 1	2	6	7	<b>13.73 Q</b>	-0.4
4	224	Enrique LLOPIS	ESP	15 Oct 00	Final	1	6	4	<b>13.58</b>	+0.1
					Semi-Final	1	3	4	<b>13.53 Q</b>	+0.7
					Round 1	2	2	2	<b>13.47 Q</b> <b>PB</b>	-0.4
5	420	Alexandru Ionut ICONARU	ROU	17 Jul 00	Final	1	7	5	<b>13.69</b>	+0.1
					Semi-Final	1	6	6	<b>13.62 Q</b>	+0.7
					Round 1	2	5	5	<b>13.66 Q</b>	-0.4
6	416	Saoud AL-HUMAIDI	QAT	21 Jun 00	Final	1	2	6	<b>13.73</b>	+0.1
					Semi-Final	2	4	7	<b>13.78 q</b>	-0.5
					Round 1	4	8	6	<b>13.72 Q</b>	+1.3
7	272	Stefan VOLZER	GER	16 Aug 00	Final	1	1	7	<b>13.90</b>	+0.1
					Semi-Final	2	1	8	<b>13.78 q</b>	-0.5
					Round 1	1	7	9	<b>13.81 q</b>	+0.5
8	157	Rasheem BROWN	CAY	22 Mar 00	Final	1	8	8	<b>14.62</b>	+0.1
					Semi-Final	2	2	5	<b>13.61 Q</b> <b>PB</b>	-0.5
					Round 1	2	8	14	<b>13.89 q</b> <b>PB</b>	-0.4

ALL-TIME OUTDOOR TOP LIST				SEASON OUTDOOR TOP LIST			
RESULT	NAME	VENUE	DATE	RESULT	NAME	VENUE	2017
12.96	Jaheel HYDE (JAM)	Nanjing (Olympic Stadium)	23 Aug 14	13.04	De'Jour RUSSELL (JAM)	Nairobi	14 Jul
13.04	De'Jour RUSSELL (JAM)	Nairobi	14 Jul 17	13.32	Hao-hua LU (TPE)	Nairobi	14 Jul
13.12	Wilhem BELOCIAN (FRA)	Lens	21 Jul 12	13.43	Zayed AL SHAMSI (UAE)	Dubai (Police Stadium)	25 May
13.18	Wayne C. DAVIS II (USA)	Ostrava	12 Jul 07	13.47	Enrique LLOPIS (ESP)	Nairobi	13 Jul
13.22	Konstadinos DOUVALÍDIS (GRE)	Skópelos	2 Oct 04	13.51	Jack SUMNERS (GBR)	Bedford, GBR	27 May
13.24	Marlon HUMPHREY (USA)	Donetsk	12 Jul 13	13.51	Alexandru Ionut ICONARU (ROU)	Pitesti (Dobrin Stadium)	24 Jun
13.25	Pengfei CHU (CHN)	Huaian	17 Jul 10	13.52	Thomas WANAVERBECQ (FRA)	Nairobi	14 Jul
13.26	Ladji DOUCOURÉ (FRA)	dgoszcz (Zdzislaw Krzyszkowiak)	16 Jul 99	13.53	Pedro Pablo GUTIÉRREZ (CUB)	avana (Estadio Panamericano)	15 Jun
13.26	Yordan L. O'FARRILL (CUB)	Jana (Estadio Panamericano)	3 Jul 10	13.56	Denvaughn WHYMNS (BAH)	Nairobi	13 Jul
13.27	Nassim Mezian BRAHIMI (QAT)	Debrecen	14 Jul 01	13.58	Julian BOGNER (RSA)	Pretoria (Tuks)	18 Mar



## SUMMARY



### 110m Hurdles (91.4cm) Boys - Semi-Final

First 3 in each heat (Q) and the next 2 fastest (q) advance to the Final

RECORDS	RESULT	NAME	COUNTRY	AGE	VENUE	DATE
World U18 Best	<b>WU18B</b>	12.96 Jaheel HYDE	JAM	17	Nanjing (Olympic Stadium)	23 Aug 2014
Championship Record	<b>CR</b>	13.08 De'Jour RUSSELL	JAM	17	Nairobi	13 Jul 2017
World U18 Leading	<b>WU18L</b>	13.08 De'Jour RUSSELL	JAM	17	Nairobi	13 Jul 2017

14 July 2017

RANK	PLACE	HEAT	LANE	BIB	NAME	COUNTRY	DATE of BIRTH	RESULT		WIND
1	1	2	5	317	De'Jour RUSSELL	JAM	1 Apr 00	<b>13.16</b>	Q	-0.5
2	1	1	5	470	Hao-hua LU	TPE	13 Sep 00	<b>13.32</b>	Q <b>PB</b>	+0.7
3	2	2	7	252	Thomas WANAVERBECQ	FRA	25 Mar 00	<b>13.52</b>	Q <b>PB</b>	-0.5
4	2	1	3	224	Enrique LLOPIS	ESP	15 Oct 00	<b>13.53</b>	Q	+0.7
5	3	2	2	157	Rasheem BROWN	CAY	22 Mar 00	<b>13.61</b>	Q <b>PB</b>	-0.5
6	3	1	6	420	Alexandru Ionut ICONARU	ROU	17 Jul 00	<b>13.62</b>	Q	+0.7
7	4	2	4	416	Saoud AL-HUMAIDI	QAT	21 Jun 00	<b>13.78</b> (.771)	q	-0.5
8	5	2	1	272	Stefan VOLZER	GER	16 Aug 00	<b>13.78</b> (.779)	q	-0.5
9	6	2	3	417	Alin Ionut ANTON	ROU	1 Jan 00	<b>13.79</b>		-0.5
10	4	1	1	447	Filip Jakob DEMŠAR	SLO	3 Apr 00	<b>13.85</b>		+0.7
11	5	1	8	274	Robert WITKOWSKI	GER	25 Jul 00	<b>13.93</b>		+0.7
12	6	1	4	383	José Roberto RADILLA	MEX	22 Apr 00	<b>14.03</b>		+0.7
13	7	1	2	318	Brithton SENIOR	JAM	7 Oct 00	<b>14.05</b>		+0.7
14	8	1	7	427	Julian BOGNER	RSA	25 Feb 00	<b>14.10</b>		+0.7
15	7	2	6	132	Denvaughn WHYMNS	BAH	9 Dec 00	<b>14.25</b>		-0.5
16	8	2	8	378	Carlos ESQUER	MEX	18 Feb 00	<b>14.26</b>		-0.5

#### ALL-TIME OUTDOOR TOP LIST

RESULT	NAME	VENUE	DATE
12.96	Jaheel HYDE (JAM)	Nanjing (Olympic Stadium)	23 Aug 14
13.08	De'Jour RUSSELL (JAM)	Nairobi	13 Jul 17
13.12	Wilhem BELOCIAN (FRA)	Lens	21 Jul 12
13.18	Wayne C. DAVIS II (USA)	Ostrava	12 Jul 07
13.22	Konstadinos DOUVALÍDIS (GRE)	Skópelos	2 Oct 04
13.24	Marlon HUMPHREY (USA)	Donetsk	12 Jul 13
13.25	Pengfei CHU (CHN)	Huaian	17 Jul 10
13.26	Ladji DOUCOURÉ (FRA)	dgoszcz (Zdzislaw Krzyszkowiak)	16 Jul 99
13.26	Yordan L. O'FARRILL (CUB)	avana (Estadio Panamericano)	3 Jul 10
13.27	Nassim Mezian BRAHIMI (QAT)	Debrecen	14 Jul 01

#### SEASON OUTDOOR TOP LIST

RESULT	NAME	VENUE	2017
13.08	De'Jour RUSSELL (JAM)	Nairobi	13 Jul
13.32	Hao-hua LU (TPE)	Nairobi	14 Jul
13.43	Zayed AL SHAMSI (UAE)	Dubai (Police Stadium)	25 May
13.47	Enrique LLOPIS (ESP)	Nairobi	13 Jul
13.51	Jack SUMNERS (GBR)	Bedford, GBR	27 May
13.51	Alexandru Ionut ICONARU (ROU)	Pitesti (Dobrin Stadium)	24 Jun
13.52	Thomas WANAVERBECQ (FRA)	Nairobi	14 Jul
13.53	Pedro Pablo GUTIÉRREZ (CUB)	avana (Estadio Panamericano)	15 Jun
13.56	Denvaughn WHYMNS (BAH)	Nairobi	13 Jul
13.58	Julian BOGNER (RSA)	Pretoria (Tuks)	18 Mar

# RESULTS



## 110m Hurdles (91.4cm) Boys - Semi-Final

First 3 in each heat (Q) and the next 2 fastest (q) advance to the Final

RECORDS	RESULT	NAME	COUNTRY	AGE	VENUE	DATE
World U18 Best	<b>WU18B</b>	12.96	Jaheel HYDE	JAM	17	Nanjing (Olympic Stadium) 23 Aug 2014
Championship Record	<b>CR</b>	13.08	De'Jour RUSSELL	JAM	17	Nairobi 13 Jul 2017
World U18 Leading	<b>WU18L</b>	13.08	De'Jour RUSSELL	JAM	17	Nairobi 13 Jul 2017

### Heat 1

2

14 July 2017 16:40 START TIME

23° C TEMPERATURE 57% HUMIDITY

+0.7m/s WIND

PLACE	BIB	NAME	COUNTRY	DATE OF BIRTH	LANE	RESULT	REACTION	Fn
1	470	Hao-hua LU	TPE	13 Sep 00	5	<b>13.32</b>	Q <b>PB</b> 0.150	
2	224	Enrique LLOPIS	ESP	15 Oct 00	3	<b>13.53</b>	Q 0.161	
3	420	Alexandru Ionut ICONARU	ROU	17 Jul 00	6	<b>13.62</b>	Q 0.183	
4	447	Filip Jakob DEMŠAR	SLO	3 Apr 00	1	<b>13.85</b>	0.174	
5	274	Robert WITKOWSKI	GER	25 Jul 00	8	<b>13.93</b>	0.238	
6	383	José Roberto RADILLA	MEX	22 Apr 00	4	<b>14.03</b>	0.234	
7	318	Brithton SENIOR	JAM	7 Oct 00	2	<b>14.05</b>	0.167	
8	427	Julian BOGNER	RSA	25 Feb 00	7	<b>14.10</b>	0.177	

### Heat 2

2

14 July 2017 16:48 START TIME

23° C TEMPERATURE 57% HUMIDITY

-0.5m/s WIND

PLACE	BIB	NAME	COUNTRY	DATE OF BIRTH	LANE	RESULT	REACTION	Fn
1	317	De'Jour RUSSELL	JAM	1 Apr 00	5	<b>13.16</b>	Q 0.223	
2	252	Thomas WANAVERBECQ	FRA	25 Mar 00	7	<b>13.52</b>	Q <b>PB</b> 0.177	
3	157	Rasheem BROWN	CAY	22 Mar 00	2	<b>13.61</b>	Q <b>PB</b> 0.179	
4	416	Saoud AL-HUMAIDI	QAT	21 Jun 00	4	<b>13.78</b> (.771)	q 0.194	
5	272	Stefan VOLZER	GER	16 Aug 00	1	<b>13.78</b> (.779)	q 0.241	
6	417	Alin Ionut ANTON	ROU	1 Jan 00	3	<b>13.79</b>	0.185	
7	132	Denvaughn WHYMNS	BAH	9 Dec 00	6	<b>14.25</b>	0.183	
8	378	Carlos ESQUER	MEX	18 Feb 00	8	<b>14.26</b>	0.211	

#### ALL-TIME OUTDOOR TOP LIST

#### SEASON OUTDOOR TOP LIST

RESULT	NAME	VENUE	DATE	RESULT	NAME	VENUE	2017
12.96	Jaheel HYDE (JAM)	Nanjing (Olympic Stadium)	23 Aug 14	13.08	De'Jour RUSSELL (JAM)	Nairobi	13 Jul
13.08	De'Jour RUSSELL (JAM)	Nairobi	13 Jul 17	13.32	Hao-hua LU (TPE)	Nairobi	14 Jul
13.12	Wilhem BELOCIAN (FRA)	Lens	21 Jul 12	13.43	Zayed AL SHAMSI (UAE)	Dubai (Police Stadium)	25 May
13.18	Wayne C. DAVIS II (USA)	Ostrava	12 Jul 07	13.47	Enrique LLOPIS (ESP)	Nairobi	13 Jul
13.22	Konstadinos DOUVALÍDIS (GRE)	Skópelos	2 Oct 04	13.51	Jack SUMNERS (GBR)	Bedford, GBR	27 May
13.24	Marlon HUMPHREY (USA)	Donetsk	12 Jul 13	13.51	Alexandru Ionut ICONARU (ROU)	Pitesti (Dobrin Stadium)	24 Jun
13.25	Penqfei CHU (CHN)	Huaian	17 Jul 10	13.52	Thomas WANAVERBECQ (FRA)	Nairobi	14 Jul
13.26	Ladji DOUCOURÉ (FRA)	dgoszcz (Zdzisław Krzyszkowiak)	16 Jul 99	13.53	Pedro Pablo GUTIÉRREZ (CUB)	abana (Estadio Panamericano)	15 Jun
13.26	Yordan L. O'FARRILL (CUB)	iana (Estadio Panamericano)	3 Jul 10	13.56	Denvaughn WHYMNS (BAH)	Nairobi	13 Jul
13.27	Nassim Mezian BRAHIMI (QAT)	Debrecen	14 Jul 01	13.58	Julian BOGNER (RSA)	Pretoria (Tuks)	18 Mar



# SUMMARY



## 110m Hurdles (91.4cm) Boys - Round 1

First 3 in each heat (Q) and the next 4 fastest (q) advance to the Semi-Finals

RECORDS	RESULT	NAME	COUNTRY	AGE	VENUE	DATE
World U18 Best	<b>WU18B</b>	12.96 Jaheel HYDE	JAM	17	Nanjing (Olympic Stadium)	23 Aug 2014
Championship Record	<b>CR</b>	13.08 De'Jour RUSSELL	JAM	17	Nairobi	13 Jul 2017
World U18 Leading	<b>WU18L</b>	13.08 De'Jour RUSSELL	JAM	17	Nairobi	13 Jul 2017

13 July 2017

RANK	PLACE	HEAT	LANE	BIB	NAME	COUNTRY	DATE of BIRTH	RESULT		WIND
1	1	1	5	317	De'Jour RUSSELL	JAM	1 Apr 00	<b>13.08</b>	Q	CR +0.5
2	1	2	2	224	Enrique LLOPIS	ESP	15 Oct 00	<b>13.47</b>	Q	PB -0.4
3	2	1	4	132	Denvaughn WHYMNS	BAH	9 Dec 00	<b>13.56</b>	Q	PB +0.5
4	1	3	3	470	Hao-hua LU	TPE	13 Sep 00	<b>13.57</b>	Q	+0.4
5	2	2	5	420	Alexandru Ionut ICONARU	ROU	17 Jul 00	<b>13.66</b>	Q	-0.4
6	1	4	8	416	Saoud AL-HUMAIIDI	QAT	21 Jun 00	<b>13.72</b>	Q	+1.3
7	3	2	6	252	Thomas WANAUVERBECQ	FRA	25 Mar 00	<b>13.73</b>	Q	-0.4
8	3	1	2	378	Carlos ESQUER	MEX	18 Feb 00	<b>13.81</b> (.808)	Q	+0.5
9	4	1	7	272	Stefan VOLZER	GER	16 Aug 00	<b>13.81</b> (.810)	q	+0.5
10	5	1	6	447	Filip Jakob DEMŠAR	SLO	3 Apr 00	<b>13.83</b> (.821)	q	+0.5
11	4	2	7	318	Brithton SENIOR	JAM	7 Oct 00	<b>13.83</b> (.827)	q	-0.4
12	2	3	2	383	José Roberto RADILLA	MEX	22 Apr 00	<b>13.86</b>	Q	PB +0.4
13	3	3	7	274	Robert WITKOWSKI	GER	25 Jul 00	<b>13.87</b>	Q	+0.4
14	5	2	8	157	Rasheem BROWN	CAY	22 Mar 00	<b>13.89</b>	q	PB -0.4
15	6	1	3	502	Daniyil KASHCHENKO	UKR	11 Feb 00	<b>13.92</b>		PB +0.5
16	6	2	4	184	Shenglong ZHU	CHN	25 Jan 00	<b>13.96</b>		-0.4
17	4	3	4	438	Roelof VAN DER WALT	RSA	6 Jan 00	<b>13.97</b>		+0.4
18	2	4	1	417	Alin Ionut ANTON	ROU	1 Jan 00	<b>14.07</b>	Q	+1.3
19	5	3	5	296	Abhishek UBHE	IND	11 May 00	<b>14.09</b>		PB +0.4
20	6	3	8	440	Chong Wei GUAN	SGP	8 May 00	<b>14.10</b> (.098)		+0.4
20	7	2	3	360	Xin XU	MAC	1 Aug 00	<b>14.10</b> (.098)		PB -0.4
22	3	4	4	427	Julian BOGNER	RSA	25 Feb 00	<b>14.12</b>	Q	+1.3
23	4	4	2	208	Antonín WIJAS	CZE	30 Mar 01	<b>14.18</b>		+1.3
24	7	1	8	295	Punga SOREN	IND	7 Apr 01	<b>14.34</b>		+0.5
25	8	2	1	350	Mohammad ALENEZI	KUW	8 Apr 00	<b>14.41</b>		-0.4
26	5	4	7	280	Lok Hei Addis WONG	HKG	9 Jun 01	<b>14.42</b>		+1.3
27	6	4	6	488	Zayed AL SHAMSI	UAE	26 Dec 00	<b>14.70</b>		+1.3
28	7	4	3	345	Peter WAMBUA	KEN	27 Apr 00	<b>14.86</b>		PB +1.3
		3	6	169	Xiaohan NING	CHN	24 Jan 00	<b>DNF</b>		+0.4
		4	5	479	Atakan GÜNES	TUR	12 Jan 00	<b>DQ</b>	162.7	+1.3

**NOTE** IAAF Rule 162.7 - False Start  
**Y** Yellow Card - BIB 208 - 162.5(c) Disturbing the start

### ALL-TIME OUTDOOR TOP LIST

RESULT	NAME	VENUE	DATE
12.96	Jaheel HYDE (JAM)	Nanjing (Olympic Stadium)	23 Aug 14
13.08	De'Jour RUSSELL (JAM)	Nairobi	13 Jul 17
13.12	Wilhem BELOCIAN (FRA)	Lens	21 Jul 12
13.18	Wayne C. DAVIS II (USA)	Ostrava	12 Jul 07
13.22	Konstadinos DOUVALÍDIS (GRE)	Skópelos	2 Oct 04
13.24	Marlon HUMPHREY (USA)	Donetsk	12 Jul 13
13.25	Penqfei CHU (CHN)	Huaian	17 Jul 10
13.26	Ladji DOUCOURÉ (FRA)	gdgoszcz (Zdzislaw Krzyszkowiak)	16 Jul 99
13.26	Yordan L. O'FARRILL (CUB)	Jana (Estadio Panamericano)	3 Jul 10
13.27	Nassim Mezian BRAHIMI (QAT)	Debrecen	14 Jul 01

### SEASON OUTDOOR TOP LIST

RESULT	NAME	VENUE	2017
13.08	De'Jour RUSSELL (JAM)	Nairobi	13 Jul
13.40	Hao-hua LU (TPE)	Bangkok (National Stadium)	20 May
13.43	Zayed AL SHAMSI (UAE)	Dubai (Police Stadium)	25 May
13.47	Enrique LLOPIS (ESP)	Nairobi	13 Jul
13.51	Jack SUMNERS (GBR)	Bedford, GBR	27 May
13.51	Alexandru Ionut ICONARU (ROU)	Pitesti (Dobrin Stadium)	24 Jun
13.53	Pedro Pablo GUTIÉRREZ (CUB)	abana (Estadio Panamericano)	15 Jun
13.56	Denvaughn WHYMNS (BAH)	Nairobi	13 Jul
13.58	Julian BOGNER (RSA)	Pretoria (Tuks)	18 Mar
13.58	Thomas WANAUVERBECQ (FRA)	Pontoise	20 Jun

# RESULTS



## 110m Hurdles (91.4cm) Boys - Round 1

First 3 in each heat (Q) and the next 4 fastest (q) advance to the Semi-Finals

RECORDS	RESULT	NAME	COUNTRY	AGE	VENUE	DATE
World U18 Best	<b>WU18B</b>	12.96	Jaheel HYDE	JAM	17	Nanjing (Olympic Stadium) 23 Aug 2014
Championship Record	<b>CR</b>	13.08	De'Jour RUSSELL	JAM	17	Nairobi 13 Jul 2017
World U18 Leading	<b>WU18L</b>	13.08	De'Jour RUSSELL	JAM	17	Nairobi 13 Jul 2017

### Heat 1

4

13 July 2017 12:19 START TIME

18° C TEMPERATURE 83 % HUMIDITY

+0.5m/s WIND

PLACE	BIB	NAME	COUNTRY	DATE OF BIRTH	LANE	RESULT	REACTION	Fn
1	317	De'Jour RUSSELL	JAM	1 Apr 00	5	13.08	Q <b>CR</b> 0.221	
2	132	Denvaughn WHYMNS	BAH	9 Dec 00	4	13.56	Q <b>PB</b> 0.167	
3	378	Carlos ESQUER	MEX	18 Feb 00	2	13.81	[.808] Q 0.186	
4	272	Stefan VOLZER	GER	16 Aug 00	7	13.81	[.810] q 0.225	
5	447	Filip Jakob DEMŠAR	SLO	3 Apr 00	6	13.83	[.821] q 0.182	
6	502	Daniyil KASHCHENKO	UKR	11 Feb 00	3	13.92	<b>PB</b> 0.186	
7	295	Punga SOREN	IND	7 Apr 01	8	14.34	0.223	

### Heat 2

4

13 July 2017 12:26 START TIME

18° C TEMPERATURE 83 % HUMIDITY

-0.4m/s WIND

PLACE	BIB	NAME	COUNTRY	DATE OF BIRTH	LANE	RESULT	REACTION	Fn
1	224	Enrique LLOPIS	ESP	15 Oct 00	2	13.47	Q <b>PB</b> 0.181	
2	420	Alexandru Ionut ICONARU	ROU	17 Jul 00	5	13.66	Q 0.202	
3	252	Thomas WANAVERBECQ	FRA	25 Mar 00	6	13.73	Q 0.188	
4	318	Brithton SENIOR	JAM	7 Oct 00	7	13.83	[.827] q 0.194	
5	157	Rasheem BROWN	CAY	22 Mar 00	8	13.89	q <b>PB</b> 0.202	
6	184	Shenglong ZHU	CHN	25 Jan 00	4	13.96	0.166	
7	360	Xin XU	MAC	1 Aug 00	3	14.10	[.098] <b>PB</b> 0.174	
8	350	Mohammad ALENEZI	KUW	8 Apr 00	1	14.41	0.194	

### Heat 3

4

13 July 2017 12:34 START TIME

18° C TEMPERATURE 83 % HUMIDITY

+0.4m/s WIND

PLACE	BIB	NAME	COUNTRY	DATE OF BIRTH	LANE	RESULT	REACTION	Fn
1	470	Hao-hua LU	TPE	13 Sep 00	3	13.57	Q 0.177	
2	383	José Roberto RADILLA	MEX	22 Apr 00	2	13.86	Q <b>PB</b> 0.183	
3	274	Robert WITKOWSKI	GER	25 Jul 00	7	13.87	Q 0.249	
4	438	Roelof VAN DER WALT	RSA	6 Jan 00	4	13.97	0.185	
5	296	Abhishek UBHE	IND	11 May 00	5	14.09	<b>PB</b> 0.175	
6	440	Chong Wei GUAN	SGP	8 May 00	8	14.10	[.098] 0.180	
169		Xiaohan NING	CHN	24 Jan 00	6	DNF	0.194	

### Heat 4

4

13 July 2017 12:40 START TIME

18° C TEMPERATURE 83 % HUMIDITY

+1.3m/s WIND

PLACE	BIB	NAME	COUNTRY	DATE OF BIRTH	LANE	RESULT	REACTION	Fn
1	416	Saoud AL-HUMAIIDI	QAT	21 Jun 00	8	13.72	Q 0.186	
2	417	Alin Ionut ANTON	ROU	1 Jan 00	1	14.07	Q 0.178	
3	427	Julian BOGNER	RSA	25 Feb 00	4	14.12	Q 0.178	
4	208	Antonín WIJAS	CZE	30 Mar 01	2	14.18	0.153	
5	280	Lok Hei Addis WONG	HKG	9 Jun 01	7	14.42	0.197	
6	488	Zayed AL SHAMSI	UAE	26 Dec 00	6	14.70	0.193	
7	345	Peter WAMBUA	KEN	27 Apr 00	3	14.86	<b>PB</b> 0.193	
479		Atakan GÜNES	TUR	12 Jan 00	5	DQ 162.7		F1

**NOTE** IAAF Rule 162.7 - False Start  
**Y** Yellow Card - BIB 208 - 162.5(c) Disturbing the start

**RESULTS**  
**110m Hurdles (91.4cm) Boys - Round 1**

ALL-TIME OUTDOOR TOP LIST				SEASON OUTDOOR TOP LIST			
RESULT	NAME	VENUE	DATE	RESULT	NAME	VENUE	2017
12.96	Jaheel HYDE (JAM)	Nanjing (Olympic Stadium)	23 Aug 14	13.08	De'Jour RUSSELL (JAM)	Nairobi	13 Jul
13.08	De'Jour RUSSELL (JAM)	Nairobi	13 Jul 17	13.40	Hao-hua LU (TPE)	Bangkok (National Stadium)	20 May
13.12	Wilhem BELOCIAN (FRA)	Lens	21 Jul 12	13.43	Zayed AL SHAMSI (UAE)	Dubai (Police Stadium)	25 May
13.18	Wayne C. DAVIS II (USA)	Ostrava	12 Jul 07	13.47	Enrique LLOPIS (ESP)	Nairobi	13 Jul
13.22	Konstadinos DOUVALÍDIS (GRE)	Skópelos	2 Oct 04	13.51	Jack SUMNERS (GBR)	Bedford, GBR	27 May
13.24	Marlon HUMPHREY (USA)	Donetsk	12 Jul 13	13.51	Alexandru Ionut ICONARU (ROU)	Pitesti (Dobrin Stadium)	24 Jun
13.25	Pengfei CHU (CHN)	Huaian	17 Jul 10	13.53	Pedro Pablo GUTIÉRREZ (CUB)	Havana (Estadio Panamericano)	15 Jun
13.26	Ladji DOUCOURÉ (FRA)	Włocławek (Zdzisław Krzyszkowiak)	16 Jul 99	13.56	Denvauqhn WHYMNS (BAH)	Nairobi	13 Jul
13.26	Yordan L. O'FARRILL (CUB)	Havana (Estadio Panamericano)	3 Jul 10	13.58	Julian BOGNER (RSA)	Pretoria (Tuks)	18 Mar
13.27	Nassim Mezian BRAHIMI (QAT)	Debrecen	14 Jul 01	13.58	Thomas WANAVBERECQ (FRA)	Pontoise	20 Jun

# RESULTS



## 400m hurdles (83.8cm) Boys - Final

RECORDS	RESULT	NAME	COUNTRY	AGE	VENUE	DATE
World U18 Best	<b>WU18B</b>	<b>48.84</b>	Sokwakhana ZAZINI	RSA	17	Pretoria (Tuks) 17 Mar 2017
Championship Record	<b>CR</b>	<b>49.01</b>	William WYNNE	USA	17	Ostrava 15 Jul 2007
World U18 Leading	<b>WU18L</b>	<b>48.84</b>	Sokwakhana ZAZINI	RSA	17	Pretoria (Tuks) 17 Mar 2017

15 July 2017 18:16 START TIME 24° C TEMPERATURE 50 % HUMIDITY

PLACE	BIB	NAME	COUNTRY	DATE OF BIRTH	LANE	RESULT	REACTION	Fn
1	437	Sokwakhana ZAZINI	RSA	23 Sep 00	5	<b>49.27</b>		
2	337	Moitalel Mpoke NAADOKILA	KEN	8 Feb 01	4	<b>52.06</b>	<b>PB</b>	0.352
3	528	Baptiste CHRISTOPHE	FRA	17 Feb 00	2	<b>52.21</b>	<b>PB</b>	0.210
4	247	Fabien LAROPPE	FRA	12 Aug 00	7	<b>53.81</b>		0.190
5	150	Alison Brendom DOS SANTOS	BRA	3 Jun 00	6	<b>53.98</b>		0.188
6	401	Luis ELESURU	PER	17 Jan 01	8	<b>54.56</b>		0.205
7	321	Rovane WILLIAMS	JAM	18 May 00	3	<b>55.48</b>		0.281
8	176	Daojun WANG	CHN	2 Jun 00	1	<b>1:06.27</b>		0.204

ALL-TIME OUTDOOR TOP LIST				SEASON OUTDOOR TOP LIST			
RESULT	NAME	VENUE	DATE	RESULT	NAME	VENUE	2017
48.84	Sokwakhana ZAZINI (RSA)	Pretoria (Tuks)	17 Mar 17	48.84	Sokwakhana ZAZINI (RSA)	Pretoria (Tuks)	17 Mar
49.01	William WYNNE (USA)	Ostrava	15 Jul 07	51.44	Jeremy FARR (JAM)	Kingston (NS), JAM	31 Mar
49.11	Norman GRIMES (USA)	Cali (Pascual Guerrero)	18 Jul 15	51.64	Rasheeme GRIFFITH (BAR)	Willemstad (Hato Stadium)	16 Apr
49.86	Marnus KRITZINGER (RSA)	szcz (Zdzislaw Krzyszkowiak)	18 Jul 99	51.83	Ismail MANYANI (MAR)	Rabat (Prince Moulay Abdellah)	26 Apr
49.91	Jason RICHARDSON (USA)	Sherbrooke	12 Jul 03	51.84	Dashinelle DYER (JAM)	Kingston (NS), JAM	4 Mar
49.95	Sergio HIERREZUELO (CUB)	cz (Zdzislaw Krzyszkowiak)	18 Jul 99	51.85	Halomoan Edwin BINSAR (INA)	Jakarta	23 Apr
50.14	Norge SOTOMAYOR (CUB)	ibana (Estadio Panamericano)	23 Jun 10	51.94	Rovane WILLIAMS (JAM)	Nairobi	13 Jul
50.25	Minás ALOZÍDIS (SYR)	Debrecen	14 Jul 01	52.02	Lindokuhle GORA (RSA)	Pretoria (Tuks)	17 Mar
50.30	L.J. VAN ZYL (RSA)	Pretoria	13 Apr 02	52.06	Marcos A. MARTÍNEZ (CUB)	a Habana (Estadio Panamericano)	25 Feb
50.33	Reginald WYATT (USA)	Ostrava	15 Jul 07	52.06	Moitalel Mpoke NAADOKILA (KEN)	Nairobi	15 Jul
50.33	Ryusei FUJII (JPN)	Cali (Pascual Guerrero)	18 Jul 15				



# RESULT PROGRESSION



## 400m hurdles (83.8cm) Boys - Final

RECORDS	RESULT	NAME	COUNTRY	AGE	VENUE	DATE
World U18 Best	<b>WU18B</b>	<b>48.84</b>	Sokwakhana ZAZINI	RSA	17	Pretoria (Tuks) 17 Mar 2017
Championship Record	<b>CR</b>	<b>49.01</b>	William WYNNE	USA	17	Ostrava 15 Jul 2007
World U18 Leading	<b>WU18L</b>	<b>48.84</b>	Sokwakhana ZAZINI	RSA	17	Pretoria (Tuks) 17 Mar 2017

15 July 2017

RANK	BIB	NAME	COUNTRY	DATE of BIRTH	PHASE	HEAT	LANE	PLACE	RESULT
1	437	Sokwakhana ZAZINI	RSA	23 Sep 00	Final	1	5	1	<b>49.27</b>
					Round 1	2	4	1	<b>49.63 Q</b>
2	337	Moitalel Mpoke NAADOKILA	KEN	8 Feb 01	Final	1	4	2	<b>52.06</b> <b>PB</b>
					Round 1	1	2	3	<b>52.40 Q</b> <b>PB</b>
3	528	Baptiste CHRISTOPHE	FRA	17 Feb 00	Final	1	2	3	<b>52.21</b> <b>PB</b>
					Round 1	1	3	7	<b>53.24 q</b>
4	247	Fabien LAROPPE	FRA	12 Aug 00	Final	1	7	4	<b>53.81</b>
					Round 1	3	3	5	<b>53.06 Q</b> <b>PB</b>
5	150	Alison Brendom DOS SANTOS	BRA	3 Jun 00	Final	1	6	5	<b>53.98</b>
					Round 1	3	2	4	<b>52.95 Q</b>
6	401	Luis ELESURU	PER	17 Jan 01	Final	1	8	6	<b>54.56</b>
					Round 1	2	3	8	<b>53.57 Q</b>
7	321	Rovane WILLIAMS	JAM	18 May 00	Final	1	3	7	<b>55.48</b>
					Round 1	1	6	2	<b>51.94 Q</b> <b>PB</b>
8	176	Daojun WANG	CHN	2 Jun 00	Final	1	1	8	<b>1:06.27</b>
					Round 1	1	8	6	<b>53.21 q</b>

ALL-TIME OUTDOOR TOP LIST				SEASON OUTDOOR TOP LIST			
RESULT	NAME	VENUE	DATE	RESULT	NAME	VENUE	2017
48.84	Sokwakhana ZAZINI (RSA)	Pretoria (Tuks)	17 Mar 17	48.84	Sokwakhana ZAZINI (RSA)	Pretoria (Tuks)	17 Mar
49.01	William WYNNE (USA)	Ostrava	15 Jul 07	51.44	Jeremy FARR (JAM)	Kingston (NS), JAM	31 Mar
49.11	Norman GRIMES (USA)	Cali (Pascual Guerrero)	18 Jul 15	51.64	Rasheeme GRIFFITH (BAR)	Willemstad (Hato Stadium)	16 Apr
49.86	Marnus KRITZINGER (RSA)	szcz (Zdzislaw Krzyszkowiak)	18 Jul 99	51.83	Ismail MANYANI (MAR)	Rabat (Prince Moulay Abdellah)	26 Apr
49.91	Jason RICHARDSON (USA)	Sherbrooke	12 Jul 03	51.84	Dashinelle DYER (JAM)	Kingston (NS), JAM	4 Mar
49.95	Sergio HIERREZUELO (CUB)	zcz (Zdzislaw Krzyszkowiak)	18 Jul 99	51.85	Halomoan Edwin BINSAR (INA)	Jakarta	23 Apr
50.14	Norge SOTOMAYOR (CUB)	Habana (Estadio Panamericano)	23 Jun 10	51.94	Rovane WILLIAMS (JAM)	Nairobi	13 Jul
50.25	Minás ALOZÍDIS (SYR)	Debrecen	14 Jul 01	52.02	Lindokuhle GORA (RSA)	Pretoria (Tuks)	17 Mar
50.30	L.J. VAN ZYL (RSA)	Pretoria	13 Apr 02	52.06	Marcos A. MARTÍNEZ (CUB)	La Habana (Estadio Panamericano)	25 Feb
50.33	Reginald WYATT (USA)	Ostrava	15 Jul 07	52.06	Moitalel Mpoke NAADOKILA (KEN)	Nairobi	15 Jul
50.33	Ryusei FUJII (JPN)	Cali (Pascual Guerrero)	18 Jul 15				



# SUMMARY



## 400m hurdles (83.8cm) Boys - Round 1

First 2 in each heat (Q) and the next 2 fastest (q) advance to the Final

RECORDS	RESULT	NAME	COUNTRY	AGE	VENUE	DATE
World U18 Best	<b>WU18B</b>	48.84 Sokwakhana ZAZINI	RSA	17	Pretoria (Tuks)	17 Mar 2017
Championship Record	<b>CR</b>	49.01 William WYNNE	USA	17	Ostrava	15 Jul 2007
World U18 Leading	<b>WU18L</b>	48.84 Sokwakhana ZAZINI	RSA	17	Pretoria (Tuks)	17 Mar 2017

13 July 2017

RANK	PLACE	HEAT	LANE	BIB	NAME	COUNTRY	DATE of BIRTH	RESULT	
1	1	2	4	437	Sokwakhana ZAZINI	RSA	23 Sep 00	49.63	Q
2	1	1	6	321	Rovane WILLIAMS	JAM	18 May 00	51.94	Q PB
3	2	1	2	337	Moitalel Mpoke NAADOKILA	KEN	8 Feb 01	52.40	Q PB
4	1	3	2	150	Alison Brendom DOS SANTOS	BRA	3 Jun 00	52.95	Q
5	2	3	3	247	Fabien LAROPPE	FRA	12 Aug 00	53.06	Q PB
6	3	1	8	176	Daojun WANG	CHN	2 Jun 00	53.21	q
7	4	1	3	528	Baptiste CHRISTOPHE	FRA	17 Feb 00	53.24	q
8	2	2	3	401	Luis ELESURU	PER	17 Jan 01	53.57	Q
9	3	2	7	469	Ting Hsuan HUANG	TPE	22 Apr 00	53.74	
10	3	3	5	162	Chenggui DING	CHN	4 May 00	54.02	
11	5	1	4	455	Tihomir DJORDJEVIC	SRB	25 Apr 00	54.30	
12	4	2	5	445	Jahnaza FRANCIS	SKN	21 Dec 00	54.67	
13	6	1	1	108	Ayoub MAHROU	ALG	21 Jan 00	54.83	
14	4	3	6	107	Yacine KHEDIM	ALG	12 Nov 00	54.87	
15	5	3	8	511	Andriy VASYLEVSKYY	UKR	30 Sep 00	55.10	
16	5	2	8	373	Ruslem Zikry Putra ROSELI	MAS	13 Mar 00	55.46	
17	6	3	1	365	Ismail MANYANI	MAR	28 May 00	55.62	
18	6	2	2	364	Oussama HAMMI	MAR	10 Feb 00	55.80	
19	7	2	6	352	Aleksandrs KUCS	LAT	20 Sep 00	56.22	
20	7	1	7	131	Matthew THOMPSON	BAH	21 Dec 00	57.78	
21	8	1	5	283	Halomoan Edwin BINSAR	INA	20 Dec 00	1:08.62	
		3	4	341	David SARUNI	KEN	1 Jul 00	DQ	163.3(a)
		3	7	206	Filip LICMAN	CZE	19 Jan 00	DNS	

**NOTE** IAAF Rule 163.3(a) - Lane infringement

ALL-TIME OUTDOOR TOP LIST				SEASON OUTDOOR TOP LIST			
RESULT	NAME	VENUE	DATE	RESULT	NAME	VENUE	2017
48.84	Sokwakhana ZAZINI (RSA)	Pretoria (Tuks)	17 Mar 17	48.84	Sokwakhana ZAZINI (RSA)	Pretoria (Tuks)	17 Mar
49.01	William WYNNE (USA)	Ostrava	15 Jul 07	51.44	Jeremy FARR (JAM)	Kingston (NS), JAM	31 Mar
49.11	Norman GRIMES (USA)	Calí (Pascual Guerrero)	18 Jul 15	51.64	Rasheeme GRIFFITH (BAR)	Willemstad (Hato Stadium)	16 Apr
49.86	Marnus KRITZINGER (RSA)	szcz (Zdzisław Krzyszkowiak)	18 Jul 99	51.83	Ismail MANYANI (MAR)	Rabat (Prince Moulay Abdellah)	26 Apr
49.91	Jason RICHARDSON (USA)	Sherbrooke	12 Jul 03	51.84	Dashinelle DYER (JAM)	Kingston (NS), JAM	4 Mar
49.95	Sergio HIERREZUELO (CUB)	zcz (Zdzisław Krzyszkowiak)	18 Jul 99	51.85	Halomoan Edwin BINSAR (INA)	Jakarta	23 Apr
50.14	Norge SOTOMAYOR (CUB)	abana (Estadio Panamericano)	23 Jun 10	51.94	Rovane WILLIAMS (JAM)	Nairobi	13 Jul
50.25	Minás ALOZÍDIS (SYR)	Debrecen	14 Jul 01	52.02	Lindokuhle GORA (RSA)	Pretoria (Tuks)	17 Mar
50.30	L.J. VAN ZYL (RSA)	Pretoria	13 Apr 02	52.06	Marcos A. MARTÍNEZ (CUB)	La Habana (Estadio Panamericano)	25 Feb
50.33	Reginald WYATT (USA)	Ostrava	15 Jul 07	52.17	Adam MAYO (RSA)	Durban (Kings Park)	1 Apr
50.33	Ryusei FUJII (JPN)	Calí (Pascual Guerrero)	18 Jul 15				

# RESULTS



## 400m hurdles (83.8cm) Boys - Round 1

First 2 in each heat (Q) and the next 2 fastest (q) advance to the Final

RECORDS	RESULT	NAME	COUNTRY	AGE	VENUE	DATE
World U18 Best	<b>WU18B</b>	<b>48.84</b>	Sokwakhana ZAZINI	RSA	17	Pretoria (Tuks) 17 Mar 2017
Championship Record	<b>CR</b>	<b>49.01</b>	William WYNNE	USA	17	Ostrava 15 Jul 2007
World U18 Leading	<b>WU18L</b>	<b>48.84</b>	Sokwakhana ZAZINI	RSA	17	Pretoria (Tuks) 17 Mar 2017

### Heat 1

3

13 July 2017 16:40 START TIME

24° C TEMPERATURE 57% HUMIDITY

PLACE	BIB	NAME	COUNTRY	DATE OF BIRTH	LANE	RESULT	REACTION	Fn
1	321	Rovane WILLIAMS	JAM	18 May 00	6	<b>51.94</b>	Q <b>PB</b> 0.304	
2	337	Moitalel Mpoke NAADOKILA	KEN	8 Feb 01	2	<b>52.40</b>	Q <b>PB</b> 0.303	
3	176	Daojun WANG	CHN	2 Jun 00	8	<b>53.21</b>	q 0.245	
4	528	Baptiste CHRISTOPHE	FRA	17 Feb 00	3	<b>53.24</b>	q 0.190	
5	455	Tihomir DJORDJEVIC	SRB	25 Apr 00	4	<b>54.30</b>		
6	108	Ayoub MAHROU	ALG	21 Jan 00	1	<b>54.83</b>	0.175	
7	131	Matthew THOMPSON	BAH	21 Dec 00	7	<b>57.78</b>	0.201	
8	283	Halomoan Edwin BINSAR	INA	20 Dec 00	5	<b>1:08.62</b>	0.184	

### Heat 2

3

13 July 2017 16:47 START TIME

24° C TEMPERATURE 57% HUMIDITY

PLACE	BIB	NAME	COUNTRY	DATE OF BIRTH	LANE	RESULT	REACTION	Fn
1	437	Sokwakhana ZAZINI	RSA	23 Sep 00	4	<b>49.63</b>	Q 0.199	
2	401	Luis ELESURU	PER	17 Jan 01	3	<b>53.57</b>	Q 0.168	
3	469	Ting Hsuan HUANG	TPE	22 Apr 00	7	<b>53.74</b>	0.208	
4	445	Jahnaza FRANCIS	SKN	21 Dec 00	5	<b>54.67</b>	0.201	
5	373	Ruslem Zikry Putra ROSELI	MAS	13 Mar 00	8	<b>55.46</b>	0.236	
6	364	Oussama HAMMI	MAR	10 Feb 00	2	<b>55.80</b>	0.258	
7	352	Aleksandrs KUCS	LAT	20 Sep 00	6	<b>56.22</b>	0.218	

### Heat 3

3

13 July 2017 16:54 START TIME

25° C TEMPERATURE 51% HUMIDITY

PLACE	BIB	NAME	COUNTRY	DATE OF BIRTH	LANE	RESULT	REACTION	Fn
1	150	Alison Brendom DOS SANTOS	BRA	3 Jun 00	2	<b>52.95</b>	Q 0.193	
2	247	Fabien LAROPPE	FRA	12 Aug 00	3	<b>53.06</b>	Q <b>PB</b> 0.176	
3	162	Chenggui DING	CHN	4 May 00	5	<b>54.02</b>	0.223	
4	107	Yacine KHEDIM	ALG	12 Nov 00	6	<b>54.87</b>	0.209	
5	511	Andriy VASYLEVSKYY	UKR	30 Sep 00	8	<b>55.10</b>	0.198	
6	365	Ismail MANYANI	MAR	28 May 00	1	<b>55.62</b>	0.168	
	341	David SARUNI	KEN	1 Jul 00	4	<b>DQ</b> 163.3(a)	0.200	
	206	Filip LICMAN	CZE	19 Jan 00	7	<b>DNS</b>		

**NOTE** IAAF Rule 163.3(a) - Lane infringement

#### ALL-TIME OUTDOOR TOP LIST

RESULT	NAME	VENUE	DATE
48.84	Sokwakhana ZAZINI (RSA)	Pretoria (Tuks)	17 Mar 17
49.01	William WYNNE (USA)	Ostrava	15 Jul 07
49.11	Norman GRIMES (USA)	Cali (Pascual Guerrero)	18 Jul 15
49.86	Marnus KRITZINGER (RSA)	szcz (Zdzislaw Krzyszkowiak)	18 Jul 99
49.91	Jason RICHARDSON (USA)	Sherbrooke	12 Jul 03
49.95	Sergio HIERREZUELO (CUB)	zcz (Zdzislaw Krzyszkowiak)	18 Jul 99
50.14	Norge SOTOMAYOR (CUB)	abana (Estadio Panamericano)	23 Jun 10
50.25	Minás ALOZÍDIS (SYR)	Debrecen	14 Jul 01
50.30	L.J. VAN ZYL (RSA)	Pretoria	13 Apr 02
50.33	Reginald WYATT (USA)	Ostrava	15 Jul 07
50.33	Ryusei FUJII (JPN)	Cali (Pascual Guerrero)	18 Jul 15

#### SEASON OUTDOOR TOP LIST

RESULT	NAME	VENUE	2017
48.84	Sokwakhana ZAZINI (RSA)	Pretoria (Tuks)	17 Mar
51.44	Jeremy FARR (JAM)	Kingston (NS), JAM	31 Mar
51.64	Rasheeme GRIFFITH (BAR)	Willemstad (Hato Stadium)	16 Apr
51.83	Ismail MANYANI (MAR)	Rabat (Prince Moulay Abdellah)	26 Apr
51.84	Dashinelle DYER (JAM)	Kingston (NS), JAM	4 Mar
51.85	Halomoan Edwin BINSAR (INA)	Jakarta	23 Apr
51.94	Rovane WILLIAMS (JAM)	Nairobi	13 Jul
52.02	Lindokuhle GORA (RSA)	Pretoria (Tuks)	17 Mar
52.06	Marcos A. MARTÍNEZ (CUB)	La Habana (Estadio Panamericano)	25 Feb
52.17	Adam MAYO (RSA)	Durban (Kings Park)	1 Apr

# RESULTS

## High Jump Boys - Final



RECORDS	RESULT	NAME	COUNTRY	AGE	VENUE	DATE
World U18 Best	<b>WU18B</b>	2.33 Javier SOTOMAYOR	CUB	17	La Habana	19 May 1984
Championship Record	<b>CR</b>	2.27 Haiqiang HUANG	CHN	17	Marrakech (Sidi Youssef Ben Ali)	16 Jul 2005
World U18 Leading	<b>WU18L</b>	2.24 Breyton POOLE	RSA	17	Nairobi	15 Jul 2017

15 July 2017 10:59 START TIME 18° C 68 %  
TEMPERATURE HUMIDITY  
13:00 END TIME 22° C 57 %

PLACE	BIB	NAME	COUNTRY	DATE of BIRTH	ORDER	RESULT	1.97	2.02	2.07	2.11	2.14	2.16	2.18	2.20	2.22	2.24	2.27
1	435	Breyton POOLE	RSA	23 Mar 00	1	<b>2.24</b> <b>WU18L</b>	0	XO	0	0	0	XO	-	XO	0	XXO	XXX
2	260	Chima IHENETU	GER	3 Mar 00	8	<b>2.14</b> <b>PB</b>	0	0	0	XO	0	X	XX				
3	507	Vladyslav LAVSKYY	UKR	16 Mar 00	4	<b>2.11</b> <b>PB</b>	0	0	0	0	XXX						
4	407	Piotr SZTANDUR	POL	5 Aug 00	6	<b>2.11</b> <b>PB</b>	0	0	0	XXO	XXX						
5	128	Shaun MILLER	BAH	30 Jul 01	11	<b>2.11</b> <b>PB</b>	XXO	0	XXO	XXO	XXX						
6	125	Wuill VROLIJK	ARU	14 Jan 00	7	<b>2.07</b> <b>PB</b>	0	XO	0	XXX							
7	254	Devon BENDER	GER	16 Oct 00	5	<b>2.07</b>	0	XXO	0	XXX							
8	382	Erick PORTILLO	MEX	5 Oct 00	3	<b>2.02</b>	0	0	XXX								
9	517	Cao VO NGOC LONG	VIE	2 Apr 00	9	<b>2.02</b>	XO	XXO	XXX								
	149	Samuel Batista DE SOUSA	BRA	6 Dec 00	2	<b>NM</b>	XXX										
	327	Evans KIPCHIRCHIR	KEN	6 Jul 00	10	<b>NM</b>	XXX										

### ALL-TIME OUTDOOR TOP LIST

RESULT	NAME	VENUE	DATE
2.33	Javier SOTOMAYOR (CUB)	La Habana	19 May 84
2.29	Tim FORSYTH (AUS)	Plovdiv (Deveti Septemvri Stadium)	12 Aug 90
2.28	DotheL EDWARDS (USA)	Athens, GA	9 Jul 83
2.28	Oleksandr NARTOV (UKR)	Kyiv	28 May 05
2.28	James WHITE (USA)	Kansas City, MO	21 Apr 09
2.27	Sorin MATEI (ROU)	Galati	29 Aug 80
2.27	Serqey KLYUGIN (URS)	Thessaloniki	9 Aug 91
2.27	Haiqiang HUANG (CHN)	Marrakech (Sidi Youssef Ben Ali)	16 Jul 05
2.26	Patrik SJÖBERG (SWE)	Sotkamo	27 Jun 82
2.26	Sylwester BEDNAREK (POL)	Warszawa	18 Jun 06
2.26	Bohdan BONDARENKO (UKR)	(Chaoyang Sport Center)	17 Aug 06

### SEASON OUTDOOR TOP LIST

RESULT	NAME	VENUE	2017
2.24	Breyton POOLE (RSA)	Nairobi	15 Jul
2.18	Giacomo BELLI (ITA)	Campi Bisenzio	14 May
2.18	Kyle GARLAND (USA)	Millersville, PA	11 Jun
2.18	Thomas CARMOY (BEL)	Pontoise	7 Jul
2.17	Trey TINTINGER (USA)	Butte, MT	27 May
2.14	Chima IHENETU (GER)	Nairobi	15 Jul
2.13	Sean SZALEK (AUS)	Perth (Western AAC), AUS	25 Feb
2.12	Zhen WANG (CHN)	Nanchang	20 Apr
2.12	Taylor MINOS (FRA)	Pontoise	7 Jul
2.11	Sean LEE (USA)	Mission Viejo, CA	25 Feb
2.11	Piotr SZTANDUR (POL)	Nairobi	15 Jul
2.11	Shaun MILLER (BAH)	Nairobi	15 Jul
2.11	Vladyslav LAVSKYY (UKR)	Nairobi	15 Jul



# RESULTS

## Pole Vault Boys - Final



RECORDS	RESULT	NAME	COUNTRY	AGE	VENUE	DATE
World U18 Best	<b>WU18B</b>	5.55 Emmanouíl KARALÍS	GRE	17	Ostrava (Mestský Stadion)	20 May 2016
Championship Record	<b>CR</b>	5.30 Armand DUPLANTIS	SWE	16	Cali (Pascual Guerrero)	19 Jul 2015
Championship Record	<b>CR</b>	5.30 Vladyslav MALYKHIN	UKR	17	Cali (Pascual Guerrero)	19 Jul 2015
World U18 Leading	<b>WU18L</b>	5.31 Pål Haugen LILLEFOSSE	NOR	16	Somero	1 Jul 2017

16 July 2017 15:03 START TIME 24° C 47%  
TEMPERATURE HUMIDITY  
16:42 END TIME 26° C 47%

PLACE	BIB	NAME	COUNTRY	DATE of BIRTH	ORDER	RESULT	4.55	4.70	4.85	5.00	5.10	5.20	5.25				
1	249	Matthias ORBAN	FRA	21 Jan 00	1	5.00	0	XO	0	XXO	XXX						
2	201	Christos TAMANIS	CYP	22 Dec 00	9	4.85 <b>PB</b>	XO	0	XXO	XXX							
3	505	Illya KRAVCHENKO	UKR	8 Aug 00	2	4.70 <b>PB</b>	0	0	XXX								
4	256	Daniel BREINL	GER	6 Aug 00	8	4.70	0	XXO	XXX								
5	439	Valco VAN WYK	RSA	26 Jul 00	10	4.55	0	XXX									
6	308	Maksim GOLDOVSKIY	ISR	10 Nov 00	5	4.55	XO	XXX									
	241	Wilfrid BAMBOCK	FRA	23 Jan 00	7	NM	XXX										
	202	Filip BARTONEK	CZE	19 Mar 00	3	NM	XXX										
	181	Lucheng YANG	CHN	16 Mar 00	4	NM	XXX										
	123	Pablo ZAFFARONI	ARG	14 Jan 01	6	NM	XXX										

ALL-TIME OUTDOOR TOP LIST				SEASON OUTDOOR TOP LIST			
RESULT	NAME	VENUE	DATE	RESULT	NAME	VENUE	2017
5.55	Emmanouíl KARALÍS (GRE)	Ostrava (Mestský Stadion)	20 May 16	5.31	Pål Haugen LILLEFOSSE (NOR)	Somero	1 Jul
5.51	Germán CHIARAVIGLIO (ARG)	Porto Alegre	1 May 04	5.21	Colton CRUM (USA)	West Lafayette, IN	18 May
5.51	Armand DUPLANTIS (SWE)	Norrköping	13 Jul 16	5.12	Matthias ORBAN (FRA)	Angoulême	7 Jun
5.50	István BAGYULA (HUN)	Milano	19 Jun 86	5.01	Marcus KYTÖLÄ (FIN)	Somero	1 Jul
5.46	Masaki EJIMA (JPN)	Kitakami	7 Oct 16	5.00	Valco VAN WYK (RSA)	Cape Town (Green Point)	8 Apr
5.45	Griqoriy YEGOROV (URS)	Simferopol	26 May 84	5.00	Kasinpob CHOMCHANAD (THA)	Bangkok (National Stadium)	20 May
5.45	Yancheng YANG (CHN)	Nanjing	18 Oct 05	4.94	Hendrick VAN WYK (RSA)	Durban (Kings Park)	30 Mar
5.43	Daniel CLEMENS (GER)	Rhede	7 Aug 09	4.92	Sasha ZHOYA (AUS)	Sydney (SOPAC)	27 Mar
5.42	Raphael Marcel HOLZDEPPE (GER)	Zweibrücken	4 Aug 06	4.91	Filip BARTONEK (CZE)	Miskolc	16 Jun
5.40	Arto PELTONIEMI (FIN)	Raahel	7 Jul 83	4.90	Wilfrid BAMBOCK (FRA)	Vénissieux	3 Jun
5.40	Maksim TARASOV (URS)	La Habana	21 Aug 87	4.90	Ivan DE ANGELIS (ITA)	Rieti (Guidobaldi)	17 Jun
5.40	Andrey KRAVCHENKO (URS)	Simferopol	27 May 88	4.90	Artur BORTNIKOV (UKR)	Kropyvnytskyi	21 Jun
5.40	Gérald BAUDOUIN (FRA)	Saint-Denis	15 Oct 89				
5.40	Ganq XU (CHN)	Shijiazhuang	24 Sep 96				
5.40	Brandon BRAY (USA)	Austin (Myers Stadium), TX	10 May 14				



# RESULTS

## Long Jump Boys - Final



RECORDS	RESULT	NAME	COUNTRY	AGE	VENUE	DATE	
World U18 Best	<b>WU18B</b>	<b>8.28</b>	Maykel MASSÓ	CUB	17	La Habana (Estadio Panamericano)	28 May 2016
Championship Record	<b>CR</b>	<b>8.05</b>	Maykel MASSÓ	CUB	16	Cali (Pascual Guerrero)	16 Jul 2015
World U18 Leading	<b>WU18L</b>	<b>7.88</b>	Maikel Y. VIDAL	CUB	17	Nairobi	13 Jul 2017

**13 July 2017** 16:39 START TIME 24° C 57 %  
TEMPERATURE HUMIDITY  
18:10 END TIME 25° C 51 %

PLACE	BIB	NAME	COUNTRY	DATE OF BIRTH	ORDER	RESULT	1	2	3	ORDER	4	5	6
1	198	Maikel Y. VIDAL	CUB	6 Jan 00	2	<b>7.88</b> -0.5	7.34 +1.5	X 0.0	7.88 -0.5	8	X 0.0	X 0.0	X 0.0
2	197	Lester A. LESCAY	CUB	15 Oct 01	7	<b>7.79</b> +1.3	7.49 -0.7	7.28 +0.1	X 0.0	7	7.54 +0.6	X 0.0	7.79 +1.3
3	418	Andreas Samuel BUCSA	ROU	4 May 00	12	<b>7.47</b> +2.8	7.38 -1.1	X 0.0	7.26 -0.8	5	7.38 -1.4	X 0.0	7.47 w +2.8
4	427	Julian BOGNER	RSA	25 Feb 00	13	<b>7.40</b> +1.4	X 0.0	X 0.0	7.40 +1.4	6	X 0.0	7.15 +0.6	X 0.0
5	164	Xilong HE	CHN	24 Feb 00	3	<b>7.38</b> +0.2	X +1.7	7.38 +0.2	X 0.0	4	7.14 -2.5	X 0.0	7.18 +0.6
6	315	Wayne PINNOCK	JAM	24 Oct 00	8	<b>7.27</b> +0.9	7.27 +0.9	6.92 -1.4	6.99 +0.5	3	7.11 +0.5	X 0.0	X 0.0
7	193	Marko CEKO	CRO	3 Aug 00	14	<b>7.24</b> -1.2	7.24 -1.2	7.00 0.0	X 0.0	2	7.06 -0.7	X 0.0	6.20 0.0
8	132	Denvaughn WHYMNS	BAH	9 Dec 00	4	<b>7.20</b> +0.1	7.05 +1.9	7.20 +0.1	7.06 +0.5	1	7.00 -0.4	7.04 -0.3	7.15 +0.5
9	258	Ole GRAMMANN	GER	5 Sep 00	11	<b>7.12</b> +0.8	6.97 +0.2	7.12 +0.8	6.91 -0.4				
10	190	Juan David MORENO	COL	13 Apr 00	10	<b>7.10</b> +0.3	7.09 +0.4	7.10 +0.3	6.83 +0.5				
11	372	Muhammad Nazri MUSTAFA	MAS	10 Jun 00	9	<b>7.08</b> +3.4	6.71 +1.0	6.61 +1.2	7.08 w +3.4				
12	121	Matías PELLEGRINO	ARG	14 Apr 00	1	<b>7.04</b> -1.7	7.04 -1.7	6.96 -2.1	5.22 -0.1				
13	336	Musyoka MWEMA	KEN	28 Feb 00	5	<b>6.95</b> +2.4	6.95 w +2.4	6.70 -1.7	X 0.0				
14	259	Luka HERDEN	GER	9 Feb 00	6	<b>6.75</b> +0.3	X +1.7	X 0.0	6.75 +0.3				

### ALL-TIME OUTDOOR TOP LIST

RESULT	NAME	VENUE	DATE
8.28	Maykel MASSÓ (CUB)	La Habana (Estadio Panamericano)	28 May 16
8.25	Luis Alberto BUENO (CUB)	La Habana	28 Sep 86
8.17	Xiaoyi ZHANG (CHN)	Chongqing	23 Apr 06
8.12	Ahmed Fayez AL-DOSARI (KSA)	Al-Qatif	27 Mar 02
8.05	Kareem STREETE-THOMPSON (CAY)	Orlando, FL	20 Jul 90
8.05	Juan Miquel ECHEVARRÍA (CUB)	Estadio Panamericano	15 May 15
8.04	Jianan WANG (CHN)	Kunshan	22 Sep 12
8.03	Chenq WANG (CHN)	Shanghai	22 Oct 97
8.02	Penq CAI (CHN)	Xinxiang	24 May 99
8.01	Darcy ROPER (AUS)	Cali (Pascual Guerrero)	16 Jul 15

### SEASON OUTDOOR TOP LIST

RESULT	NAME	VENUE	2017
7.88	Maikel Y. VIDAL (CUB)	Nairobi	13 Jul
7.79	Lester A. LESCAY (CUB)	Nairobi	13 Jul
7.77	Jarod BIYA (SUI)	Geneve (Bout-du-Monde)	10 Jun
7.63	Andreas Samuel BUCSA (ROU)	Pitesti (Dobrin Stadium)	25 Jun
7.53	Hua Yu WEN (TPE)	Bangkok	12 Jun
7.50	Julian BOGNER (RSA)	Cape Town (Green Point)	8 Apr
7.50	Luka HERDEN (GER)	Regensburg	11 Jun
7.49	Seunqjun LEE (KOR)	Bangkok (National Stadium)	21 May
7.45	Xilong HE (CHN)	Nanchang	19 Apr
7.43	Davide ROSSI (ITA)	Rieti (Guidobaldi)	17 Jun

# RESULTS

## Triple Jump Boys - Final



RECORDS	RESULT	NAME	COUNTRY	AGE	VENUE	DATE
World U18 Best	<b>WU18B</b>	17.30	Jordan A. DÍAZ	CUB	16	Nairobi 14 Jul 2017
Championship Record	<b>CR</b>	17.30	Jordan A. DÍAZ	CUB	16	Nairobi 14 Jul 2017
World U18 Leading	<b>WU18L</b>	17.30	Jordan A. DÍAZ	CUB	16	Nairobi 14 Jul 2017

14 July 2017 17:08 START TIME 22° C 61 %  
 TEMPERATURE HUMIDITY  
 18:28 END TIME 22° C 57 %

PLACE	BIB	NAME	COUNTRY	DATE of BIRTH	ORDER	RESULT	1	2	3	ORDER	4	5	6
1	195	Jordan A. DÍAZ	CUB	23 Feb 01	4	<b>17.30</b> +0.6	15.99 +1.5	16.25 +0.1	17.00 -0.8	8	17.30 +0.6	-	X 0.0
2	213	Frixon David CHILA	ECU	18 Aug 00	1	<b>15.92</b> +0.4	15.50 +0.4	15.48 -0.2	15.81 +0.6	6	15.83 +1.1	15.92 +0.4	15.62 +0.9
3	188	Arnovis de Jesús DALMERO	COL	23 Sep 00	9	<b>15.89</b> +0.7	14.75 -1.6	15.52 +0.2	15.89 +0.7	7	15.32 -0.4	15.35 +1.5	X 0.0
4	196	Yusniel JORRÍN	CUB	2 Feb 01	12	<b>15.88</b> -0.3	X 0.0	15.57 -0.7	X 0.0	5	15.88 -0.3	15.75 0.0	15.87 +0.1
5	314	Owayne OWENS	JAM	8 Mar 00	7	<b>15.55</b> +2.0	14.52 +0.9	15.37 +0.8	X 0.0	3	14.82 -0.3	15.55 +2.0	14.97 -1.5
6	232	Adir GUR	ETH	23 Mar 00	6	<b>15.42</b> +0.7	15.22 +1.0	14.70 +0.7	15.42 +0.7	4	14.89 +0.6	15.06 +0.5	X 0.0
7	504	Artem KONOVALENKO	UKR	11 May 00	11	<b>15.34</b> +1.6	14.97 +1.3	X 0.0	15.29 -0.2	2	14.63 -1.0	15.34 +1.6	X
8	114	Taeco O'GARRO	ANT	3 Sep 01	5	<b>15.06</b> +0.7	14.18 w +2.5	14.33 -1.4	15.06 +0.7	1	14.78 0.0	13.94 +0.1	14.71 +0.5
9	326	Vincent Kipkoech KILEL	KEN	6 Jun 00	10	<b>14.89</b> +0.8	14.53 +0.4	14.82 +1.4	14.89 +0.8				
10	175	Hanchen WAN	CHN	16 Jun 01	3	<b>14.81</b> -0.8	X 0.0	14.81 -0.8	14.62 -0.7				
11	372	Muhammad Nazri MUSTAFA	MAS	10 Jun 00	8	<b>14.64</b> +1.7	13.76 +1.3	14.64 +1.7	14.25 +0.5				
12	246	Anaël-Thomas GOGOIS	FRA	24 Jun 00	2	<b>14.46</b> +1.0	14.46 +1.0	X +1.0	r				

ALL-TIME OUTDOOR TOP LIST				SEASON OUTDOOR TOP LIST			
RESULT	NAME	VENUE	DATE	RESULT	NAME	VENUE	2017
17.30	Jordan A. DÍAZ (CUB)	Nairobi	14 Jul 17	17.30	Jordan A. DÍAZ (CUB)	Nairobi	14 Jul
17.24	Lázaro MARTÍNEZ (CUB)	Habana (Estadio Panamericano)	1 Feb 14	16.02	Yusniel JORRÍN (CUB)	La Habana (Estadio Panamericano)	16 Jun
16.89	Junjie GU (CHN)	Guangzhou	25 Aug 00	16.00	Mailon MESA (CUB)	La Habana (Estadio Panamericano)	16 Jun
16.68	Yoelbi QUESADA (CUB)	La Habana	7 Jul 90	15.92	Frixon David CHILA (ECU)	Nairobi	14 Jul
16.63	Héctor Dairo FUENTES (CUB)	Lech (Sidi Youssef Ben Ali)	16 Jul 05	15.89	Arnovis de Jesús DALMERO (COL)	Nairobi	14 Jul
16.56	Ernesto REVÉ (CUB)	La Habana (Estadio Panamericano)	30 May 09	15.79	Adir GUR (ETH)	Addis Ababa	16 May
16.55	Latario COLLIE-MINNS (BAH)	Nassau	26 Mar 11	15.55	Owayne OWENS (JAM)	Nairobi	14 Jul
16.50	René MOLA (CUB)	La Habana	12 Mar 04	15.39	Adrian Henrique VIEIRA (BRA)	Campinas	22 Apr
16.48	Yaoqing FANG (CHN)	Donetsk	13 Jul 13	15.38	Musyoka MWEMA (KEN)	Nairobi (Nyayo Stadium)	14 Jun
16.45	Ilya EFREMOV (RUS)	Marrakech (Sidi Youssef Ben Ali)	16 Jul 05	15.34	Artem KONOVALENKO (UKR)	Nairobi	14 Jul
16.45	Cristian NÁPOLES (CUB)	Habana (Estadio Panamericano)	15 May 15				



# SUMMARY



## Triple Jump Boys - Qualification

With qualifying standard of 15.30 (Q) or at least the 12 best performers (q) advance to the Final

RECORDS	RESULT	NAME	COUNTRY	AGE	VENUE	DATE
World U18 Best	<b>WU18B</b>	17.24 Lázaro MARTÍNEZ	CUB	17	La Habana (Estadio Panamericano)	1 Feb 2014
Championship Record	<b>CR</b>	16.63 Héctor Dairo FUENTES	CUB	17	Marrakech (Sidi Youssef Ben Ali)	16 Jul 2005
Championship Record	<b>CR</b>	16.63 Lázaro MARTÍNEZ	CUB	16	Donetsk	13 Jul 2013
World U18 Leading	<b>WU18L</b>	16.66 Jordan A. DÍAZ	CUB	16	La Habana (Estadio Panamericano)	17 Mar 2017

12 July 2017

RANK	PLACE	GROUP	BIB	NAME	COUNTRY	DATE of BIRTH	RESULT		WIND
1	1	A	195	Jordan A. DÍAZ	CUB	23 Feb 01	<b>15.95</b>	<b>Q</b>	0.0
2	1	B	213	Frixon David CHILA	ECU	18 Aug 00	<b>15.60</b>	<b>Q</b>	-0.8
3	2	B	196	Yusniel JORRÍN	CUB	2 Feb 01	<b>15.50</b>	<b>Q</b>	-0.2
4	2	A	232	Adir GUR	ETH	23 Mar 00	<b>15.35</b>	<b>Q</b>	+0.9
5	3	B	504	Artem KONOVALENKO	UKR	11 May 00	<b>15.21</b>	q <b>PB</b>	+0.2
6	3	A	372	Muhammad Nazri MUSTAFA	MAS	10 Jun 00	<b>14.99</b>	q	+1.1
7	4	A	188	Arnovis de Jesús DALMERO	COL	23 Sep 00	<b>14.92</b>	q	-0.8
8	5	A	175	Hanchen WAN	CHN	16 Jun 01	<b>14.88</b>	q	-0.2
9	6	A	114	Taeco O'GARRO	ANT	3 Sep 01	<b>14.76</b>	q	+0.7
10	4	B	314	Owayne OWENS	JAM	8 Mar 00	<b>14.75</b>	q	+0.9
11	5	B	246	Anaël-Thomas GOGOIS	FRA	24 Jun 00	<b>14.70</b>	q	+0.2
12	7	A	326	Vincent Kipkoech KILEL	KEN	6 Jun 00	<b>14.68</b>	q	0.0
13	6	B	421	Marian PETRE	ROU	28 Mar 00	<b>14.65</b>		-0.4
14	7	B	336	Musyoka MWEMA	KEN	28 Feb 00	<b>14.63</b>		+0.8
15	8	B	153	Adrian Henrique VIEIRA	BRA	3 Jan 01	<b>13.91</b>		-2.1
16	9	B	187	Geiner CHIQUILLO	COL	24 Jun 00	<b>13.84</b>		+0.6
		A	301	Hamidreza KIA	IRI	4 Feb 01	<b>NM</b>		
		A	322	Safin WILLS	JAM	21 Aug 00	<b>NM</b>		

### ALL-TIME OUTDOOR TOP LIST

### SEASON OUTDOOR TOP LIST

RESULT	NAME	VENUE	DATE	RESULT	NAME	VENUE	2017
17.24	Lázaro MARTÍNEZ (CUB)	Habana (Estadio Panamericano)	1 Feb 14	16.66	Jordan A. DÍAZ (CUB)	La Habana (Estadio Panamericano)	17 Mar
16.89	Junjie GU (CHN)	Guangzhou	25 Aug 00	16.02	Yusniel JORRÍN (CUB)	La Habana (Estadio Panamericano)	16 Jun
16.68	Yoelbi QUESADA (CUB)	La Habana	7 Jul 90	16.00	Maiton MESA (CUB)	La Habana (Estadio Panamericano)	16 Jun
16.66	Jordan A. DÍAZ (CUB)	La Habana (Estadio Panamericano)	17 Mar 17	15.89	Frixon David CHILA (ECU)	Cuenca (Estadio J. Pérez), ECU	21 May
16.63	Héctor Dairo FUENTES (CUB)	ech (Sidi Youssef Ben Ali)	16 Jul 05	15.79	Adir GUR (ETH)	Addis Ababa	16 May
16.56	Ernesto REVÉ (CUB)	La Habana (Estadio Panamericano)	30 May 09	15.64	Arnovis de Jesús DALMERO (COL)	Leonora, GUY	4 Jun
16.55	Latario COLLIE-MINNS (BAH)	Nassau	26 Mar 11	15.39	Adrian Henrique VIEIRA (BRA)	Campinas	22 Apr
16.50	René MOLA (CUB)	La Habana	12 Mar 04	15.38	Musyoka MWEMA (KEN)	Nairobi (Nyayo Stadium)	14 Jun
16.48	Yaoqing FANG (CHN)	Donetsk	13 Jul 13	15.32	Safin WILLS (JAM)	Kingston (NS), JAM	31 Mar
16.45	Ilya EFREMOV (RUS)	Marrakech (Sidi Youssef Ben Ali)	16 Jul 05	15.29	Taeco O'GARRO (ANT)	St. George's (National Stadium)	2 Jul
16.45	Cristian NÁPOLES (CUB)	Habana (Estadio Panamericano)	15 May 15				



# RESULTS



## Triple Jump Boys - Qualification

With qualifying standard of 15.30 (Q) or at least the 12 best performers (q) advance to the Final

RECORDS	RESULT	NAME	COUNTRY	AGE	VENUE	DATE	
World U18 Best	<b>WU18B</b>	17.24	Lázaro MARTÍNEZ	CUB	17	La Habana (Estadio Panamericano)	1 Feb 2014
Championship Record	<b>CR</b>	16.63	Héctor Dairo FUENTES	CUB	17	Marrakech (Sidi Youssef Ben Ali)	16 Jul 2005
Championship Record	<b>CR</b>	16.63	Lázaro MARTÍNEZ	CUB	16	Donetsk	13 Jul 2013
World U18 Leading	<b>WU18L</b>	16.66	Jordan A. DÍAZ	CUB	16	La Habana (Estadio Panamericano)	17 Mar 2017

### Group A

12 July 2017 17:29 START TIME 27° C 34 %  
TEMPERATURE HUMIDITY  
19:12 END TIME 20° C 70 %

PLACE	BIB	NAME	COUNTRY	DATE of BIRTH	ORDER	RESULT	1	2	3
1	195	Jordan A. DÍAZ	CUB	23 Feb 01	3	15.95 Q 0.0	15.95		
2	232	Adir GUR	ETH	23 Mar 00	6	15.35 Q +0.9	14.73 w +3.3	15.35 +0.9	
3	372	Muhammad Nazri MUSTAFA	MAS	10 Jun 00	1	14.99 q +1.1	14.99 +1.1	X +0.2	-
4	188	Arnovis de Jesús DALMERO	COL	23 Sep 00	8	14.92 q -0.8	14.08 w +3.3	14.92 -0.8	14.84 +0.2
5	175	Hanchen WAN	CHN	16 Jun 01	5	14.88 q -0.2	14.50	14.79 +0.9	14.88 -0.2
6	114	Taeco O'GARRO	ANT	3 Sep 01	4	14.76 q +0.7	14.76 +0.7	X	14.47 +0.1
7	326	Vincent Kipkoech KILEL	KEN	6 Jun 00	9	14.68 q 0.0	14.68 0.0	14.66 -0.4	X +0.2
	301	Hamidreza KIA	IRI	4 Feb 01	2	NM	X +2.9	0.0	
	322	Safin WILLS	JAM	21 Aug 00	7	NM	X 0.0	X -0.3	X +0.4

### Group B

12 July 2017 17:28 START TIME 27° C 34 %  
TEMPERATURE HUMIDITY  
19:16 END TIME 20° C 70 %

PLACE	BIB	NAME	COUNTRY	DATE of BIRTH	ORDER	RESULT	1	2	3
1	213	Frixon David CHILA	ECU	18 Aug 00	2	15.60 Q -0.8	14.98 +2.0	14.99 +0.5	15.60 -0.8
2	196	Yusniel JORRÍN	CUB	2 Feb 01	3	15.50 Q -0.2	15.25 +2.0	15.15 -0.8	15.50 -0.2
3	504	Artem KONOVALENKO	UKR	11 May 00	7	15.21 q <b>PB</b> +0.2	14.97 0.0	X -0.7	15.21 +0.2
4	314	Owayne OWENS	JAM	8 Mar 00	1	14.75 q +0.9	14.75 +0.9	14.28 -1.1	13.71 +0.3
5	246	Anaël-Thomas GOGOIS	FRA	24 Jun 00	9	14.70 q +0.2	14.49 -0.1	14.70 +0.2	14.24 +0.8
6	421	Marian PETRE	ROU	28 Mar 00	5	14.65 -0.4	14.03 w +2.1	14.65 -0.4	X 0.0
7	336	Musyoka MWEMA	KEN	28 Feb 00	4	14.63 +0.8	X +1.0	14.63 +0.8	14.37 -0.3
8	153	Adrian Henrique VIEIRA	BRA	3 Jan 01	6	13.91 -2.1	X +2.9	13.91 -2.1	X +0.2
9	187	Geiner CHIQUILLO	COL	24 Jun 00	8	13.84 +0.6	X -0.8	13.84 +0.6	X +0.7



**RESULTS**  
**Triple Jump Boys - Qualification**

ALL-TIME OUTDOOR TOP LIST				SEASON OUTDOOR TOP LIST			
RESULT	NAME	VENUE	DATE	RESULT	NAME	VENUE	2017
17.24	Lázaro MARTÍNEZ (CUB)	Habana (Estadio Panamericano)	1 Feb 14	16.66	Jordan A. DÍAZ (CUB)	La Habana (Estadio Panamericano)	17 Mar
16.89	Junjie GU (CHN)	Guangzhou	25 Aug 00	16.02	Yusniel JORRÍN (CUB)	La Habana (Estadio Panamericano)	16 Jun
16.68	Yoelbi QUESADA (CUB)	La Habana	7 Jul 90	16.00	Mailon MESA (CUB)	La Habana (Estadio Panamericano)	16 Jun
16.66	Jordan A. DÍAZ (CUB)	La Habana (Estadio Panamericano)	17 Mar 17	15.89	Frixon David CHILA (ECU)	Cuenca (Estadio J. Pérez), ECU	21 May
16.63	Héctor Dairo FUENTES (CUB)	Marrakech (Sidi Youssef Ben Ali)	16 Jul 05	15.79	Adir GUR (ETH)	Addis Ababa	16 May
16.56	Ernesto REVÉ (CUB)	La Habana (Estadio Panamericano)	30 May 09	15.64	Arnovis de Jesús DALMERO (COL)	Leonora, GUY	4 Jun
16.55	Latario COLLIE-MINNS (BAH)	Nassau	26 Mar 11	15.39	Adrian Henrique VIEIRA (BRA)	Campinas	22 Apr
16.50	René MOLA (CUB)	La Habana	12 Mar 04	15.38	Musyoka MWEMA (KEN)	Nairobi (Nyayo Stadium)	14 Jun
16.48	Yaoqing FANG (CHN)	Donetsk	13 Jul 13	15.32	Safin WILLS (JAM)	Kingston (NS), JAM	31 Mar
16.45	Ilya EFREMOV (RUS)	Marrakech (Sidi Youssef Ben Ali)	16 Jul 05	15.29	Taeco O'GARRO (ANT)	St. George's (National Stadium)	2 Jul
16.45	Cristian NÁPOLES (CUB)	Habana (Estadio Panamericano)	15 May 15				



# RESULTS



## Shot Put (5kg) Boys - Final

RECORDS	RESULT	NAME	COUNTRY	AGE	VENUE	DATE
World U18 Best	<b>WU18B</b>	24.45 Jacko GILL	NZL	17	Auckland (North Shore)	19 Dec 2011
Championship Record	<b>CR</b>	24.35 Jacko GILL	NZL	17	Lille	7 Jul 2011
World U18 Leading	<b>WU18L</b>	20.72 Timo NORTHOFF	GER	17	Nairobi	13 Jul 2017

13 July 2017 17:34 START TIME 25° C 51 %  
TEMPERATURE HUMIDITY  
18:44 END TIME 22° C 65 %

PLACE	BIB	NAME	COUNTRY	DATE of BIRTH	ORDER	RESULT	1	2	3	ORDER	4	5	6
1	266	Timo NORTHOFF	GER	18 Jan 00	3	<b>20.72</b> <b>WU18L</b>	20.12	20.50	X	8	X	X	20.72
2	139	Mikhail SAMUSEU	BLR	25 Apr 00	12	<b>19.99</b>	19.44	19.20	X	6	19.88	19.99	19.23
3	429	Jonathan DE LACEY LACEY	RSA	5 Jan 00	10	<b>19.93</b> <b>PB</b>	18.87	19.93	X	7	18.79	X	19.87
4	160	Claudio ROMERO	CHI	10 Jul 00	11	<b>19.22</b> <b>PB</b>	17.84	X	18.97	4	X	18.95	19.22
5	135	Nermin ŠTITKOVAC	BIH	14 Sep 00	4	<b>19.06</b>	18.36	18.87	19.06	5	18.28	18.84	X
6	483	Alperen KARAHAN	TUR	27 Oct 00	2	<b>18.57</b>	17.74	18.26	18.57	3	17.48	18.49	18.39
7	185	Yingxu ZHU	CHN	20 Oct 00	7	<b>18.53</b>	18.20	18.20	18.47	1	18.53	X	X
8	163	Jian GAO	CHN	6 Jan 00	9	<b>18.51</b>	18.51	X	17.86	2	17.91	17.88	X
9	289	Mohit MOHIT	IND	28 Dec 00	6	<b>18.41</b>	17.47	16.79	18.41				
10	205	Jakub HÉŽA	CZE	23 May 00	8	<b>18.40</b>	18.40	X	X				
11	285	Kartikay KARTIKAY	IND	18 Jan 01	1	<b>16.95</b>	X	16.95	X				
12	406	Michal SKOPINSKI	POL	5 Sep 00	5	<b>16.80</b>	X	X	16.80				

ALL-TIME OUTDOOR TOP LIST				SEASON OUTDOOR TOP LIST			
RESULT	NAME	VENUE	DATE	RESULT	NAME	VENUE	2017
24.45	Jacko GILL (NZL)	Auckland (North Shore)	19 Dec 11	20.72	Timo NORTHOFF (GER)	Nairobi	13 Jul
23.23	Krzysztof BRZOZOWSKI (POL)	Singapore	23 Aug 10	20.62	Nermin ŠTITKOVAC (BIH)	Split	25 Jun
23.17	Konrad BUKOWIECKI (POL)	Nanjing (Olympic Stadium)	24 Aug 14	20.52	Arttu KORKEASALO (FIN)	Hämeenkyrö	28 May
22.79	Marin PREMERU (CRO)	Varaždin	13 Oct 07	20.51	Jonas TESCH (GER)	Schweinfurt	24 Jun
22.44	Mykyta NESTERENKO (UKR)	Kyiv (Koncha Zaspal)	20 May 08	20.37	Mikhail SAMUSEU (BLR)	Grodno	16 Jun
22.10	Like WANG (CHN)	Huizhou	22 Jul 06	20.01	Alexander KOLESNIKOFF (AUS)	Sydney (SOPAC)	11 Mar
22.05	Rosen KARAMFILOV (BUL)	Halle	21 May 06	19.97	Nick PALMER (NZL)	Sydney (SOPAC)	28 Mar
22.02	Patrick MÜLLER (GER)	Donetsk	10 Jul 13	19.93	Jonathan DE LACEY LACEY (RSA)	Nairobi	13 Jul
22.00	Adrian PIPERI III (USA)	Cali (Pascual Guerrero)	15 Jul 15	19.85	Bryan F. PÉREZ (CUB)	La Habana (Estadio Panamericano)	15 Jun
21.94	Henning PRÜFER (GER)	Donetsk	10 Jul 13	19.61	Nico MAIER (GER)	Schweinfurt	24 Jun

## SUMMARY



### Shot Put (5kg) Boys - Qualification

With qualifying standard of 19.25 (Q) or at least the 12 best performers (q) advance to the Final

RECORDS	RESULT	NAME	COUNTRY	AGE	VENUE	DATE
World U18 Best	<b>WU18B</b>	24.45 Jacko GILL	NZL	17	Auckland (North Shore)	19 Dec 2011
Championship Record	<b>CR</b>	24.35 Jacko GILL	NZL	17	Lille	7 Jul 2011
World U18 Leading	<b>WU18L</b>	20.62 Nermin ŠTITKOVAC	BIH	17	Split	25 Jun 2017

13 July 2017

RANK	PLACE	GROUP	BIB	NAME	COUNTRY	DATE of BIRTH	RESULT	
1	1	A	135	Nermin ŠTITKOVAC	BIH	14 Sep 00	<b>19.60</b>	<b>Q</b>
2	2	A	266	Timo NORTHOFF	GER	18 Jan 00	<b>19.37</b>	<b>Q</b>
3	1	B	483	Alperen KARAHAN	TUR	27 Oct 00	<b>19.00</b>	<b>q</b>
4	2	B	185	Yingxu ZHU	CHN	20 Oct 00	<b>18.87</b>	<b>q</b> <b>SB</b>
5	3	B	139	Mikhail SAMUSEU	BLR	25 Apr 00	<b>18.79</b>	<b>q</b>
6	3	A	205	Jakub HÉŽA	CZE	23 May 00	<b>18.41</b>	<b>q</b>
7	4	A	429	Jonathan DE LACEY LACEY	RSA	5 Jan 00	<b>18.29</b>	<b>q</b>
8	4	B	160	Claudio ROMERO	CHI	10 Jul 00	<b>18.02</b>	<b>q</b> <b>SB</b>
9	5	A	285	Kartikay KARTIKAY	IND	18 Jan 01	<b>17.87</b>	<b>q</b>
10	6	A	406	Michal SKOPINSKI	POL	5 Sep 00	<b>17.86</b>	<b>q</b>
11	7	A	163	Jian GAO	CHN	6 Jan 00	<b>17.76</b>	<b>q</b>
12	5	B	289	Mohit MOHIT	IND	28 Dec 00	<b>17.55</b>	<b>q</b>
13	6	B	298	AmirHossein DARVISHI	IRI	12 Sep 00	<b>17.33</b>	
14	7	B	386	Risto DROBNJAK	MNE	16 Feb 00	<b>17.13</b>	
15	8	B	409	Kornel WARSZAWSKI	POL	11 Jan 00	<b>16.81</b>	
16	8	A	302	Mohammadtaghi MEHRALI	IRI	5 Dec 00	<b>16.31</b>	
17	9	A	371	Samuel Ling JENG YI	MAS	28 Jan 00	<b>15.89</b>	
18	9	B	339	Joseph Nyakundi NYAANGA	KEN	10 Mar 00	<b>13.02</b>	<b>PB</b>
		B	270	Jonas TESCH	GER	29 Oct 00	<b>DNS</b>	

ALL-TIME OUTDOOR TOP LIST				SEASON OUTDOOR TOP LIST			
RESULT	NAME	VENUE	DATE	RESULT	NAME	VENUE	2017
24.45	Jacko GILL (NZL)	Auckland (North Shore)	19 Dec 11	20.62	Nermin ŠTITKOVAC (BIH)	Split	25 Jun
23.23	Krzysztof BRZOZOWSKI (POL)	Singapore	23 Aug 10	20.52	Arttu KORKEASALO (FIN)	Hämeenkyrö	28 May
23.17	Konrad BUKOWIECKI (POL)	Nanjing (Olympic Stadium)	24 Aug 14	20.51	Jonas TESCH (GER)	Schweinfurt	24 Jun
22.79	Marin PREMERU (CRO)	Varaždin	13 Oct 07	20.47	Timo NORTHOFF (GER)	Hagen	17 Jun
22.44	Mykyta NESTERENKO (UKR)	Kyiv (Koncha Zaspal)	20 May 08	20.37	Mikhail SAMUSEU (BLR)	Grodno	16 Jun
22.10	Like WANG (CHN)	Huizhou	22 Jul 06	20.01	Alexander KOLESNIKOFF (AUS)	Sydney (SOPAC)	11 Mar
22.05	Rosen KARAMFILOV (BUL)	Halle	21 May 06	19.97	Nick PALMER (NZL)	Sydney (SOPAC)	28 Mar
22.02	Patrick MÜLLER (GER)	Donetsk	10 Jul 13	19.85	Bryan F. PÉREZ (CUB)	La Habana (Estadio Panamericano)	15 Jun
22.00	Adrian PIPERI III (USA)	Cali (Pascual Guerrero)	15 Jul 15	19.70	Jonathan DE LACEY LACEY (RSA)	Germiston	4 Mar
21.94	Henning PRÜFER (GER)	Donetsk	10 Jul 13	19.61	Nico MAIER (GER)	Schweinfurt	24 Jun



# RESULTS



## Shot Put (5kg) Boys - Qualification

With qualifying standard of 19.25 (Q) or at least the 12 best performers (q) advance to the Final

RECORDS	RESULT	NAME	COUNTRY	AGE	VENUE	DATE
World U18 Best	<b>WU18B</b>	24.45	Jacko GILL	NZL	17	Auckland (North Shore) 19 Dec 2011
Championship Record	<b>CR</b>	24.35	Jacko GILL	NZL	17	Lille 7 Jul 2011
World U18 Leading	<b>WU18L</b>	20.62	Nermin ŠTITKOVAČ	BIH	17	Split 25 Jun 2017

### Group A

13 July 2017 09:46 START TIME 15° C 94 %  
TEMPERATURE HUMIDITY  
10:24 END TIME 16° C 88 %

PLACE	BIB	NAME	COUNTRY	DATE OF BIRTH	ORDER	RESULT	1	2	3
1	135	Nermin ŠTITKOVAČ	BIH	14 Sep 00	2	<b>19.60</b> Q	19.60		
2	266	Timo NORTHOFF	GER	18 Jan 00	9	<b>19.37</b> Q	17.08	17.53	19.37
3	205	Jakub HÉŽA	CZE	23 May 00	6	<b>18.41</b> q	17.74	17.41	18.41
4	429	Jonathan DE LACEY LACEY	RSA	5 Jan 00	7	<b>18.29</b> q	17.87	17.80	18.29
5	285	Kartikay KARTIKAY	IND	18 Jan 01	4	<b>17.87</b> q	17.67	17.87	X
6	406	Michał SKOPINSKI	POL	5 Sep 00	8	<b>17.86</b> q	17.24	17.86	X
7	163	Jian GAO	CHN	6 Jan 00	1	<b>17.76</b> q	17.11	17.37	17.76
8	302	Mohammadtaghi MEHRALI	IRI	5 Dec 00	3	<b>16.31</b>	15.69	X	16.31
9	371	Samuel Ling JENG YI	MAS	28 Jan 00	5	<b>15.89</b>	15.89	X	X

### Group B

13 July 2017 09:45 START TIME 15° C 94 %  
TEMPERATURE HUMIDITY  
10:23 END TIME 16° C 88 %

PLACE	BIB	NAME	COUNTRY	DATE OF BIRTH	ORDER	RESULT	1	2	3
1	483	Alperen KARAHAN	TUR	27 Oct 00	9	<b>19.00</b> q	17.82	19.00	18.54
2	185	Yingxu ZHU	CHN	20 Oct 00	2	<b>18.87</b> q <b>SB</b>	18.83	18.68	18.87
3	139	Mikhail SAMUSEU	BLR	25 Apr 00	6	<b>18.79</b> q	17.38	X	18.79
4	160	Claudio ROMERO	CHI	10 Jul 00	7	<b>18.02</b> q <b>SB</b>	17.49	18.02	X
5	289	Mohit MOHIT	IND	28 Dec 00	1	<b>17.55</b> q	X	17.47	17.55
6	298	AmirHossein DARVISHI	IRI	12 Sep 00	10	<b>17.33</b>	16.19	17.33	17.25
7	386	Risto DROBNJAK	MNE	16 Feb 00	3	<b>17.13</b>	17.13	X	16.33
8	409	Kornel WARSZAWSKI	POL	11 Jan 00	8	<b>16.81</b>	X	X	16.81
9	339	Joseph Nyakundi NYAANGA	KEN	10 Mar 00	4	<b>13.02</b> <b>PB</b>	12.97	13.02	12.50
	270	Jonas TESCH	GER	29 Oct 00	5	<b>DNS</b>			

### ALL-TIME OUTDOOR TOP LIST

RESULT	NAME	VENUE	DATE
24.45	Jacko GILL (NZL)	Auckland (North Shore)	19 Dec 11
23.23	Krzysztof BRZOZOWSKI (POL)	Singapore	23 Aug 10
23.17	Konrad BUKOWIECKI (POL)	Nanjing (Olympic Stadium)	24 Aug 14
22.79	Marin PREMERU (CRO)	Varaždin	13 Oct 07
22.44	Mykyta NESTERENKO (UKR)	Kyiv (Koncha Zaspas)	20 May 08
22.10	Like WANG (CHN)	Huizhou	22 Jul 06
22.05	Rosen KARAMFILOV (BUL)	Halle	21 May 06
22.02	Patrick MÜLLER (GER)	Donetsk	10 Jul 13
22.00	Adrian PIPERI III (USA)	Calí (Pascual Guerrero)	15 Jul 15
21.94	Henning PRÜFER (GER)	Donetsk	10 Jul 13

### SEASON OUTDOOR TOP LIST

RESULT	NAME	VENUE	2017
20.62	Nermin ŠTITKOVAČ (BIH)	Split	25 Jun
20.52	Arttu KORKEASALO (FIN)	Hämeenkyrö	28 May
20.51	Jonas TESCH (GER)	Schweinfurt	24 Jun
20.47	Timo NORTHOFF (GER)	Hagen	17 Jun
20.37	Mikhail SAMUSEU (BLR)	Grodno	16 Jun
20.01	Alexander KOLESNIKOFF (AUS)	Sydney (SOPAC)	11 Mar
19.97	Nick PALMER (NZL)	Sydney (SOPAC)	28 Mar
19.85	Bryan F. PÉREZ (CUB)	La Habana (Estadio Panamericano)	15 Jun
19.70	Jonathan DE LACEY LACEY (RSA)	Germiston	4 Mar
19.61	Nico MAIER (GER)	Schweinfurt	24 Jun

# RESULTS



## Discus Throw (1.500kg) Boys - Final

RECORDS	RESULT	NAME	COUNTRY	AGE	VENUE	DATE
World U18 Best	<b>WU18B</b>	77.50 Mykyta NESTERENKO	UKR	17	Kyiv (Koncha Zaspal)	19 May 2008
Championship Record	<b>CR</b>	70.67 Mykyta NESTERENKO	UKR	16	Ostrava	13 Jul 2007
World U18 Leading	<b>WU18L</b>	64.33 Claudio ROMERO	CHI	17	Nairobi	15 Jul 2017

15 July 2017 18:27 START TIME 24° C 50 %  
TEMPERATURE HUMIDITY  
19:28 END TIME 21° C 56 %

PLACE	BIB	NAME	COUNTRY	DATE of BIRTH	ORDER	RESULT	1	2	3	ORDER	4	5	6
1	160	Claudio ROMERO	CHI	10 Jul 00	4	<b>64.33</b> <b>WU18L</b>	60.90	X	63.83	7	60.30	64.33	X
2	506	Oleksiy KYRYLIN	UKR	13 Apr 01	12	<b>63.98</b> <b>PB</b>	56.91	63.98	X	8	X	X	X
3	428	Morne BRANDON	RSA	25 Nov 00	2	<b>58.34</b>	X	39.63	57.19	3	55.47	57.04	58.34
4	152	Vitor Gabriel MOTIM	BRA	22 Mar 01	5	<b>58.27</b> <b>PB</b>	56.55	58.27	57.84	6	X	58.25	57.74
5	194	Ányel E. ÁLVAREZ	CUB	25 Feb 00	11	<b>57.93</b>	57.93	X	X	5	54.10	56.45	X
6	203	Jakub FOREJT	CZE	13 Jul 00	9	<b>57.44</b>	56.36	57.24	55.00	4	55.23	57.44	53.76
7	155	Aleks HRISTOV	BUL	23 Mar 00	10	<b>57.07</b>	57.07	56.71	X	2	X	52.07	56.10
8	284	Abhay GUPTA	IND	10 Mar 00	8	<b>57.04</b>	56.12	X	55.74	1	X	X	57.04
9	476	Burak DERTLI	TUR	25 Mar 00	3	<b>54.82</b>	52.24	X	54.82				
10	429	Jonathan DE LACEY LACEY	RSA	5 Jan 00	7	<b>54.02</b>	49.81	54.02	X				
11	409	Kornel WARSZAWSKI	POL	11 Jan 00	6	<b>53.78</b>	X	53.78	X				
12	135	Nermin ŠTITKOVAC	BIH	14 Sep 00	1	<b>53.02</b>	53.02	X	X				

ALL-TIME OUTDOOR TOP LIST				SEASON OUTDOOR TOP LIST			
RESULT	NAME	VENUE	DATE	RESULT	NAME	VENUE	2017
77.50	Mykyta NESTERENKO (UKR)	Kyiv (Koncha Zaspal)	19 May 08	64.33	Claudio ROMERO (CHI)	Nairobi	15 Jul
69.50	Marqus HUNT (EST)	Valmiera	30 Jul 04	63.98	Oleksiy KYRYLIN (UKR)	Nairobi	15 Jul
68.48	Attila HORVÁTH (HUN)	Szombathely	11 Oct 84	63.93	Connor BELL (NZL)	Sydney (SOPAC)	26 Mar
68.44	Werner REITERER (AUS)	Melbourne	2 Nov 85	63.48	James TOMLINSON (GBR)	Loughborough	21 May
68.20	Marin PREMERU (CRO)	Beograd	26 Jul 07	62.75	Ányel E. ÁLVAREZ (CUB)	Las Tunas	17 Feb
67.74	Matthew DENNY (AUS)	Gold Coast	18 Dec 13	61.25	Daniel COPE (JAM)	Willemstad (Hato Stadium)	17 Apr
67.44	Gerhard DE BEER (RSA)	Douglas, IOM	10 Sep 11	60.71	Nermin ŠTITKOVAC (BIH)	Split	25 Jun
67.28	Martin MARKOVIC (CRO)	Varaždin	6 Oct 13	60.43	Djimon GUMBS (IVB)	Willemstad (Hato Stadium)	17 Apr
67.05	Fedrick DACRES (JAM)	Little	6 Jul 11	60.36	Burak DERTLI (TUR)	Bursa	14 May
66.84	Alfonz SASKÖI (HUN)	Budapest	12 Oct 75	60.22	Jakub LEWOSZEWSKI (POL)	Gdansk	6 May

## SUMMARY



### Discus Throw (1.500kg) Boys - Qualification

With qualifying standard of 59.00 (Q) or at least the 12 best performers (q) advance to the Final

RECORDS	RESULT	NAME	COUNTRY	AGE	VENUE	DATE
World U18 Best	<b>WU18B</b>	77.50 Mykyta NESTERENKO	UKR	17	Kyiv (Koncha Zaspa)	19 May 2008
Championship Record	<b>CR</b>	70.67 Mykyta NESTERENKO	UKR	16	Ostrava	13 Jul 2007
World U18 Leading	<b>WU18L</b>	63.93 Connor BELL	NZL	16	Sydney (SOPAC)	26 Mar 2017

14 July 2017

RANK	PLACE	GROUP	BIB	NAME	COUNTRY	DATE of BIRTH	RESULT	
1	1	B	506	Oleksiy KYRYLIN	UKR	13 Apr 01	<b>60.30</b>	<b>Q</b>
2	1	A	160	Claudio ROMERO	CHI	10 Jul 00	<b>59.08</b>	<b>Q</b>
3	2	A	284	Abhay GUPTA	IND	10 Mar 00	<b>57.45</b>	<b>q</b>
4	3	A	135	Nermin ŠTITKOVAC	BIH	14 Sep 00	<b>57.36</b>	<b>q</b>
5	4	A	203	Jakub FOREJT	CZE	13 Jul 00	<b>57.32</b>	<b>q</b>
6	2	B	155	Aleks HRISTOV	BUL	23 Mar 00	<b>57.08</b>	<b>q</b>
7	5	A	428	Morne BRANDON	RSA	25 Nov 00	<b>56.53</b>	<b>q</b>
8	3	B	152	Vitor Gabriel MOTIM	BRA	22 Mar 01	<b>56.24</b>	<b>q</b>
9	4	B	194	Ányel E. ÁLVAREZ	CUB	25 Feb 00	<b>55.78</b>	<b>q</b>
10	5	B	429	Jonathan DE LACEY LACEY	RSA	5 Jan 00	<b>55.00</b>	<b>q</b>
11	6	A	409	Kornel WARSZAWSKI	POL	11 Jan 00	<b>54.93</b>	<b>q</b>
12	6	B	476	Burak DERTLI	TUR	25 Mar 00	<b>54.59</b>	<b>q</b>
13	7	B	204	Michal FOREJT	CZE	13 Jul 00	<b>54.29</b>	
14	8	B	390	Ryan WILLIAMS	NAM	26 Mar 00	<b>53.83</b>	
15	7	A	426	Constantin ZANFIR	ROU	15 Feb 00	<b>52.62</b>	
16	9	B	166	Lishan JIAO	CHN	7 Feb 00	<b>50.43</b>	
17	8	A	178	Ziheng WANG	CHN	26 Feb 00	<b>49.97</b>	
18	9	A	310	Daniel COPE	JAM	5 Mar 00	<b>49.61</b>	
19	10	A	339	Joseph Nyakundi NYAANGA	KEN	10 Mar 00	<b>30.45</b>	
		A	415	Ahmed AL-HAJ	QAT	20 Aug 01	<b>NM</b>	
		B	404	Jakub LEWOSZEWSKI	POL	7 Feb 00	<b>NM</b>	

ALL-TIME OUTDOOR TOP LIST				SEASON OUTDOOR TOP LIST			
RESULT	NAME	VENUE	DATE	RESULT	NAME	VENUE	2017
77.50	Mykyta NESTERENKO (UKR)	Kyiv (Koncha Zaspa)	19 May 08	63.93	Connor BELL (NZL)	Sydney (SOPAC)	26 Mar
69.50	Marqus HUNT (EST)	Valmiera	30 Jul 04	63.65	Claudio ROMERO (CHI)	Santiago de Chile (Mario Recordón)	18 Jun
68.48	Attila HORVÁTH (HUN)	Szombathely	11 Oct 84	63.48	James TOMLINSON (GBR)	Loughborough	21 May
68.44	Werner REITERER (AUS)	Melbourne	2 Nov 85	62.75	Ányel E. ÁLVAREZ (CUB)	Las Tunas	17 Feb
68.20	Marin PREMERU (CRO)	Beograd	26 Jul 07	62.02	Oleksiy KYRYLIN (UKR)	Kropyvnytskyi	18 Jun
67.74	Matthew DENNY (AUS)	Gold Coast	18 Dec 13	61.25	Daniel COPE (JAM)	Willemstad (Hato Stadium)	17 Apr
67.44	Gerhard DE BEER (RSA)	Douglas, IOM	10 Sep 11	60.71	Nermin ŠTITKOVAC (BIH)	Split	25 Jun
67.28	Martin MARKOVIC (CRO)	Varaždin	6 Oct 13	60.43	Djimon GUMBS (IVB)	Willemstad (Hato Stadium)	17 Apr
67.05	Fedrick DACRES (JAM)	Lille	6 Jul 11	60.36	Burak DERTLI (TUR)	Bursa	14 May
66.84	Alfonz SASKÓI (HUN)	Budapest	12 Oct 75	60.22	Jakub LEWOSZEWSKI (POL)	Gdansk	6 May

# RESULTS



## Discus Throw (1.500kg) Boys - Qualification

With qualifying standard of 59.00 (Q) or at least the 12 best performers (q) advance to the Final

RECORDS	RESULT	NAME	COUNTRY	AGE	VENUE	DATE
World U18 Best	<b>WU18B</b>	77.50 Mykyta NESTERENKO	UKR	17	Kyiv (Koncha Zaspas)	19 May 2008
Championship Record	<b>CR</b>	70.67 Mykyta NESTERENKO	UKR	16	Ostrava	13 Jul 2007
World U18 Leading	<b>WU18L</b>	63.93 Connor BELL	NZL	16	Sydney (SOPAC)	26 Mar 2017

### Group A

14 July 2017 10:13 START TIME 16° C 82 %  
TEMPERATURE HUMIDITY  
10:52 END TIME 16° C 82 %

PLACE	BIB	NAME	COUNTRY	DATE OF BIRTH	ORDER	RESULT	1	2	3
1	160	Claudio ROMERO	CHI	10 Jul 00	4	<b>59.08</b> Q	59.08		
2	284	Abhay GUPTA	IND	10 Mar 00	9	<b>57.45</b> q	55.68	57.45	X
3	135	Nermin ŠTITKOVAČ	BIH	14 Sep 00	2	<b>57.36</b> q	55.29	56.29	57.36
4	203	Jakub FOREJT	CZE	13 Jul 00	10	<b>57.32</b> q	X	X	57.32
5	428	Morne BRANDON	RSA	25 Nov 00	1	<b>56.53</b> q	56.53	56.19	53.31
6	409	Kornel WARSZAWSKI	POL	11 Jan 00	8	<b>54.93</b> q	54.93	X	X
7	426	Constantin ZANFIR	ROU	15 Feb 00	5	<b>52.62</b>	52.21	52.62	X
8	178	Ziheng WANG	CHN	26 Feb 00	7	<b>49.97</b>	49.87	X	49.97
9	310	Daniel COPE	JAM	5 Mar 00	3	<b>49.61</b>	X	X	49.61
10	339	Joseph Nyakundi NYAANGA	KEN	10 Mar 00	6	<b>30.45</b>	X	X	30.45
	415	Ahmed AL-HAJ	QAT	20 Aug 01	11	<b>NM</b>	X	X	X

### Group B

14 July 2017 11:22 START TIME 17° C 77 %  
TEMPERATURE HUMIDITY  
11:53 END TIME 17° C 77 %

PLACE	BIB	NAME	COUNTRY	DATE OF BIRTH	ORDER	RESULT	1	2	3
1	506	Oleksiy KYRYLIN	UKR	13 Apr 01	1	<b>60.30</b> Q	X	60.30	
2	155	Aleks HRISTOV	BUL	23 Mar 00	5	<b>57.08</b> q	X	55.13	57.08
3	152	Vitor Gabriel MOTIM	BRA	22 Mar 01	4	<b>56.24</b> q	53.49	X	56.24
4	194	Ányel E. ÁLVAREZ	CUB	25 Feb 00	3	<b>55.78</b> q	55.14	51.81	55.78
5	429	Jonathan DE LACEY LACEY	RSA	5 Jan 00	10	<b>55.00</b> q	X	51.29	55.00
6	476	Burak DERTLI	TUR	25 Mar 00	6	<b>54.59</b> q	X	54.59	X
7	204	Michal FOREJT	CZE	13 Jul 00	9	<b>54.29</b>	X	X	54.29
8	390	Ryan WILLIAMS	NAM	26 Mar 00	2	<b>53.83</b>	X	53.83	X
9	166	Lishan JIAO	CHN	7 Feb 00	7	<b>50.43</b>	44.80	50.43	45.18
	404	Jakub LEWOSZEWSKI	POL	7 Feb 00	8	<b>NM</b>	X	X	X

### ALL-TIME OUTDOOR TOP LIST

RESULT	NAME	VENUE	DATE
77.50	Mykyta NESTERENKO (UKR)	Kyiv (Koncha Zaspas)	19 May 08
69.50	Marqus HUNT (EST)	Valmiera	30 Jul 04
68.48	Attila HORVÁTH (HUN)	Szombathely	11 Oct 84
68.44	Werner REITERER (AUS)	Melbourne	2 Nov 85
68.20	Marin PREMERU (CRO)	Beograd	26 Jul 07
67.74	Matthew DENNY (AUS)	Gold Coast	18 Dec 13
67.44	Gerhard DE BEER (RSA)	Douglas, IOM	10 Sep 11
67.28	Martin MARKOVIĆ (CRO)	Varaždin	6 Oct 13
67.05	Fedrick DACRES (JAM)	Little	6 Jul 11
66.84	Alfonz SASKÖI (HUN)	Budapest	12 Oct 75

### SEASON OUTDOOR TOP LIST

RESULT	NAME	VENUE	2017
63.93	Connor BELL (NZL)	Sydney (SOPAC)	26 Mar
63.65	Claudio ROMERO (CHI)	Santiago de Chile (Mario Recordón)	18 Jun
63.48	James TOMLINSON (GBR)	Loughborough	21 May
62.75	Ányel E. ÁLVAREZ (CUB)	Las Tunas	17 Feb
62.02	Oleksiy KYRYLIN (UKR)	Kropyvnytskyi	18 Jun
61.25	Daniel COPE (JAM)	Willemstad (Hato Stadium)	17 Apr
60.71	Nermin ŠTITKOVAČ (BIH)	Split	25 Jun
60.43	Djimon GUMBS (IVB)	Willemstad (Hato Stadium)	17 Apr
60.36	Burak DERTLI (TUR)	Bursa	14 May
60.22	Jakub LEWOSZEWSKI (POL)	Gdansk	6 May

# RESULTS



## Hammer Throw (5kg) Boys - Final

RECORDS	RESULT	NAME	COUNTRY	AGE	VENUE	DATE	
World U18 Best	<b>WU18B</b>	<b>87.16</b>	Bence HALÁSZ	HUN	17	Baku (Bakhrarov)	31 May 2014
Championship Record	<b>CR</b>	<b>84.91</b>	Hlib PISKUNOV	UKR	17	Calí (Pascual Guerrero)	17 Jul 2015
World U18 Leading	<b>WU18L</b>	<b>84.25</b>	Mykhaylo KOKHAN	UKR	16	Dnipro	10 Jun 2017

14 July 2017 16:35 START TIME 23° C 57 %  
TEMPERATURE HUMIDITY  
18:15 END TIME 22° C 57 %

PLACE	BIB	NAME	COUNTRY	DATE of BIRTH	ORDER	RESULT	1	2	3	ORDER	4	5	6
1	503	Mykhaylo KOKHAN	UKR	22 Jan 01	8	<b>82.31</b>	76.58	82.31	80.98	8	X	X	X
2	293	Damneet SINGH	IND	3 Oct 00	4	<b>74.20</b> <b>PB</b>	74.20	73.95	68.78	7	72.84	X	72.83
3	273	Raphael WINKELVOSS	GER	23 Oct 01	13	<b>71.78</b>	X	64.32	69.24	5	69.14	71.78	67.89
4	480	Batuhan HIZAL	TUR	4 Jan 00	18	<b>70.39</b>	69.33	67.84	X	6	67.54	69.43	70.39
5	419	Vladut Gabriel CAUS	ROU	1 Feb 00	16	<b>68.89</b>	64.90	67.01	68.89	4	X	65.22	65.48
6	459	Daniel DANÁC	SVK	2 Jun 00	11	<b>68.09</b> <b>PB</b>	63.66	66.74	67.21	1	X	64.23	68.09
7	167	Yuxuan LIU	CHN	28 Aug 00	17	<b>68.03</b>	66.46	68.03	66.87	3	X	X	X
8	141	Uladzislau TRAMBOVICH	BLR	25 May 00	7	<b>67.93</b>	61.79	64.42	67.93	2	65.71	X	59.96
9	177	Qi WANG	CHN	10 Feb 01	15	<b>66.20</b>	X	66.20	X				
10	292	Nitesh POONIA	IND	31 Dec 00	14	<b>65.79</b>	61.68	65.79	65.78				
11	116	Juan Pablo BACOTTI	ARG	14 Dec 00	6	<b>65.33</b>	64.76	65.33	64.78				
12	215	Ali Hesham Mohamed AHMED	EGY	2 Aug 00	2	<b>65.22</b>	X	65.22	X				
13	509	Bohdan POTRUS	UKR	13 Mar 01	9	<b>64.07</b>	X	64.07	X				
14	375	Dorin JUNCU	MDA	23 Feb 00	10	<b>63.68</b>	63.68	61.22	X				
15	140	Dzianis SHABASAU	BLR	27 Mar 00	1	<b>63.50</b>	51.70	63.50	58.19				
16	329	Victor KIPLIMO	KEN	20 Feb 01	5	<b>43.61</b> <b>PB</b>	43.61	X	41.85				
	216	Mohamed Tarek Ismail MAHMO	EGY	5 Apr 01	3	<b>NM</b>	X	X	X				
	271	Oliver TOMANN	GER	5 May 00	12	<b>NM</b>	X	X	X				

### ALL-TIME OUTDOOR TOP LIST

RESULT	NAME	VENUE	DATE
87.16	Bence HALÁSZ (HUN)	Baku (Bakhrarov)	31 May 14
85.38	Joaquín GÓMEZ (ARG)	Buenos Aires (CENARD)	30 Nov 13
85.26	Ashraf Amqad ELSEIFY (QAT)	Rhede	20 Jul 11
84.91	Hlib PISKUNOV (UKR)	Calí (Pascual Guerrero)	17 Jul 15
84.41	Bence PÁSZTOR (HUN)	Trabzon	28 Jul 11
84.25	Mykhaylo KOKHAN (UKR)	Dnipro	10 Jun 17
83.28	József HORVÁTH (HUN)	Szombathely	10 May 01
83.27	Kristóf NÉMETH (HUN)	Veszprém	24 Apr 04
83.17	Ragnar CARLSSON (SWE)	Göteborg (Ullevi Stadium)	1 Jul 17
82.88	Maciej PALYSZKO (POL)	Warszawa	30 Sep 95

### SEASON OUTDOOR TOP LIST

RESULT	NAME	VENUE	2017
84.25	Mykhaylo KOKHAN (UKR)	Dnipro	10 Jun
83.17	Ragnar CARLSSON (SWE)	Göteborg (Ullevi Stadium)	1 Jul
80.15	Hristos FRANTZESKÁKIS (GRE)	Tripoli, GRE	7 May
79.00	Donát VARGA (HUN)	Miskolc	16 Jun
75.31	Qi WANG (CHN)	Nanchang	20 Apr
75.00	Bohdan POTRUS (UKR)	Dnipro	10 Jun
74.96	Giorgio OLIVIERI (ITA)	Rieti (Guidobaldi)	17 Jun
74.90	Khalil BEDOUI (QAT)	Split	25 Jun
74.20	Damneet SINGH (IND)	Nairobi	14 Jul
73.53	Bayley CAMPBELL (GBR)	Loughborough	9 Apr

# RESULTS



## Javelin Throw (700g) Boys - Final

RECORDS	RESULT	NAME	COUNTRY	AGE	VENUE	DATE
World U18 Best	<b>WU18B</b>	<b>89.34</b>	Braian TOLEDO	ARG	17	Mar del Plata 6 Mar 2010
Championship Record	<b>CR</b>	<b>83.16</b>	Morné MOOLMAN	RSA	17	Lille 9 Jul 2011
World U18 Leading	<b>WU18L</b>	<b>81.48</b>	Dawid WEGNER	POL	17	Gdansk 20 May 2017

**13 July 2017** 18:01 START TIME 25° C 51 %  
TEMPERATURE HUMIDITY  
19:45 END TIME 21° C 69 %

PLACE	BIB	NAME	COUNTRY	DATE of BIRTH	ORDER	RESULT	1	2	3	ORDER	4	5	6
1	168	Zhekai LIU	CHN	18 Aug 00	9	<b>77.54</b> PB	73.32	77.54	X	8	75.23	76.96	X
2	436	Johannes SCHLEBUSCH	RSA	26 Aug 00	2	<b>75.68</b> PB	72.31	70.83	72.61	7	70.34	74.00	75.68
3	171	Qingshu SONG	CHN	23 Dec 00	5	<b>73.64</b>	69.78	X	66.97	5	62.84	70.64	73.64
4	410	Dawid WEGNER	POL	23 Apr 00	12	<b>70.56</b>	70.56	X	61.85	6	66.81	70.34	59.28
5	377	Jaime Ulises ARROYO	MEX	4 Dec 00	7	<b>69.81</b>	X	68.50	61.04	4	68.50	69.81	63.78
6	120	Gustavo Agustín OSORIO	ARG	2 Feb 01	16	<b>69.01</b>	67.54	65.37	67.14	2	69.01	67.52	X
7	251	Teura'itera'i TUPAIA	FRA	6 Feb 00	4	<b>68.54</b>	68.16	66.73	57.78	3	63.64	X	68.54
8	353	Krišjanis SUNTAŽS	LAT	19 Dec 00	6	<b>66.90</b>	54.60	57.95	66.90	1	62.00	63.98	X
9	331	Ita Nao LESHAN	KEN	20 Jun 01	11	<b>64.66</b> PB	46.78	64.66	61.24				
10	422	Denis Cristian TICLE	ROU	14 Jun 00	13	<b>64.06</b>	56.43	63.59	64.06				
11	475	Ömer Faruk AVAN	TUR	15 May 00	8	<b>63.38</b>	63.38	62.23	X				
12	297	Avinash YADAV	IND	24 Dec 00	15	<b>61.62</b>	61.62	61.50	60.61				
13	484	Abdullah KARATAS	TUR	16 Jan 00	1	<b>60.77</b>	60.77	60.60	54.02				
14	432	Joshua MAAS	RSA	28 Aug 00	14	<b>59.55</b>	59.55	X	57.98				
15	408	Oskar TREJGO	POL	2 May 00	10	<b>57.84</b>	X	57.84	46.53				
16	122	Edgar Fernando URQUIZA	ARG	4 Sep 00	3	<b>55.86</b>	49.71	55.86	X				

ALL-TIME OUTDOOR TOP LIST				SEASON OUTDOOR TOP LIST			
RESULT	NAME	VENUE	DATE	RESULT	NAME	VENUE	2017
89.34	Braian TOLEDO (ARG)	Mar del Plata	6 Mar 10	81.48	Dawid WEGNER (POL)	Gdansk	20 May
83.94	Niklas KAUL (GER)	Halle	17 May 15	81.14	Atte SAILOLA (FIN)	Pihtipudas	29 Jun
83.86	Brendon SKINNER (RSA)	Mookgophong	14 Oct 16	77.57	Neil JANSE (AUS)	Sydney (SOPAC)	28 Mar
83.42	Yuriy KUSHNIRUK (UKR)	Trabzon	29 Jul 11	77.54	Zhekai LIU (CHN)	Nairobi	13 Jul
83.29	Toni KERÄNEN (FIN)	Liminka	19 Aug 15	76.50	Tyriq HORSFORD (TTO)	Willemstad (Hato Stadium)	16 Apr
83.16	Morné MOOLMAN (RSA)	Lille	9 Jul 11	76.36	Qinqshu SONG (CHN)	Nanchang	19 Apr
83.02	Valeriy IORDAN (RUS)	Vladimir	17 May 09	76.11	Rohit YADAV (IND)	Gachibowli (GMC Balayogi)	23 Apr
82.96	Reinhard VAN ZYL (RSA)	Lille	10 Jul 11	75.68	Johannes SCHLEBUSCH (RSA)	Nairobi	13 Jul
81.85	Teemu WIRKKALA (FIN)	Alavieska	27 Jul 01	75.45	Teura'itera'i TUPAIA (FRA)	Sydney (SOPAC)	28 Mar
81.50	Cyprian MRZYGLÓD (POL)	Stargard Szczecinski	3 Oct 15	75.06	Jaime Ulises ARROYO (MEX)	Monterrey (Chico Rivera)	18 Feb

# RESULTS

## 10,000 Metres Race Walk Boys - Final



BIB 287 RULE REFERENCE CORRECTED

RECORDS	RESULT NAME	COUNTRY	AGE	VENUE	DATE
World U18 Best <b>WU18B</b>	<b>39:47.20</b> Ding CHEN	CHN	16	Bydgoszcz (Zdzislaw Krzyszkowiak)	11 Jul 2008
Championship Record <b>CR</b>	<b>40:51.31</b> Pavel PARSHIN	RUS	17	Lille	9 Jul 2011
World U18 Leading <b>WU18L</b>	<b>41:12.01</b> Yao ZHANG	CHN	17	Nairobi	15 Jul 2017

15 July 2017 09:35 START TIME 14° C 88 %  
TEMPERATURE HUMIDITY

PLACE	BIB	NAME	COUNTRY	DATE of BIRTH	ORDER	RESULT	RECORDS	RED CARDS
1	183	Yao ZHANG	CHN	11 Jan 00	14	<b>41:12.01</b>	<b>WU18L</b>	
2	112	Salavat ILKAEV	ANA	14 Sep 00	8	<b>41:24.17</b>	<b>PB</b>	
3	338	Dominic Samson NDIGITI	KEN	2 Apr 00	22	<b>41:25.78</b>	<b>PB</b>	
4	113	Sergey KOZHEVNIKOV	ANA	9 May 01	3	<b>41:26.65</b>	<b>PB</b>	~
5	276	José Eduardo ORTIZ	GUA	8 Mar 00	12	<b>42:07.47</b>		~
6	405	Lukasz NIEDZIALEK	POL	15 Mar 00	10	<b>42:40.02</b>		~
7	189	Sebastián MERCHÁN	COL	26 Apr 00	29	<b>42:41.07</b>		
8	137	Mikita KALIADA	BLR	15 Jul 00	9	<b>43:17.46</b>		
9	381	Carlos Emiliano MERCENARIO	MEX	26 Jul 00	24	<b>43:49.65</b>		
10	186	Anderson CALLEJAS	COL	17 Jun 00	4	<b>43:51.85</b>	<b>PB</b>	
11	380	Saúl MENA	MEX	2 Mar 01	30	<b>43:55.76</b>	<b>PB</b>	>
12	170	Haifeng QIAN	CHN	8 Jul 00	21	<b>43:57.13</b>		> >
13	221	José Gilberto MENJÍVAR	ESA	22 Aug 01	2	<b>44:14.02</b>		~ ~
14	400	Hilmar DÍAZ	PER	2 Jan 00	25	<b>44:30.56</b>	<b>PB</b>	
15	481	Selman ILHAN	TUR	7 Jan 00	28	<b>45:33.70</b>		
16	214	Kevin Andrés FAREZ	ECU	17 Apr 00	11	<b>45:47.58</b>		
17	138	Pavel OLKHOVIK	BLR	8 Jul 00	5	<b>46:02.22</b>		
18	413	Jan MOREU	PUR	14 May 01	27	<b>46:38.16</b>		~
19	477	Azad ERTAS	TUR	27 Dec 00	23	<b>46:40.96</b>		
20	142	Darwin Omar COARITA	BOL	12 Feb 00	6	<b>46:58.05</b>		
21	461	Lubomír KUBIŠ	SVK	19 Apr 01	26	<b>47:03.32</b>		
22	103	Mehdi ABIDI	ALG	6 Jun 00	16	<b>47:12.56</b>		
23	245	Ryan GOGNIES	FRA	17 Mar 00	1	<b>47:16.04</b>		
24	217	Abdelrahman TOLBA	EGY	15 Feb 00	19	<b>47:25.41</b>		~ ~ >
25	257	Johannes FRENZL	GER	22 Sep 01	20	<b>47:31.73</b>		
26	513	Yuriy ZAMRYHA	UKR	10 May 01	32	<b>50:23.48</b>		
27	303	Armin SHAHMALEKI	IRI	8 Dec 00	7	<b>53:15.46</b>		
227		Meseret AYELIGN	ETH	10 Jun 00	13	<b>DNF</b>		
235		Minda LAGIDE	ETH	19 Dec 00	15	<b>DNF</b>		>
269		Jan STRAMKA	GER	16 Sep 00	18	<b>DNF</b>		
460		Daniel KOVÁČ	SVK	1 Jul 01	31	<b>DQ</b> 163.3(b)		
287		Sanjay KUMAR	IND	20 Sep 01	17	<b>DQ</b> 230.7(c)		~ ~ ~ ~

**NOTE** BIB 217 - 120sec Pit Lane Penalty  
IAAF Rule 163.3(b) - Infringement of the inside border  
IAAF Rule 230.7(c) - Repeated failure to comply with the definition of Race Walking [with Pit Lane rule]

INTERMEDIATE TIMES	1000m	2000m	3000m	4000m	5000m	6000m	7000m	8000m	9000m
	287 Sanjay KUMAR	287 Sanjay KUMAR	287 Sanjay KUMAR	338 Dominic Samson NDIGITI	338 Dominic Samson NDIGITI	338 Dominic Samson NDIGITI	338 Dominic Samson NDIGITI	183 Yao ZHANG	183 Yao ZHANG
	3:44.76	7:50.07	12:03.91	16:22.77	20:35.58	24:49.48	29:03.16	33:13.17	37:09.97

**RESULTS**  
**10,000 Metres Race Walk Boys - Final**

ALL-TIME OUTDOOR TOP LIST				SEASON OUTDOOR TOP LIST			
RESULT	NAME	VENUE	DATE	RESULT	NAME	VENUE	2017
39:47.20	Dina CHEN (CHN)	Bydgoszcz (Zdzislaw Krzyszkowiak)	11 Jul 08	41:12.01	Yao ZHANG (CHN)	Nairobi	15 Jul
40:08.23	Jefferson PÉREZ (ECU)	odiv (Deveti Septemvri Stadium)	10 Aug 90	41:24.17	Salavat ILKAEV (ANA)	Nairobi	15 Jul
40:15.1	Maris PUTENIS (LAT)	Valmiera	8 May 99	41:25.78	Dominic Samson NDIGITI (KEN)	Nairobi	15 Jul
40:27.95	Eider ARÉVALO (COL)	Santiago de Chile	10 Oct 10	41:26.65	Serqev KOZHEVNIKOV (ANA)	Nairobi	15 Jul
40:34.2	Vladimir KANAYKIN (RUS)	Cheboksary	25 May 02	42:07.47	José Eduardo ORTIZ (GUA)	Nairobi	15 Jul
40:37.80	Ruslan SHAFIKOV (RUS)	Krasnodar	16 May 92	42:40.02	Lukasz NIEDZIALEK (POL)	Nairobi	15 Jul
40:38.43	Yevaeniv DEMKOV (RUS)	Riga	7 Aug 99	42:41.07	Sebastián MERCHÁN (COL)	Nairobi	15 Jul
40:45.82	Dmitriy KACHKAYEV (RUS)	Krasnodar	16 May 92	43:17.46	Mikita KALIADA (BLR)	Nairobi	15 Jul
40:51.31	Pavel PARSHIN (RUS)	Lille	9 Jul 11	43:24.62	Carlos Emiliano MERCENARIO (MEX)	Xalapa (Heriberto Jara)	6 May
40:54.53	Daisuke MATSUNAGA (JPN)	Sasebo	2 Dec 12	43:51.85	Anderson CALLEJAS (COL)	Nairobi	15 Jul



# RACE ANALYSIS

## 10,000 Metres Race Walk Boys - Final



BIB 287 RULE REFERENCE CORRECTED

15 July 2017 09:35 START TIME 14° C 88 %  
TEMPERATURE HUMIDITY

PLACE	BIB	NAME	COUNTRY	DATE of BIRTH	RESULT	RED CARDS							
		<b>1000m</b>			<b>2000m</b>	<b>3000m</b>	<b>4000m</b>	<b>5000m</b>	<b>6000m</b>	<b>7000m</b>	<b>8000m</b>	<b>9000m</b>	
<b>1</b>	183	<b>Yao ZHANG</b>	CHN	11 Jan 00	<b>41:12.01</b>								WU18L
		4:16.12 (11)			8:18.24 (5)	12:26.37 (6)	16:31.45 (3)	20:35.80 (2)	24:49.81 (3)	29:03.38 (3)	33:13.17 (1)	37:09.97 (1)	4:02.04 (4)
					4:02.12 (1)	4:08.13 (4)	4:05.08 (1)	4:04.35 (1)	4:14.01 (5)	4:13.57 (3)	4:09.79 (1)	3:56.80 (1)	
<b>2</b>	112	<b>Salavat ILKAEV</b>	ANA	14 Sep 00	<b>41:24.17</b>								PB
		4:16.30 (13)			8:18.51 (6)	12:25.98 (4)	16:31.20 (2)	20:36.18 (3)	24:49.71 (2)	29:03.23 (2)	33:13.45 (2)	37:17.26 (2)	4:06.91 (5)
					4:02.21 (3)	4:07.47 (2)	4:05.22 (3)	4:04.98 (2)	4:13.53 (3)	4:13.52 (2)	4:10.22 (2)	4:03.81 (2)	
<b>3</b>	338	<b>Dominic Samson NDIGITI</b>	KEN	2 Apr 00	<b>41:25.78</b>								PB
		3:44.91 (2)			7:50.43 (2)	12:04.25 (2)	<b>16:22.77</b> (1)	<b>20:35.58</b> (1)	<b>24:49.48</b> (1)	<b>29:03.16</b> (1)	33:13.88 (3)	37:26.05 (3)	3:59.73 (3)
					4:05.52 (7)	4:13.82 (9)	4:18.52 (8)	4:12.81 (6)	4:13.90 (4)	4:13.68 (5)	4:10.72 (3)	4:12.17 (3)	
<b>4</b>	113	<b>Sergey KOZHEVNIKOV</b>	ANA	9 May 01	<b>41:26.65</b>								PB
		4:16.67 (16)			8:18.85 (7)	12:26.26 (5)	16:32.37 (5)	20:40.40 (5)	24:50.45 (5)	29:03.51 (4)	33:14.89 (4)	37:27.26 (4)	3:59.39 (2)
					4:02.18 (2)	4:07.41 (1)	4:06.11 (4)	4:08.03 (3)	4:10.05 (2)	4:13.06 (1)	4:11.38 (4)	4:12.37 (4)	
<b>5</b>	276	<b>José Eduardo ORTIZ</b>	GUA	8 Mar 00	<b>42:07.47</b>								
		4:08.54 (5)			8:12.98 (4)	12:26.73 (7)	16:31.91 (4)	20:40.24 (4)	24:50.23 (4)	29:03.90 (5)	33:16.36 (5)	37:42.62 (5)	4:24.85 (14)
					4:04.44 (5)	4:13.75 (8)	4:05.18 (2)	4:08.33 (4)	4:09.99 (1)	4:13.67 (4)	4:12.46 (5)	4:26.26 (7)	
<b>6</b>	405	<b>Lukasz NIEDZIALEK</b>	POL	15 Mar 00	<b>42:40.02</b>								
		4:14.94 (8)			8:22.56 (11)	12:30.14 (8)	16:44.58 (6)	20:57.46 (6)	25:13.64 (6)	29:29.19 (6)	33:54.27 (6)	38:23.91 (6)	4:16.11 (8)
					4:07.62 (11)	4:07.58 (3)	4:14.44 (5)	4:12.88 (7)	4:16.18 (6)	4:15.55 (6)	4:25.08 (6)	4:29.64 (11)	
<b>7</b>	189	<b>Sebastián MERCHÁN</b>	COL	26 Apr 00	<b>42:41.07</b>								
		4:15.99 (10)			8:22.32 (10)	12:30.46 (9)	16:44.96 (7)	20:58.45 (7)	25:16.26 (7)	29:40.00 (7)	34:05.52 (7)	38:28.26 (7)	4:12.81 (6)
					4:06.33 (10)	4:08.14 (5)	4:14.50 (6)	4:13.49 (8)	4:17.81 (7)	4:23.74 (7)	4:25.52 (7)	4:22.74 (6)	
<b>8</b>	137	<b>Mikita KALIADA</b>	BLR	15 Jul 00	<b>43:17.46</b>								
		4:16.45 (15)			8:22.58 (12)	12:31.21 (10)	16:47.32 (8)	21:06.75 (8)	25:31.79 (8)	30:00.60 (8)	34:29.16 (8)	38:56.70 (8)	4:20.76 (11)
					4:06.13 (9)	4:08.63 (6)	4:16.11 (7)	4:19.43 (9)	4:25.04 (10)	4:28.81 (10)	4:28.56 (10)	4:27.54 (8)	
<b>9</b>	381	<b>Carlos Emiliano MERCENARIO</b>	MEX	26 Jul 00	<b>43:49.65</b>								
		4:15.70 (9)			8:21.55 (8)	12:31.74 (11)	17:04.30 (10)	21:32.49 (10)	26:02.48 (11)	30:36.22 (11)	35:04.68 (10)	39:33.75 (10)	4:15.90 (7)
					4:05.85 (8)	4:10.19 (7)	4:32.56 (16)	4:28.19 (13)	4:29.99 (13)	4:33.74 (12)	4:28.46 (9)	4:29.07 (10)	
<b>10</b>	186	<b>Anderson CALLEJAS</b>	COL	17 Jun 00	<b>43:51.85</b>								PB
		4:17.71 (20)			8:30.00 (17)	12:51.04 (16)	17:11.56 (14)	21:33.69 (13)	25:57.21 (9)	30:25.14 (10)	34:55.09 (9)	39:27.95 (9)	4:23.90 (13)
					4:12.29 (17)	4:21.04 (14)	4:20.52 (9)	4:22.13 (10)	4:23.52 (8)	4:27.93 (9)	4:29.95 (11)	4:32.86 (14)	
<b>11</b>	380	<b>Saúl MENA</b>	MEX	2 Mar 01	<b>43:55.76</b>								
		4:17.33 (19)			8:26.75 (13)	12:44.87 (13)	17:09.30 (12)	21:32.52 (11)	26:02.57 (12)	30:36.96 (12)	35:04.78 (11)	39:33.79 (11)	4:21.97 (12)
					4:09.42 (12)	4:18.12 (12)	4:24.43 (12)	4:23.22 (11)	4:30.05 (14)	4:34.39 (13)	4:27.82 (8)	4:29.01 (9)	
<b>12</b>	170	<b>Haifeng QIAN</b>	CHN	8 Jul 00	<b>43:57.13</b>								
		4:16.14 (12)			8:27.67 (15)	12:47.64 (14)	17:09.11 (11)	21:32.81 (12)	25:57.99 (10)	30:23.82 (9)	35:04.96 (12)	39:39.92 (12)	4:17.21 (9)
					4:11.53 (16)	4:19.97 (13)	4:21.47 (10)	4:23.70 (12)	4:25.18 (11)	4:25.83 (8)	4:41.14 (15)	4:34.96 (15)	
<b>13</b>	221	<b>José Gilberto MENJÍVAR</b>	ESA	22 Aug 01	<b>44:14.02</b>								
		4:12.34 (6)			8:22.03 (9)	12:44.09 (12)	17:10.43 (13)	21:40.14 (14)	26:10.54 (14)	30:42.30 (13)	35:16.37 (13)	39:46.45 (13)	4:27.57 (15)
					4:09.69 (13)	4:22.06 (15)	4:26.34 (13)	4:29.71 (14)	4:30.40 (15)	4:31.76 (11)	4:34.07 (12)	4:30.08 (12)	
<b>14</b>	400	<b>Hilmar DÍAZ</b>	PER	2 Jan 00	<b>44:30.56</b>								PB
		4:18.07 (21)			8:40.14 (21)	13:09.69 (20)	17:43.06 (17)	22:15.14 (17)	26:39.30 (15)	31:14.54 (15)	35:52.63 (14)	40:12.83 (14)	4:17.73 (10)
					4:22.07 (20)	4:29.55 (20)	4:33.37 (17)	4:32.08 (15)	4:24.16 (9)	4:35.24 (14)	4:38.09 (13)	4:20.20 (5)	
<b>15</b>	481	<b>Selman ILHAN</b>	TUR	7 Jan 00	<b>45:33.70</b>								
		4:16.95 (18)			8:27.42 (14)	12:49.96 (15)	17:21.76 (15)	22:03.26 (15)	26:44.79 (16)	31:46.30 (18)	36:33.03 (17)	41:04.49 (15)	4:29.21 (16)
					4:10.47 (14)	4:22.54 (16)	4:31.80 (14)	4:41.50 (22)	4:41.53 (23)	5:01.51 (26)	4:46.73 (20)	4:31.46 (13)	
<b>16</b>	214	<b>Kevin Andrés FAREZ</b>	ECU	17 Apr 00	<b>45:47.58</b>								
		4:18.32 (22)			8:34.67 (19)	12:58.80 (17)	17:34.79 (16)	22:12.79 (16)	26:51.05 (17)	31:34.47 (16)	36:18.81 (15)	41:08.20 (16)	4:39.38 (18)
					4:16.35 (19)	4:24.13 (17)	4:35.99 (18)	4:38.00 (19)	4:38.26 (17)	4:43.42 (18)	4:44.34 (19)	4:49.39 (21)	



**RACE ANALYSIS**  
**10,000 Metres Race Walk Boys - Final**

PLACE	BIB	NAME	COUNTRY					DATE of BIRTH					RESULT	RED CARDS	
1000m	2000m	3000m	4000m	5000m	6000m	7000m	8000m	9000m							
<b>17</b>	138	<b>Pavel OLKHOVIK</b>	BLR					8 Jul 00					<b>46:02.22</b>		
4:18.69 (24)	8:43.62 (23) 4:24.93 (21)	13:12.97 (22) 4:29.35 (19)	17:45.34 (18) 4:32.37 (15)	22:20.92 (18) 4:35.58 (17)	27:01.63 (18) 4:40.71 (21)	31:47.75 (19) 4:46.12 (21)	36:35.88 (19) 4:48.13 (22)	41:22.26 (17) 4:46.38 (18)	4:39.96 (19)						
<b>18</b>	413	<b>Jan MOREU</b>	PUR					14 May 01					<b>46:38.16</b>	~	
4:16.43 (14)	8:32.36 (18) 4:15.93 (18)	13:05.32 (18) 4:32.96 (21)	17:50.47 (19) 4:45.15 (25)	22:39.54 (21) 4:49.07 (26)	27:32.54 (20) 4:53.00 (26)	32:21.03 (20) 4:48.49 (22)	37:03.62 (20) 4:42.59 (17)	41:53.33 (20) 4:49.71 (22)	4:44.83 (22)						
<b>19</b>	477	<b>Azad ERTAS</b>	TUR					27 Dec 00					<b>46:40.96</b>		
4:16.69 (17)	8:28.15 (16) 4:11.46 (15)	13:07.10 (19) 4:38.95 (24)	17:50.59 (20) 4:43.49 (23)	22:25.37 (19) 4:34.78 (16)	27:04.57 (19) 4:39.20 (18)	31:46.18 (17) 4:41.61 (17)	36:33.07 (18) 4:46.89 (21)	41:31.77 (19) 4:58.70 (25)	5:09.19 (25)						
<b>20</b>	142	<b>Darwin Omar COARITA</b>	BOL					12 Feb 00					<b>46:58.05</b>		
4:18.64 (23)	8:44.56 (24) 4:25.92 (22)	13:27.79 (23) 4:43.23 (27)	18:12.59 (24) 4:44.80 (24)	22:58.15 (24) 4:45.56 (24)	27:38.67 (21) 4:40.52 (20)	32:23.56 (21) 4:44.89 (20)	37:22.09 (21) 4:58.53 (25)	42:13.88 (21) 4:51.79 (24)	4:44.17 (21)						
<b>21</b>	461	<b>Lubomír KUBIŠ</b>	SVK					19 Apr 01					<b>47:03.32</b>		
4:41.62 (29)	9:24.39 (29) 4:42.77 (29)	14:07.23 (28) 4:42.84 (26)	18:49.00 (26) 4:41.77 (21)	23:28.93 (25) 4:39.93 (20)	28:04.21 (24) 4:35.28 (16)	32:48.36 (24) 4:44.15 (19)	37:32.68 (25) 4:44.32 (18)	42:19.37 (24) 4:46.69 (20)	4:43.95 (20)						
<b>22</b>	103	<b>Mehdi ABIDI</b>	ALG					6 Jun 00					<b>47:12.56</b>		
4:19.31 (25)	8:51.70 (25) 4:32.39 (26)	13:30.08 (24) 4:38.38 (23)	18:11.59 (23) 4:41.51 (20)	22:57.27 (23) 4:45.68 (25)	27:46.17 (23) 4:48.90 (25)	32:40.87 (23) 4:54.70 (23)	37:31.80 (23) 4:50.93 (23)	42:18.21 (23) 4:46.41 (19)	4:54.35 (24)						
<b>23</b>	245	<b>Ryan GOGNIES</b>	FRA					17 Mar 00					<b>47:16.04</b>		
4:28.14 (26)	8:59.49 (26) 4:31.35 (25)	13:34.37 (25) 4:34.88 (22)	18:11.22 (22) 4:36.85 (19)	22:53.37 (22) 4:42.15 (23)	27:40.18 (22) 4:46.81 (24)	32:37.00 (22) 4:56.82 (24)	37:32.01 (24) 4:55.01 (24)	42:22.19 (25) 4:50.18 (23)	4:53.85 (23)						
<b>24</b>	217	<b>Abdelrahman TOLBA</b>	EGY					15 Feb 00					<b>47:25.41</b>	~ ~ >	
4:13.14 (7)	8:43.28 (22) 4:30.14 (24)	13:11.75 (21) 4:28.47 (18)	18:03.78 (21) 4:52.03 (26)	24:23.38 (28) 6:19.60 (31)	28:49.59 (26) 4:26.21 (12)	33:26.94 (26) 4:37.35 (15)	38:05.59 (26) 4:38.65 (14)	42:48.64 (26) 4:43.05 (16)	4:36.77 (17)						
<b>25</b>	257	<b>Johannes FRENZL</b>	GER					22 Sep 01					<b>47:31.73</b>		
4:28.49 (27)	9:07.25 (27) 4:38.76 (27)	13:57.52 (27) 4:50.27 (28)	18:50.83 (28) 4:53.31 (27)	23:50.65 (27) 4:59.82 (28)	28:54.98 (27) 5:04.33 (27)	34:01.97 (27) 5:06.99 (28)	39:14.51 (27) 5:12.54 (27)	44:22.62 (27) 5:08.11 (27)	3:09.11 (1)						
<b>26</b>	513	<b>Yuriy ZAMRYHA</b>	UKR					10 May 01					<b>50:23.48</b>		
4:41.96 (30)	9:33.83 (31) 4:51.87 (31)	14:29.28 (31) 4:55.45 (29)	19:27.65 (30) 4:58.37 (28)	24:27.01 (29) 4:59.36 (27)	29:32.28 (28) 5:05.27 (28)	34:38.69 (28) 5:06.41 (27)	39:50.95 (28) 5:12.26 (26)	45:04.08 (28) 5:13.13 (28)	5:19.40 (26)						
<b>27</b>	303	<b>Armin SHAHMALEKI</b>	IRI					8 Dec 00					<b>53:15.46</b>		
4:53.78 (32)	9:59.49 (32) 5:05.71 (32)	15:22.47 (32) 5:22.98 (32)	20:42.14 (31) 5:19.67 (29)	25:53.20 (31) 5:11.06 (29)	31:02.87 (29) 5:09.67 (29)	36:20.98 (29) 5:18.11 (29)	41:42.27 (29) 5:21.29 (29)	47:32.13 (29) 5:49.86 (30)	5:43.33 (27)						
<b>227</b>		<b>Meseret AYELIGN</b>	ETH					10 Jun 00					<b>DNF</b>		
4:07.95 (3)	8:12.01 (3) 4:04.06 (4)	12:25.91 (3) 4:13.90 (11)	16:48.67 (9) 4:22.76 (11)	21:24.50 (9) 4:35.83 (18)	26:04.94 (13) 4:40.44 (19)	31:06.17 (14) 5:01.23 (25)	36:20.60 (16) 5:14.43 (28)	41:24.95 (18) 5:04.35 (26)							
<b>235</b>		<b>Minda LAGIDE</b>	ETH					19 Dec 00					<b>DNF</b>	>	
4:08.18 (4)	8:35.40 (20) 4:27.22 (23)	13:34.67 (26) 4:59.27 (31)	19:07.04 (29) 5:32.37 (30)	24:55.79 (30) 5:48.75 (30)	31:10.39 (30) 6:14.60 (30)	37:02.03 (30) 5:51.64 (30)	42:44.38 (30) 5:42.35 (30)	48:22.36 (30) 5:37.98 (29)							
<b>269</b>		<b>Jan STRAMKA</b>	GER					16 Sep 00					<b>DNF</b>		
4:28.94 (28)	9:11.46 (28) 4:42.52 (28)	14:08.37 (30) 4:56.91 (30)													
<b>460</b>		<b>Daniel KOVÁČ</b>	SVK					1 Jul 01					<b>DQ</b>	163.3(b)	
4:41.97 (31)	9:24.87 (30) 4:42.90 (30)	14:07.53 (29) 4:42.66 (25)	18:49.31 (27) 4:41.78 (22)	23:29.41 (26) 4:40.10 (21)	28:10.20 (25) 4:40.79 (22)	32:48.70 (25) 4:38.50 (16)	37:30.96 (22) 4:42.26 (16)	42:14.89 (22) 4:43.93 (17)							
<b>287</b>		<b>Sanjay KUMAR</b>	IND					20 Sep 01					<b>DQ</b>	230.7(c) ~ ~ ~ ~	
<b>3:44.76 (1)</b>	<b>7:50.07 (1)</b> 4:05.31 (6)	<b>12:03.91 (1)</b> 4:13.84 (10)	18:20.87 (25) 6:16.96 (31)	22:31.87 (20) 4:11.00 (5)											

**NOTE** BIB 217 - 120sec Pit Lane Penalty  
IAAF Rule 163.3(b) - Infringement of the inside border  
IAAF Rule 230.7(c) - Repeated failure to comply with the definition of Race Walking (with Pit Lane rule)










## SUMMARY



### 100 Metres Boys - Decathlon U18

12 July 2017

RANK	PLACE	HEAT	LANE	BIB	NAME	COUNTRY	DATE of BIRTH	RESULT		WIND	
1	1	2	8	243	Steven FAUVEL CLINCH	FRA	10 Apr 00	<b>10.82</b>		+1.3	<b>901</b>
2	2	2	2	119	Damián MORETTA	ARG	22 May 00	<b>11.19</b>		+1.3	<b>819</b>
3	3	2	7	244	Florian FOURRE	FRA	12 Mar 00	<b>11.32</b>		+1.3	<b>791</b>
4	1	1	7	359	Lex DAMIT	LUX	22 Feb 00	<b>11.35</b>		+0.7	<b>784</b>
5	4	2	3	223	Jorge DÁVILA	ESP	11 May 00	<b>11.43</b>		+1.3	<b>767</b>
6	5	2	4	261	Maximilian KLUTH	GER	18 Jul 00	<b>11.44</b>		+1.3	<b>765</b>
7	6	2	5	265	Leo NEUGEBAUER	GER	19 Jun 00	<b>11.46</b>		+1.3	<b>761</b>
8	7	2	6	357	Tomas SABAŠINSKAS	LTU	15 Mar 00	<b>11.53</b>		+1.3	<b>746</b>
9	2	1	2	351	Olegs KOZJAKOVŠ	LAT	13 Jan 01	<b>11.56</b>		+0.7	<b>740</b>
10	3	1	5	199	Georgios KANARIS	CYP	4 Oct 00	<b>11.58</b>		+0.7	<b>736</b>
11	4	1	3	300	Reza KEFAYATI	IRI	20 Apr 00	<b>11.67</b>		+0.7	<b>717</b>
12	5	1	8	172	Qihao SUN	CHN	18 Feb 00	<b>11.77</b>		+0.7	<b>697</b>
13	6	1	4	512	Roman VOYTSESHUK	UKR	23 Oct 00	<b>11.83</b>		+0.7	<b>685</b>
14	7	1	6	307	Hussein Ali MOHAMMEDAWI	IRQ	18 Oct 00	<b>11.99</b>		+0.7	<b>653</b>



# RESULTS



## 100 Metres Boys - Decathlon U18

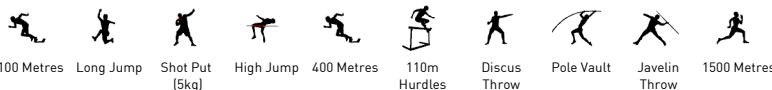
Heat 1		12 July 2017 09:31 START TIME		20° C TEMPERATURE 45 % HUMIDITY		+0.7m/s WIND				
PLACE	BIB	NAME	COUNTRY	DATE of BIRTH	LANE	RESULT	REACTION	Fn	POINTS	TOTAL
1	359	<b>Lex DAMIT</b>	LUX	22 Feb 00	7	<b>11.35</b>	PB	0.164	<b>784</b>	784
2	351	<b>Olegs KOZJAKOVS</b>	LAT	13 Jan 01	2	<b>11.56</b>	PB	0.206	<b>740</b>	740
3	199	<b>Georgios KANARIS</b>	CYP	4 Oct 00	5	<b>11.58</b>	PB	0.151	<b>736</b>	736
4	300	<b>Reza KEFAYATI</b>	IRI	20 Apr 00	3	<b>11.67</b>	PB	0.169	<b>717</b>	717
5	172	<b>Qihao SUN</b>	CHN	18 Feb 00	8	<b>11.77</b>		0.174	<b>697</b>	697
6	512	<b>Roman VOYTSESHUK</b>	UKR	23 Oct 00	4	<b>11.83</b>		0.188	<b>685</b>	685
7	307	<b>Hussein Ali MOHAMMEDAWI</b>	IRQ	18 Oct 00	6	<b>11.99</b>	PB	0.186	<b>653</b>	653

Heat 2		12 July 2017 09:37 START TIME		20° C TEMPERATURE 45 % HUMIDITY		+1.3m/s WIND				
PLACE	BIB	NAME	COUNTRY	DATE of BIRTH	LANE	RESULT	REACTION	Fn	POINTS	TOTAL
1	243	<b>Steven FAUVEL CLINCH</b>	FRA	10 Apr 00	8	<b>10.82</b>	PB	0.165	<b>901</b>	901
2	119	<b>Damián MORETTA</b>	ARG	22 May 00	2	<b>11.19</b>		0.174	<b>819</b>	819
3	244	<b>Florian FOURRE</b>	FRA	12 Mar 00	7	<b>11.32</b>		0.202	<b>791</b>	791
4	223	<b>Jorge DÁVILA</b>	ESP	11 May 00	3	<b>11.43</b>	PB	0.187	<b>767</b>	767
5	261	<b>Maximilian KLUTH</b>	GER	18 Jul 00	4	<b>11.44</b>		0.159	<b>765</b>	765
6	265	<b>Leo NEUGEBAUER</b>	GER	19 Jun 00	5	<b>11.46</b>		0.206	<b>761</b>	761
7	357	<b>Tomas SABAŠINSKAS</b>	LTU	15 Mar 00	6	<b>11.53</b>		0.188	<b>746</b>	746

## DECATHLON U18 SUMMARY AFTER 1 EVENT

RECORDS	RESULT	NAME	COUNTRY	AGE	VENUE	DATE
World U18 Best	<b>WU18B</b>	8104 Valter KÜLVET	URS	17	Viimsi	23 Aug 1981
Championship Record	<b>CR</b>	8002 Niklas KAUL	GER	17	Cali (Pascual Guerrero)	16 Jul 2015
World U18 Leading	<b>WU18L</b>	7559 Ashley MOLONEY	AUS	17	Sydney (SOPAC)	30 Mar 2017

12-13 July 2017



PLACE	BIB	NAME	COUNTRY	POINTS	POINTS BEHIND LEADER	100 Metres	Long Jump	Shot Put (5kg)	High Jump	400 Metres	110m Hurdles	Discus Throw	Pole Vault	Javelin Throw	1500 Metres	
1	243	Steven FAUVEL CLINCH	FRA	<b>901</b>		10.82 (+1.3)										901(1)
2	119	Damián MORETTA	ARG	<b>819</b>	-82	11.19 (+1.3)										819(2)
3	244	Florian FOURRE	FRA	<b>791</b>	-110	11.32 (+1.3)										791(3)
4	359	Lex DAMIT	LUX	<b>784</b>	-117	11.35 (+0.7)										784(4)
5	223	Jorge DÁVILA	ESP	<b>767</b>	-134	11.43 (+1.3)										767(5)
6	261	Maximilian KLUTH	GER	<b>765</b>	-136	11.44 (+1.3)										765(6)
7	265	Leo NEUGEBAUER	GER	<b>761</b>	-140	11.46 (+1.3)										761(7)
8	357	Tomas SABAŠINSKAS	LTU	<b>746</b>	-155	11.53 (+1.3)										746(8)
9	351	Olegs KOZJAKOVŠ	LAT	<b>740</b>	-161	11.56 (+0.7)										740(9)
10	199	Georgios KANARIS	CYP	<b>736</b>	-165	11.58 (+0.7)										736(10)
11	300	Reza KEFAYATI	IRI	<b>717</b>	-184	11.67 (+0.7)										717(11)
12	172	Qihao SUN	CHN	<b>697</b>	-204	11.77 (+0.7)										697(12)
13	512	Roman VOYTSESHUK	UKR	<b>685</b>	-216	11.83 (+0.7)										685(13)
14	307	Hussein Ali MOHAMMEDAWI	IRQ	<b>653</b>	-248	11.99 (+0.7)										653(14)

# RACE ANALYSIS



## 1500 Metres Boys - Decathlon U18

13 July 2017 19:11 START TIME 21° C TEMPERATURE 69 % HUMIDITY

PLACE	BIB	NAME	COUNTRY	DATE of BIRTH	RESULT
		<b>400m</b>			
		<b>800m</b>			
		<b>1200m</b>			
1	243	Steven FAUVEL CLINCH	FRA	10 Apr 00	4:48.61
		3:57.55 (1)			
		51.06 (1)			
2	119	Damián MORETTA	ARG	22 May 00	4:48.63
3	244	Florian FOURRE	FRA	12 Mar 00	4:54.48
4	359	Lex DAMIT	LUX	22 Feb 00	4:55.29
		1:19.30 (1)			
		3:35.99 (1)			
5	265	Leo NEUGEBAUER	GER	19 Jun 00	4:59.67
		2:42.78 (1)			
		2:16.89 (1)			
6	223	Jorge DÁVILA	ESP	11 May 00	5:01.42
7	307	Hussein Ali MOHAMMEDAWI	IRQ	18 Oct 00	5:12.21 <b>PB</b>
8	300	Reza KEFAYATI	IRI	20 Apr 00	5:12.24 <b>PB</b>
9	351	Olegs KOZJAKOV	LAT	13 Jan 01	5:12.82
10	357	Tomas SABAŠINSKAS	LTU	15 Mar 00	5:29.47
11	172	Qihao SUN	CHN	18 Feb 00	5:32.63
	512	Roman VOYTSESHUK	UKR	23 Oct 00	DQ 163.3(b)

**NOTE** IAAF Rule 163.3(b) - Infringement of the inside border

# RESULTS



## 1500 Metres Boys - Decathlon U18

13 July 2017 19:11 START TIME 21° C 69 %  
TEMPERATURE HUMIDITY

PLACE	BIB	NAME	COUNTRY	DATE of BIRTH	ORDER	RESULT	POINTS	TOTAL
1	243	Steven FAUVEL CLINCH	FRA	10 Apr 00	5	<b>4:48.61</b>	627	7559
2	119	Damián MORETTA	ARG	22 May 00	8	<b>4:48.63</b>	627	6755
3	244	Florian FOURRE	FRA	12 Mar 00	1	<b>4:54.48</b>	592	7099
4	359	Lex DAMIT	LUX	22 Feb 00	9	<b>4:55.29</b>	587	6805
5	265	Leo NEUGEBAUER	GER	19 Jun 00	2	<b>4:59.67</b>	562	7204
6	223	Jorge DÁVILA	ESP	11 May 00	4	<b>5:01.42</b>	552	6234
7	307	Hussein Ali MOHAMMEDAWI	IRQ	18 Oct 00	3	<b>5:12.21</b>	491	5320
8	300	Reza KEFAYATI	IRI	20 Apr 00	10	<b>5:12.24</b>	491	5381
9	351	Olegs KOZJAKOV	LAT	13 Jan 01	11	<b>5:12.82</b>	488	7377
10	357	Tomas SABAŠINSKAS	LTU	15 Mar 00	12	<b>5:29.47</b>	402	6757
11	172	Qihao SUN	CHN	18 Feb 00	7	<b>5:32.63</b>	386	6959
	512	Roman VOYTSESHUK	UKR	23 Oct 00	6	<b>DQ</b> 163.3(b)	0	5609

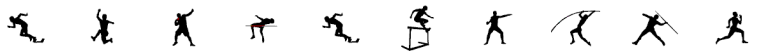
**NOTE** IAAF Rule 163.3(b) - Infringement of the inside border

INTERMEDIATE TIMES	400m	359 Lex DAMIT	1:19.30
	800m	265 Leo NEUGEBAUER	2:42.78
	1200m	243 Steven FAUVEL CLINCH	3:57.55

## DECATHLON U18 SUMMARY AFTER 10 EVENTS

RECORDS	RESULT	NAME	COUNTRY	AGE	VENUE	DATE
World U18 Best	<b>WU18B</b>	8104 Valter KÜLVET	URS	17	Viimsi	23 Aug 1981
Championship Record	<b>CR</b>	8002 Niklas KAUL	GER	17	Cali (Pascual Guerrero)	16 Jul 2015
World U18 Leading	<b>WU18L</b>	7559 Ashley MOLONEY	AUS	17	Sydney (SOPAC)	30 Mar 2017

12-13 July 2017



PLACE	BIB	NAME	COUNTRY	POINTS	POINTS BEHIND LEADER	100 Metres	Long Jump	Shot Put (5kg)	High Jump	400 Metres	110m Hurdles	Discus Throw	Pole Vault	Javelin Throw	1500 Metres
1	243	Steven FAUVEL CLINCH	FRA	<b>7559</b>		10.82 (+1.3) 901(1)	7.38 (+0.3) 905(1) <b>1806(1)</b>	14.09 734(7) <b>2540(1)</b>	1.87 687(6) <b>3227(2)</b>	49.09 857(1) <b>4084(1)</b>	13.94 (+0.1) 982(1) <b>5066(1)</b>	34.14 546(10) <b>5612(2)</b>	4.50 760(3) <b>6372(1)</b>	48.08 560(5) <b>6932(1)</b>	4:48.61 627(1) <b>7559(1)</b>
2	351	Olegs KOZJAKOV	LAT	<b>7377</b>	-182	11.56 (+0.7) 740(9)	6.89 (-0.5) 788(3) <b>1528(4)</b>	18.06 979(1) <b>2507(2)</b>	1.99 794(1) <b>3301(1)</b>	51.39 752(4) <b>4053(2)</b>	15.46 (+0.1) 795(8) <b>4848(2)</b>	48.17 832(2) <b>5680(1)</b>	3.70 535(7) <b>6215(2)</b>	55.76 674(2) <b>6889(2)</b>	5:12.82 488(9) <b>7377(2)</b>
3	265	Leo NEUGEBAUER	GER	<b>7204</b>	-355	11.46 (+1.3) 761(7)	7.25 (+0.2) 874(2) <b>1635(2)</b>	14.51 760(6) <b>2395(3)</b>	1.93 740(3) <b>3135(3)</b>	52.41 707(7) <b>3842(3)</b>	14.86 (+0.1) 867(4) <b>4709(3)</b>	45.02 767(3) <b>5476(3)</b>	4.20 673(5) <b>6149(3)</b>	43.47 493(9) <b>6642(3)</b>	4:59.67 562(5) <b>7204(3)</b>
4	244	Florian FOURRE	FRA	<b>7099</b>	-460	11.32 (+1.3) 791(3)	6.67 (-0.3) 736(7) <b>1527(5)</b>	12.94 664(9) <b>2191(8)</b>	1.78 610(11) <b>2801(8)</b>	51.72 737(5) <b>3538(7)</b>	14.98 (+0.1) 852(5) <b>4390(7)</b>	38.62 637(6) <b>5027(8)</b>	4.70 819(1) <b>5846(5)</b>	54.89 661(4) <b>6507(5)</b>	4:54.48 592(3) <b>7099(4)</b>
5	172	Qihao SUN	CHN	<b>6959</b>	-600	11.77 (+0.7) 697(12)	6.63 (+0.3) 727(8) <b>1424(9)</b>	15.26 806(4) <b>2230(7)</b>	1.96 767(2) <b>2997(5)</b>	53.61 656(9) <b>3653(5)</b>	15.51 (-0.2) 789(9) <b>4442(6)</b>	42.16 709(4) <b>5151(6)</b>	4.50 760(2) <b>5911(4)</b>	54.93 662(3) <b>6573(4)</b>	5:32.63 386(11) <b>6959(5)</b>
6	359	Lex DAMIT	LUX	<b>6805</b>	-754	11.35 (+0.7) 784(4)	6.69 (+0.4) 741(6) <b>1525(6)</b>	12.42 632(12) <b>2157(9)</b>	1.81 636(10) <b>2793(9)</b>	52.93 685(8) <b>3478(9)</b>	14.64 (+0.1) 894(3) <b>4372(8)</b>	39.21 649(5) <b>5021(9)</b>	4.20 673(4) <b>5694(6)</b>	45.62 524(6) <b>6218(7)</b>	4:55.29 587(4) <b>6805(6)</b>
7	357	Tomas SABAŠINSKAS	LTU	<b>6757</b>	-802	11.53 (+1.3) 746(8)	6.70 (+0.6) 743(5) <b>1489(7)</b>	15.86 843(3) <b>2332(5)</b>	1.84 661(8) <b>2993(6)</b>	55.04 597(12) <b>3590(6)</b>	16.08 (-0.2) 724(11) <b>4314(9)</b>	48.60 841(1) <b>5155(5)</b>	3.40 457(9) <b>5612(8)</b>	60.31 743(1) <b>6355(6)</b>	5:29.47 402(10) <b>6757(7)</b>
8	119	Damián MORETTA	ARG	<b>6755</b>	-804	11.19 (+1.3) 819(2)	6.25 (+0.4) 641(10) <b>1460(8)</b>	12.66 647(11) <b>2107(10)</b>	1.78 610(12) <b>2717(10)</b>	50.05 812(2) <b>3529(8)</b>	14.18 (+0.1) 951(2) <b>4480(5)</b>	37.71 618(7) <b>5098(7)</b>	3.80 562(6) <b>5660(7)</b>	41.81 468(10) <b>6128(8)</b>	4:48.63 627(2) <b>6755(8)</b>
9	223	Jorge DÁVILA	ESP	<b>6234</b>	-1325	11.43 (+1.3) 767(5)	6.88 (+0.7) 785(4) <b>1552(3)</b>	15.10 796(5) <b>2348(4)</b>	1.93 740(4) <b>3088(4)</b>	51.36 753(3) <b>3841(4)</b>	15.80 (-0.2) 755(10) <b>4596(4)</b>	35.89 582(9) <b>5178(4)</b>	NM 0 <b>5178(10)</b>	44.27 504(7) <b>5682(9)</b>	5:01.42 552(6) <b>6234(9)</b>
10	512	Roman VOYTSESHUK	UKR	<b>5609</b>	-1950	11.83 (+0.7) 685(13)	6.05 (+0.8) 597(12) <b>1282(12)</b>	13.87 720(8) <b>2002(11)</b>	1.90 714(5) <b>2716(11)</b>	53.79 648(10) <b>3364(10)</b>	15.39 (+0.1) 803(7) <b>4167(10)</b>	33.21 528(11) <b>4695(10)</b>	3.70 535(8) <b>5230(9)</b>	35.59 379(11) <b>5609(10)</b>	DQ 0 <b>5609(10)</b>
11	300	Reza KEFAYATI	IRI	<b>5381</b>	-2178	11.67 (+0.7) 717(11)	6.11 (-1.0) 610(11) <b>1327(11)</b>	12.83 657(10) <b>1984(12)</b>	1.81 636(9) <b>2620(12)</b>	51.93 728(6) <b>3348(11)</b>	16.77 (-0.2) 648(12) <b>3996(11)</b>	29.13 447(12) <b>4443(11)</b>	2.90 333(10) <b>4776(11)</b>	16.45 114(12) <b>4890(11)</b>	5:12.24 491(8) <b>5381(11)</b>
12	307	Hussein Ali MOHAMMEDAWI	IRQ	<b>5320</b>	-2239	11.99 (+0.7) 653(14)	5.51 (+0.4) 483(13) <b>1136(13)</b>	11.55 579(13) <b>1715(13)</b>	1.75 585(13) <b>2300(13)</b>	54.91 602(11) <b>2902(13)</b>	15.25 (-0.2) 820(6) <b>3722(12)</b>	37.08 605(8) <b>4327(12)</b>	NM 0 <b>4327(12)</b>	44.08 502(8) <b>4829(12)</b>	5:12.21 491(7) <b>5320(12)</b>
	199	Georgios KANARIS	CYP	<b>DNF</b>		11.58 (+0.7) 736(10)	6.36 (+0.5) 666(9) <b>1402(10)</b>	16.21 864(2) <b>2266(6)</b>	1.87 687(7) <b>2953(7)</b>	DQ 0 <b>2953(12)</b>	DNS				
	261	Maximilian KLUTH	GER	<b>DNF</b>		11.44 (+1.3) 765(6)	DNS								















## SUMMARY



### Long Jump Boys - Decathlon U18

12 July 2017

RANK	PLACE	GROUP	BIB	NAME	COUNTRY	DATE of BIRTH	RESULT		WIND	
1	1	A	243	Steven FAUVEL CLINCH	FRA	10 Apr 00	<b>7.38</b>		+0.3	<b>905</b>
2	2	A	265	Leo NEUGEBAUER	GER	19 Jun 00	<b>7.25</b>		+0.2	<b>874</b>
3	1	B	351	Olegs KOZJAKOV	LAT	13 Jan 01	<b>6.89</b>		-0.5	<b>788</b>
4	3	A	223	Jorge DÁVILA	ESP	11 May 00	<b>6.88</b>		+0.7	<b>785</b>
5	4	A	357	Tomas SABAŠINSKAS	LTU	15 Mar 00	<b>6.70</b>		+0.6	<b>743</b>
6	5	A	359	Lex DAMIT	LUX	22 Feb 00	<b>6.69</b>		+0.4	<b>741</b>
7	6	A	244	Florian FOURRE	FRA	12 Mar 00	<b>6.67</b>		-0.3	<b>736</b>
8	2	B	172	Qihao SUN	CHN	18 Feb 00	<b>6.63</b>		+0.3	<b>727</b>
9	3	B	199	Georgios KANARIS	CYP	4 Oct 00	<b>6.36</b>		+0.5	<b>666</b>
10	4	B	119	Damián MORETTA	ARG	22 May 00	<b>6.25</b>		+0.4	<b>641</b>
11	5	B	300	Reza KEFAYATI	IRI	20 Apr 00	<b>6.11</b>		-1.0	<b>610</b>
12	6	B	512	Roman VOYTSESHUK	UKR	23 Oct 00	<b>6.05</b>		+0.8	<b>597</b>
13	7	B	307	Hussein Ali MOHAMMEDAWI	IRQ	18 Oct 00	<b>5.51</b>		+0.4	<b>483</b>
		A	261	Maximilian KLUTH	GER	18 Jul 00	<b>DNS</b>			



# RESULTS



## Long Jump Boys - Decathlon U18


<b>Group A</b>		12 July 2017	10:28 START TIME	17° C	77 %				POINTS	TOTAL	
			10:55 END TIME	TEMPERATURE	HUMIDITY						
				22° C	57 %						
PLACE	BIB	NAME	COUNTRY	DATE of BIRTH	ORDER	RESULT	1	2	3		
1	243	Steven FAUVEL CLINCH	FRA	10 Apr 00	3	<b>7.38</b> +0.3	6.99 0.0	7.38 +0.3	5.75 +0.4	<b>905</b>	1806
2	265	Leo NEUGEBAUER	GER	19 Jun 00	5	<b>7.25</b> +0.2	7.04 0.0	X +0.1	7.25 +0.2	<b>874</b>	1635
3	223	Jorge DÁVILA	ESP	11 May 00	7	<b>6.88</b> +0.7	6.48 +0.5	6.61 +0.4	6.88 +0.7	<b>785</b>	1552
4	357	Tomas SABAŠINSKAS	LTU	15 Mar 00	4	<b>6.70</b> +0.6	6.67 +0.5	6.53 0.0	6.70 +0.6	<b>743</b>	1489
5	359	Lex DAMIT	LUX	22 Feb 00	2	<b>6.69</b> +0.4	X +1.2	6.69 +0.4	6.37 -0.2	<b>741</b>	1525
6	244	Florian FOURRE	FRA	12 Mar 00	1	<b>6.67</b> -0.3	6.27 -0.3	X +0.5	6.67 -0.3	<b>736</b>	1527
	261	Maximilian KLUTH	GER	18 Jul 00	6	<b>DNS</b>					0

<b>Group B</b>		12 July 2017	10:29 START TIME	17° C	77 %				POINTS	TOTAL	
			11:09 END TIME	TEMPERATURE	HUMIDITY						
				22° C	57 %						
PLACE	BIB	NAME	COUNTRY	DATE of BIRTH	ORDER	RESULT	1	2	3		
1	351	Olegs KOZJAKOVŠ	LAT	13 Jan 01	1	<b>6.89</b> -0.5	6.89 -0.5	X 0.0	6.70 +0.1	<b>788</b>	1528
2	172	Qihao SUN	CHN	18 Feb 00	6	<b>6.63</b> +0.3	6.63 +0.3	6.58 +0.1	6.46 +0.8	<b>727</b>	1424
3	199	Georgios KANARIS	CYP	4 Oct 00	2	<b>6.36</b> +0.5	6.35 -0.3	4.24 -0.7	6.36 +0.5	<b>666</b>	1402
4	119	Damián MORETTA	ARG	22 May 00	5	<b>6.25</b> +0.4	6.25 +0.4	6.04 +1.0	6.13 +1.1	<b>641</b>	1460
5	300	Reza KEFAYATI	IRI	20 Apr 00	4	<b>6.11</b> -1.0	5.92 +0.5	5.77 +1.7	6.11 -1.0	<b>610</b>	1327
6	512	Roman VOYTSESHUK	UKR	23 Oct 00	7	<b>6.05</b> +0.8	5.62 +0.2	6.05 +0.8	5.72 +0.5	<b>597</b>	1282
7	307	Hussein Ali MOHAMMEDAWI	IRQ	18 Oct 00	3	<b>5.51</b> +0.4	5.51 +0.4	5.49 +0.9	5.26 +0.6	<b>483</b>	1136

## DECATHLON U18 SUMMARY AFTER 2 EVENTS

RECORDS	RESULT	NAME	COUNTRY	AGE	VENUE	DATE
World U18 Best <b>WU18B</b>	<b>8104</b>	Valter KÜLVET	URS	17	Viimsi	23 Aug 1981
Championship Record <b>CR</b>	<b>8002</b>	Niklas KAUL	GER	17	Cali (Pascual Guerrero)	16 Jul 2015
World U18 Leading <b>WU18L</b>	<b>7559</b>	Ashley MOLONEY	AUS	17	Sydney (SOPAC)	30 Mar 2017

12-13 July 2017










PLACE	BIB	NAME	COUNTRY	POINTS	POINTS BEHIND LEADER	100 Metres	Long Jump	Shot Put (5kg)	High Jump	400 Metres	110m Hurdles	Discus Throw	Pole Vault	Javelin Throw	1500 Metres	
1	243	Steven FAUVEL CLINCH	FRA	<b>1806</b>		10.82 (+1.3) 901(1)	7.38 (+0.3) 905(1)									
2	265	Leo NEUGEBAUER	GER	<b>1635</b>	-171	11.46 (+1.3) 761(7)	7.25 (+0.2) 874(2)									
3	223	Jorge DÁVILA	ESP	<b>1552</b>	-254	11.43 (+1.3) 767(5)	6.88 (+0.7) 785(4)									
4	351	Olegs KOZJAKOV	LAT	<b>1528</b>	-278	11.56 (+0.7) 740(9)	6.89 (-0.5) 788(3)									
5	244	Florian FOURRE	FRA	<b>1527</b>	-279	11.32 (+1.3) 791(3)	6.67 (-0.3) 736(7)									
6	359	Lex DAMIT	LUX	<b>1525</b>	-281	11.35 (+0.7) 784(4)	6.69 (+0.4) 741(6)									
7	357	Tomas SABAŠINSKAS	LTU	<b>1489</b>	-317	11.53 (+1.3) 746(8)	6.70 (+0.6) 743(5)									
8	119	Damián MORETTA	ARG	<b>1460</b>	-346	11.19 (+1.3) 819(2)	6.25 (+0.4) 641(10)									
9	172	Qihao SUN	CHN	<b>1424</b>	-382	11.77 (+0.7) 697(12)	6.63 (+0.3) 727(8)									
10	199	Georgios KANARIS	CYP	<b>1402</b>	-404	11.58 (+0.7) 736(10)	6.36 (+0.5) 666(9)									
11	300	Reza KEFAYATI	IRI	<b>1327</b>	-479	11.67 (+0.7) 717(11)	6.11 (-1.0) 610(11)									
12	512	Roman VOYTSESHUK	UKR	<b>1282</b>	-524	11.83 (+0.7) 685(13)	6.05 (+0.8) 597(12)									
13	307	Hussein Ali MOHAMMEDAWI	IRQ	<b>1136</b>	-670	11.99 (+0.7) 653(14)	5.51 (+0.4) 483(13)									
	261	Maximilian KLUTH	GER	<b>DNF</b>		11.44 (+1.3) 765(6)	DNS									

## SUMMARY



### Shot Put (5kg) Boys - Decathlon U18

12 July 2017

RANK	PLACE	GROUP	BIB	NAME	COUNTRY	DATE of BIRTH	RESULT		
1	1	A	351	Olegs KOZJAKOVS	LAT	13 Jan 01	<b>18.06</b>		<b>979</b>
2	2	A	199	Georgios KANARIS	CYP	4 Oct 00	<b>16.21</b>		<b>864</b>
3	3	A	357	Tomas SABAŠINSKAS	LTU	15 Mar 00	<b>15.86</b>		<b>843</b>
4	4	A	172	Qihao SUN	CHN	18 Feb 00	<b>15.26</b>		<b>806</b>
5	1	B	223	Jorge DÁVILA	ESP	11 May 00	<b>15.10</b>		<b>796</b>
6	5	A	265	Leo NEUGEBAUER	GER	19 Jun 00	<b>14.51</b>		<b>760</b>
7	2	B	243	Steven FAUVEL CLINCH	FRA	10 Apr 00	<b>14.09</b>		<b>734</b>
8	6	A	512	Roman VOYTSESHUK	UKR	23 Oct 00	<b>13.87</b>		<b>720</b>
9	3	B	244	Florian FOURRE	FRA	12 Mar 00	<b>12.94</b>		<b>664</b>
10	4	B	300	Reza KEFAYATI	IRI	20 Apr 00	<b>12.83</b>		<b>657</b>
11	5	B	119	Damián MORETTA	ARG	22 May 00	<b>12.66</b>		<b>647</b>
12	6	B	359	Lex DAMIT	LUX	22 Feb 00	<b>12.42</b>		<b>632</b>
13	7	B	307	Hussein Ali MOHAMMEDAWI	IRQ	18 Oct 00	<b>11.55</b>		<b>579</b>
		A	261	Maximilian KLUTH	GER	18 Jul 00	<b>DNS</b>		



# RESULTS



## Shot Put (5kg) Boys - Decathlon U18

### Group A

12 July 2017 11:45 START TIME 22° C 57 %  
TEMPERATURE HUMIDITY  
12:19 END TIME 26° C 39 %

PLACE	BIB	NAME	COUNTRY	DATE of BIRTH	ORDER	RESULT	1	2	3	POINTS	TOTAL
1	351	Olegs KOZJAKOV	LAT	13 Jan 01	6	<b>18.06</b> PB	X	15.94	18.06	979	2507
2	199	Georgios KANARIS	CYP	4 Oct 00	7	<b>16.21</b>	16.21	16.16	15.76	864	2266
3	357	Tomas SABAŠINSKAS	LTU	15 Mar 00	4	<b>15.86</b> PB	15.86	15.50	X	843	2332
4	172	Qihao SUN	CHN	18 Feb 00	2	<b>15.26</b> PB	15.26	X	X	806	2230
5	265	Leo NEUGEBAUER	GER	19 Jun 00	1	<b>14.51</b>	12.75	14.51	14.06	760	2395
6	512	Roman VOYTSESHUK	UKR	23 Oct 00	5	<b>13.87</b>	13.87	13.56	X	720	2002
	261	Maximilian KLUTH	GER	18 Jul 00	3	<b>DNS</b>					0

### Group B

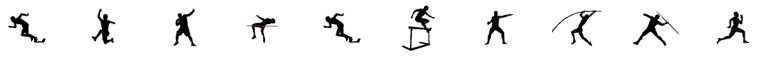
12 July 2017 11:37 START TIME 22° C 57 %  
TEMPERATURE HUMIDITY  
12:13 END TIME 26° C 39 %

PLACE	BIB	NAME	COUNTRY	DATE of BIRTH	ORDER	RESULT	1	2	3	POINTS	TOTAL
1	223	Jorge DÁVILA	ESP	11 May 00	7	<b>15.10</b> PB	13.24	X	15.10	796	2348
2	243	Steven FAUVEL CLINCH	FRA	10 Apr 00	5	<b>14.09</b> PB	13.46	14.09	11.57	734	2540
3	244	Florian FOURRE	FRA	12 Mar 00	1	<b>12.94</b>	X	12.55	12.94	664	2191
4	300	Reza KEFAYATI	IRI	20 Apr 00	3	<b>12.83</b> PB	10.78	12.49	12.83	657	1984
5	119	Damián MORETTA	ARG	22 May 00	6	<b>12.66</b>	12.66	12.31	11.94	647	2107
6	359	Lex DAMIT	LUX	22 Feb 00	2	<b>12.42</b>	11.43	12.42	12.26	632	2157
7	307	Hussein Ali MOHAMMEDAWI	IRQ	18 Oct 00	4	<b>11.55</b> PB	11.55	10.76	11.05	579	1715

## DECATHLON U18 SUMMARY AFTER 3 EVENTS

RECORDS	RESULT	NAME	COUNTRY	AGE	VENUE	DATE
World U18 Best <b>WU18B</b>	<b>8104</b>	Valter KÜLVET	URS	17	Viimsi	23 Aug 1981
Championship Record <b>CR</b>	<b>8002</b>	Niklas KAUL	GER	17	Cali (Pascual Guerrero)	16 Jul 2015
World U18 Leading <b>WU18L</b>	<b>7559</b>	Ashley MOLONEY	AUS	17	Sydney (SOPAC)	30 Mar 2017

12-13 July 2017









PLACE	BIB	NAME	COUNTRY	POINTS	POINTS BEHIND LEADER	100 Metres	Long Jump	Shot Put (5kg)	High Jump	400 Metres	110m Hurdles	Discus Throw	Pole Vault	Javelin Throw	1500 Metres
1	243	Steven FAUVEL CLINCH	FRA	<b>2540</b>		10.82 (+1.3) 901(1)	7.38 (+0.3) 905(1)	14.09 734(7)							
							<b>1806</b> (1)	<b>2540</b> (1)							
2	351	Olegs KOZJAKOV	LAT	<b>2507</b>	-33	11.56 (+0.7) 740(9)	6.89 (-0.5) 788(3)	18.06 979(1)							
							<b>1528</b> (4)	<b>2507</b> (2)							
3	265	Leo NEUGEBAUER	GER	<b>2395</b>	-145	11.46 (+1.3) 761(7)	7.25 (+0.2) 874(2)	14.51 760(6)							
							<b>1635</b> (2)	<b>2395</b> (3)							
4	223	Jorge DÁVILA	ESP	<b>2348</b>	-192	11.43 (+1.3) 767(5)	6.88 (+0.7) 785(4)	15.10 796(5)							
							<b>1552</b> (3)	<b>2348</b> (4)							
5	357	Tomas SABAŠINSKAS	LTU	<b>2332</b>	-208	11.53 (+1.3) 746(8)	6.70 (+0.6) 743(5)	15.86 843(3)							
							<b>1489</b> (7)	<b>2332</b> (5)							
6	199	Georgios KANARIS	CYP	<b>2266</b>	-274	11.58 (+0.7) 736(10)	6.36 (+0.5) 666(9)	16.21 864(2)							
							<b>1402</b> (10)	<b>2266</b> (6)							
7	172	Qihao SUN	CHN	<b>2230</b>	-310	11.77 (+0.7) 697(12)	6.63 (+0.3) 727(8)	15.26 806(4)							
							<b>1424</b> (9)	<b>2230</b> (7)							
8	244	Florian FOURRE	FRA	<b>2191</b>	-349	11.32 (+1.3) 791(3)	6.67 (-0.3) 736(7)	12.94 664(9)							
							<b>1527</b> (5)	<b>2191</b> (8)							
9	359	Lex DAMIT	LUX	<b>2157</b>	-383	11.35 (+0.7) 784(4)	6.69 (+0.4) 741(6)	12.42 632(12)							
							<b>1525</b> (6)	<b>2157</b> (9)							
10	119	Damián MORETTA	ARG	<b>2107</b>	-433	11.19 (+1.3) 819(2)	6.25 (+0.4) 641(10)	12.66 647(11)							
							<b>1460</b> (8)	<b>2107</b> (10)							
11	512	Roman VOYTSESHUK	UKR	<b>2002</b>	-538	11.83 (+0.7) 685(13)	6.05 (+0.8) 597(12)	13.87 720(8)							
							<b>1282</b> (12)	<b>2002</b> (11)							
12	300	Reza KEFAYATI	IRI	<b>1984</b>	-556	11.67 (+0.7) 717(11)	6.11 (-1.0) 610(11)	12.83 657(10)							
							<b>1327</b> (11)	<b>1984</b> (12)							
13	307	Hussein Ali MOHAMMEDAWI	IRQ	<b>1715</b>	-825	11.99 (+0.7) 653(14)	5.51 (+0.4) 483(13)	11.55 579(13)							
							<b>1136</b> (13)	<b>1715</b> (13)							
	261	Maximilian KLUTH	GER	<b>DNF</b>		11.44 (+1.3) 765(6)	DNS								

## SUMMARY



### High Jump Boys - Decathlon U18

12 July 2017

RANK	PLACE	GROUP	BIB	NAME	COUNTRY	DATE of BIRTH	RESULT		
1	1	A	351	Olegs KOZJAKOVS	LAT	13 Jan 01	<b>1.99</b>		<b>794</b>
2	1	B	172	Qihao SUN	CHN	18 Feb 00	<b>1.96</b>		<b>767</b>
3	2	A	265	Leo NEUGEBAUER	GER	19 Jun 00	<b>1.93</b>		<b>740</b>
4	3	A	223	Jorge DÁVILA	ESP	11 May 00	<b>1.93</b>		<b>740</b>
5	4	A	512	Roman VOYTSESHUK	UKR	23 Oct 00	<b>1.90</b>		<b>714</b>
6	5	A	243	Steven FAUVEL CLINCH	FRA	10 Apr 00	<b>1.87</b>		<b>687</b>
7	6	A	199	Georgios KANARIS	CYP	4 Oct 00	<b>1.87</b>		<b>687</b>
8	2	B	357	Tomas SABAŠINSKAS	LTU	15 Mar 00	<b>1.84</b>		<b>661</b>
9	3	B	300	Reza KEFAYATI	IRI	20 Apr 00	<b>1.81</b>		<b>636</b>
10	4	B	359	Lex DAMIT	LUX	22 Feb 00	<b>1.81</b>		<b>636</b>
11	5	B	244	Florian FOURRE	FRA	12 Mar 00	<b>1.78</b>		<b>610</b>
12	6	B	119	Damián MORETTA	ARG	22 May 00	<b>1.78</b>		<b>610</b>
13	7	B	307	Hussein Ali MOHAMMEDAWI	IRQ	18 Oct 00	<b>1.75</b>		<b>585</b>
		A	261	Maximilian KLUTH	GER	18 Jul 00	<b>DNS</b>		



# RESULTS



## High Jump Boys - Decathlon U18

### Group A

12 July 2017 16:59 START TIME 27° C 34 %  
20:25 END TIME TEMPERATURE HUMIDITY  
20° C 70 %

PLACE	BIB	NAME	COUNTRY	DATE of BIRTH	ORDER	RESULT	1.69	1.72	1.75	1.78	1.81	1.84	1.87	1.90	1.93	1.96	1.99	POINTS	TOTAL
							2.02												
1	351	Olegs KOZJAKOV	LAT	13 Jan 01	4	1.99 <span>PB</span>	-	0	-	-	-	0	-	0	0	XXO	XO	794	3301
2	265	Leo NEUGEBAUER	GER	19 Jun 00	6	1.93 <span>PB</span>	-	-	0	0	0	0	0	0	0	XXX		740	3135
3	223	Jorge DÁVILA	ESP	11 May 00	5	1.93	-	-	-	0	-	0	0	0	XXO	XXX		740	3088
4	512	Roman VOYTSESHUK	UKR	23 Oct 00	3	1.90	-	-	-	-	0	-	0	0	XXX			714	2716
5	243	Steven FAUVEL CLINCH	FRA	10 Apr 00	1	1.87	-	-	-	0	0	0	0	XXX				687	3227
6	199	Georgios KANARIS	CYP	4 Oct 00	7	1.87	-	-	0	0	0	0	XXO	XXX				687	2953
	261	Maximilian KLUTH	GER	18 Jul 00	2	DNS													0

### Group B

12 July 2017 16:59 START TIME 27° C 34 %  
20:43 END TIME TEMPERATURE HUMIDITY  
20° C 70 %


PLACE	BIB	NAME	COUNTRY	DATE of BIRTH	ORDER	RESULT	1.69	1.72	1.75	1.78	1.81	1.84	1.87	1.90	1.93	1.96	1.99	POINTS	TOTAL
1	172	Qihao SUN	CHN	18 Feb 00	2	1.96 <span>PB</span>	-	-	-	0	0	0	0	0	0	0	XXX	767	2997
2	357	Tomas SABAŠINSKAS	LTU	15 Mar 00	7	1.84 <span>PB</span>	0	0	0	XO	XO	XO	XXX					661	2993
3	300	Reza KEFAYATI	IRI	20 Apr 00	4	1.81 <span>PB</span>	0	-	0	-	XO	-	XXX					636	2620
4	359	Lex DAMIT	LUX	22 Feb 00	6	1.81	0	-	0	XO	XXO	XXX						636	2793
5	244	Florian FOURRE	FRA	12 Mar 00	3	1.78	0	-	0	XO	XXX							610	2801
6	119	Damián MORETTA	ARG	22 May 00	1	1.78	0	0	0	XXO	XXX							610	2717
7	307	Hussein Ali MOHAMMEDAWI	IRQ	18 Oct 00	5	1.75 <span>PB</span>	0	0	XO	XXX								585	2300



## DECATHLON U18 SUMMARY AFTER 4 EVENTS

RECORDS	RESULT	NAME	COUNTRY	AGE	VENUE	DATE
World U18 Best <b>WU18B</b>	<b>8104</b>	Valter KÜLVET	URS	17	Viimsi	23 Aug 1981
Championship Record <b>CR</b>	<b>8002</b>	Niklas KAUL	GER	17	Cali (Pascual Guerrero)	16 Jul 2015
World U18 Leading <b>WU18L</b>	<b>7559</b>	Ashley MOLONEY	AUS	17	Sydney (SOPAC)	30 Mar 2017

12-13 July 2017



PLACE	BIB	NAME	COUNTRY	POINTS	POINTS BEHIND LEADER	100 Metres	Long Jump	Shot Put (5kg)	High Jump	400 Metres	110m Hurdles	Discus Throw	Pole Vault	Javelin Throw	1500 Metres
1	351	Olegs KOZJAKOV	LAT	<b>3301</b>		11.56 (+0.7) 740 (9)	6.89 (-0.5) 788 (3) <b>1528 (4)</b>	18.06 979 (1) <b>2507 (2)</b>	1.99 794 (1) <b>3301 (1)</b>						
2	243	Steven FAUVEL CLINCH	FRA	<b>3227</b>	-74	10.82 (+1.3) 901 (1)	7.38 (+0.3) 905 (1) <b>1806 (1)</b>	14.09 734 (7) <b>2540 (1)</b>	1.87 687 (6) <b>3227 (2)</b>						
3	265	Leo NEUGEBAUER	GER	<b>3135</b>	-166	11.46 (+1.3) 761 (7)	7.25 (+0.2) 874 (2) <b>1635 (2)</b>	14.51 760 (6) <b>2395 (3)</b>	1.93 740 (3) <b>3135 (3)</b>						
4	223	Jorge DÁVILA	ESP	<b>3088</b>	-213	11.43 (+1.3) 767 (5)	6.88 (+0.7) 785 (4) <b>1552 (3)</b>	15.10 796 (5) <b>2348 (4)</b>	1.93 740 (4) <b>3088 (4)</b>						
5	172	Qihao SUN	CHN	<b>2997</b>	-304	11.77 (+0.7) 697 (12)	6.63 (+0.3) 727 (8) <b>1424 (9)</b>	15.26 806 (4) <b>2230 (7)</b>	1.96 767 (2) <b>2997 (5)</b>						
6	357	Tomas SABAŠINSKAS	LTU	<b>2993</b>	-308	11.53 (+1.3) 746 (8)	6.70 (+0.6) 743 (5) <b>1489 (7)</b>	15.86 843 (3) <b>2332 (5)</b>	1.84 661 (8) <b>2993 (6)</b>						
7	199	Georgios KANARIS	CYP	<b>2953</b>	-348	11.58 (+0.7) 736 (10)	6.36 (+0.5) 666 (9) <b>1402 (10)</b>	16.21 864 (2) <b>2266 (6)</b>	1.87 687 (7) <b>2953 (7)</b>						
8	244	Florian FOURRE	FRA	<b>2801</b>	-500	11.32 (+1.3) 791 (3)	6.67 (-0.3) 736 (7) <b>1527 (5)</b>	12.94 664 (9) <b>2191 (8)</b>	1.78 610 (11) <b>2801 (8)</b>						
9	359	Lex DAMIT	LUX	<b>2793</b>	-508	11.35 (+0.7) 784 (4)	6.69 (+0.4) 741 (6) <b>1525 (6)</b>	12.42 632 (12) <b>2157 (9)</b>	1.81 636 (10) <b>2793 (9)</b>						
10	119	Damián MORETTA	ARG	<b>2717</b>	-584	11.19 (+1.3) 819 (2)	6.25 (+0.4) 641 (10) <b>1460 (8)</b>	12.66 647 (11) <b>2107 (10)</b>	1.78 610 (12) <b>2717 (10)</b>						
11	512	Roman VOYTSESHUK	UKR	<b>2716</b>	-585	11.83 (+0.7) 685 (13)	6.05 (+0.8) 597 (12) <b>1282 (12)</b>	13.87 720 (8) <b>2002 (11)</b>	1.90 714 (5) <b>2716 (11)</b>						
12	300	Reza KEFAYATI	IRI	<b>2620</b>	-681	11.67 (+0.7) 717 (11)	6.11 (-1.0) 610 (11) <b>1327 (11)</b>	12.83 657 (10) <b>1984 (12)</b>	1.81 636 (9) <b>2620 (12)</b>						
13	307	Hussein Ali MOHAMMEDAWI	IRQ	<b>2300</b>	-1001	11.99 (+0.7) 653 (14)	5.51 (+0.4) 483 (13) <b>1136 (13)</b>	11.55 579 (13) <b>1715 (13)</b>	1.75 585 (13) <b>2300 (13)</b>						
	261	Maximilian KLUTH	GER	<b>DNF</b>		11.44 (+1.3) 765 (6)	DNS								











# SUMMARY



## 400 Metres Boys - Decathlon U18

12 July 2017

RANK	PLACE	HEAT	LANE	BIB	NAME	COUNTRY	DATE of BIRTH	RESULT		
1	1	2	4	243	Steven FAUVEL CLINCH	FRA	10 Apr 00	<b>49.09</b>		<b>857</b>
2	2	2	5	119	Damián MORETTA	ARG	22 May 00	<b>50.05</b>		<b>812</b>
3	3	2	6	223	Jorge DÁVILA	ESP	11 May 00	<b>51.36</b>		<b>753</b>
4	4	2	8	351	Olegs KOZJAKOV	LAT	13 Jan 01	<b>51.39</b>		<b>752</b>
5	5	2	3	244	Florian FOURRE	FRA	12 Mar 00	<b>51.72</b>		<b>737</b>
6	1	1	8	300	Reza KEFAYATI	IRI	20 Apr 00	<b>51.93</b>		<b>728</b>
7	6	2	2	265	Leo NEUGEBAUER	GER	19 Jun 00	<b>52.41</b>		<b>707</b>
8	2	1	3	359	Lex DAMIT	LUX	22 Feb 00	<b>52.93</b>		<b>685</b>
9	3	1	7	172	Qihao SUN	CHN	18 Feb 00	<b>53.61</b>		<b>656</b>
10	4	1	6	512	Roman VOYTSESHUK	UKR	23 Oct 00	<b>53.79</b>		<b>648</b>
11	5	1	4	307	Hussein Ali MOHAMMEDAWI	IRQ	18 Oct 00	<b>54.91</b>		<b>602</b>
12	6	1	2	357	Tomas SABAŠINSKAS	LTU	15 Mar 00	<b>55.04</b>		<b>597</b>
		1	5	199	Georgios KANARIS	CYP	4 Oct 00	<b>DQ</b>	163.3(a)	<b>0</b>
		2	7	261	Maximilian KLUTH	GER	18 Jul 00	<b>DNS</b>		

**NOTE** IAAF Rule 163.3(a) - Lane infringement



# RESULTS



## 400 Metres Boys - Decathlon U18

### Heat 1

2

12 July 2017 21:01 START TIME

20° C TEMPERATURE 70 % HUMIDITY

PLACE	BIB	NAME	COUNTRY	DATE of BIRTH	LANE	RESULT	REACTION	F <sub>n</sub>	POINTS	TOTAL
1	300	Reza KEFAYATI	IRI	20 Apr 00	8	51.93	PB	0.190	728	3348
2	359	Lex DAMIT	LUX	22 Feb 00	3	52.93	PB	0.178	685	3478
3	172	Qihao SUN	CHN	18 Feb 00	7	53.61	PB	0.180	656	3653
4	512	Roman VOYTSESHUK	UKR	23 Oct 00	6	53.79	PB	0.199	648	3364
5	307	Hussein Ali MOHAMMEDAWI	IRQ	18 Oct 00	4	54.91	PB	0.181	602	2902
6	357	Tomas SABAŠINSKAS	LTU	15 Mar 00	2	55.04	PB	0.180	597	3590
	199	Georgios KANARIS	CYP	4 Oct 00	5	DQ 163.3(a)		0.186	0	2953

NOTE IAAF Rule 163.3(a) - Lane infringement

### Heat 2

2

12 July 2017 20:58 START TIME


20° C TEMPERATURE 70 % HUMIDITY

PLACE	BIB	NAME	COUNTRY	DATE of BIRTH	LANE	RESULT	REACTION	F <sub>n</sub>	POINTS	TOTAL
1	243	Steven FAUVEL CLINCH	FRA	10 Apr 00	4	49.09	PB	0.164	857	4084
2	119	Damián MORETTA	ARG	22 May 00	5	50.05		0.168	812	3529
3	223	Jorge DÁVILA	ESP	11 May 00	6	51.36	PB	0.198	753	3841
4	351	Olegs KOZJAKOV	LAT	13 Jan 01	8	51.39	PB	0.193	752	4053
5	244	Florian FOURRE	FRA	12 Mar 00	3	51.72	PB	0.200	737	3538
6	265	Leo NEUGEBAUER	GER	19 Jun 00	2	52.41	PB	0.204	707	3842
	261	Maximilian KLUTH	GER	18 Jul 00	7	DNS				0

## DECATHLON U18 SUMMARY AFTER 5 EVENTS

RECORDS	RESULT	NAME	COUNTRY	AGE	VENUE	DATE
World U18 Best <b>WU18B</b>	<b>8104</b>	Valter KÜLVET	URS	17	Viimsi	23 Aug 1981
Championship Record <b>CR</b>	<b>8002</b>	Niklas KAUL	GER	17	Cali (Pascual Guerrero)	16 Jul 2015
World U18 Leading <b>WU18L</b>	<b>7559</b>	Ashley MOLONEY	AUS	17	Sydney (SOPAC)	30 Mar 2017

12-13 July 2017



PLACE	BIB	NAME	COUNTRY	POINTS	POINTS BEHIND LEADER	100 Metres	Long Jump	Shot Put (5kg)	High Jump	400 Metres	110m Hurdles	Discus Throw	Pole Vault	Javelin Throw	1500 Metres
1	243	Steven FAUVEL CLINCH	FRA	<b>4084</b>		10.82 (+1.3) 901(1)	7.38 (+0.3) 905(1) <b>1806(1)</b>	14.09 734(7) <b>2540(1)</b>	1.87 687(6) <b>3227(2)</b>	49.09 857(1) <b>4084(1)</b>					
2	351	Olegs KOZJAKOV	LAT	<b>4053</b>	-31	11.56 (+0.7) 740(9)	6.89 (-0.5) 788(3) <b>1528(4)</b>	18.06 979(1) <b>2507(2)</b>	1.99 794(1) <b>3301(1)</b>	51.39 752(4) <b>4053(2)</b>					
3	265	Leo NEUGEBAUER	GER	<b>3842</b>	-242	11.46 (+1.3) 761(7)	7.25 (+0.2) 874(2) <b>1635(2)</b>	14.51 760(6) <b>2395(3)</b>	1.93 740(3) <b>3135(3)</b>	52.41 707(7) <b>3842(3)</b>					
4	223	Jorge DÁVILA	ESP	<b>3841</b>	-243	11.43 (+1.3) 767(5)	6.88 (+0.7) 785(4) <b>1552(3)</b>	15.10 796(5) <b>2348(4)</b>	1.93 740(4) <b>3088(4)</b>	51.36 753(3) <b>3841(4)</b>					
5	172	Qihao SUN	CHN	<b>3653</b>	-431	11.77 (+0.7) 697(12)	6.63 (+0.3) 727(8) <b>1424(9)</b>	15.26 806(4) <b>2230(7)</b>	1.96 767(2) <b>2997(5)</b>	53.61 656(9) <b>3653(5)</b>					
6	357	Tomas SABAŠINSKAS	LTU	<b>3590</b>	-494	11.53 (+1.3) 746(8)	6.70 (+0.6) 743(5) <b>1489(7)</b>	15.86 843(3) <b>2332(5)</b>	1.84 661(8) <b>2993(6)</b>	55.04 597(12) <b>3590(6)</b>					
7	244	Florian FOURRE	FRA	<b>3538</b>	-546	11.32 (+1.3) 791(3)	6.67 (-0.3) 736(7) <b>1527(5)</b>	12.94 664(9) <b>2191(8)</b>	1.78 610(11) <b>2801(8)</b>	51.72 737(5) <b>3538(7)</b>					
8	119	Damián MORETTA	ARG	<b>3529</b>	-555	11.19 (+1.3) 819(2)	6.25 (+0.4) 641(10) <b>1460(8)</b>	12.66 647(11) <b>2107(10)</b>	1.78 610(12) <b>2717(10)</b>	50.05 812(2) <b>3529(8)</b>					
9	359	Lex DAMIT	LUX	<b>3478</b>	-606	11.35 (+0.7) 784(4)	6.69 (+0.4) 741(6) <b>1525(6)</b>	12.42 632(12) <b>2157(9)</b>	1.81 636(10) <b>2793(9)</b>	52.93 685(8) <b>3478(9)</b>					
10	512	Roman VOYTSESHUK	UKR	<b>3364</b>	-720	11.83 (+0.7) 685(13)	6.05 (+0.8) 597(12) <b>1282(12)</b>	13.87 720(8) <b>2002(11)</b>	1.90 714(5) <b>2716(11)</b>	53.79 648(10) <b>3364(10)</b>					
11	300	Reza KEFAYATI	IRI	<b>3348</b>	-736	11.67 (+0.7) 717(11)	6.11 (-1.0) 610(11) <b>1327(11)</b>	12.83 657(10) <b>1984(12)</b>	1.81 636(9) <b>2620(12)</b>	51.93 728(6) <b>3348(11)</b>					
12	199	Georgios KANARIS	CYP	<b>2953</b>	-1131	11.58 (+0.7) 736(10)	6.36 (+0.5) 666(9) <b>1402(10)</b>	16.21 864(2) <b>2266(6)</b>	1.87 687(7) <b>2953(7)</b>	DQ 0 <b>2953(12)</b>					
13	307	Hussein Ali MOHAMMEDAWI	IRQ	<b>2902</b>	-1182	11.99 (+0.7) 653(14)	5.51 (+0.4) 483(13) <b>1136(13)</b>	11.55 579(13) <b>1715(13)</b>	1.75 585(13) <b>2300(13)</b>	54.91 602(11) <b>2902(13)</b>					
	261	Maximilian KLUTH	GER	<b>DNF</b>		11.44 (+1.3) 765(6)	DNS								

## SUMMARY



### 110m Hurdles (91.4cm) Boys - Decathlon U18

13 July 2017

RANK	PLACE	HEAT	LANE	BIB	NAME	COUNTRY	DATE of BIRTH	RESULT		WIND	
1	1	2	7	243	Steven FAUVEL CLINCH	FRA	10 Apr 00	<b>13.94</b>		+0.1	<b>982</b>
2	2	2	5	119	Damián MORETTA	ARG	22 May 00	<b>14.18</b>	PB	+0.1	<b>951</b>
3	3	2	2	359	Lex DAMIT	LUX	22 Feb 00	<b>14.64</b>	PB	+0.1	<b>894</b>
4	4	2	6	265	Leo NEUGEBAUER	GER	19 Jun 00	<b>14.86</b>	PB	+0.1	<b>867</b>
5	5	2	4	244	Florian FOURRE	FRA	12 Mar 00	<b>14.98</b>	PB	+0.1	<b>852</b>
6	1	1	7	307	Hussein Ali MOHAMMEDAWI	IRQ	18 Oct 00	<b>15.25</b>	PB	-0.2	<b>820</b>
7	6	2	3	512	Roman VOYTSESHUK	UKR	23 Oct 00	<b>15.39</b>		+0.1	<b>803</b>
8	7	2	8	351	Olegs KOZJAKOV	LAT	13 Jan 01	<b>15.46</b>		+0.1	<b>795</b>
9	2	1	3	172	Qihao SUN	CHN	18 Feb 00	<b>15.51</b>		-0.2	<b>789</b>
10	3	1	6	223	Jorge DÁVILA	ESP	11 May 00	<b>15.80</b>	PB	-0.2	<b>755</b>
11	4	1	5	357	Tomas SABAŠINSKAS	LTU	15 Mar 00	<b>16.08</b>	PB	-0.2	<b>724</b>
12	5	1	4	300	Reza KEFAYATI	IRI	20 Apr 00	<b>16.77</b>	PB	-0.2	<b>648</b>
		1	2	199	Georgios KANARIS	CYP	4 Oct 00	<b>DNS</b>		-0.2	



# RESULTS



## 110m Hurdles (91.4cm) Boys - Decathlon U18

**Heat 1**

2

13 July 2017 09:31 START TIME

15° C TEMPERATURE 94 % HUMIDITY

-0.2m/s WIND

PLACE	BIB	NAME	COUNTRY	DATE of BIRTH	LANE	RESULT	REACTION	F <sub>n</sub>	POINTS	TOTAL
1	307	Hussein Ali MOHAMMEDAWI	IRQ	18 Oct 00	7	<b>15.25</b>	PB	0.160	<b>820</b>	3722
2	172	Qihao SUN	CHN	18 Feb 00	3	<b>15.51</b>		0.185	<b>789</b>	4442
3	223	Jorge DÁVILA	ESP	11 May 00	6	<b>15.80</b>	PB	0.197	<b>755</b>	4596
4	357	Tomas SABAŠINSKAS	LTU	15 Mar 00	5	<b>16.08</b>	PB	0.200	<b>724</b>	4314
5	300	Reza KEFAYATI	IRI	20 Apr 00	4	<b>16.77</b>	PB	0.187	<b>648</b>	3996
	199	Georgios KANARIS	CYP	4 Oct 00	2	<b>DNS</b>				0

**Heat 2**

2

13 July 2017 09:39 START TIME

15° C TEMPERATURE 94 % HUMIDITY

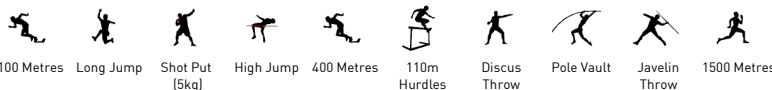
+0.1m/s WIND

PLACE	BIB	NAME	COUNTRY	DATE of BIRTH	LANE	RESULT	REACTION	F <sub>n</sub>	POINTS	TOTAL
1	243	Steven FAUVEL CLINCH	FRA	10 Apr 00	7	<b>13.94</b>		0.165	<b>982</b>	5066
2	119	Damián MORETTA	ARG	22 May 00	5	<b>14.18</b>	PB	0.186	<b>951</b>	4480
3	359	Lex DAMIT	LUX	22 Feb 00	2	<b>14.64</b>	PB	0.201	<b>894</b>	4372
4	265	Leo NEUGEBAUER	GER	19 Jun 00	6	<b>14.86</b>	PB	0.250	<b>867</b>	4709
5	244	Florian FOURRE	FRA	12 Mar 00	4	<b>14.98</b>	PB	0.185	<b>852</b>	4390
6	512	Roman VOYTSESHUK	UKR	23 Oct 00	3	<b>15.39</b>		0.203	<b>803</b>	4167
7	351	Olegs KOZJAKOV	LAT	13 Jan 01	8	<b>15.46</b>		0.281	<b>795</b>	4848

## DECATHLON U18 SUMMARY AFTER 6 EVENTS

RECORDS	RESULT	NAME	COUNTRY	AGE	VENUE	DATE
World U18 Best	<b>WU18B</b>	<b>8104</b>	URS	17	Viimsi	23 Aug 1981
Championship Record	<b>CR</b>	<b>8002</b>	GER	17	Cali (Pascual Guerrero)	16 Jul 2015
World U18 Leading	<b>WU18L</b>	<b>7559</b>	AUS	17	Sydney (SOPAC)	30 Mar 2017

12-13 July 2017



PLACE	BIB	NAME	COUNTRY	POINTS	POINTS BEHIND LEADER	100 Metres	Long Jump	Shot Put (5kg)	High Jump	400 Metres	110m Hurdles	Discus Throw	Pole Vault	Javelin Throw	1500 Metres
<b>1</b>	243	Steven FAUVEL CLINCH	FRA	<b>5066</b>		10.82 (+1.3) 901(1)	7.38 (+0.3) 905(1)	14.09 734(7)	1.87 687(6)	49.09 857(1)	13.94 (+0.1) 982(1)				
							<b>1806(1)</b>	<b>2540(1)</b>	<b>3227(2)</b>	<b>4084(1)</b>	<b>5066(1)</b>				
<b>2</b>	351	Olegs KOZJAKOV	LAT	<b>4848</b>	-218	11.56 (+0.7) 740(9)	6.89 (-0.5) 788(3)	18.06 979(1)	1.99 794(1)	51.39 752(4)	15.46 (+0.1) 795(8)				
							<b>1528(4)</b>	<b>2507(2)</b>	<b>3301(1)</b>	<b>4053(2)</b>	<b>4848(2)</b>				
<b>3</b>	265	Leo NEUGEBAUER	GER	<b>4709</b>	-357	11.46 (+1.3) 761(7)	7.25 (+0.2) 874(2)	14.51 760(6)	1.93 740(3)	52.41 707(7)	14.86 (+0.1) 867(4)				
							<b>1635(2)</b>	<b>2395(3)</b>	<b>3135(3)</b>	<b>3842(3)</b>	<b>4709(3)</b>				
<b>4</b>	223	Jorge DÁVILA	ESP	<b>4596</b>	-470	11.43 (+1.3) 767(5)	6.88 (+0.7) 785(4)	15.10 796(5)	1.93 740(4)	51.36 753(3)	15.80 (-0.2) 755(10)				
							<b>1552(3)</b>	<b>2348(4)</b>	<b>3088(4)</b>	<b>3841(4)</b>	<b>4596(4)</b>				
<b>5</b>	119	Damián MORETTA	ARG	<b>4480</b>	-586	11.19 (+1.3) 819(2)	6.25 (+0.4) 641(10)	12.66 647(11)	1.78 610(12)	50.05 812(2)	14.18 (+0.1) 951(2)				
							<b>1460(8)</b>	<b>2107(10)</b>	<b>2717(10)</b>	<b>3529(8)</b>	<b>4480(5)</b>				
<b>6</b>	172	Qihao SUN	CHN	<b>4442</b>	-624	11.77 (+0.7) 697(12)	6.63 (+0.3) 727(8)	15.26 806(4)	1.96 767(2)	53.61 656(9)	15.51 (-0.2) 789(9)				
							<b>1424(9)</b>	<b>2230(7)</b>	<b>2997(5)</b>	<b>3653(5)</b>	<b>4442(6)</b>				
<b>7</b>	244	Florian FOURRE	FRA	<b>4390</b>	-676	11.32 (+1.3) 791(3)	6.67 (-0.3) 736(7)	12.94 664(9)	1.78 610(11)	51.72 737(5)	14.98 (+0.1) 852(5)				
							<b>1527(5)</b>	<b>2191(8)</b>	<b>2801(8)</b>	<b>3538(7)</b>	<b>4390(7)</b>				
<b>8</b>	359	Lex DAMIT	LUX	<b>4372</b>	-694	11.35 (+0.7) 784(4)	6.69 (+0.4) 741(6)	12.42 632(12)	1.81 636(10)	52.93 685(8)	14.64 (+0.1) 894(3)				
							<b>1525(6)</b>	<b>2157(9)</b>	<b>2793(9)</b>	<b>3478(9)</b>	<b>4372(8)</b>				
<b>9</b>	357	Tomas SABAŠINSKAS	LTU	<b>4314</b>	-752	11.53 (+1.3) 746(8)	6.70 (+0.6) 743(5)	15.86 843(3)	1.84 661(8)	55.04 597(12)	16.08 (-0.2) 724(11)				
							<b>1489(7)</b>	<b>2332(5)</b>	<b>2993(6)</b>	<b>3590(6)</b>	<b>4314(9)</b>				
<b>10</b>	512	Roman VOYTSESHUK	UKR	<b>4167</b>	-899	11.83 (+0.7) 685(13)	6.05 (+0.8) 597(12)	13.87 720(8)	1.90 714(5)	53.79 648(10)	15.39 (+0.1) 803(7)				
							<b>1282(12)</b>	<b>2002(11)</b>	<b>2716(11)</b>	<b>3364(10)</b>	<b>4167(10)</b>				
<b>11</b>	300	Reza KEFAYATI	IRI	<b>3996</b>	-1070	11.67 (+0.7) 717(11)	6.11 (-1.0) 610(11)	12.83 657(10)	1.81 636(9)	51.93 728(6)	16.77 (-0.2) 648(12)				
							<b>1327(11)</b>	<b>1984(12)</b>	<b>2620(12)</b>	<b>3348(11)</b>	<b>3996(11)</b>				
<b>12</b>	307	Hussein Ali MOHAMMEDAWI	IRQ	<b>3722</b>	-1344	11.99 (+0.7) 653(14)	5.51 (+0.4) 483(13)	11.55 579(13)	1.75 585(13)	54.91 602(11)	15.25 (-0.2) 820(6)				
							<b>1136(13)</b>	<b>1715(13)</b>	<b>2300(13)</b>	<b>2902(13)</b>	<b>3722(12)</b>				
	199	Georgios KANARIS	CYP	<b>DNF</b>		11.58 (+0.7) 736(10)	6.36 (+0.5) 666(9)	16.21 864(2)	1.87 687(7)	DQ 0	DNS				
							<b>1402(10)</b>	<b>2266(6)</b>	<b>2953(7)</b>	<b>2953(12)</b>					
	261	Maximilian KLUTH	GER	<b>DNF</b>		11.44 (+1.3) 765(6)	DNS								

# RESULTS



## Discus Throw (1.500kg) Boys - Decathlon U18

13 July 2017 10:25 START TIME 16° C 88 %  
 11:09 END TIME TEMPERATURE 17° C HUMIDITY 88 %

PLACE	BIB	NAME	COUNTRY	DATE of BIRTH	ORDER	RESULT	1	2	3	POINTS	TOTAL
1	357	Tomas SABAŠINSKAS	LTU	15 Mar 00	10	<b>48.60</b>	48.59	48.60	X	<b>841</b>	5155
2	351	Olegs KOZJAKOVŠ	LAT	13 Jan 01	6	<b>48.17</b>	43.16	X	48.17	<b>832</b>	5680
3	265	Leo NEUGEBAUER	GER	19 Jun 00	3	<b>45.02</b>	37.70	45.02	35.19	<b>767</b>	5476
4	172	Qihao SUN	CHN	18 Feb 00	4	<b>42.16</b>	X	37.92	42.16	<b>709</b>	5151
5	359	Lex DAMIT	LUX	22 Feb 00	12	<b>39.21</b>	39.08	38.32	39.21	<b>649</b>	5021
6	244	Florian FOURRE	FRA	12 Mar 00	11	<b>38.62</b>	38.62	X	X	<b>637</b>	5027
7	119	Damián MORETTA	ARG	22 May 00	2	<b>37.71</b>	34.85	35.78	37.71	<b>618</b>	5098
8	307	Hussein Ali MOHAMMEDAWI	IRQ	18 Oct 00	1	<b>37.08</b> <small>PB</small>	34.67	X	37.08	<b>605</b>	4327
9	223	Jorge DÁVILA	ESP	11 May 00	7	<b>35.89</b>	35.89	X	30.35	<b>582</b>	5178
10	243	Steven FAUVEL CLINCH	FRA	10 Apr 00	8	<b>34.14</b>	34.14	X	X	<b>546</b>	5612
11	512	Roman VOYTSESHUK	UKR	23 Oct 00	13	<b>33.21</b>	X	32.29	33.21	<b>528</b>	4695
12	300	Reza KEFAYATI	IRI	20 Apr 00	9	<b>29.13</b> <small>PB</small>	X	29.13	X	<b>447</b>	4443
	199	Georgios KANARIS	CYP	4 Oct 00	5	<b>DNS</b>					0






## DECATHLON U18 SUMMARY AFTER 7 EVENTS

RECORDS	RESULT	NAME	COUNTRY	AGE	VENUE	DATE
World U18 Best	<b>WU18B</b>	<b>8104</b>	Valter KÜLVET	URS	17	Viimsi 23 Aug 1981
Championship Record	<b>CR</b>	<b>8002</b>	Niklas KAUL	GER	17	Cali (Pascual Guerrero) 16 Jul 2015
World U18 Leading	<b>WU18L</b>	<b>7559</b>	Ashley MOLONEY	AUS	17	Sydney (SOPAC) 30 Mar 2017

12-13 July 2017



PLACE	BIB	NAME	COUNTRY	POINTS	POINTS BEHIND LEADER	100 Metres	Long Jump	Shot Put (5kg)	High Jump	400 Metres	110m Hurdles	Discus Throw	Pole Vault	Javelin Throw	1500 Metres
1	351	Olegs KOZJAKOV	LAT	<b>5680</b>		11.56 (+0.7) 740(9)	6.89 (-0.5) 788(3) <b>1528(4)</b>	18.06 979(1) <b>2507(2)</b>	1.99 794(1) <b>3301(1)</b>	51.39 752(4) <b>4053(2)</b>	15.46 (+0.1) 795(8) <b>4848(2)</b>	48.17 832(2) <b>5680(1)</b>			
2	243	Steven FAUVEL CLINCH	FRA	<b>5612</b>	-68	10.82 (+1.3) 901(1)	7.38 (+0.3) 905(1) <b>1806(1)</b>	14.09 734(7) <b>2540(1)</b>	1.87 687(6) <b>3227(2)</b>	49.09 857(1) <b>4084(1)</b>	13.94 (+0.1) 982(1) <b>5066(1)</b>	34.14 546(10) <b>5612(2)</b>			
3	265	Leo NEUGEBAUER	GER	<b>5476</b>	-204	11.46 (+1.3) 761(7)	7.25 (+0.2) 874(2) <b>1635(2)</b>	14.51 760(6) <b>2395(3)</b>	1.93 740(3) <b>3135(3)</b>	52.41 707(7) <b>3842(3)</b>	14.86 (+0.1) 867(4) <b>4709(3)</b>	45.02 767(3) <b>5476(3)</b>			
4	223	Jorge DÁVILA	ESP	<b>5178</b>	-502	11.43 (+1.3) 767(5)	6.88 (+0.7) 785(4) <b>1552(3)</b>	15.10 796(5) <b>2348(4)</b>	1.93 740(4) <b>3088(4)</b>	51.36 753(3) <b>3841(4)</b>	15.80 (-0.2) 755(10) <b>4596(4)</b>	35.89 582(9) <b>5178(4)</b>			
5	357	Tomas SABAŠINSKAS	LTU	<b>5155</b>	-525	11.53 (+1.3) 746(8)	6.70 (+0.6) 743(5) <b>1489(7)</b>	15.86 843(3) <b>2332(5)</b>	1.84 661(8) <b>2993(6)</b>	55.04 597(12) <b>3590(6)</b>	16.08 (-0.2) 724(11) <b>4314(9)</b>	48.60 841(1) <b>5155(5)</b>			
6	172	Qihao SUN	CHN	<b>5151</b>	-529	11.77 (+0.7) 697(12)	6.63 (+0.3) 727(8) <b>1424(9)</b>	15.26 806(4) <b>2230(7)</b>	1.96 767(2) <b>2997(5)</b>	53.61 656(9) <b>3653(5)</b>	15.51 (-0.2) 789(9) <b>4442(6)</b>	42.16 709(4) <b>5151(6)</b>			
7	119	Damián MORETTA	ARG	<b>5098</b>	-582	11.19 (+1.3) 819(2)	6.25 (+0.4) 641(10) <b>1460(8)</b>	12.66 647(11) <b>2107(10)</b>	1.78 610(12) <b>2717(10)</b>	50.05 812(2) <b>3529(8)</b>	14.18 (+0.1) 951(2) <b>4480(5)</b>	37.71 618(7) <b>5098(7)</b>			
8	244	Florian FOURRE	FRA	<b>5027</b>	-653	11.32 (+1.3) 791(3)	6.67 (-0.3) 736(7) <b>1527(5)</b>	12.94 664(9) <b>2191(8)</b>	1.78 610(11) <b>2801(8)</b>	51.72 737(5) <b>3538(7)</b>	14.98 (+0.1) 852(5) <b>4390(7)</b>	38.62 637(6) <b>5027(8)</b>			
9	359	Lex DAMIT	LUX	<b>5021</b>	-659	11.35 (+0.7) 784(4)	6.69 (+0.4) 741(6) <b>1525(6)</b>	12.42 632(12) <b>2157(9)</b>	1.81 636(10) <b>2793(9)</b>	52.93 685(8) <b>3478(9)</b>	14.64 (+0.1) 894(3) <b>4372(8)</b>	39.21 649(5) <b>5021(9)</b>			
10	512	Roman VOYTSESHUK	UKR	<b>4695</b>	-985	11.83 (+0.7) 685(13)	6.05 (+0.8) 597(12) <b>1282(12)</b>	13.87 720(8) <b>2002(11)</b>	1.90 714(5) <b>2716(11)</b>	53.79 648(10) <b>3364(10)</b>	15.39 (+0.1) 803(7) <b>4167(10)</b>	33.21 528(11) <b>4695(10)</b>			
11	300	Reza KEFAYATI	IRI	<b>4443</b>	-1237	11.67 (+0.7) 717(11)	6.11 (-1.0) 610(11) <b>1327(11)</b>	12.83 657(10) <b>1984(12)</b>	1.81 636(9) <b>2620(12)</b>	51.93 728(6) <b>3348(11)</b>	16.77 (-0.2) 648(12) <b>3996(11)</b>	29.13 447(12) <b>4443(11)</b>			
12	307	Hussein Ali MOHAMMEDAWI	IRQ	<b>4327</b>	-1353	11.99 (+0.7) 653(14)	5.51 (+0.4) 483(13) <b>1136(13)</b>	11.55 579(13) <b>1715(13)</b>	1.75 585(13) <b>2300(13)</b>	54.91 602(11) <b>2902(13)</b>	15.25 (-0.2) 820(6) <b>3722(12)</b>	37.08 605(8) <b>4327(12)</b>			
	199	Georgios KANARIS	CYP	<b>DNF</b>		11.58 (+0.7) 736(10)	6.36 (+0.5) 666(9) <b>1402(10)</b>	16.21 864(2) <b>2266(6)</b>	1.87 687(7) <b>2953(7)</b>	DQ 0 <b>2953(12)</b>	DNS				
	261	Maximilian KLUTH	GER	<b>DNF</b>		11.44 (+1.3) 765(6)	DNS								

# SUMMARY



## Pole Vault Boys - Decathlon U18

13 July 2017

RANK	PLACE	GROUP	BIB	NAME	COUNTRY	DATE of BIRTH	RESULT	
1	1	A	244	Florian FOURRE	FRA	12 Mar 00	<b>4.70</b>	819
2	2	A	172	Qihao SUN	CHN	18 Feb 00	<b>4.50</b> <span style="border: 1px solid black; padding: 0 2px;">PB</span>	760
3	3	A	243	Steven FAUVEL CLINCH	FRA	10 Apr 00	<b>4.50</b>	760
4	4	A	359	Lex DAMIT	LUX	22 Feb 00	<b>4.20</b>	673
5	5	A	265	Leo NEUGEBAUER	GER	19 Jun 00	<b>4.20</b>	673
6	1	B	119	Damián MORETTA	ARG	22 May 00	<b>3.80</b> <span style="border: 1px solid black; padding: 0 2px;">PB</span>	562
7	2	B	351	Olegs KOZJAKOVS	LAT	13 Jan 01	<b>3.70</b> <span style="border: 1px solid black; padding: 0 2px;">PB</span>	535
8	3	B	512	Roman VOYTSESHUK	UKR	23 Oct 00	<b>3.70</b> <span style="border: 1px solid black; padding: 0 2px;">PB</span>	535
9	4	B	357	Tomas SABAŠINSKAS	LTU	15 Mar 00	<b>3.40</b> <span style="border: 1px solid black; padding: 0 2px;">PB</span>	457
10	5	B	300	Reza KEFAYATI	IRI	20 Apr 00	<b>2.90</b> <span style="border: 1px solid black; padding: 0 2px;">PB</span>	333
		B	307	Hussein Ali MOHAMMEDAWI	IRQ	18 Oct 00	<b>NM</b>	0
		A	223	Jorge DÁVILA	ESP	11 May 00	<b>NM</b>	0
		A	199	Georgios KANARIS	CYP	4 Oct 00	<b>DNS</b>	



# RESULTS

## Pole Vault Boys - Decathlon U18



### Group A

13 July 2017 12:02 START TIME 18° C 83 %  
14:19 END TIME 22° C 65 %  
TEMPERATURE HUMIDITY

PLACE	BIB	NAME	COUNTRY	DATE of BIRTH	ORDER	RESULT	2.70	2.80	2.90	3.00	3.10	3.20	3.30	3.40	3.50	3.60	3.70	POINTS	TOTAL
							3.80	3.90	4.00	4.10	4.20	4.30	4.40	4.50	4.60	4.70	4.80		
1	244	Florian FOURRE	FRA	12 Mar 00	4	4.70	-	-	-	-	-	-	-	-	-	-	-	819	5846
2	172	Qihao SUN	CHN	18 Feb 00	6	4.50	-	-	-	-	-	-	-	-	-	-	-	760	5911
3	243	Steven FAUVEL CLINCH	FRA	10 Apr 00	1	4.50	-	-	-	-	-	-	-	-	-	0	-	760	6372
4	359	Lex DAMIT	LUX	22 Feb 00	7	4.20	0	-	0	0	0	XX0	XX0	X				673	5694
5	265	Leo NEUGEBAUER	GER	19 Jun 00	5	4.20	-	-	-	-	-	-	-	-	-	-	0	673	6149
	223	Jorge DÁVILA	ESP	11 May 00	2	NM	-	0	XX0	0	XX0	XXX						0	5178
	199	Georgios KANARIS	CYP	4 Oct 00	3	DNS													0

### Group B

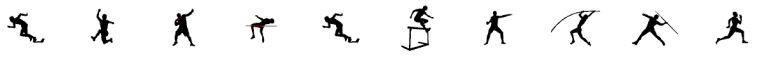
13 July 2017 12:04 START TIME 18° C 83 %  
13:52 END TIME 20° C 73 %  
TEMPERATURE HUMIDITY

PLACE	BIB	NAME	COUNTRY	DATE of BIRTH	ORDER	RESULT	2.70	2.80	2.90	3.00	3.10	3.20	3.30	3.40	3.50	3.60	3.70	POINTS	TOTAL
							3.80	3.90	4.00	4.10	4.20	4.30	4.40						
1	119	Damián MORETTA	ARG	22 May 00	6	3.80	-	-	-	0	0	-	-	0	-	0	0	562	5660
2	351	Olegs KOZJAKOV	LAT	13 Jan 01	2	3.70	X0	XXX										535	6215
3	512	Roman VOYTSESHUK	UKR	23 Oct 00	3	3.70	-	-	-	-	-	0	0	X0	X0	XX0		535	5230
4	357	Tomas SABAŠINSKAS	LTU	15 Mar 00	1	3.40	0	0	X0	0	XX0	X0	X0	X0	XXX			457	5612
5	300	Reza KEFAYATI	IRI	20 Apr 00	5	2.90	XX0	-	X0	XXX								333	4776
	307	Hussein Ali MOHAMMEDAWI	IRQ	18 Oct 00	4	NM												0	4327

## DECATHLON U18 SUMMARY AFTER 8 EVENTS

RECORDS	RESULT NAME	COUNTRY	AGE	VENUE	DATE
World U18 Best <b>WU18B</b>	<b>8104</b> Vatter KÜLVET	URS	17	Viimsi	23 Aug 1981
Championship Record <b>CR</b>	<b>8002</b> Niklas KAUL	GER	17	Cali (Pascual Guerrero)	16 Jul 2015
World U18 Leading <b>WU18L</b>	<b>7559</b> Ashley MOLONEY	AUS	17	Sydney (SOPAC)	30 Mar 2017

12-13 July 2017



PLACE	BIB	NAME	COUNTRY	POINTS	POINTS BEHIND LEADER	100 Metres	Long Jump	Shot Put (5kg)	High Jump	400 Metres	110m Hurdles	Discus Throw	Pole Vault	Javelin Throw	1500 Metres
1	243	Steven FAUVEL CLINCH	FRA	<b>6372</b>		10.82 (+1.3) 901(1)	7.38 (+0.3) 905(1) <b>1806(1)</b>	14.09 734(7) <b>2540(1)</b>	1.87 687(6) <b>3227(2)</b>	49.09 857(1) <b>4084(1)</b>	13.94 (+0.1) 982(1) <b>5066(1)</b>	34.14 546(10) <b>5612(2)</b>	4.50 760(3) <b>6372(1)</b>		
2	351	Olegs KOZJAKOV	LAT	<b>6215</b>	-157	11.56 (+0.7) 740(9)	6.89 (-0.5) 788(3) <b>1528(4)</b>	18.06 979(1) <b>2507(2)</b>	1.99 794(1) <b>3301(1)</b>	51.39 752(4) <b>4053(2)</b>	15.46 (+0.1) 795(8) <b>4848(2)</b>	48.17 832(2) <b>5680(1)</b>	3.70 535(7) <b>6215(2)</b>		
3	265	Leo NEUGEBAUER	GER	<b>6149</b>	-223	11.46 (+1.3) 761(7)	7.25 (+0.2) 874(2) <b>1635(2)</b>	14.51 760(6) <b>2395(3)</b>	1.93 740(3) <b>3135(3)</b>	52.41 707(7) <b>3842(3)</b>	14.86 (+0.1) 867(4) <b>4709(3)</b>	45.02 767(3) <b>5476(3)</b>	4.20 673(5) <b>6149(3)</b>		
4	172	Qihao SUN	CHN	<b>5911</b>	-461	11.77 (+0.7) 697(12)	6.63 (+0.3) 727(8) <b>1424(9)</b>	15.26 806(4) <b>2230(7)</b>	1.96 767(2) <b>2997(5)</b>	53.61 656(9) <b>3653(5)</b>	15.51 (-0.2) 789(9) <b>4442(6)</b>	42.16 709(4) <b>5151(6)</b>	4.50 760(2) <b>5911(4)</b>		
5	244	Florian FOURRE	FRA	<b>5846</b>	-526	11.32 (+1.3) 791(3)	6.67 (-0.3) 736(7) <b>1527(5)</b>	12.94 664(9) <b>2191(8)</b>	1.78 610(11) <b>2801(8)</b>	51.72 737(5) <b>3538(7)</b>	14.98 (+0.1) 852(5) <b>4390(7)</b>	38.62 637(6) <b>5027(8)</b>	4.70 819(1) <b>5846(5)</b>		
6	359	Lex DAMIT	LUX	<b>5694</b>	-678	11.35 (+0.7) 784(4)	6.69 (+0.4) 741(6) <b>1525(6)</b>	12.42 632(12) <b>2157(9)</b>	1.81 636(10) <b>2793(9)</b>	52.93 685(8) <b>3478(9)</b>	14.64 (+0.1) 894(3) <b>4372(8)</b>	39.21 649(5) <b>5021(9)</b>	4.20 673(4) <b>5694(6)</b>		
7	119	Damián MORETTA	ARG	<b>5660</b>	-712	11.19 (+1.3) 819(2)	6.25 (+0.4) 641(10) <b>1460(8)</b>	12.66 647(11) <b>2107(10)</b>	1.78 610(12) <b>2717(10)</b>	50.05 812(2) <b>3529(8)</b>	14.18 (+0.1) 951(2) <b>4480(5)</b>	37.71 618(7) <b>5098(7)</b>	3.80 562(6) <b>5660(7)</b>		
8	357	Tomas SABAŠINSKAS	LTU	<b>5612</b>	-760	11.53 (+1.3) 746(8)	6.70 (+0.6) 743(5) <b>1489(7)</b>	15.86 843(3) <b>2332(5)</b>	1.84 661(8) <b>2993(6)</b>	55.04 597(12) <b>3590(6)</b>	16.08 (-0.2) 724(11) <b>4314(9)</b>	48.60 841(1) <b>5155(5)</b>	3.40 457(9) <b>5612(8)</b>		
9	512	Roman VOYTSESHUK	UKR	<b>5230</b>	-1142	11.83 (+0.7) 685(13)	6.05 (+0.8) 597(12) <b>1282(12)</b>	13.87 720(8) <b>2002(11)</b>	1.90 714(5) <b>2716(11)</b>	53.79 648(10) <b>3364(10)</b>	15.39 (+0.1) 803(7) <b>4167(10)</b>	33.21 528(11) <b>4695(10)</b>	3.70 535(8) <b>5230(9)</b>		
10	223	Jorge DÁVILA	ESP	<b>5178</b>	-1194	11.43 (+1.3) 767(5)	6.88 (+0.7) 785(4) <b>1552(3)</b>	15.10 796(5) <b>2348(4)</b>	1.93 740(4) <b>3088(4)</b>	51.36 753(3) <b>3841(4)</b>	15.80 (-0.2) 755(10) <b>4596(4)</b>	35.89 582(9) <b>5178(4)</b>	NM 0 <b>5178(10)</b>		
11	300	Reza KEFAYATI	IRI	<b>4776</b>	-1596	11.67 (+0.7) 717(11)	6.11 (-1.0) 610(11) <b>1984(12)</b>	12.83 657(10) <b>2620(12)</b>	1.81 636(9) <b>3348(11)</b>	51.93 728(6) <b>3996(11)</b>	16.77 (-0.2) 648(12) <b>3996(11)</b>	29.13 447(12) <b>4443(11)</b>	2.90 333(10) <b>4776(11)</b>		
12	307	Hussein Ali MOHAMMEDAWI	IRQ	<b>4327</b>	-2045	11.99 (+0.7) 653(14)	5.51 (+0.4) 483(13) <b>1136(13)</b>	11.55 579(13) <b>1715(13)</b>	1.75 585(13) <b>2300(13)</b>	54.91 602(11) <b>2902(13)</b>	15.25 (-0.2) 820(6) <b>3722(12)</b>	37.08 605(8) <b>4327(12)</b>	NM 0 <b>4327(12)</b>		
	199	Georgios KANARIS	CYP	<b>DNF</b>		11.58 (+0.7) 736(10)	6.36 (+0.5) 666(9) <b>1402(10)</b>	16.21 864(2) <b>2266(6)</b>	1.87 687(7) <b>2953(7)</b>	DQ 0 <b>2953(12)</b>	DNS				
	261	Maximilian KLUTH	GER	<b>DNF</b>		11.44 (+1.3) 765(6)	DNS								

# RESULTS



## Javelin Throw (700g) Boys - Decathlon U18

13 July 2017 16:32 START TIME 24° C 57 %  
17:19 END TIME TEMPERATURE 25° C HUMIDITY 51 %

PLACE	BIB	NAME	COUNTRY	DATE of BIRTH	ORDER	RESULT	1	2	3	POINTS	TOTAL
1	357	Tomas SABAŠINSKAS	LTU	15 Mar 00	5	<b>60.31</b>	55.73	56.59	60.31	<b>743</b>	6355
2	351	Olegs KOZJAKOVŠ	LAT	13 Jan 01	9	<b>55.76</b> PB	47.53	51.03	55.76	<b>674</b>	6889
3	172	Qihao SUN	CHN	18 Feb 00	4	<b>54.93</b>	52.25	49.46	54.93	<b>662</b>	6573
4	244	Florian FOURRE	FRA	12 Mar 00	3	<b>54.89</b>	54.89	X	X	<b>661</b>	6507
5	243	Steven FAUVEL CLINCH	FRA	10 Apr 00	1	<b>48.08</b> SB	39.91	48.08	X	<b>560</b>	6932
6	359	Lex DAMIT	LUX	22 Feb 00	11	<b>45.62</b> PB	45.62	41.29	42.03	<b>524</b>	6218
7	223	Jorge DÁVILA	ESP	11 May 00	7	<b>44.27</b>	X	X	44.27	<b>504</b>	5682
8	307	Hussein Ali MOHAMMEDAWI	IRQ	18 Oct 00	2	<b>44.08</b> PB	44.08	35.84	33.62	<b>502</b>	4829
9	265	Leo NEUGEBAUER	GER	19 Jun 00	10	<b>43.47</b>	42.33	42.03	43.47	<b>493</b>	6642
10	119	Damián MORETTA	ARG	22 May 00	6	<b>41.81</b> PB	41.81	38.87	X	<b>468</b>	6128
11	512	Roman VOYTSESHUK	UKR	23 Oct 00	8	<b>35.59</b>	32.62	32.28	35.59	<b>379</b>	5609
12	300	Reza KEFAYATI	IRI	20 Apr 00	12	<b>16.45</b> PB	X	16.45	-	<b>114</b>	4890



## DECATHLON U18 SUMMARY AFTER 9 EVENTS

RECORDS	RESULT	NAME	COUNTRY	AGE	VENUE	DATE
World U18 Best	<b>WU18B</b>	<b>8104</b>	URS	17	Viimsi	23 Aug 1981
Championship Record	<b>CR</b>	<b>8002</b>	GER	17	Cali (Pascual Guerrero)	16 Jul 2015
World U18 Leading	<b>WU18L</b>	<b>7559</b>	AUS	17	Sydney (SOPAC)	30 Mar 2017

12-13 July 2017



PLACE	BIB	NAME	COUNTRY	POINTS	POINTS BEHIND LEADER	100 Metres	Long Jump	Shot Put (5kg)	High Jump	400 Metres	110m Hurdles	Discus Throw	Pole Vault	Javelin Throw	1500 Metres
1	243	Steven FAUVEL CLINCH	FRA	<b>6932</b>		10.82 (+1.3) 901(1)	7.38 (+0.3) 905(1) <b>1806(1)</b>	14.09 734(7) <b>2540(1)</b>	1.87 687(6) <b>3227(2)</b>	49.09 857(1) <b>4084(1)</b>	13.94 (+0.1) 982(1) <b>5066(1)</b>	34.14 546(10) <b>5612(2)</b>	4.50 760(3) <b>6372(1)</b>		48.08 560(5) <b>6932(1)</b>
2	351	Olegs KOZJAKOV	LAT	<b>6889</b>	-43	11.56 (+0.7) 740(9)	6.89 (-0.5) 788(3) <b>1528(4)</b>	18.06 979(1) <b>2507(2)</b>	1.99 794(1) <b>3301(1)</b>	51.39 752(4) <b>4053(2)</b>	15.46 (+0.1) 795(8) <b>4848(2)</b>	48.17 832(2) <b>5680(1)</b>	3.70 535(7) <b>6215(2)</b>		55.76 674(2) <b>6889(2)</b>
3	265	Leo NEUGEBAUER	GER	<b>6642</b>	-290	11.46 (+1.3) 761(7)	7.25 (+0.2) 874(2) <b>1635(2)</b>	14.51 760(6) <b>2395(3)</b>	1.93 740(3) <b>3135(3)</b>	52.41 707(7) <b>3842(3)</b>	14.86 (+0.1) 867(4) <b>4709(3)</b>	45.02 767(3) <b>5476(3)</b>	4.20 673(5) <b>6149(3)</b>		43.47 493(9) <b>6642(3)</b>
4	172	Qihao SUN	CHN	<b>6573</b>	-359	11.77 (+0.7) 697(12)	6.63 (+0.3) 727(8) <b>1424(9)</b>	15.26 806(4) <b>2230(7)</b>	1.96 767(2) <b>2997(5)</b>	53.61 656(9) <b>3653(5)</b>	15.51 (-0.2) 789(9) <b>4442(6)</b>	42.16 709(4) <b>5151(6)</b>	4.50 760(2) <b>5911(4)</b>		54.93 662(3) <b>6573(4)</b>
5	244	Florian FOURRE	FRA	<b>6507</b>	-425	11.32 (+1.3) 791(3)	6.67 (-0.3) 736(7) <b>1527(5)</b>	12.94 664(9) <b>2191(8)</b>	1.78 610(11) <b>2801(8)</b>	51.72 737(5) <b>3538(7)</b>	14.98 (+0.1) 852(5) <b>4390(7)</b>	38.62 637(6) <b>5027(8)</b>	4.70 819(1) <b>5846(5)</b>		54.89 661(4) <b>6507(5)</b>
6	357	Tomas SABAŠINSKAS	LTU	<b>6355</b>	-577	11.53 (+1.3) 746(8)	6.70 (+0.6) 743(5) <b>1489(7)</b>	15.86 843(3) <b>2332(5)</b>	1.84 661(8) <b>2993(6)</b>	55.04 597(12) <b>3590(6)</b>	16.08 (-0.2) 724(11) <b>4314(9)</b>	48.60 841(1) <b>5155(5)</b>	3.40 457(9) <b>5612(8)</b>		60.31 743(1) <b>6355(6)</b>
7	359	Lex DAMIT	LUX	<b>6218</b>	-714	11.35 (+0.7) 784(4)	6.69 (+0.4) 741(6) <b>1525(6)</b>	12.42 632(12) <b>2157(9)</b>	1.81 636(10) <b>2793(9)</b>	52.93 685(8) <b>3478(9)</b>	14.64 (+0.1) 894(3) <b>4372(8)</b>	39.21 649(5) <b>5021(9)</b>	4.20 673(4) <b>5694(6)</b>		45.62 524(6) <b>6218(7)</b>
8	119	Damián MORETTA	ARG	<b>6128</b>	-804	11.19 (+1.3) 819(2)	6.25 (+0.4) 641(10) <b>1460(8)</b>	12.66 647(11) <b>2107(10)</b>	1.78 610(12) <b>2717(10)</b>	50.05 812(2) <b>3529(8)</b>	14.18 (+0.1) 951(2) <b>4480(5)</b>	37.71 618(7) <b>5098(7)</b>	3.80 562(6) <b>5660(7)</b>		41.81 468(10) <b>6128(8)</b>
9	223	Jorge DÁVILA	ESP	<b>5682</b>	-1250	11.43 (+1.3) 767(5)	6.88 (+0.7) 785(4) <b>1552(3)</b>	15.10 796(5) <b>2348(4)</b>	1.93 740(4) <b>3088(4)</b>	51.36 753(3) <b>3841(4)</b>	15.80 (-0.2) 755(10) <b>4596(4)</b>	35.89 582(9) <b>5178(4)</b>	NM 0 <b>5178(10)</b>		44.27 504(7) <b>5682(9)</b>
10	512	Roman VOYTSESHUK	UKR	<b>5609</b>	-1323	11.83 (+0.7) 685(13)	6.05 (+0.8) 597(12) <b>1282(12)</b>	13.87 720(8) <b>2002(11)</b>	1.90 714(5) <b>2716(11)</b>	53.79 648(10) <b>3364(10)</b>	15.39 (+0.1) 803(7) <b>4167(10)</b>	33.21 528(11) <b>4695(10)</b>	3.70 535(8) <b>5230(9)</b>		35.59 379(11) <b>5609(10)</b>
11	300	Reza KEFAYATI	IRI	<b>4890</b>	-2042	11.67 (+0.7) 717(11)	6.11 (-1.0) 610(11) <b>1327(11)</b>	12.83 657(10) <b>1984(12)</b>	1.81 636(9) <b>2620(12)</b>	51.93 728(6) <b>3348(11)</b>	16.77 (-0.2) 648(12) <b>3996(11)</b>	29.13 447(12) <b>4443(11)</b>	2.90 333(10) <b>4776(11)</b>		16.45 114(12) <b>4890(11)</b>
12	307	Hussein Ali MOHAMMEDAWI	IRQ	<b>4829</b>	-2103	11.99 (+0.7) 653(14)	5.51 (+0.4) 483(13) <b>1136(13)</b>	11.55 579(13) <b>1715(13)</b>	1.75 585(13) <b>2300(13)</b>	54.91 602(11) <b>2902(13)</b>	15.25 (-0.2) 820(6) <b>3722(12)</b>	37.08 605(8) <b>4327(12)</b>	NM 0 <b>4327(12)</b>		44.08 502(8) <b>4829(12)</b>
	199	Georgios KANARIS	CYP	<b>DNF</b>		11.58 (+0.7) 736(10)	6.36 (+0.5) 666(9) <b>1402(10)</b>	16.21 864(2) <b>2266(6)</b>	1.87 687(7) <b>2953(7)</b>	DQ 0 <b>2953(12)</b>	DNS				
	261	Maximilian KLUTH	GER	<b>DNF</b>		11.44 (+1.3) 765(6)	DNS								

# RESULTS



## 100 Metres Girls - Final

RECORDS	RESULT	NAME	COUNTRY	AGE	VENUE	DATE	
World U18 Best	<b>WU18B</b>	<b>10.98</b>	Candace HILL	USA	16	Shoreline, WA	20 Jun 2015
Championship Record	<b>CR</b>	<b>11.08</b>	Candace HILL	USA	16	Cali (Pascual Guerrero)	16 Jul 2015
World U18 Leading	<b>WU18L</b>	<b>11.24</b>	Kevona DAVIS	JAM	16	Kingston (NS), JAM	23 Jun 2017

13 July 2017 19:46 START TIME

21° C TEMPERATURE 69 % HUMIDITY

 +0.5m/s WIND

PLACE	BIB	NAME	COUNTRY	DATE of BIRTH	LANE	RESULT	REACTION	Fn
1	1333	Mizgin AY	TUR	22 Jun 00	3	<b>11.62</b>		0.169
2	1275	Magdalena STEFANOWICZ	POL	21 Sep 00	5	<b>11.62</b>	<b>PB</b>	0.158
3	1200	Kevona DAVIS	JAM	20 Dec 01	4	<b>11.67</b>		0.150
4	1040	Lorraine MARTINS	BRA	4 Apr 00	6	<b>11.80</b>		0.186
5	1308	Tami ŠCANCAR	SLO	9 Mar 00	7	<b>11.91</b>		0.209
6	1315	Iza OBAL	SLO	25 Jul 00	1	<b>12.00</b>		0.193
7	1306	Rose XEYI	RSA	16 Mar 01	8	<b>12.01</b>		0.163
8	1100	Martha MÉNDEZ	DOM	5 May 00	2	<b>12.06</b>		0.172

ALL-TIME OUTDOOR TOP LIST				SEASON OUTDOOR TOP LIST			
RESULT	NAME	VENUE	DATE	RESULT	NAME	VENUE	2017
10.98	Candace HILL (USA)	Shoreline, WA	20 Jun 15	11.24	Kevona DAVIS (JAM)	Kingston (NS), JAM	23 Jun
11.10	Kaylin WHITNEY (USA)	Eugene (Hayward Field), OR	5 Jul 14	11.28	Sha'Carri RICHARDSON (USA)	Austin (Myers Stadium), TX	13 May
11.13	Chandra CHEESEBOROUGH (USA)	Eugene, OR	21 Jun 76	11.30	Briana WILLIAMS (JAM)	Kingston (NS), JAM	23 Jun
11.14	Marion JONES (USA)	Norwalk, CA	6 Jun 92	11.43	Kynneddy FLANNEL (USA)	Austin (Myers Stadium), TX	13 May
11.14	Anqela WILLIAMS (USA)	Edwardsville, IL	21 Jun 97	11.43	Thelma DAVIES (USA)	Greensboro, NC	17 Jun
11.16	Gabrielle MAYO (USA)	Indianapolis, IN	22 Jun 06	11.50	Sashieka STEELE (JAM)	Kingston (NS), JAM	11 Mar
11.17	Wendy VEREEN (USA)	Colorado Springs, CO	3 Jul 83	11.50	Michae HARRIOTT (JAM)	Kingston (NS), JAM	11 Mar
11.19	Khalifa ST FORT (TTO)	Cali (Pascual Guerrero)	16 Jul 15	11.51	Devine PARKER (BAH)	Nassau (T. Robinson Stadium)	15 Mar
11.20	Raelene BOYLE (AUS)	ciudad de México (Estadio Olímpico)	15 Oct 68	11.53	Julien ALFRED (LCA)	Kingston (NS), JAM	11 Mar
11.24	Jeneba TARMOH (USA)	Indianapolis, IN	22 Jun 06	11.53	Arria MINOR (USA)	Lakewood, CO	21 May
11.24	Jodie WILLIAMS (GBR)	Bedford, GBR	31 May 10				
11.24	Kevona DAVIS (JAM)	Kingston (NS), JAM	23 Jun 17				

# RESULTS



## 100 Metres Girls - Final

RECORDS	RESULT	NAME	COUNTRY	AGE	VENUE	DATE
World U18 Best	<b>WU18B</b>	<b>10.98</b>	Candace HILL	USA	16	Shoreline, WA 20 Jun 2015
Championship Record	<b>CR</b>	<b>11.08</b>	Candace HILL	USA	16	Cali (Pascual Guerrero) 16 Jul 2015
World U18 Leading	<b>WU18L</b>	<b>11.24</b>	Kevona DAVIS	JAM	16	Kingston (NS), JAM 23 Jun 2017

13 July 2017 19:46 START TIME

21° C TEMPERATURE 69 % HUMIDITY

 +0.5m/s WIND

PLACE	BIB	NAME	COUNTRY	DATE OF BIRTH	LANE	RESULT	REACTION	Fn
1	1333	<b>Mizgin AY</b>	TUR	22 Jun 00	3	<b>11.62</b> (.617)		0.169
2	1275	<b>Magdalena STEFANOWICZ</b>	POL	21 Sep 00	5	<b>11.62</b> (.620)	<b>PB</b>	0.158
3	1200	<b>Kevona DAVIS</b>	JAM	20 Dec 01	4	<b>11.67</b>		0.150
4	1040	<b>Lorraine MARTINS</b>	BRA	4 Apr 00	6	<b>11.80</b>		0.186
5	1308	<b>Tami ŠCANCAR</b>	SLO	9 Mar 00	7	<b>11.91</b>		0.209
6	1315	<b>Iza OBAL</b>	SLO	25 Jul 00	1	<b>12.00</b>		0.193
7	1306	<b>Rose XEYI</b>	RSA	16 Mar 01	8	<b>12.01</b>		0.163
8	1100	<b>Martha MÉNDEZ</b>	DOM	5 May 00	2	<b>12.06</b>		0.172

ALL-TIME OUTDOOR TOP LIST				SEASON OUTDOOR TOP LIST			
RESULT	NAME	VENUE	DATE	RESULT	NAME	VENUE	2017
10.98	Candace HILL (USA)	Shoreline, WA	20 Jun 15	11.24	Kevona DAVIS (JAM)	Kingston (NS), JAM	23 Jun
11.10	Kaylin WHITNEY (USA)	Eugene (Hayward Field), OR	5 Jul 14	11.28	Sha'Carri RICHARDSON (USA)	Austin (Myers Stadium), TX	13 May
11.13	Chandra CHEESEBOROUGH (USA)	Eugene, OR	21 Jun 76	11.30	Briana WILLIAMS (JAM)	Kingston (NS), JAM	23 Jun
11.14	Marion JONES (USA)	Norwalk, CA	6 Jun 92	11.43	Kynneddy FLANNEL (USA)	Austin (Myers Stadium), TX	13 May
11.14	Anqela WILLIAMS (USA)	Edwardsville, IL	21 Jun 97	11.43	Thelma DAVIES (USA)	Greensboro, NC	17 Jun
11.16	Gabrielle MAYO (USA)	Indianapolis, IN	22 Jun 06	11.50	Sashieka STEELE (JAM)	Kingston (NS), JAM	11 Mar
11.17	Wendy VEREEN (USA)	Colorado Springs, CO	3 Jul 83	11.50	Michae HARRIOTT (JAM)	Kingston (NS), JAM	11 Mar
11.19	Khalifa ST FORT (TTO)	Cali (Pascual Guerrero)	16 Jul 15	11.51	Devine PARKER (BAH)	Nassau (T. Robinson Stadium)	15 Mar
11.20	Raelene BOYLE (AUS)	iudad de México (Estadio Olímpico)	15 Oct 68	11.53	Julien ALFRED (LCA)	Kingston (NS), JAM	11 Mar
11.24	Jeneba TARMOH (USA)	Indianapolis, IN	22 Jun 06	11.53	Arria MINOR (USA)	Lakewood, CO	21 May
11.24	Jodie WILLIAMS (GBR)	Bedford, GBR	31 May 10				
11.24	Kevona DAVIS (JAM)	Kingston (NS), JAM	23 Jun 17				



# RESULT PROGRESSION



## 100 Metres Girls - Final

RECORDS	RESULT	NAME	COUNTRY	AGE	VENUE	DATE	
World U18 Best	<b>WU18B</b>	<b>10.98</b>	Candace HILL	USA	16	Shoreline, WA	20 Jun 2015
Championship Record	<b>CR</b>	<b>11.08</b>	Candace HILL	USA	16	Cali (Pascual Guerrero)	16 Jul 2015
World U18 Leading	<b>WU18L</b>	<b>11.24</b>	Kevona DAVIS	JAM	16	Kingston (NS), JAM	23 Jun 2017

13 July 2017

RANK	BIB	NAME	COUNTRY	DATE of BIRTH	PHASE	HEAT	LANE	PLACE	RESULT	WIND	
2	1275	Magdalena STEFANOWICZ	POL	21 Sep 00	Final	1	5	2	<b>11.62</b>	<b>PB</b>	+0.5
					Semi-Final	1	5	3	<b>11.69 Q</b>	<b>PB</b>	+2.0
					Round 1	3	3	4	<b>12.01 Q</b>		-2.2
1	1333	Mizgin AY	TUR	22 Jun 00	Final	1	3	1	<b>11.62</b>		+0.5
					Semi-Final	2	5	2	<b>11.57 Q</b>	<b>PB</b>	+1.3
					Round 1	3	5	3	<b>11.92 Q</b>		-2.2
3	1200	Kevona DAVIS	JAM	20 Dec 01	Final	1	4	3	<b>11.67</b>		+0.5
					Semi-Final	2	4	1	<b>11.45 Q</b>		+1.3
					Round 1	4	7	2	<b>11.88 Q</b>		-0.4
4	1040	Lorraine MARTINS	BRA	4 Apr 00	Final	1	6	4	<b>11.80</b>		+0.5
					Semi-Final	1	4	3	<b>11.69 Q</b>		+2.0
					Round 1	2	6	1	<b>11.85 Q</b>		-0.1
5	1308	Tami ŠCANCAR	SLO	9 Mar 00	Final	1	7	5	<b>11.91</b>		+0.5
					Semi-Final	2	6	8	<b>11.93 Q</b>		+1.3
					Round 1	2	8	6	<b>12.10 Q</b>		-0.1
6	1315	Iza OBAL	SLO	25 Jul 00	Final	1	1	6	<b>12.00</b>		+0.5
					Semi-Final	1	8	7	<b>11.92 q</b>	<b>PB</b>	+2.0
					Round 1	3	8	10	<b>12.19 Q</b>		-2.2
7	1306	Rose XEYI	RSA	16 Mar 01	Final	1	8	7	<b>12.01</b>		+0.5
					Semi-Final	1	6	5	<b>11.83 Q</b>		+2.0
					Round 1	1	6	9	<b>12.18 Q</b>		-0.4
8	1100	Martha MÉNDEZ	DOM	5 May 00	Final	1	2	8	<b>12.06</b>		+0.5
					Semi-Final	1	2	6	<b>11.85 q</b>	<b>PB</b>	+2.0
					Round 1	3	7	11	<b>12.20 q</b>		-2.2

ALL-TIME OUTDOOR TOP LIST				SEASON OUTDOOR TOP LIST			
RESULT	NAME	VENUE	DATE	RESULT	NAME	VENUE	2017
10.98	Candace HILL (USA)	Shoreline, WA	20 Jun 15	11.24	Kevona DAVIS (JAM)	Kingston (NS), JAM	23 Jun
11.10	Kaylin WHITNEY (USA)	Eugene (Hayward Field), OR	5 Jul 14	11.28	Sha'Carri RICHARDSON (USA)	Austin (Myers Stadium), TX	13 May
11.13	Chandra CHEESEBOROUGH (USA)	Eugene, OR	21 Jun 76	11.30	Briana WILLIAMS (JAM)	Kingston (NS), JAM	23 Jun
11.14	Marion JONES (USA)	Norwalk, CA	6 Jun 92	11.43	Kynneddy FLANNEL (USA)	Austin (Myers Stadium), TX	13 May
11.14	Anqela WILLIAMS (USA)	Edwardsville, IL	21 Jun 97	11.43	Thelma DAVIES (USA)	Greensboro, NC	17 Jun
11.16	Gabrielle MAYO (USA)	Indianapolis, IN	22 Jun 06	11.50	Sashieka STEELE (JAM)	Kingston (NS), JAM	11 Mar
11.17	Wendy VEREEN (USA)	Colorado Springs, CO	3 Jul 83	11.50	Michae HARRIOTT (JAM)	Kingston (NS), JAM	11 Mar
11.19	Khalifa ST FORT (TTO)	Cali (Pascual Guerrero)	16 Jul 15	11.51	Devine PARKER (BAH)	Nassau (T. Robinson Stadium)	15 Mar
11.20	Raelene BOYLE (AUS)	iudad de México (Estadio Olímpico)	15 Oct 68	11.53	Julien ALFRED (LCA)	Kingston (NS), JAM	11 Mar
11.24	Jeneba TARMOH (USA)	Indianapolis, IN	22 Jun 06	11.53	Arria MINOR (USA)	Lakewood, CO	21 May
11.24	Jodie WILLIAMS (GBR)	Bedford, GBR	31 May 10				
11.24	Kevona DAVIS (JAM)	Kingston (NS), JAM	23 Jun 17				



# SUMMARY



## 100 Metres Girls - Semi-Final

First 3 in each heat (Q) and the next 2 fastest (q) advance to the Final

RECORDS	RESULT	NAME	COUNTRY	AGE	VENUE	DATE
World U18 Best	<b>WU18B</b>	10.98 Candace HILL	USA	16	Shoreline, WA	20 Jun 2015
Championship Record	<b>CR</b>	11.08 Candace HILL	USA	16	Cali (Pascual Guerrero)	16 Jul 2015
World U18 Leading	<b>WU18L</b>	11.24 Kevona DAVIS	JAM	16	Kingston (NS), JAM	23 Jun 2017

13 July 2017

RANK	PLACE	HEAT	LANE	BIB	NAME	COUNTRY	DATE of BIRTH	RESULT		WIND
1	1	2	4	1200	Kevona DAVIS	JAM	20 Dec 01	<b>11.45</b>	Q	+1.3
2	2	2	5	1333	Mizgin AY	TUR	22 Jun 00	<b>11.57</b>	Q PB	+1.3
3	1	1	4	1040	Lorraine MARTINS	BRA	4 Apr 00	<b>11.69</b> (.681)	Q	+2.0
3	2	1	5	1275	Magdalena STEFANOWICZ	POL	21 Sep 00	<b>11.69</b> (.681)	Q PB	+2.0
5	3	1	6	1306	Rose XEYI	RSA	16 Mar 01	<b>11.83</b>	Q	+2.0
6	4	1	2	1100	Martha MÉNDEZ	DOM	5 May 00	<b>11.85</b>	q PB	+2.0
7	5	1	8	1315	Iza OBAL	SLO	25 Jul 00	<b>11.92</b>	q PB	+2.0
8	3	2	6	1308	Tami ŠCANCAR	SLO	9 Mar 00	<b>11.93</b> (.922)	Q	+1.3
9	4	2	2	1012	Yelena PEKHTIREVA	AZE	11 Jan 01	<b>11.93</b> (.930)	PB	+1.3
10	5	2	1	1299	Joviale MBISHA	RSA	31 Oct 00	<b>11.99</b>	PB	+1.3
11	6	1	7	1257	Sade Amore DE SOUSA	NAM	28 Mar 01	<b>12.03</b>		+2.0
12	7	1	3	1169	Beauty SOMUAH	GER	25 Jul 01	<b>12.07</b>		+2.0
13	6	2	8	1006	Guillermina COSSIO	ARG	16 Nov 00	<b>12.13</b>		+1.3
14	7	2	7	1195	Gal KADMON	ISR	18 Apr 00	<b>12.17</b>		+1.3
15	8	1	1	1371	SuwilANJI Theresa MPONDELA	ZAM	7 Feb 00	<b>12.33</b>		+2.0
		2	3	1053	Luying GONG	CHN	22 Feb 00	<b>DNS</b>		+1.3

### ALL-TIME OUTDOOR TOP LIST

RESULT	NAME	VENUE	DATE
10.98	Candace HILL (USA)	Shoreline, WA	20 Jun 15
11.10	Kaylin WHITNEY (USA)	Eugene (Hayward Field), OR	5 Jul 14
11.13	Chandra CHEESEBOROUGH (USA)	Eugene, OR	21 Jun 76
11.14	Marion JONES (USA)	Norwalk, CA	6 Jun 92
11.14	Angela WILLIAMS (USA)	Edwardsville, IL	21 Jun 97
11.16	Gabrielle MAYO (USA)	Indianapolis, IN	22 Jun 06
11.17	Wendy VEREEN (USA)	Colorado Springs, CO	3 Jul 83
11.19	Khalifa ST FORT (TTO)	Cali (Pascual Guerrero)	16 Jul 15
11.20	Raelene BOYLE (AUS)	ciudad de México (Estadio Olímpico)	15 Oct 68
11.24	Jeneba TARMOH (USA)	Indianapolis, IN	22 Jun 06
11.24	Jodie WILLIAMS (GBR)	Bedford, GBR	31 May 10
11.24	Kevona DAVIS (JAM)	Kingston (NS), JAM	23 Jun 17

### SEASON OUTDOOR TOP LIST

RESULT	NAME	VENUE	2017
11.24	Kevona DAVIS (JAM)	Kingston (NS), JAM	23 Jun
11.28	Sha'Carri RICHARDSON (USA)	Austin (Myers Stadium), TX	13 May
11.30	Briana WILLIAMS (JAM)	Kingston (NS), JAM	23 Jun
11.43	Kynneddy FLANNEL (USA)	Austin (Myers Stadium), TX	13 May
11.43	Thelma DAVIES (USA)	Greensboro, NC	17 Jun
11.50	Sashieka STEELE (JAM)	Kingston (NS), JAM	11 Mar
11.50	Michae HARRIOTT (JAM)	Kingston (NS), JAM	11 Mar
11.51	Devine PARKER (BAH)	Nassau (T. Robinson Stadium)	15 Mar
11.53	Julien ALFRED (LCA)	Kingston (NS), JAM	11 Mar
11.53	Arria MINOR (USA)	Lakewood, CO	21 May

# RESULTS



## 100 Metres Girls - Semi-Final

First 3 in each heat (Q) and the next 2 fastest (q) advance to the Final

RECORDS	RESULT	NAME	COUNTRY	AGE	VENUE	DATE
World U18 Best	<b>WU18B</b>	<b>10.98</b> Candace HILL	USA	16	Shoreline, WA	20 Jun 2015
Championship Record	<b>CR</b>	<b>11.08</b> Candace HILL	USA	16	Cali (Pascual Guerrero)	16 Jul 2015
World U18 Leading	<b>WU18L</b>	<b>11.24</b> Kevona DAVIS	JAM	16	Kingston (NS), JAM	23 Jun 2017

### Heat 1

2

13 July 2017 17:10 START TIME

25° C TEMPERATURE 51 % HUMIDITY

+2.0m/s WIND

PLACE	BIB	NAME	COUNTRY	DATE OF BIRTH	LANE	RESULT	REACTION	Fn
1	1040	Lorraine MARTINS	BRA	4 Apr 00	4	<b>11.69</b> [.681] <b>Q</b>	0.177	
2	1275	Magdalena STEFANOWICZ	POL	21 Sep 00	5	<b>11.69</b> [.681] <b>Q</b> <b>PB</b>	0.146	
3	1306	Rose XEYI	RSA	16 Mar 01	6	<b>11.83</b> <b>Q</b>	0.144	
4	1100	Martha MÉNDEZ	DOM	5 May 00	2	<b>11.85</b> <b>q</b> <b>PB</b>	0.168	
5	1315	Iza OBAL	SLO	25 Jul 00	8	<b>11.92</b> <b>q</b> <b>PB</b>	0.168	
6	1257	Sade Amore DE SOUSA	NAM	28 Mar 01	7	<b>12.03</b>	0.183	
7	1169	Beauty SOMUAH	GER	25 Jul 01	3	<b>12.07</b>	0.155	
8	1371	Suwitanji Theresa MPONDELA	ZAM	7 Feb 00	1	<b>12.33</b>	0.180	

### Heat 2

2

13 July 2017 17:19 START TIME

25° C TEMPERATURE 51 % HUMIDITY

+1.3m/s WIND

PLACE	BIB	NAME	COUNTRY	DATE OF BIRTH	LANE	RESULT	REACTION	Fn
1	1200	Kevona DAVIS	JAM	20 Dec 01	4	<b>11.45</b> <b>Q</b>	0.167	
2	1333	Mizgin AY	TUR	22 Jun 00	5	<b>11.57</b> <b>Q</b> <b>PB</b>	0.158	
3	1308	Tami ŠCANCAR	SLO	9 Mar 00	6	<b>11.93</b> [.922] <b>Q</b>	0.202	
4	1012	Yelena PEKHTIREVA	AZE	11 Jan 01	2	<b>11.93</b> [.930] <b>PB</b>	0.161	
5	1299	Joviale MBISHA	RSA	31 Oct 00	1	<b>11.99</b> <b>PB</b>	0.152	
6	1006	Guillermina COSSIO	ARG	16 Nov 00	8	<b>12.13</b>	0.151	
7	1195	Gal KADMON	ISR	18 Apr 00	7	<b>12.17</b>	0.159	
	1053	Luying GONG	CHN	22 Feb 00	3	<b>DNS</b>		

### ALL-TIME OUTDOOR TOP LIST

RESULT	NAME	VENUE	DATE
10.98	Candace HILL (USA)	Shoreline, WA	20 Jun 15
11.10	Kaylin WHITNEY (USA)	Eugene (Hayward Field), OR	5 Jul 14
11.13	Chandra CHEESEBOROUGH (USA)	Eugene, OR	21 Jun 76
11.14	Marion JONES (USA)	Norwalk, CA	6 Jun 92
11.14	Anqela WILLIAMS (USA)	Edwardsville, IL	21 Jun 97
11.16	Gabrielle MAYO (USA)	Indianapolis, IN	22 Jun 06
11.17	Wendy VEREEN (USA)	Colorado Springs, CO	3 Jul 83
11.19	Khalifa ST FORT (TTO)	Cali (Pascual Guerrero)	16 Jul 15
11.20	Raelene BOYLE (AUS)	iudad de México (Estadio Olímpico)	15 Oct 68
11.24	Jeneba TARMOH (USA)	Indianapolis, IN	22 Jun 06
11.24	Jodie WILLIAMS (GBR)	Bedford, GBR	31 May 10
11.24	Kevona DAVIS (JAM)	Kingston (NS), JAM	23 Jun 17

### SEASON OUTDOOR TOP LIST

RESULT	NAME	VENUE	2017
11.24	Kevona DAVIS (JAM)	Kingston (NS), JAM	23 Jun
11.28	Sha'Carri RICHARDSON (USA)	Austin (Myers Stadium), TX	13 May
11.30	Briana WILLIAMS (JAM)	Kingston (NS), JAM	23 Jun
11.43	Kynneddy FLANNEL (USA)	Austin (Myers Stadium), TX	13 May
11.43	Thelma DAVIES (USA)	Greensboro, NC	17 Jun
11.50	Sashieka STEELE (JAM)	Kingston (NS), JAM	11 Mar
11.50	Michae HARRIOTT (JAM)	Kingston (NS), JAM	11 Mar
11.51	Devine PARKER (BAH)	Nassau (T. Robinson Stadium)	15 Mar
11.53	Julien ALFRED (LCA)	Kingston (NS), JAM	11 Mar
11.53	Arria MINOR (USA)	Lakewood, CO	21 May

# SUMMARY



## 100 Metres Girls - Round 1

First 3 in each heat (Q) and the next 4 fastest (q) advance to the Semi-Finals

RECORDS	RESULT	NAME	COUNTRY	AGE	VENUE	DATE
World U18 Best	<b>WU18B</b>	10.98 Candace HILL	USA	16	Shoreline, WA	20 Jun 2015
Championship Record	<b>CR</b>	11.08 Candace HILL	USA	16	Cali (Pascual Guerrero)	16 Jul 2015
World U18 Leading	<b>WU18L</b>	11.24 Kevona DAVIS	JAM	16	Kingston (NS), JAM	23 Jun 2017

12 July 2017

RANK	PLACE	HEAT	LANE	BIB	NAME	COUNTRY	DATE of BIRTH	RESULT		WIND
1	1	2	6	1040	Lorraine MARTINS	BRA	4 Apr 00	11.85	Q	-0.1
2	1	4	7	1200	Kevona DAVIS	JAM	20 Dec 01	11.88	Q	-0.4
3	1	3	5	1333	Mizgin AY	TUR	22 Jun 00	11.92	Q	-2.2
4	2	3	3	1275	Magdalena STEFANOWICZ	POL	21 Sep 00	12.01	Q	-2.2
5	2	4	5	1053	Luying GONG	CHN	22 Feb 00	12.03	Q	-0.4
6	2	2	8	1308	Tami ŠCANCAR	SLO	9 Mar 00	12.10	Q	-0.1
7	3	4	6	1257	Sade Amore DE SOUSA	NAM	28 Mar 01	12.12	Q	-0.4
8	3	2	3	1006	Guillermina COSSIO	ARG	16 Nov 00	12.15	Q	-0.1
9	1	1	6	1306	Rose XEYI	RSA	16 Mar 01	12.18	Q	-0.4
10	3	3	8	1315	Iza OBAL	SLO	25 Jul 00	12.19	Q	-2.2
11	4	3	7	1100	Martha MÉNDEZ	DOM	5 May 00	12.20	q	-2.2
12	2	1	4	1169	Beauty SOMUAH	GER	25 Jul 01	12.22	Q	-0.4
13	3	1	2	1195	Gal KADMON	ISR	18 Apr 00	12.25	Q	-0.4
14	5	3	2	1299	Joviale MBISHA	RSA	31 Oct 00	12.27	q	-2.2
15	4	1	3	1012	Yelena PEKHTIREVA	AZE	11 Jan 01	12.28 (.276)	q	-0.4
16	5	1	5	1371	SuwilANJI Theresa MPONDELA	ZAM	7 Feb 00	12.28 (.278)	q	-0.4
17	4	2	2	1009	Gayane CHILOYAN	ARM	27 Sep 00	12.29		-0.1
18	4	4	8	1102	Scarle REYES	DOM	19 Apr 00	12.33		-0.4
19	5	2	5	1105	Katherine CHILLAMBO	ECU	23 Jan 00	12.38		-0.1
20	6	1	8	1340	Melike MALKOÇ	TUR	23 Nov 00	12.42		-0.4
21	6	2	7	1184	Pui Kei CHAN	HKG	24 Mar 00	12.44		-0.1
22	7	2	4	1227	Beatrice ANYANGO	KEN	31 May 01	12.50	PB	-0.1
23	5	4	4	1256	Marie Ann-Loa LEOPOLD	MRI	10 Jun 01	12.54		-0.4
24	6	4	1	1255	Jana MITOVSKA	MKD	19 Feb 01	12.67		-0.4
25	7	4	3	1330	Akouvi Judith KOUMEDZINA	TOG	4 Apr 01	12.71	PB	-0.4
26	6	3	6	1186	Jeany Nuraini Amelia AGRETA	INA	22 Aug 00	13.01		-2.2
27	7	3	4	1021	Faith MORRIS	BIZ	19 Mar 00	13.13	SB	-2.2
28	7	1	7	1048	Jordanie NGREKODOU	CAF	16 Mar 00	13.60	PB	-0.4
29	8	1	1	1151	Erica MOUWANGUI	GEQ	1 May 01	13.92	PB	-0.4
		2	1	1322	Agate DE SOUSA	STP	5 Jun 00	DNS		-0.1
		3	1	1237	Nancy SAAH	LBR	15 Feb 00	DNS		-2.2
		4	2	1259	Rosemary CHUKWUMA	NGR	5 Dec 01	DNS		-0.4

**SUMMARY**  
**100 Metres Girls - Round 1**

12 July 2017

RANK	PLACE	HEAT	LANE	BIB	NAME	COUNTRY	DATE of BIRTH	RESULT	WIND
------	-------	------	------	-----	------	---------	---------------	--------	------

ALL-TIME OUTDOOR TOP LIST					SEASON OUTDOOR TOP LIST				
RESULT	NAME	VENUE	DATE		RESULT	NAME	VENUE	2017	
10.98	Candace HILL (USA)	Shoreline, WA	20 Jun 15		11.24	Kevona DAVIS (JAM)	Kingston (NS), JAM	23 Jun	
11.10	Kaylin WHITNEY (USA)	Eugene (Hayward Field), OR	5 Jul 14		11.28	Sha'Carri RICHARDSON (USA)	Austin (Myers Stadium), TX	13 May	
11.13	Chandra CHEESEBOROUGH (USA)	Eugene, OR	21 Jun 76		11.30	Briana WILLIAMS (JAM)	Kingston (NS), JAM	23 Jun	
11.14	Marion JONES (USA)	Norwalk, CA	6 Jun 92		11.43	Kynneddy FLANNEL (USA)	Austin (Myers Stadium), TX	13 May	
11.14	Anqela WILLIAMS (USA)	Edwardsville, IL	21 Jun 97		11.43	Thelma DAVIES (USA)	Greensboro, NC	17 Jun	
11.16	Gabrielle MAYO (USA)	Indianapolis, IN	22 Jun 06		11.50	Sashieka STEELE (JAM)	Kingston (NS), JAM	11 Mar	
11.17	Wendy VEREEN (USA)	Colorado Springs, CO	3 Jul 83		11.50	Michae HARRIOTT (JAM)	Kingston (NS), JAM	11 Mar	
11.19	Khalifa ST FORT (TTO)	Cali (Pascual Guerrero)	16 Jul 15		11.51	Devine PARKER (BAH)	Nassau (T. Robinson Stadium)	15 Mar	
11.20	Raelene BOYLE (AUS)	iudad de México (Estadio Olímpico)	15 Oct 68		11.53	Julien ALFRED (LCA)	Kingston (NS), JAM	11 Mar	
11.24	Jeneba TARMOH (USA)	Indianapolis, IN	22 Jun 06		11.53	Arria MINOR (USA)	Lakewood, CO	21 May	
11.24	Jodie WILLIAMS (GBR)	Bedford, GBR	31 May 10						
11.24	Kevona DAVIS (JAM)	Kingston (NS), JAM	23 Jun 17						



# RESULTS



## 100 Metres Girls - Round 1

First 3 in each heat (Q) and the next 4 fastest (q) advance to the Semi-Finals

RECORDS	RESULT	NAME	COUNTRY	AGE	VENUE	DATE
World U18 Best	<b>WU18B</b>	10.98	Candace HILL	USA	16	Shoreline, WA
Championship Record	<b>CR</b>	11.08	Candace HILL	USA	16	Cali (Pascual Guerrero)
World U18 Leading	<b>WU18L</b>	11.24	Kevona DAVIS	JAM	16	Kingston (NS), JAM

**Heat 1** 12 July 2017 18:36 START TIME 25° C TEMPERATURE 47 % HUMIDITY -0.4m/s WIND

PLACE	BIB	NAME	COUNTRY	DATE OF BIRTH	LANE	RESULT	REACTION	Fn
1	1306	Rose XEYI	RSA	16 Mar 01	6	12.18	Q 0.188	
2	1169	Beauty SOMUAH	GER	25 Jul 01	4	12.22	Q 0.201	
3	1195	Gal KADMON	ISR	18 Apr 00	2	12.25	Q 0.140	
4	1012	Yelena PEKHTIREVA	AZE	11 Jan 01	3	12.28 [276]	q 0.266	
5	1371	Suwitanji Theresa MPONDELA	ZAM	7 Feb 00	5	12.28 [278]	q 0.184	
6	1340	Melike MALKOÇ	TUR	23 Nov 00	8	12.42	0.204	
7	1048	Jordanie NGREKODOU	CAF	16 Mar 00	7	13.60	PB	
8	1151	Erica MOUWANGUI	GEQ	1 May 01	1	13.92	PB 0.336	

**Heat 2** 12 July 2017 18:43 START TIME 25° C TEMPERATURE 47 % HUMIDITY -0.1m/s WIND

PLACE	BIB	NAME	COUNTRY	DATE OF BIRTH	LANE	RESULT	REACTION	Fn
1	1040	Lorraine MARTINS	BRA	4 Apr 00	6	11.85	Q 0.204	
2	1308	Tami ŠCANCAR	SLO	9 Mar 00	8	12.10	Q 0.192	
3	1006	Guillermina COSSIO	ARG	16 Nov 00	3	12.15	Q 0.173	
4	1009	Gayane CHILOYAN	ARM	27 Sep 00	2	12.29	0.197	
5	1105	Katherine CHILLAMBO	ECU	23 Jan 00	5	12.38	0.262	
6	1184	Pui Kei CHAN	HKG	24 Mar 00	7	12.44	0.214	
7	1227	Beatrice ANYANGO	KEN	31 May 01	4	12.50	PB 0.304	
	1322	Agate DE SOUSA	STP	5 Jun 00	1	DNS		

**Heat 3** 12 July 2017 18:50 START TIME 20° C TEMPERATURE 70 % HUMIDITY -2.2m/s WIND

PLACE	BIB	NAME	COUNTRY	DATE OF BIRTH	LANE	RESULT	REACTION	Fn
1	1333	Mizgin AY	TUR	22 Jun 00	5	11.92	Q 0.224	
2	1275	Magdalena STEFANOWICZ	POL	21 Sep 00	3	12.01	Q 0.161	
3	1315	Iza OBAL	SLO	25 Jul 00	8	12.19	Q 0.256	
4	1100	Martha MÉNDEZ	DOM	5 May 00	7	12.20	q 0.272	
5	1299	Joviale MBISHA	RSA	31 Oct 00	2	12.27	q 0.167	
6	1186	Jeany Nuraini Amelia AGRETA	INA	22 Aug 00	6	13.01	0.344	
7	1021	Faith MORRIS	BIZ	19 Mar 00	4	13.13	SB 0.334	
	1237	Nancy SAAH	LBR	15 Feb 00	1	DNS		

**Heat 4** 12 July 2017 18:58 START TIME 20° C TEMPERATURE 70 % HUMIDITY -0.4m/s WIND

PLACE	BIB	NAME	COUNTRY	DATE OF BIRTH	LANE	RESULT	REACTION	Fn
1	1200	Kevona DAVIS	JAM	20 Dec 01	7	11.88	Q 0.243	
2	1053	Luying GONG	CHN	22 Feb 00	5	12.03	Q 0.220	
3	1257	Sade Amore DE SOUSA	NAM	28 Mar 01	6	12.12	Q 0.198	
4	1102	Scarle REYES	DOM	19 Apr 00	8	12.33	0.235	
5	1256	Marie Ann-Loa LEOPOLD	MRI	10 Jun 01	4	12.54	0.193	
6	1255	Jana MITOVSKA	MKD	19 Feb 01	1	12.67	0.306	
7	1330	Akouvi Judith KOUEDZINA	TOG	4 Apr 01	3	12.71	PB 0.211	
	1259	Rosemary CHUKWUMA	NGR	5 Dec 01	2	DNS		

**RESULTS**  
**100 Metres Girls - Round 1**

ALL-TIME OUTDOOR TOP LIST				SEASON OUTDOOR TOP LIST			
RESULT	NAME	VENUE	DATE	RESULT	NAME	VENUE	2017
10.98	Candace HILL (USA)	Shoreline, WA	20 Jun 15	11.24	Kevona DAVIS (JAM)	Kingston (NS), JAM	23 Jun
11.10	Kaylin WHITNEY (USA)	Eugene (Hayward Field), OR	5 Jul 14	11.28	Sha'Carri RICHARDSON (USA)	Austin (Myers Stadium), TX	13 May
11.13	Chandra CHEESEBOROUGH (USA)	Eugene, OR	21 Jun 76	11.30	Briana WILLIAMS (JAM)	Kingston (NS), JAM	23 Jun
11.14	Marion JONES (USA)	Norwalk, CA	6 Jun 92	11.43	Kynneddy FLANNEL (USA)	Austin (Myers Stadium), TX	13 May
11.14	Angela WILLIAMS (USA)	Edwardsville, IL	21 Jun 97	11.43	Thelma DAVIES (USA)	Greensboro, NC	17 Jun
11.16	Gabrielle MAYO (USA)	Indianapolis, IN	22 Jun 06	11.50	Sashieka STEELE (JAM)	Kingston (NS), JAM	11 Mar
11.17	Wendy VEREEN (USA)	Colorado Springs, CO	3 Jul 83	11.50	Michae HARRIOTT (JAM)	Kingston (NS), JAM	11 Mar
11.19	Khalifa ST FORT (TTO)	Cali (Pascual Guerrero)	16 Jul 15	11.51	Devine PARKER (BAH)	Nassau (T. Robinson Stadium)	15 Mar
11.20	Raelene BOYLE (AUS)	iudad de México (Estadio Olímpico)	15 Oct 68	11.53	Julien ALFRED (LCA)	Kingston (NS), JAM	11 Mar
11.24	Jeneba TARMOH (USA)	Indianapolis, IN	22 Jun 06	11.53	Arria MINOR (USA)	Lakewood, CO	21 May
11.24	Jodie WILLIAMS (GBR)	Bedford, GBR	31 May 10				
11.24	Kevona DAVIS (JAM)	Kingston (NS), JAM	23 Jun 17				



# RESULTS



## 200 Metres Girls - Final

RECORDS	RESULT	NAME	COUNTRY	AGE	VENUE	DATE
World U18 Best	<b>WU18B</b>	22.43 Candace HILL	USA	16	Cali (Pascual Guerrero)	19 Jul 2015
Championship Record	<b>CR</b>	22.43 Candace HILL	USA	16	Cali (Pascual Guerrero)	19 Jul 2015
World U18 Leading	<b>WU18L</b>	22.97 Kevona DAVIS	JAM	16	Kingston (NS), JAM	24 Jun 2017

16 July 2017 15:26 START TIME 24° C TEMPERATURE 47 % HUMIDITY

-0.7m/s WIND

PLACE	BIB	NAME	COUNTRY	DATE of BIRTH	LANE	RESULT	REACTION	Fn
1	1163	Talea PREPENS	GER	28 Dec 01	5	<b>23.51</b>	<b>PB</b>	0.151
2	1112	Jael BESTUÉ	ESP	24 Sep 00	4	<b>23.61</b>	<b>PB</b>	0.194
3	1333	Mizgin AY	TUR	22 Jun 00	6	<b>23.76</b>	<b>PB</b>	0.216
4	1040	Lorraine MARTINS	BRA	4 Apr 00	3	<b>23.89</b>		0.184
5	1188	Hima DAS	IND	9 Jan 00	7	<b>24.39</b>		0.219
6	1275	Magdalena STEFANOWICZ	POL	21 Sep 00	8	<b>24.46</b>		0.186
7	1066	Yanan TAO	CHN	9 May 00	2	<b>24.52</b>		0.198
8	1009	Gayane CHILOYAN	ARM	27 Sep 00	1	<b>24.62</b>		0.138

ALL-TIME OUTDOOR TOP LIST				SEASON OUTDOOR TOP LIST			
RESULT	NAME	VENUE	DATE	RESULT	NAME	VENUE	2017
22.43	Candace HILL (USA)	Cali (Pascual Guerrero)	19 Jul 15	22.97	Kevona DAVIS (JAM)	Kingston (NS), JAM	24 Jun
22.47	Kaylin WHITNEY (USA)	Eugene (Hayward Field), OR	28 Jun 15	23.21	Tamari DAVIS (USA)	Eugene (Hayward Field), OR	26 May
22.58	Marion JONES (USA)	New Orleans, LA	28 Jun 92	23.26	Riley DAY (AUS)	Sydney (SOPAC)	29 Mar
22.74	Raelene BOYLE (AUS)	ciudad de México (Estadio Olímpico)	18 Oct 68	23.28	Sha'Carri RICHARDSON (USA)	cramento (Hornet Stadium), CA	24 Jun
22.77	Chandra CHEESEBOROUGH (USA)	Ciudad de México	16 Oct 75	23.32	Kishawna WALLACE (JAM)	Kirkvine	14 Jan
22.79	Jodie WILLIAMS (GBR)	Loughborough	23 May 10	23.34	Sashieka STEELE (JAM)	Kirkvine	14 Jan
22.80	Lauren Rain WILLIAMS (USA)	Norwalk, CA	27 May 16	23.34	Kynneddy FLANNEL (USA)	Austin (Myers Stadium), TX	13 May
22.82	Grit BREUER (GDR)	Macerata	6 Sep 89	23.34	Kayla DAVIS (USA)	Greensboro, NC	25 Jun
22.83	Allyson FELIX (USA)	Norwalk, CA	1 Jun 02	23.37	Rosaline EFFIONG (USA)	Arlington, TX	28 Apr
22.88	Gabrielle MAYO (USA)	Indianapolis, IN	23 Jun 06	23.39	Joanne REID (JAM)	Kingston (NS), JAM	1 Apr





# RESULT PROGRESSION

## 200 Metres Girls - Final



RECORDS	RESULT	NAME	COUNTRY	AGE	VENUE	DATE
World U18 Best	<b>WU18B</b>	22.43 Candace HILL	USA	16	Cali (Pascual Guerrero)	19 Jul 2015
Championship Record	<b>CR</b>	22.43 Candace HILL	USA	16	Cali (Pascual Guerrero)	19 Jul 2015
World U18 Leading	<b>WU18L</b>	22.97 Kevona DAVIS	JAM	16	Kingston (NS), JAM	24 Jun 2017

16 July 2017

RANK	BIB	NAME	COUNTRY	DATE of BIRTH	PHASE	HEAT	LANE	PLACE	RESULT	WIND	
1	1163	Talea PREPENS	GER	28 Dec 01	Final	1	5	1	<b>23.51</b>	<b>PB</b>	-0.7
					Semi-Final	1	4	1	<b>23.64 Q</b>	<b>PB</b>	+0.6
					Round 1	3	8	2	<b>23.93 Q</b>		-1.6
2	1112	Jael BESTUÉ	ESP	24 Sep 00	Final	1	4	2	<b>23.61</b>	<b>PB</b>	-0.7
					Semi-Final	1	6	2	<b>23.81 Q</b>		+0.6
					Round 1	4	5	3	<b>24.05 Q</b>		+0.3
3	1333	Mizgin AY	TUR	22 Jun 00	Final	1	6	3	<b>23.76</b>	<b>PB</b>	-0.7
					Semi-Final	2	4	3	<b>23.85 Q</b>		+1.0
					Round 1	3	5	4	<b>24.22 Q</b>		-1.6
4	1040	Lorraine MARTINS	BRA	4 Apr 00	Final	1	3	4	<b>23.89</b>		-0.7
					Semi-Final	2	3	4	<b>23.96 Q</b>		+1.0
					Round 1	2	6	1	<b>23.90 Q</b>		0.0
5	1188	Hima DAS	IND	9 Jan 00	Final	1	7	5	<b>24.39</b>		-0.7
					Semi-Final	2	5	5	<b>24.31 Q</b>	<b>PB</b>	+1.0
					Round 1	4	6	6	<b>24.52 Q</b>	<b>PB</b>	+0.3
6	1275	Magdalena STEFANOWICZ	POL	21 Sep 00	Final	1	8	6	<b>24.46</b>		-0.7
					Semi-Final	1	5	7	<b>24.45 Q</b>		+0.6
					Round 1	2	3	5	<b>24.33 Q</b>		0.0
7	1066	Yanan TAO	CHN	9 May 00	Final	1	2	7	<b>24.52</b>		-0.7
					Semi-Final	2	7	6	<b>24.43 q</b>		+1.0
					Round 1	2	5	7	<b>24.58 Q</b>		0.0
8	1009	Gayane CHILOYAN	ARM	27 Sep 00	Final	1	1	8	<b>24.62</b>		-0.7
					Semi-Final	2	6	8	<b>24.53 q</b>	<b>SB</b>	+1.0
					Round 1	1	5	8	<b>24.64 Q</b>	<b>SB</b>	+0.1

ALL-TIME OUTDOOR TOP LIST				SEASON OUTDOOR TOP LIST			
RESULT	NAME	VENUE	DATE	RESULT	NAME	VENUE	2017
22.43	Candace HILL (USA)	Cali (Pascual Guerrero)	19 Jul 15	22.97	Kevona DAVIS (JAM)	Kingston (NS), JAM	24 Jun
22.47	Kaylin WHITNEY (USA)	Eugene (Hayward Field), OR	28 Jun 15	23.21	Tamari DAVIS (USA)	Eugene (Hayward Field), OR	26 Mar
22.58	Marion JONES (USA)	New Orleans, LA	28 Jun 92	23.26	Riley DAY (AUS)	Sydney (SOPAC)	29 Mar
22.74	Raelene BOYLE (AUS)	ciudad de México (Estadio Olímpico)	18 Oct 68	23.28	Sha'Carri RICHARDSON (USA)	icramento (Hornet Stadium), CA	24 Jun
22.77	Chandra CHEESEBOROUGH (USA)	Ciudad de México	16 Oct 75	23.32	Kishawna WALLACE (JAM)	Kirkvine	14 Jan
22.79	Jodie WILLIAMS (GBR)	Loughborough	23 May 10	23.34	Sashieka STEELE (JAM)	Kirkvine	14 Jan
22.80	Lauren Rain WILLIAMS (USA)	Norwalk, CA	27 May 16	23.34	Kynneddy FLANNEL (USA)	Austin (Myers Stadium), TX	13 May
22.82	Grit BREUER (GDR)	Macerata	6 Sep 89	23.34	Kayla DAVIS (USA)	Greensboro, NC	25 Jun
22.83	Allyson FELIX (USA)	Norwalk, CA	1 Jun 02	23.37	Rosaline EFFIONG (USA)	Arlington, TX	28 Apr
22.88	Gabrielle MAYO (USA)	Indianapolis, IN	23 Jun 06	23.39	Joanne REID (JAM)	Kingston (NS), JAM	1 Apr



# SUMMARY



## 200 Metres Girls - Semi-Final

First 3 in each heat (Q) and the next 2 fastest (q) advance to the Final

RECORDS	RESULT	NAME	COUNTRY	AGE	VENUE	DATE
World U18 Best	<b>WU18B</b>	22.43 Candace HILL	USA	16	Cali (Pascual Guerrero)	19 Jul 2015
Championship Record	<b>CR</b>	22.43 Candace HILL	USA	16	Cali (Pascual Guerrero)	19 Jul 2015
World U18 Leading	<b>WU18L</b>	22.97 Kevona DAVIS	JAM	16	Kingston (NS), JAM	24 Jun 2017

15 July 2017

RANK	PLACE	HEAT	LANE	BIB	NAME	COUNTRY	DATE of BIRTH	RESULT		WIND
1	1	1	4	1163	Talea PREPENS	GER	28 Dec 01	<b>23.64</b>	Q <b>PB</b>	+0.6
2	2	1	6	1112	Jael BESTUÉ	ESP	24 Sep 00	<b>23.81</b>	Q	+0.6
3	1	2	4	1333	Mizgin AY	TUR	22 Jun 00	<b>23.85</b>	Q	+1.0
4	2	2	3	1040	Lorraine MARTINS	BRA	4 Apr 00	<b>23.96</b>	Q	+1.0
5	3	2	5	1188	Hima DAS	IND	9 Jan 00	<b>24.31</b>	Q <b>PB</b>	+1.0
6	4	2	7	1066	Yanan TAO	CHN	9 May 00	<b>24.43</b>	q	+1.0
7	3	1	5	1275	Magdalena STEFANOWICZ	POL	21 Sep 00	<b>24.45</b>	Q	+0.6
8	5	2	6	1009	Gayane CHILOYAN	ARM	27 Sep 00	<b>24.53</b>	q <b>SB</b>	+1.0
9	6	2	2	1364	Oriangy JIMÉNEZ	VEN	15 Sep 01	<b>24.59</b>	<b>PB</b>	+1.0
10	4	1	7	1308	Tami ŠCANCAR	SLO	9 Mar 00	<b>24.68</b>		+0.6
11	5	1	3	1035	Leticia Maria LIMA	BRA	30 Apr 01	<b>24.73</b>		+0.6
12	7	2	1	1356	Tetyana KAYSEN	UKR	25 Dec 00	<b>24.78</b>		+1.0
13	6	1	2	1191	Rajashree PRASAD	IND	3 Feb 00	<b>24.85</b>	<b>PB</b>	+0.6
14	7	1	8	1033	Oarabile TSHOSA	BOT	25 Jun 01	<b>25.07</b>		+0.6
15	8	2	8	1195	Gal KADMON	ISR	18 Apr 00	<b>25.29</b>		+1.0
		1	1	1257	Sade Amore DE SOUSA	NAM	28 Mar 01	<b>DNS</b>		+0.6

### ALL-TIME OUTDOOR TOP LIST

RESULT	NAME	VENUE	DATE
22.43	Candace HILL (USA)	Cali (Pascual Guerrero)	19 Jul 15
22.47	Kaylin WHITNEY (USA)	Eugene (Hayward Field), OR	28 Jun 15
22.58	Marion JONES (USA)	New Orleans, LA	28 Jun 92
22.74	Raelene BOYLE (AUS)	Ciudad de México (Estadio Olímpico)	18 Oct 68
22.77	Chandra CHEESEBOROUGH (USA)	Ciudad de México	16 Oct 75
22.79	Jodie WILLIAMS (GBR)	Loughborough	23 May 10
22.80	Lauren Rain WILLIAMS (USA)	Norwalk, CA	27 May 16
22.82	Grit BREUER (GDR)	Macerata	6 Sep 89
22.83	Allyson FELIX (USA)	Norwalk, CA	1 Jun 02
22.88	Gabrielle MAYO (USA)	Indianapolis, IN	23 Jun 06

### SEASON OUTDOOR TOP LIST

RESULT	NAME	VENUE	2017
22.97	Kevona DAVIS (JAM)	Kingston (NS), JAM	24 Jun
23.21	Tamari DAVIS (USA)	Eugene (Hayward Field), OR	26 May
23.26	Riley DAY (AUS)	Sydney (SOPAC)	29 Mar
23.28	Sha'Carri RICHARDSON (USA)	Sacramento (Hornet Stadium), CA	24 Jun
23.32	Kishawna WALLACE (JAM)	Kirkvine	14 Jan
23.34	Sashieka STEELE (JAM)	Kirkvine	14 Jan
23.34	Kynneddy FLANNEL (USA)	Austin (Myers Stadium), TX	13 May
23.34	Kayla DAVIS (USA)	Greensboro, NC	25 Jun
23.37	Rosaline EFFIONG (USA)	Arlington, TX	28 Apr
23.39	Joanne REID (JAM)	Kingston (NS), JAM	1 Apr



# RESULTS



## 200 Metres Girls - Semi-Final

First 3 in each heat (Q) and the next 2 fastest (q) advance to the Final

RECORDS	RESULT	NAME	COUNTRY	AGE	VENUE	DATE
World U18 Best	<b>WU18B</b>	22.43 Candace HILL	USA	16	Cali (Pascual Guerrero)	19 Jul 2015
Championship Record	<b>CR</b>	22.43 Candace HILL	USA	16	Cali (Pascual Guerrero)	19 Jul 2015
World U18 Leading	<b>WU18L</b>	22.97 Kevona DAVIS	JAM	16	Kingston (NS), JAM	24 Jun 2017

### Heat 1

2

15 July 2017 17:09 START TIME

24° C TEMPERATURE 54 % HUMIDITY

+0.6 m/s WIND

PLACE	BIB	NAME	COUNTRY	DATE OF BIRTH	LANE	RESULT	REACTION	Fn
1	1163	Talea PREPENS	GER	28 Dec 01	4	<b>23.64</b>	Q <b>PB</b> 0.165	
2	1112	Jael BESTUÉ	ESP	24 Sep 00	6	<b>23.81</b>	Q 0.203	
3	1275	Magdalena STEFANOWICZ	POL	21 Sep 00	5	<b>24.45</b>	Q 0.165	
4	1308	Tami ŠCANCAR	SLO	9 Mar 00	7	<b>24.68</b>	0.221	
5	1035	Leticia Maria LIMA	BRA	30 Apr 01	3	<b>24.73</b>	0.183	
6	1191	Rajashree PRASAD	IND	3 Feb 00	2	<b>24.85</b>	<b>PB</b> 0.193	
7	1033	Oarabile TSHOSA	BOT	25 Jun 01	8	<b>25.07</b>	0.217	
	1257	Sade Amore DE SOUSA	NAM	28 Mar 01	1	<b>DNS</b>		

### Heat 2

2

15 July 2017 17:16 START TIME

24° C TEMPERATURE 54 % HUMIDITY

+1.0 m/s WIND

PLACE	BIB	NAME	COUNTRY	DATE OF BIRTH	LANE	RESULT	REACTION	Fn
1	1333	Mizgin AY	TUR	22 Jun 00	4	<b>23.85</b>	Q 0.196	
2	1040	Lorraine MARTINS	BRA	4 Apr 00	3	<b>23.96</b>	Q 0.182	
3	1188	Hima DAS	IND	9 Jan 00	5	<b>24.31</b>	Q <b>PB</b> 0.177	
4	1066	Yanan TAO	CHN	9 May 00	7	<b>24.43</b>	q 0.216	
5	1009	Gayane CHILOYAN	ARM	27 Sep 00	6	<b>24.53</b>	q <b>SB</b> 0.171	
6	1364	Oriangy JIMÉNEZ	VEN	15 Sep 01	2	<b>24.59</b>	<b>PB</b> 0.220	
7	1356	Tetyana KAYSEN	UKR	25 Dec 00	1	<b>24.78</b>	0.174	
8	1195	Gal KADMON	ISR	18 Apr 00	8	<b>25.29</b>	0.162	

### ALL-TIME OUTDOOR TOP LIST

### SEASON OUTDOOR TOP LIST

RESULT	NAME	VENUE	DATE	RESULT	NAME	VENUE	2017
22.43	Candace HILL (USA)	Cali (Pascual Guerrero)	19 Jul 15	22.97	Kevona DAVIS (JAM)	Kingston (NS), JAM	24 Jun
22.47	Kaylin WHITNEY (USA)	Eugene (Hayward Field), OR	28 Jun 15	23.21	Tamari DAVIS (USA)	Eugene (Hayward Field), OR	26 May
22.58	Marion JONES (USA)	New Orleans, LA	28 Jun 92	23.26	Riley DAY (AUS)	Sydney (SOPAC)	29 Mar
22.74	Raelene BOYLE (AUS)	ciudad de México (Estadio Olímpico)	18 Oct 68	23.28	Sha'Carri RICHARDSON (USA)	icramento (Hornet Stadium), CA	24 Jun
22.77	Chandra CHEESEBOROUGH (USA)	Ciudad de México	16 Oct 75	23.32	Kishawna WALLACE (JAM)	Kirkvine	14 Jan
22.79	Jodie WILLIAMS (GBR)	Loughborough	23 May 10	23.34	Sashieka STEELE (JAM)	Kirkvine	14 Jan
22.80	Lauren Rain WILLIAMS (USA)	Norwalk, CA	27 May 16	23.34	Kynneddy FLANNEL (USA)	Austin (Myers Stadium), TX	13 May
22.82	Grit BREUER (GDR)	Macerata	6 Sep 89	23.34	Kayla DAVIS (USA)	Greensboro, NC	25 Jun
22.83	Allyson FELIX (USA)	Norwalk, CA	1 Jun 02	23.37	Rosaline EFFIONG (USA)	Arlington, TX	28 Apr
22.88	Gabrielle MAYO (USA)	Indianapolis, IN	23 Jun 06	23.39	Joanne REID (JAM)	Kingston (NS), JAM	1 Apr



# SUMMARY



## 200 Metres Girls - Round 1

First 3 in each heat (Q) and the next 4 fastest (q) advance to the Semi-Finals

RECORDS	RESULT	NAME	COUNTRY	AGE	VENUE	DATE
World U18 Best	<b>WU18B</b>	22.43 Candace HILL	USA	16	Cali (Pascual Guerrero)	19 Jul 2015
Championship Record	<b>CR</b>	22.43 Candace HILL	USA	16	Cali (Pascual Guerrero)	19 Jul 2015
World U18 Leading	<b>WU18L</b>	22.97 Kevona DAVIS	JAM	16	Kingston (NS), JAM	24 Jun 2017

14 July 2017

RANK	PLACE	HEAT	LANE	BIB	NAME	COUNTRY	DATE of BIRTH	RESULT		WIND
1	1	2	6	1040	Lorraine MARTINS	BRA	4 Apr 00	23.90	Q	0.0
2	1	3	8	1163	Talea PREPENS	GER	28 Dec 01	23.93	Q	-1.6
3	1	4	5	1112	Jael BESTUÉ	ESP	24 Sep 00	24.05	Q	+0.3
4	2	3	5	1333	Mizgin AY	TUR	22 Jun 00	24.22	Q	-1.6
5	2	2	3	1275	Magdalena STEFANOWICZ	POL	21 Sep 00	24.33	Q	0.0
6	2	4	6	1188	Hima DAS	IND	9 Jan 00	24.52	Q	PB +0.3
7	3	2	5	1066	Yanan TAO	CHN	9 May 00	24.58	Q	0.0
8	1	1	5	1009	Gayane CHILOYAN	ARM	27 Sep 00	24.64	Q	SB +0.1
9	2	1	3	1035	Leticia Maria LIMA	BRA	30 Apr 01	24.74 (.735)	Q	+0.1
10	4	2	8	1364	Oriangy JIMÉNEZ	VEN	15 Sep 01	24.74 (.740)	q	PB 0.0
11	3	4	2	1308	Tami ŠCANCAR	SLO	9 Mar 00	24.79	Q	+0.3
12	3	3	3	1033	Oarabile TSHOSA	BOT	25 Jun 01	24.82	Q	-1.6
13	4	4	4	1257	Sade Amore DE SOUSA	NAM	28 Mar 01	24.83 (.822)	q	PB +0.3
14	3	1	6	1195	Gal KADMON	ISR	18 Apr 00	24.83 (.823)	Q	+0.1
15	4	1	8	1356	Tetyana KAYSEN	UKR	25 Dec 00	24.85	q	+0.1
16	4	3	2	1191	Rajashree PRASAD	IND	3 Feb 00	24.87	q	PB -1.6
17	5	3	4	1071	Cuiwei ZHU	CHN	30 Jun 00	24.89		-1.6
18	5	2	2	1006	Guillermina COSSIO	ARG	16 Nov 00	24.94		0.0
19	6	2	7	1282	Vanessa Evelyn BALACI	ROU	8 Jul 01	25.08		0.0
20	5	4	3	1184	Pui Kei CHAN	HKG	24 Mar 00	25.22		+0.3
21	5	1	7	1119	Piibe Kirke ALJAS	EST	16 Mar 00	25.25		+0.1
22	6	1	2	1222	Mary MORAA	KEN	15 Jun 00	25.48		+0.1
23	6	4	7	1295	Angel KIVIDO	RSA	4 Feb 00	25.93		+0.3
24	7	2	4	1326	Winfrida Mweya MAKENJI	TAN	17 Sep 01	26.07		0.0
25	6	3	6	1307	Tessy Macdalena BRISTOL	SEY	21 Jul 01	26.99 (.989)		PB -1.6
25	7	4	8	1237	Nancy SAAH	LBR	15 Feb 00	26.99 (.989)		PB +0.3
		3	7	1104	Nicole CAICEDO	ECU	2 Sep 00	DQ		163.3(a) -1.6
	1	4	1200		Kevona DAVIS	JAM	20 Dec 01	DNS		+0.1

**NOTE** IAAF Rule 163.3(a) - Lane infringement

ALL-TIME OUTDOOR TOP LIST				SEASON OUTDOOR TOP LIST			
RESULT	NAME	VENUE	DATE	RESULT	NAME	VENUE	2017
22.43	Candace HILL (USA)	Cali (Pascual Guerrero)	19 Jul 15	22.97	Kevona DAVIS (JAM)	Kingston (NS), JAM	24 Jun
22.47	Kaylin WHITNEY (USA)	Eugene (Hayward Field), OR	28 Jun 15	23.21	Tamari DAVIS (USA)	Eugene (Hayward Field), OR	26 May
22.58	Marion JONES (USA)	New Orleans, LA	28 Jun 92	23.26	Riley DAY (AUS)	Sydney (SOPAC)	29 Mar
22.74	Raelene BOYLE (AUS)	iudad de México (Estadio Olímpico)	18 Oct 68	23.28	Sha'Carri RICHARDSON (USA)	icramento (Hornet Stadium), CA	24 Jun
22.77	Chandra CHEESEBOROUGH (USA)	Ciudad de México	16 Oct 75	23.32	Kishawna WALLACE (JAM)	Kirkvine	14 Jan
22.79	Jodie WILLIAMS (GBR)	Loughborough	23 May 10	23.34	Sashieka STEELE (JAM)	Kirkvine	14 Jan
22.80	Lauren Rain WILLIAMS (USA)	Norwalk, CA	27 May 16	23.34	Kynneddy FLANNEL (USA)	Austin (Myers Stadium), TX	13 May
22.82	Grit BREUER (GDR)	Macerata	6 Sep 89	23.34	Kayla DAVIS (USA)	Greensboro, NC	25 Jun
22.83	Allyson FELIX (USA)	Norwalk, CA	1 Jun 02	23.37	Rosaline EFFIONG (USA)	Arlington, TX	28 Apr
22.88	Gabrielle MAYO (USA)	Indianapolis, IN	23 Jun 06	23.39	Joanne REID (JAM)	Kingston (NS), JAM	1 Apr

# RESULTS



## 200 Metres Girls - Round 1

First 3 in each heat (Q) and the next 4 fastest (q) advance to the Semi-Finals

RECORDS	RESULT	NAME	COUNTRY	AGE	VENUE	DATE
World U18 Best	<b>WU18B</b>	22.43 Candace HILL	USA	16	Cali (Pascual Guerrero)	19 Jul 2015
Championship Record	<b>CR</b>	22.43 Candace HILL	USA	16	Cali (Pascual Guerrero)	19 Jul 2015
World U18 Leading	<b>WU18L</b>	22.97 Kevona DAVIS	JAM	16	Kingston (NS), JAM	24 Jun 2017

### Heat 1

4

14 July 2017 10:39 START TIME

16° C TEMPERATURE 82 % HUMIDITY

+0.1 m/s WIND

PLACE	BIB	NAME	COUNTRY	DATE OF BIRTH	LANE	RESULT	REACTION	Fn
1	1009	Gayane CHILOYAN	ARM	27 Sep 00	5	24.64	Q SB	0.168
2	1035	Leticia Maria LIMA	BRA	30 Apr 01	3	24.74 [.735]	Q	0.206
3	1195	Gal KADMON	ISR	18 Apr 00	6	24.83 [.823]	Q	0.159
4	1356	Tetyana KAYSEN	UKR	25 Dec 00	8	24.85	q	0.224
5	1119	Piibe Kirke ALJAS	EST	16 Mar 00	7	25.25		0.213
6	1222	Mary MORAA	KEN	15 Jun 00	2	25.48		0.310
	1200	Kevona DAVIS	JAM	20 Dec 01	4	DNS		

### Heat 2

4

14 July 2017 10:46 START TIME

16° C TEMPERATURE 82 % HUMIDITY

0.0 m/s WIND

PLACE	BIB	NAME	COUNTRY	DATE OF BIRTH	LANE	RESULT	REACTION	Fn
1	1040	Lorraine MARTINS	BRA	4 Apr 00	6	23.90	Q	0.160
2	1275	Magdalena STEFANOWICZ	POL	21 Sep 00	3	24.33	Q	0.162
3	1066	Yanan TAO	CHN	9 May 00	5	24.58	Q	0.199
4	1364	Oriangy JIMÉNEZ	VEN	15 Sep 01	8	24.74 [.740]	q PB	0.230
5	1006	Guillermina COSSIO	ARG	16 Nov 00	2	24.94		0.165
6	1282	Vanessa Evelyn BALACI	ROU	8 Jul 01	7	25.08		0.155
7	1326	Winfrida Mweya MAKENJI	TAN	17 Sep 01	4	26.07		0.177

### Heat 3

4

14 July 2017 10:54 START TIME

16° C TEMPERATURE 82 % HUMIDITY

-1.6 m/s WIND

PLACE	BIB	NAME	COUNTRY	DATE OF BIRTH	LANE	RESULT	REACTION	Fn
1	1163	Talea PREPENS	GER	28 Dec 01	8	23.93	Q	0.179
2	1333	Mizgin AY	TUR	22 Jun 00	5	24.22	Q	0.164
3	1033	Oarabile TSHOSA	BOT	25 Jun 01	3	24.82	Q	0.177
4	1191	Rajashree PRASAD	IND	3 Feb 00	2	24.87	q PB	0.182
5	1071	Cuiwei ZHU	CHN	30 Jun 00	4	24.89		
6	1307	Tessy Macdalena BRISTOL	SEY	21 Jul 01	6	26.99 [.989]	PB	0.203
	1104	Nicole CAICEDO	ECU	2 Sep 00	7	DQ 163.3[a]		0.210

**NOTE** IAAF Rule 163.3(a) - Lane infringement

### Heat 4

4

14 July 2017 11:01 START TIME

17° C TEMPERATURE 77 % HUMIDITY

+0.3 m/s WIND

PLACE	BIB	NAME	COUNTRY	DATE OF BIRTH	LANE	RESULT	REACTION	Fn
1	1112	Jael BESTUÉ	ESP	24 Sep 00	5	24.05	Q	0.179
2	1188	Hima DAS	IND	9 Jan 00	6	24.52	Q PB	0.197
3	1308	Tami ŠCANCAR	SLO	9 Mar 00	2	24.79	Q	0.162
4	1257	Sade Amore DE SOUSA	NAM	28 Mar 01	4	24.83 [.822]	q PB	0.170
5	1184	Pui Kei CHAN	HKG	24 Mar 00	3	25.22		0.177
6	1295	Angel KIVIDO	RSA	4 Feb 00	7	25.93		0.224
7	1237	Nancy SAAH	LBR	15 Feb 00	8	26.99 [.989]	PB	



**RESULTS**  
**200 Metres Girls - Round 1**

ALL-TIME OUTDOOR TOP LIST				SEASON OUTDOOR TOP LIST			
RESULT	NAME	VENUE	DATE	RESULT	NAME	VENUE	2017
22.43	Candace HILL (USA)	Cali (Pascual Guerrero)	19 Jul 15	22.97	Kevona DAVIS (JAM)	Kingston (NS), JAM	24 Jun
22.47	Kaylin WHITNEY (USA)	Eugene (Hayward Field), OR	28 Jun 15	23.21	Tamari DAVIS (USA)	Eugene (Hayward Field), OR	26 May
22.58	Marion JONES (USA)	New Orleans, LA	28 Jun 92	23.26	Riley DAY (AUS)	Sydney (SOPAC)	29 Mar
22.74	Raelene BOYLE (AUS)	ciudad de México (Estadio Olímpico)	18 Oct 68	23.28	Sha'Carri RICHARDSON (USA)	icramento (Hornet Stadium), CA	24 Jun
22.77	Chandra CHEESEBOROUGH (USA)	Ciudad de México	16 Oct 75	23.32	Kishawna WALLACE (JAM)	Kirkvine	14 Jan
22.79	Jodie WILLIAMS (GBR)	Loughborough	23 May 10	23.34	Sashieka STEELE (JAM)	Kirkvine	14 Jan
22.80	Lauren Rain WILLIAMS (USA)	Norwalk, CA	27 May 16	23.34	Kynneddy FLANNEL (USA)	Austin (Myers Stadium), TX	13 May
22.82	Grit BREUER (GDR)	Macerata	6 Sep 89	23.34	Kayla DAVIS (USA)	Greensboro, NC	25 Jun
22.83	Allyson FELIX (USA)	Norwalk, CA	1 Jun 02	23.37	Rosaline EFFIONG (USA)	Arlington, TX	28 Apr
22.88	Gabrielle MAYO (USA)	Indianapolis, IN	23 Jun 06	23.39	Joanne REID (JAM)	Kingston (NS), JAM	1 Apr



# RESULTS



## 400 Metres Girls - Final

RECORDS	RESULT	NAME	COUNTRY	AGE	VENUE	DATE	
World U18 Best	<b>WU18B</b>	<b>50.01</b>	Jing LI	CHN	17	Shanghai	18 Oct 1997
Championship Record	<b>CR</b>	<b>51.19</b>	Nawal EL JACK	SUD	17	Marrakech (Sidi Youssef Ben Ali)	15 Jul 2005
World U18 Leading	<b>WU18L</b>	<b>52.05</b>	Arria MINOR	USA	16	Sacramento (Hornet Stadium), CA	24 Jun 2017

14 July 2017 19:00 START TIME 21° C TEMPERATURE 64 % HUMIDITY

PLACE	BIB	NAME	COUNTRY	DATE of BIRTH	LANE	RESULT	REACTION	Fn
1	1092	<b>Barbora MALÍKOVÁ</b>	CZE	30 Dec 01	4	<b>52.74</b>	<b>PB</b>	0.230
2	1222	<b>Mary MORAA</b>	KEN	15 Jun 00	6	<b>53.31</b>	<b>PB</b>	0.215
3	1038	<b>Giovana Rosalia DOS SANTOS</b>	BRA	8 Aug 00	7	<b>53.57</b>	<b>PB</b>	0.220
4	1013	<b>Doneisha ANDERSON</b>	BAH	21 Sep 00	5	<b>53.59</b>	<b>PB</b>	0.280
5	1202	<b>Shaquena FOOTE</b>	JAM	23 Jul 01	2	<b>54.05</b>		0.217
6	1099	<b>Milagros DURÁN</b>	DOM	10 Sep 00	1	<b>54.08</b>	<b>PB</b>	0.173
7	1370	<b>Niddy MINGILISHI</b>	ZAM	24 Aug 01	3	<b>55.33</b>		0.193
8	1320	<b>Katarina SEKULIC</b>	SRB	3 Jun 00	8	<b>56.22</b>		0.235

ALL-TIME OUTDOOR TOP LIST				SEASON OUTDOOR TOP LIST			
RESULT	NAME	VENUE	DATE	RESULT	NAME	VENUE	2017
50.01	Jing LI (CHN)	Shanghai	18 Oct 97	52.05	Arria MINOR (USA)	Sacramento (Hornet Stadium), CA	24 Jun
50.48	Grit BREUER (GDR)	Neubrandenburg (Jahn Sportpark)	22 Jul 89	52.74	Barbora MALÍKOVÁ (CZE)	Nairobi	14 Jul
50.69	Sanya RICHARDS-ROSS (USA)	Palo Alto, CA	22 Jun 02	52.94	Kennedy SIMON (USA)	Mount Berry, GA	13 May
50.74	Monique HENDERSON (USA)	Norwalk, CA	3 Jun 00	52.96	Ella CONNOLLY (AUS)	Sydney (SOPAC)	27 Mar
50.84	Christina BREHMER-LATHAN (GDR)	Halle	21 Jun 75	53.01	Sanique WALKER (JAM)	Kingston (NS), JAM	5 Mar
51.04	Kadecia BAIRD (GUY)	Barcelona (Estadio Olímpico)	13 Jul 12	53.02	Bendere OBOYA (AUS)	Sydney (SOPAC)	27 Mar
51.09	Sherrie HOWARD (USA)	Colorado Springs, CO	28 Jul 79	53.02	Bailey LEAR (USA)	Lucas, TX	20 May
51.16	Linsev MACDONALD (GBR)	London (Crystal Palace)	15 Jun 80	53.24	Elise LASSER (BEL)	Bruxelles (Boudewijnstadion)	2 Jul
51.19	Nawal EL JACK (SUD)	Marrakech (Sidi Youssef Ben Ali)	15 Jul 05	53.31	Mary MORAA (KEN)	Nairobi	14 Jul
51.30	Danijela GRGIC (CRO)	Marrakech (Sidi Youssef Ben Ali)	15 Jul 05	53.36	Sterling LESTER (USA)	Powder Springs, GA	29 Apr



# RESULT PROGRESSION

## 400 Metres Girls - Final



RECORDS	RESULT	NAME	COUNTRY	AGE	VENUE	DATE	
World U18 Best	<b>WU18B</b>	50.01	Jing LI	CHN	17	Shanghai	18 Oct 1997
Championship Record	<b>CR</b>	51.19	Nawal EL JACK	SUD	17	Marrakech (Sidi Youssef Ben Ali)	15 Jul 2005
World U18 Leading	<b>WU18L</b>	52.05	Arria MINOR	USA	16	Sacramento (Hornet Stadium), CA	24 Jun 2017

14 July 2017

RANK	BIB	NAME	COUNTRY	DATE of BIRTH	PHASE	HEAT	LANE	PLACE	RESULT
1	1092	Barbora MALÍKOVÁ	CZE	30 Dec 01	Final	1	4	1	52.74 <b>PB</b>
					Semi-Final	2	5	1	53.77 Q <b>PB</b>
					Round 1	4	3	10	55.56 Q
2	1222	Mary MORAA	KEN	15 Jun 00	Final	1	6	2	53.31 <b>PB</b>
					Semi-Final	2	3	2	53.88 Q <b>PB</b>
					Round 1	2	3	1	54.07 Q <b>PB</b>
3	1038	Giovana Rosalia DOS SANTOS	BRA	8 Aug 00	Final	1	7	3	53.57 <b>PB</b>
					Semi-Final	2	4	4	54.55 Q
					Round 1	2	2	2	54.29 Q <b>PB</b>
4	1013	Doneisha ANDERSON	BAH	21 Sep 00	Final	1	5	4	53.59 <b>PB</b>
					Semi-Final	1	5	3	54.37 Q
					Round 1	1	2	3	54.36 Q
5	1202	Shaquena FOOTE	JAM	23 Jul 01	Final	1	2	5	54.05
					Semi-Final	2	6	8	55.21 q
					Round 1	3	8	7	55.18 Q
6	1099	Milagros DURÁN	DOM	10 Sep 00	Final	1	1	6	54.08 <b>PB</b>
					Semi-Final	1	4	7	54.84 q <b>PB</b>
					Round 1	3	4	6	55.05 Q <b>PB</b>
7	1370	Niddy MINGILISHI	ZAM	24 Aug 01	Final	1	3	7	55.33
					Semi-Final	1	6	5	54.58 Q
					Round 1	1	6	4	54.51 Q <b>PB</b>
8	1320	Katarina SEKULIC	SRB	3 Jun 00	Final	1	8	8	56.22
					Semi-Final	1	8	6	54.68 Q <b>PB</b>
					Round 1	2	5	5	54.86 Q <b>PB</b>

ALL-TIME OUTDOOR TOP LIST				SEASON OUTDOOR TOP LIST			
RESULT	NAME	VENUE	DATE	RESULT	NAME	VENUE	2017
50.01	Jing LI (CHN)	Shanghai	18 Oct 97	52.05	Arria MINOR (USA)	Sacramento (Hornet Stadium), CA	24 Jun
50.48	Grit BREUER (GDR)	Neubrandenburg (Jahn Sportpark)	22 Jul 89	52.74	Barbora MALÍKOVÁ (CZE)	Nairobi	14 Jul
50.69	Sanya RICHARDS-ROSS (USA)	Palo Alto, CA	22 Jun 02	52.94	Kennedy SIMON (USA)	Mount Berry, GA	13 May
50.74	Monique HENDERSON (USA)	Norwalk, CA	3 Jun 00	52.96	Ella CONNOLLY (AUS)	Sydney (SOPAC)	27 Mar
50.84	Christina BREHMER-LATHAN (GDR)	Halle	21 Jun 75	53.01	Sanique WALKER (JAM)	Kingston (NS), JAM	5 Mar
51.04	Kadecia BAIRD (GUY)	Barcelona (Estadio Olímpico)	13 Jul 12	53.02	Bendere OBOYA (AUS)	Sydney (SOPAC)	27 Mar
51.09	Sherrrie HOWARD (USA)	Colorado Springs, CO	28 Jul 79	53.02	Bailey LEAR (USA)	Lucas, TX	20 May
51.16	Linsey MACDONALD (GBR)	London (Crystal Palace)	15 Jun 80	53.24	Elise LASSER (BEL)	Bruxelles (Boudewijnstadion)	2 Jul
51.19	Nawal EL JACK (SUD)	Marrakech (Sidi Youssef Ben Ali)	15 Jul 05	53.31	Mary MORAA (KEN)	Nairobi	14 Jul
51.30	Daniijela GRGIC (CRO)	Marrakech (Sidi Youssef Ben Ali)	15 Jul 05	53.36	Sterling LESTER (USA)	Powder Springs, GA	29 Apr





# SUMMARY



## 400 Metres Girls - Semi-Final

First 3 in each heat (Q) and the next 2 fastest (q) advance to the Final

RECORDS	RESULT	NAME	COUNTRY	AGE	VENUE	DATE
World U18 Best	<b>WU18B</b>	50.01 Jing LI	CHN	17	Shanghai	18 Oct 1997
Championship Record	<b>CR</b>	51.19 Nawal EL JACK	SUD	17	Marrakech (Sidi Youssef Ben Ali)	15 Jul 2005
World U18 Leading	<b>WU18L</b>	52.05 Arria MINOR	USA	16	Sacramento (Hornet Stadium), CA	24 Jun 2017

13 July 2017

RANK	PLACE	HEAT	LANE	BIB	NAME	COUNTRY	DATE of BIRTH	RESULT	
1	1	2	5	1092	Barbora MALÍKOVÁ	CZE	30 Dec 01	<b>53.77</b>	Q <b>PB</b>
2	2	2	3	1222	Mary MORAA	KEN	15 Jun 00	<b>53.88</b>	Q <b>PB</b>
3	1	1	5	1013	Doneisha ANDERSON	BAH	21 Sep 00	<b>54.37</b>	Q
4	3	2	4	1038	Giovana Rosalia DOS SANTOS	BRA	8 Aug 00	<b>54.55</b>	Q
5	2	1	6	1370	Niddy MINGILISHI	ZAM	24 Aug 01	<b>54.58</b>	Q
6	3	1	8	1320	Katarina SEKULIC	SRB	3 Jun 00	<b>54.68</b>	Q <b>PB</b>
7	4	1	4	1099	Milagros DURÁN	DOM	10 Sep 00	<b>54.84</b>	q <b>PB</b>
8	4	2	6	1202	Shaquena FOOTE	JAM	23 Jul 01	<b>55.21</b>	q
9	5	1	3	1217	Sharon JEBET	KEN	10 Oct 00	<b>55.34</b>	<b>PB</b>
10	5	2	8	1158	Laura KAUFMANN	GER	28 Jan 00	<b>55.70</b>	
11	6	1	7	1288	Maria SCROB	ROU	18 Nov 01	<b>55.88</b>	<b>PB</b>
12	7	1	1	1121	Hana AMSALU	ETH	27 Mar 01	<b>55.90</b>	
13	8	1	2	1044	Elena GEORGIEVA	BUL	23 Jun 01	<b>56.22</b>	
14	6	2	7	1281	Bianca Georgiana ANTON	ROU	21 Jan 00	<b>56.53</b>	
15	7	2	2	1192	Maryam MOHEBBI	IRI	26 Jan 00	<b>56.68</b>	
16	8	2	1	1207	Aliya BOSHNAK	JOR	19 Dec 00	<b>57.88</b>	

### ALL-TIME OUTDOOR TOP LIST

RESULT	NAME	VENUE	DATE
50.01	Jing LI (CHN)	Shanghai	18 Oct 97
50.48	Grit BREUER (GDR)	Neubrandenburg (Jahn Sportpark)	22 Jul 89
50.69	Sanya RICHARDS-ROSS (USA)	Palo Alto, CA	22 Jun 02
50.74	Monique HENDERSON (USA)	Norwalk, CA	3 Jun 00
50.84	Christina BREHMER-LATHAN (GDR)	Halle	21 Jun 75
51.04	Kadecia BAIRD (GUY)	Barcelona (Estadio Olímpico)	13 Jul 12
51.09	Sherrrie HOWARD (USA)	Colorado Springs, CO	28 Jul 79
51.16	Linsey MACDONALD (GBR)	London (Crystal Palace)	15 Jun 80
51.19	Nawal EL JACK (SUD)	Marrakech (Sidi Youssef Ben Ali)	15 Jul 05
51.30	Danijela GRGIC (CRO)	Marrakech (Sidi Youssef Ben Ali)	15 Jul 05

### SEASON OUTDOOR TOP LIST

RESULT	NAME	VENUE	2017
52.05	Arria MINOR (USA)	Sacramento (Hornet Stadium), CA	24 Jun
52.94	Kennedy SIMON (USA)	Mount Berry, GA	13 May
52.96	Ella CONNOLLY (AUS)	Sydney (SOPAC)	27 Mar
53.01	Sanique WALKER (JAM)	Kingston (NS), JAM	5 Mar
53.02	Bendere OBOYA (AUS)	Sydney (SOPAC)	27 Mar
53.02	Bailey LEAR (USA)	Lucas, TX	20 May
53.24	Elise LASSER (BEL)	Bruxelles (Boudewijnstadion)	2 Jul
53.36	Sterling LESTER (USA)	Powder Springs, GA	29 Apr
53.44	Abigail BROOKS (JAM)	Kingston (NS), JAM	5 Mar
53.51	Kimberly HARRIS (USA)	Greensboro, NC	18 Jun



# RESULTS



## 400 Metres Girls - Semi-Final

First 3 in each heat (Q) and the next 2 fastest (q) advance to the Final

RECORDS	RESULT	NAME	COUNTRY	AGE	VENUE	DATE
World U18 Best	<b>WU18B</b>	50.01	Jing LI	CHN	17	Shanghai 18 Oct 1997
Championship Record	<b>CR</b>	51.19	Nawal EL JACK	SUD	17	Marrakech (Sidi Youssef Ben Ali) 15 Jul 2005
World U18 Leading	<b>WU18L</b>	52.05	Arria MINOR	USA	16	Sacramento (Hornet Stadium), CA 24 Jun 2017

### Heat 1

2

13 July 2017 18:15 START TIME

25° C TEMPERATURE 51 % HUMIDITY

PLACE	BIB	NAME	COUNTRY	DATE OF BIRTH	LANE	RESULT	REACTION	Fn
1	1013	Doneisha ANDERSON	BAH	21 Sep 00	5	<b>54.37</b>	Q	0.283
2	1370	Niddy MINGILISHI	ZAM	24 Aug 01	6	<b>54.58</b>	Q	0.200
3	1320	Katarina SEKULIC	SRB	3 Jun 00	8	<b>54.68</b>	Q <b>PB</b>	0.224
4	1099	Milagros DURÁN	DOM	10 Sep 00	4	<b>54.84</b>	q <b>PB</b>	0.214
5	1217	Sharon JEBET	KEN	10 Oct 00	3	<b>55.34</b>	<b>PB</b>	
6	1288	Maria SCROB	ROU	18 Nov 01	7	<b>55.88</b>	<b>PB</b>	0.212
7	1121	Hana AMSALU	ETH	27 Mar 01	1	<b>55.90</b>		0.174
8	1044	Elena GEORGIEVA	BUL	23 Jun 01	2	<b>56.22</b>		0.197

### Heat 2

2

13 July 2017 18:22 START TIME

22° C TEMPERATURE 65 % HUMIDITY

PLACE	BIB	NAME	COUNTRY	DATE OF BIRTH	LANE	RESULT	REACTION	Fn
1	1092	Barbora MALÍKOVÁ	CZE	30 Dec 01	5	<b>53.77</b>	Q <b>PB</b>	0.209
2	1222	Mary MORAA	KEN	15 Jun 00	3	<b>53.88</b>	Q <b>PB</b>	0.215
3	1038	Giovana Rosalia DOS SANTOS	BRA	8 Aug 00	4	<b>54.55</b>	Q	0.218
4	1202	Shaquena FOOTE	JAM	23 Jul 01	6	<b>55.21</b>	q	0.202
5	1158	Laura KAUFMANN	GER	28 Jan 00	8	<b>55.70</b>		0.209
6	1281	Bianca Georgiana ANTON	ROU	21 Jan 00	7	<b>56.53</b>		0.219
7	1192	Maryam MOHEBBI	IRI	26 Jan 00	2	<b>56.68</b>		0.222
8	1207	Aliya BOSNAK	JOR	19 Dec 00	1	<b>57.88</b>		0.000

### ALL-TIME OUTDOOR TOP LIST

RESULT	NAME	VENUE	DATE
50.01	Jing LI (CHN)	Shanghai	18 Oct 97
50.48	Grit BREUER (GDR)	Neubrandenburg (Jahn Sportpark)	22 Jul 89
50.69	Sanya RICHARDS-ROSS (USA)	Palo Alto, CA	22 Jun 02
50.74	Monique HENDERSON (USA)	Norwalk, CA	3 Jun 00
50.84	Christina BREHMER-LATHAN (GDR)	Halle	21 Jun 75
51.04	Kadecia BAIRD (GUY)	Barcelona (Estadio Olímpico)	13 Jul 12
51.09	Sherrie HOWARD (USA)	Colorado Springs, CO	28 Jul 79
51.16	Linsey MACDONALD (GBR)	London (Crystal Palace)	15 Jun 80
51.19	Nawal EL JACK (SUD)	Marrakech (Sidi Youssef Ben Ali)	15 Jul 05
51.30	Danijela GRGIC (CRO)	Marrakech (Sidi Youssef Ben Ali)	15 Jul 05

### SEASON OUTDOOR TOP LIST

RESULT	NAME	VENUE	2017
52.05	Arria MINOR (USA)	Sacramento (Hornet Stadium), CA	24 Jun
52.94	Kennedy SIMON (USA)	Mount Berry, GA	13 May
52.96	Ella CONNOLLY (AUS)	Sydney (SOPAC)	27 Mar
53.01	Sanique WALKER (JAM)	Kingston (NS), JAM	5 Mar
53.02	Bendere OBOYA (AUS)	Sydney (SOPAC)	27 Mar
53.02	Bailey LEAR (USA)	Lucas, TX	20 May
53.24	Elise LASSER (BEL)	Bruxelles (Boudewijnstadion)	2 Jul
53.36	Sterling LESTER (USA)	Powder Springs, GA	29 Apr
53.44	Abigail BROOKS (JAM)	Kingston (NS), JAM	5 Mar
53.51	Kimberly HARRIS (USA)	Greensboro, NC	18 Jun



# SUMMARY



## 400 Metres Girls - Round 1

First 3 in each heat (Q) and the next 4 fastest (q) advance to the Semi-Finals

RECORDS	RESULT	NAME	COUNTRY	AGE	VENUE	DATE	
World U18 Best	<b>WU18B</b>	50.01	Jing LI	CHN	17	Shanghai	18 Oct 1997
Championship Record	<b>CR</b>	51.19	Nawal EL JACK	SUD	17	Marrakech (Sidi Youssef Ben Ali)	15 Jul 2005
World U18 Leading	<b>WU18L</b>	52.05	Arria MINOR	USA	16	Sacramento (Hornet Stadium), CA	24 Jun 2017

12 July 2017

RANK	PLACE	HEAT	LANE	BIB	NAME	COUNTRY	DATE of BIRTH	RESULT	
1	1	2	3	1222	Mary MORAA	KEN	15 Jun 00	54.07	Q <b>PB</b>
2	2	2	2	1038	Giovana Rosalia DOS SANTOS	BRA	8 Aug 00	54.29	Q <b>PB</b>
3	1	1	2	1013	Doneisha ANDERSON	BAH	21 Sep 00	54.36	Q
4	2	1	6	1370	Niddy MINGILISHI	ZAM	24 Aug 01	54.51	Q <b>PB</b>
5	3	2	5	1320	Katarina SEKULIC	SRB	3 Jun 00	54.86	Q <b>PB</b>
6	1	3	4	1099	Milagros DURÁN	DOM	10 Sep 00	55.05	Q <b>PB</b>
7	2	3	8	1202	Shaquena FOOTE	JAM	23 Jul 01	55.18	Q
8	4	2	7	1207	Aliya BOSHNAK	JOR	19 Dec 00	55.38	q <b>PB</b>
9	3	1	3	1281	Bianca Georgiana ANTON	ROU	21 Jan 00	55.45	Q <b>PB</b>
10	1	4	3	1092	Barbora MALÍKOVÁ	CZE	30 Dec 01	55.56	Q
11	4	1	5	1121	Hana AMSALU	ETH	27 Mar 01	55.67	q
12	2	4	4	1217	Sharon JEBET	KEN	10 Oct 00	55.91	Q <b>PB</b>
13	5	1	7	1044	Elena GEORGIEVA	BUL	23 Jun 01	55.93	q <b>PB</b>
14	3	3	7	1288	Maria SCROB	ROU	18 Nov 01	55.99	Q <b>PB</b>
15	6	1	4	1192	Maryam MOHEBBI	IRI	26 Jan 00	56.13	q
16	4	3	5	1055	Yina LIANG	CHN	20 Apr 01	56.22	
17	3	4	7	1158	Laura KAUFMANN	GER	28 Jan 00	56.40	Q
18	5	2	6	1190	Dandi JYOTHIKA SRI	IND	16 Jul 00	57.15	
19	4	4	2	1361	Maryana SHOSTAK	UKR	24 Oct 00	57.52	
20	6	2	4	1014	Wendira MOSS	BAH	12 Dec 01	57.68	
21	5	4	6	1365	Valery MONTENEGRO	VEN	29 Mar 00	58.17	
22	5	3	2	1010	Linda Philip MAMUN	ART	1 Jan 01	1:07.55	<b>PB</b>
		3	6	1030	Naledi LOPANG	BOT	14 Jun 00	DQ	163.3[a]
		4	8	1072	Johanna BANGALA IKABU	COD	31 Jul 01	DNS	
		3	3	1261	Knowledge OMOVOH	NGR	10 Jan 00	DNS	
		4	5	1258	Uwemedino Akpan ABASIONO	NGR	15 Dec 00	DNS	

**NOTE** IAAF Rule 163.3[a] - Lane infringement

ALL-TIME OUTDOOR TOP LIST					SEASON OUTDOOR TOP LIST				
RESULT	NAME	VENUE	DATE		RESULT	NAME	VENUE	2017	
50.01	Jinq LI (CHN)	Shanghai	18 Oct 97		52.05	Arria MINOR (USA)	Sacramento (Hornet Stadium), CA	24 Jun	
50.48	Grit BREUER (GDR)	Neubrandenburg (Jahn Sportpark)	22 Jul 89		52.94	Kennedy SIMON (USA)	Mount Berry, GA	13 May	
50.69	Sanya RICHARDS-ROSS (USA)	Palo Alto, CA	22 Jun 02		52.96	Ella CONNOLLY (AUS)	Sydney (SOPAC)	27 Mar	
50.74	Monique HENDERSON (USA)	Norwalk, CA	3 Jun 00		53.01	Sanique WALKER (JAM)	Kingston (NS), JAM	5 Mar	
50.84	Christina BREHMER-LATHAN (GDR)	Halle	21 Jun 75		53.02	Bendere OBOYA (AUS)	Sydney (SOPAC)	27 Mar	
51.04	Kadecia BAIRD (GUY)	Barcelona (Estadio Olímpico)	13 Jul 12		53.02	Bailey LEAR (USA)	Lucas, TX	20 May	
51.09	Sherrie HOWARD (USA)	Colorado Springs, CO	28 Jul 79		53.24	Elise LASSER (BEL)	Bruxelles (Boudewijnstadion)	2 Jul	
51.16	Linsey MACDONALD (GBR)	London (Crystal Palace)	15 Jun 80		53.36	Sterling LESTER (USA)	Powder Springs, GA	29 Apr	
51.19	Nawal EL JACK (SUD)	Marrakech (Sidi Youssef Ben Ali)	15 Jul 05		53.44	Abigail BROOKS (JAM)	Kingston (NS), JAM	5 Mar	
51.30	Danijela GRGIC (CRO)	Marrakech (Sidi Youssef Ben Ali)	15 Jul 05		53.51	Kimberly HARRIS (USA)	Greensboro, NC	18 Jun	



# RESULTS



## 400 Metres Girls - Round 1

First 3 in each heat (Q) and the next 4 fastest (q) advance to the Semi-Finals

RECORDS	RESULT	NAME	COUNTRY	AGE	VENUE	DATE
World U18 Best	<b>WU18B</b>	50.01	Jing LI	CHN	17	Shanghai 18 Oct 1997
Championship Record	<b>CR</b>	51.19	Nawal EL JACK	SUD	17	Marrakech (Sidi Youssef Ben Ali) 15 Jul 2005
World U18 Leading	<b>WU18L</b>	52.05	Arria MINOR	USA	16	Sacramento (Hornet Stadium), CA 24 Jun 2017

### Heat 1

4

12 July 2017 11:20 START TIME

22° C TEMPERATURE 57 % HUMIDITY

PLACE	BIB	NAME	COUNTRY	DATE of BIRTH	LANE	RESULT	REACTION	Fn
1	1013	Doneisha ANDERSON	BAH	21 Sep 00	2	54.36	Q 0.345	
2	1370	Niddy MINGILISHI	ZAM	24 Aug 01	6	54.51	Q PB 0.217	
3	1281	Bianca Georgiana ANTON	ROU	21 Jan 00	3	55.45	Q PB 0.210	
4	1121	Hana AMSALU	ETH	27 Mar 01	5	55.67	q 0.246	
5	1044	Elena GEORGIEVA	BUL	23 Jun 01	7	55.93	q PB 0.266	
6	1192	Maryam MOHEBBI	IRI	26 Jan 00	4	56.13	q 0.208	

### Heat 2

4

12 July 2017 11:29 START TIME

22° C TEMPERATURE 57 % HUMIDITY

PLACE	BIB	NAME	COUNTRY	DATE of BIRTH	LANE	RESULT	REACTION	Fn
1	1222	Mary MORAA	KEN	15 Jun 00	3	54.07	Q PB 0.208	
2	1038	Giovana Rosalia DOS SANTOS	BRA	8 Aug 00	2	54.29	Q PB 0.227	
3	1320	Katarina SEKULIC	SRB	3 Jun 00	5	54.86	Q PB	
4	1207	Aliya BOSNAK	JOR	19 Dec 00	7	55.38	q PB	
5	1190	Dandi JYOTHIKA SRI	IND	16 Jul 00	6	57.15		
6	1014	Wendira MOSS	BAH	12 Dec 01	4	57.68	0.221	

### Heat 3

4

12 July 2017 11:35 START TIME

22° C TEMPERATURE 57 % HUMIDITY

PLACE	BIB	NAME	COUNTRY	DATE of BIRTH	LANE	RESULT	REACTION	Fn
1	1099	Milagros DURÁN	DOM	10 Sep 00	4	55.05	Q PB 0.205	
2	1202	Shaquena FOOTE	JAM	23 Jul 01	8	55.18	Q 0.215	
3	1288	Maria SCROB	ROU	18 Nov 01	7	55.99	Q PB 0.208	
4	1055	Yina LIANG	CHN	20 Apr 01	5	56.22	0.229	
5	1010	Linda Philip MAMUN	ART	1 Jan 01	2	1:07.55	PB 0.170	
	1030	Naledi LOPANG	BOT	14 Jun 00	6	DQ	163.3[a]	
	1261	Knowledge OMOVOH	NGR	10 Jan 00	3	DNS		

NOTE IAAF Rule 163.3[a] - Lane infringement

### Heat 4

4

12 July 2017 11:41 START TIME

22° C TEMPERATURE 57 % HUMIDITY

PLACE	BIB	NAME	COUNTRY	DATE of BIRTH	LANE	RESULT	REACTION	Fn
1	1092	Barbora MALÍKOVÁ	CZE	30 Dec 01	3	55.56	Q	
2	1217	Sharon JEBET	KEN	10 Oct 00	4	55.91	Q PB	
3	1158	Laura KAUFMANN	GER	28 Jan 00	7	56.40	Q 0.193	
4	1361	Maryana SHOSTAK	UKR	24 Oct 00	2	57.52	0.303	
5	1365	Valery MONTENEGRO	VEN	29 Mar 00	6	58.17	0.285	
	1258	Uwemedino Akpan ABASIONO	NGR	15 Dec 00	5	DNS		
	1072	Johanna BANGALA IKABU	COD	31 Jul 01	8	DNS		

**RESULTS**  
**400 Metres Girls - Round 1**

ALL-TIME OUTDOOR TOP LIST				SEASON OUTDOOR TOP LIST			
RESULT	NAME	VENUE	DATE	RESULT	NAME	VENUE	2017
50.01	Jinq LI (CHN)	Shanghai	18 Oct 97	52.05	Arria MINOR (USA)	Sacramento (Hornet Stadium), CA	24 Jun
50.48	Grit BREUER (GDR)	Neubrandenburg (Jahn Sportpark)	22 Jul 89	52.94	Kennedy SIMON (USA)	Mount Berry, GA	13 May
50.69	Sanya RICHARDS-ROSS (USA)	Palo Alto, CA	22 Jun 02	52.96	Ella CONNOLLY (AUS)	Sydney (SOPAC)	27 Mar
50.74	Monique HENDERSON (USA)	Norwalk, CA	3 Jun 00	53.01	Sanique WALKER (JAM)	Kingston (NS), JAM	5 Mar
50.84	Christina BREHMER-LATHAN (GDR)	Halle	21 Jun 75	53.02	Bendere OBOYA (AUS)	Sydney (SOPAC)	27 Mar
51.04	Kadecia BAIRD (GUY)	Barcelona (Estadio Olímpico)	13 Jul 12	53.02	Bailey LEAR (USA)	Lucas, TX	20 May
51.09	Sherrie HOWARD (USA)	Colorado Springs, CO	28 Jul 79	53.24	Elise LASSER (BEL)	Bruxelles (Boudewijnstadion)	2 Jul
51.16	Linsey MACDONALD (GBR)	London (Crystal Palace)	15 Jun 80	53.36	Sterling LESTER (USA)	Powder Springs, GA	29 Apr
51.19	Nawal EL JACK (SUD)	Marrakech (Sidi Youssef Ben Ali)	15 Jul 05	53.44	Abigail BROOKS (JAM)	Kingston (NS), JAM	5 Mar
51.30	Danijela GRGIC (CRO)	Marrakech (Sidi Youssef Ben Ali)	15 Jul 05	53.51	Kimberly HARRIS (USA)	Greensboro, NC	18 Jun



# RESULTS



## 800 Metres Girls - Final

RECORDS	RESULT	NAME	COUNTRY	AGE	VENUE	DATE
World U18 Best	<b>WU18B</b>	1:57.18	Yuan WANG	CHN	17	Beijing (NOCAS) 8 Sep 1993
Championship Record	<b>CR</b>	2:01.13	Anita HINRIKSDÓTTIR	ISL	17	Donetsk 14 Jul 2013
World U18 Leading	<b>WU18L</b>	2:01.46	Keely SMALL	AUS	16	Canberra (AISAT) 11 Mar 2017

16 July 2017 16:00 START TIME 25° C TEMPERATURE 47 % HUMIDITY

PLACE	BIB	NAME	COUNTRY	DATE OF BIRTH	LANE	RESULT
1	1229	Jackline WAMBUI	KEN	8 Feb 00	7	<b>2:01.46</b> <b>WU18L</b>
2	1220	Lydia Jeruto LAGAT	KEN	23 Nov 00	6	<b>2:02.06</b> <b>PB</b>
3	1130	Hirut MESHESHA	ETH	20 Jan 01	5	<b>2:06.32</b>
4	1269	Milena KORBUT	POL	8 Aug 00	4	<b>2:08.45</b>
5	1249	Chaimae ISMAILI	MAR	29 Mar 00	9	<b>2:09.78</b>
6	1372	Vimbayi MAISVOREVA	ZIM	25 Jan 00	3	<b>2:12.79</b>
7	1244	Lena KIEFFER	LUX	26 Jul 01	8	<b>2:13.18</b>
8	1194	Sivan AUERBACH	ISR	2 Apr 00	2	<b>2:19.51</b>

INTERMEDIATE TIMES 400m 1130 Hirut MESHESHA 1:01.53

ALL-TIME OUTDOOR TOP LIST				SEASON OUTDOOR TOP LIST			
RESULT	NAME	VENUE	DATE	RESULT	NAME	VENUE	2017
1:57.18	Yuan WANG (CHN)	Beijing (NOCAS)	8 Sep 93	2:01.46	Keely SMALL (AUS)	Canberra (AISAT)	11 Mar
1:58.16	Na LIN (CHN)	Shanghai	22 Oct 97	2:01.46	Jackline WAMBUI (KEN)	Nairobi	16 Jul
1:59.51	Mary CAIN (USA)	Eugene (Hayward Field), OR	1 Jun 13	2:02.06	Lydia Jeruto LAGAT (KEN)	Nairobi	16 Jul
1:59.65	Marion HÜBNER (GDR)	Karl-Marx-Stadt	11 Aug 79	2:04.12	Netsanet DESTA (ETH)	Assela (Green Stadium)	16 Jun
1:59.75	Charlotte MOORE (GBR)	Manchester (City Stadium)	29 Jul 02	2:04.30	Delia SCLABAS (SUI)	Belfort	9 Jun
1:59.96	Birthe BRUHNS (GDR)	Leipzig	29 Jul 87	2:04.52	Anna BURT (GBR)	Manchester (Sportcity)	27 May
2:00.06	Elena Mirela LAVRIC (ROU)	icz (Zdzisław Krzyszkowiak)	11 Jul 08	2:04.63	Eloisa COIRO (ITA)	Trieste	1 Jul
2:00.49	Anita HINRIKSDÓTTIR (ISL)	Mannheim	30 Jun 13	2:04.64	María de L. CALDERÍN (CUB)	Habana (Estadio Panamericano)	17 Mar
2:00.90	Girdish NEGUSSIE (ETH)	Berlin	8 Jul 87	2:04.64	Isabelle BOFFEY (GBR)	Loughborough	21 May
2:00.96	Jessica JUDD (GBR)	Barcelona (Estadio Olímpico)	12 Jul 12	2:05.29	Hirut MESHESHA (ETH)	Assela (Green Stadium)	16 Jun

# RESULT PROGRESSION



## 800 Metres Girls - Final

RECORDS	RESULT	NAME	COUNTRY	AGE	VENUE	DATE
World U18 Best	<b>WU18B</b>	1:57.18 Yuan WANG	CHN	17	Beijing (NOCAS)	8 Sep 1993
Championship Record	<b>CR</b>	2:01.13 Aníta HINRIKSDÓTTIR	ISL	17	Donetsk	14 Jul 2013
World U18 Leading	<b>WU18L</b>	2:01.46 Keely SMALL	AUS	16	Canberra (AISAT)	11 Mar 2017

16 July 2017

RANK	BIB	NAME	COUNTRY	DATE of BIRTH	PHASE	HEAT	LANE	PLACE	RESULT	
1	1229	Jackline WAMBUI	KEN	8 Feb 00	Final	1	7	1	<b>2:01.46</b>	<b>WU18L</b>
					Semi-Final	2	5	9	<b>2:14.18 Q</b>	
					Round 1	3	2	1	<b>2:08.24 Q</b>	
2	1220	Lydia Jeruto LAGAT	KEN	23 Nov 00	Final	1	6	2	<b>2:02.06</b>	<b>PB</b>
					Semi-Final	1	4	1	<b>2:10.47 Q</b>	
					Round 1	1	4	3	<b>2:10.37 Q</b>	
3	1130	Hirut MESHESHA	ETH	20 Jan 01	Final	1	5	3	<b>2:06.32</b>	
					Semi-Final	2	6	10	<b>2:14.45 Q</b>	
					Round 1	3	3	2	<b>2:09.74 Q</b>	
4	1269	Milena KORBUT	POL	8 Aug 00	Final	1	4	4	<b>2:08.45</b>	
					Semi-Final	1	3	2	<b>2:11.31 Q</b>	
					Round 1	4	4	7	<b>2:11.67 Q</b>	
5	1249	Chaimae ISMAILI	MAR	29 Mar 00	Final	1	9	5	<b>2:09.78</b>	
					Semi-Final	2	3	11	<b>2:14.80 Q</b>	
					Round 1	1	6	12	<b>2:13.15 Q</b>	
6	1372	Vimbayi MAISOVOREVA	ZIM	25 Jan 00	Final	1	3	6	<b>2:12.79</b>	
					Semi-Final	1	7	4	<b>2:12.08 q</b>	
					Round 1	2	8	4	<b>2:11.09 Q</b>	<b>PB</b>
7	1244	Lena KIEFFER	LUX	26 Jul 01	Final	1	8	7	<b>2:13.18</b>	
					Semi-Final	1	5	3	<b>2:11.95 Q</b>	
					Round 1	2	7	5	<b>2:11.35 Q</b>	
8	1194	Sivan AUERBACH	ISR	2 Apr 00	Final	1	2	8	<b>2:19.51</b>	
					Semi-Final	1	2	5	<b>2:12.20 q</b>	
					Round 1	4	6	8	<b>2:11.97 Q</b>	<b>SB</b>

ALL-TIME OUTDOOR TOP LIST				SEASON OUTDOOR TOP LIST			
RESULT	NAME	VENUE	DATE	RESULT	NAME	VENUE	2017
1:57.18	Yuan WANG (CHN)	Beijing (NOCAS)	8 Sep 93	2:01.46	Keely SMALL (AUS)	Canberra (AISAT)	11 Mar
1:58.16	Na LIN (CHN)	Shanghai	22 Oct 97	2:01.46	Jackline WAMBUI (KEN)	Nairobi	16 Jul
1:59.51	Mary CAIN (USA)	Eugene (Hayward Field), OR	1 Jun 13	2:02.06	Lydia Jeruto LAGAT (KEN)	Nairobi	16 Jul
1:59.65	Marion HÜBNER (GDR)	Karl-Marx-Stadt	11 Aug 79	2:04.12	Netsanet DESTA (ETH)	Assela (Green Stadium)	16 Jun
1:59.75	Charlotte MOORE (GBR)	Manchester (City Stadium)	29 Jul 02	2:04.30	Delia SCLABAS (SUI)	Belfort	9 Jun
1:59.96	Birthe BRUHNS (GDR)	Leipzig	29 Jul 87	2:04.52	Anna BURT (GBR)	Manchester (Sportcity)	27 May
2:00.06	Elena Mirela LAVRIC (ROU)	szcz [Zdzisław Krzyszkowiak]	11 Jul 08	2:04.63	Eloisa COIRO (ITA)	Trieste	1 Jul
2:00.49	Aníta HINRIKSDÓTTIR (ISL)	Mannheim	30 Jun 13	2:04.64	María de L. CALDERÍN (CUB)	Habana (Estadio Panamericano)	17 Mar
2:00.90	Girdish NEGUSSIE (ETH)	Berlin	8 Jul 87	2:04.64	Isabelle BOFFEY (GBR)	Loughborough	21 May
2:00.96	Jessica JUDD (GBR)	Barcelona (Estadio Olímpico)	12 Jul 12	2:05.29	Hirut MESHESHA (ETH)	Assela (Green Stadium)	16 Jun

# SUMMARY



## 800 Metres Girls - Semi-Final

First 3 in each heat (Q) and the next 2 fastest (q) advance to the Final

RECORDS	RESULT	NAME	COUNTRY	AGE	VENUE	DATE
World U18 Best	<b>WU18B</b>	1:57.18 Yuan WANG	CHN	17	Beijing (NOCAS)	8 Sep 1993
Championship Record	<b>CR</b>	2:01.13 Aníta HINRIKSDÓTTIR	ISL	17	Donetsk	14 Jul 2013
World U18 Leading	<b>WU18L</b>	2:01.46 Keely SMALL	AUS	16	Canberra (AISAT)	11 Mar 2017

14 July 2017

RANK	PLACE	HEAT	LANE	BIB	NAME	COUNTRY	DATE of BIRTH	RESULT		
1	1	1	4	1220	Lydia Jeruto LAGAT	KEN	23 Nov 00	<b>2:10.47</b>	<b>Q</b>	
2	2	1	3	1269	Milena KORBUT	POL	8 Aug 00	<b>2:11.31</b>	<b>Q</b>	
3	3	1	5	1244	Lena KIEFFER	LUX	26 Jul 01	<b>2:11.95</b>	<b>Q</b>	
4	4	1	7	1372	Vimbayi MAISOVOREVA	ZIM	25 Jan 00	<b>2:12.08</b>	<b>q</b>	
5	5	1	2	1194	Sivan AUERBACH	ISR	2 Apr 00	<b>2:12.20</b>	<b>q</b>	
6	6	1	8	1344	Tugba TOPTAS	TUR	11 Jul 00	<b>2:12.39</b>		
7	7	1	1	1001	Relaksa DAUTI	ALB	2 Oct 01	<b>2:12.41</b>	<b>PB</b>	
8	8	1	6	1285	Andreea-Raissa HOJDA	ROU	14 Jul 01	<b>2:13.88</b>		
9	1	2	5	1229	Jackline WAMBUI	KEN	8 Feb 00	<b>2:14.18</b>	<b>Q</b>	
10	2	2	6	1130	Hirut MESHESHA	ETH	20 Jan 01	<b>2:14.45</b>	<b>Q</b>	
11	3	2	3	1249	Chaimae ISMAILI	MAR	29 Mar 00	<b>2:14.80</b>	<b>Q</b>	
12	4	2	8	1314	Klara LUKAN	SLO	8 Sep 00	<b>2:15.51</b>		
13	5	2	2	1238	Monika ŠALTENYTE	LTU	25 Nov 00	<b>2:15.85</b>		
14	6	2	7	1357	Kateryna KOVAL	UKR	9 Jul 00	<b>2:15.91</b>		
15	7	2	1	1018	Katarina LEMEZ	BIH	16 Jun 00	<b>2:17.68</b>		
			2	4	1079	María de L. CALDERÍN	CUB	14 May 00	<b>DQ</b>	163.3(a)

**NOTE** IAAF Rule 163.3(a) - Lane infringement

### ALL-TIME OUTDOOR TOP LIST

RESULT	NAME	VENUE	DATE
1:57.18	Yuan WANG (CHN)	Beijing (NOCAS)	8 Sep 93
1:58.16	Na LIN (CHN)	Shanghai	22 Oct 97
1:59.51	Mary CAIN (USA)	Eugene (Hayward Field), OR	1 Jun 13
1:59.65	Marion HÜBNER (GDR)	Karl-Marx-Stadt	11 Aug 79
1:59.75	Charlotte MOORE (GBR)	Manchester (City Stadium)	29 Jul 02
1:59.96	Birthe BRUHNS (GDR)	Leipzig	29 Jul 87
2:00.06	Elena Mirela LAVRIC (ROU)	szcz (Zdzislaw Krzyszkowiak)	11 Jul 08
2:00.49	Aníta HINRIKSDÓTTIR (ISL)	Mannheim	30 Jun 13
2:00.90	Girdish NEGUSSIE (ETH)	Berlin	8 Jul 87
2:00.96	Jessica JUDD (GBR)	Barcelona (Estadio Olímpico)	12 Jul 12

### SEASON OUTDOOR TOP LIST

RESULT	NAME	VENUE	2017
2:01.46	Keely SMALL (AUS)	Canberra (AISAT)	11 Mar
2:03.17	Lydia Jeruto LAGAT (KEN)	Nairobi (Nyayo Stadium)	10 Jun
2:04.12	Netsanet DESTA (ETH)	Assela (Green Stadium)	16 Jun
2:04.30	Delia SCLABAS (SUI)	Belfort	9 Jun
2:04.52	Anna BURT (GBR)	Manchester (Sportcity)	27 May
2:04.63	Eloisa COIRO (ITA)	Trieste	1 Jul
2:04.64	María de L. CALDERÍN (CUB)	Habana (Estadio Panamericano)	17 Mar
2:04.64	Isabelle BOFFEY (GBR)	Loughborough	21 May
2:05.29	Hirut MESHESHA (ETH)	Assela (Green Stadium)	16 Jun
2:05.70	Carley THOMAS (AUS)	Sydney (SOPAC)	29 Mar



# RESULTS



## 800 Metres Girls - Semi-Final

First 3 in each heat (Q) and the next 2 fastest (q) advance to the Final

RECORDS	RESULT	NAME	COUNTRY	AGE	VENUE	DATE
World U18 Best	<b>WU18B</b>	1:57.18 Yuan WANG	CHN	17	Beijing (NOCAS)	8 Sep 1993
Championship Record	<b>CR</b>	2:01.13 Anita HINRIKSDÓTTIR	ISL	17	Donetsk	14 Jul 2013
World U18 Leading	<b>WU18L</b>	2:01.46 Keely SMALL	AUS	16	Canberra (AISAT)	11 Mar 2017

### Heat 1

2

14 July 2017 17:10 START TIME

22° C TEMPERATURE 61 % HUMIDITY

PLACE	BIB	NAME	COUNTRY	DATE OF BIRTH	LANE	RESULT
1	1220	Lydia Jeruto LAGAT	KEN	23 Nov 00	4	2:10.47 Q
2	1269	Milena KORBUT	POL	8 Aug 00	3	2:11.31 Q
3	1244	Lena KIEFFER	LUX	26 Jul 01	5	2:11.95 Q
4	1372	Vimbayi MAISOVOREVA	ZIM	25 Jan 00	7	2:12.08 q
5	1194	Sivan AUERBACH	ISR	2 Apr 00	2	2:12.20 q
6	1344	Tugba TOPTAS	TUR	11 Jul 00	8	2:12.39
7	1001	Relaksa DAUTI	ALB	2 Oct 01	1	2:12.41 PB
8	1285	Andreea-Raissa HOJDA	ROU	14 Jul 01	6	2:13.88

INTERMEDIATE TIMES	400m	1220 Lydia Jeruto LAGAT	1:05.55
--------------------	------	-------------------------	---------

### Heat 2

2

14 July 2017 17:18 START TIME

22° C TEMPERATURE 61 % HUMIDITY

PLACE	BIB	NAME	COUNTRY	DATE OF BIRTH	LANE	RESULT
1	1229	Jackline WAMBUI	KEN	8 Feb 00	5	2:14.18 Q
2	1130	Hirut MESHESHA	ETH	20 Jan 01	6	2:14.45 Q
3	1249	Chaimae ISMAILI	MAR	29 Mar 00	3	2:14.80 Q
4	1314	Klara LUKAN	SLO	8 Sep 00	8	2:15.51
5	1238	Monika ŠALTENYTE	LTU	25 Nov 00	2	2:15.85
6	1357	Kateryna KOVAL	UKR	9 Jul 00	7	2:15.91
7	1018	Katarina LEMEZ	BIH	16 Jun 00	1	2:17.68
	1079	María de L. CALDERÍN	CUB	14 May 00	4	DQ 163.3(a)

**NOTE** IAAF Rule 163.3(a) - Lane infringement

INTERMEDIATE TIMES	400m	1229 Jackline WAMBUI	1:08.95
--------------------	------	----------------------	---------

### ALL-TIME OUTDOOR TOP LIST

RESULT	NAME	VENUE	DATE
1:57.18	Yuan WANG (CHN)	Beijing (NOCAS)	8 Sep 93
1:58.16	Na LIN (CHN)	Shanghai	22 Oct 97
1:59.51	Mary CAIN (USA)	Eugene (Hayward Field), OR	1 Jun 13
1:59.65	Marion HÜBNER (GDR)	Karl-Marx-Stadt	11 Aug 79
1:59.75	Charlotte MOORE (GBR)	Manchester (City Stadium)	29 Jul 02
1:59.96	Birthe BRUHNS (GDR)	Leipzig	29 Jul 87
2:00.06	Elena Mirela LAVRIC (ROU)	szcz [Zdzislaw Krzyszkowiak]	11 Jul 08
2:00.49	Anita HINRIKSDÓTTIR (ISL)	Mannheim	30 Jun 13
2:00.90	Girdish NEGUSSIE (ETH)	Berlin	8 Jul 87
2:00.96	Jessica JUDD (GBR)	Barcelona (Estadio Olímpico)	12 Jul 12

### SEASON OUTDOOR TOP LIST

RESULT	NAME	VENUE	2017
2:01.46	Keely SMALL (AUS)	Canberra (AISAT)	11 Mar
2:03.17	Lydia Jeruto LAGAT (KEN)	Nairobi (Nyayo Stadium)	10 Jun
2:04.12	Netsanet DESTA (ETH)	Assela (Green Stadium)	16 Jun
2:04.30	Delia SCLABAS (SUI)	Belfort	9 Jun
2:04.52	Anna BURT (GBR)	Manchester (Sportcity)	27 May
2:04.63	Eloisa COIRO (ITA)	Trieste	1 Jul
2:04.64	María de L. CALDERÍN (CUB)	Habana (Estadio Panamericano)	17 Mar
2:04.64	Isabelle BOFFEY (GBR)	Loughborough	21 May
2:05.29	Hirut MESHESHA (ETH)	Assela (Green Stadium)	16 Jun
2:05.70	Carley THOMAS (AUS)	Sydney (SOPAC)	29 Mar



# SUMMARY



## 800 Metres Girls - Round 1

First 3 in each heat (Q) and the next 4 fastest (q) advance to the Semi-Finals

**BIB 1280 DISQUALIFIED BY THE REFEREE**

RECORDS	RESULT	NAME	COUNTRY	AGE	VENUE	DATE
World U18 Best	<b>WU18B</b>	1:57.18 Yuan WANG	CHN	17	Beijing (NOCAS)	8 Sep 1993
Championship Record	<b>CR</b>	2:01.13 Anita HINRIKSDÓTTIR	ISL	17	Donetsk	14 Jul 2013
World U18 Leading	<b>WU18L</b>	2:01.46 Keely SMALL	AUS	16	Canberra (AISAT)	11 Mar 2017

13 July 2017

RANK	PLACE	HEAT	LANE	BIB	NAME	COUNTRY	DATE of BIRTH	RESULT	
1	1	3	2	1229	Jackline WAMBUI	KEN	8 Feb 00	<b>2:08.24</b>	<b>Q</b>
2	2	3	3	1130	Hirut MESHESHA	ETH	20 Jan 01	<b>2:09.74</b>	<b>Q</b>
3	1	1	4	1220	Lydia JERUTO	KEN	23 Nov 00	<b>2:10.37</b>	<b>Q</b>
4	1	2	8	1372	Vimbayi MAISOVOREVA	ZIM	25 Jan 00	<b>2:11.09</b>	<b>Q</b> <b>PB</b>
5	2	2	7	1244	Lena KIEFFER	LUX	26 Jul 01	<b>2:11.35</b>	<b>Q</b>
6	3	3	6	1314	Klara LUKAN	SLO	8 Sep 00	<b>2:11.66</b>	<b>Q</b>
7	1	4	4	1269	Milena KORBUT	POL	8 Aug 00	<b>2:11.67</b>	<b>Q</b>
8	2	4	6	1194	Sivan AUERBACH	ISR	2 Apr 00	<b>2:11.97</b>	<b>Q</b> <b>SB</b>
9	3	4	2	1079	María de L. CALDERÍN	CUB	14 May 00	<b>2:12.01</b>	<b>Q</b>
10	4	4	5	1357	Kateryna KOVAL	UKR	9 Jul 00	<b>2:12.58</b>	<b>q</b>
11	4	3	4	1001	Relaksa DAUTI	ALB	2 Oct 01	<b>2:13.01</b>	<b>q</b>
12	2	1	6	1249	Chaimae ISMAILI	MAR	29 Mar 00	<b>2:13.15</b>	<b>Q</b>
13	5	3	5	1344	Tugba TOPTAS	TUR	11 Jul 00	<b>2:13.50</b>	<b>q</b>
14	5	4	7	1238	Monika ŠALTENYTE	LTU	25 Nov 00	<b>2:13.84</b>	<b>q</b>
15	3	1	5	1285	Andreea-Raissa HOJDA	ROU	14 Jul 01	<b>2:14.42</b>	<b>Q</b>
16	6	4	3	1064	Jinlian TAN	CHN	15 Mar 00	<b>2:15.77</b>	
17	3	2	5	1018	Katarina LEMEZ	BIH	16 Jun 00	<b>2:16.83</b>	<b>Q</b>
18	4	1	8	1325	Louris DANOUN	SYR	23 Oct 01	<b>2:18.69</b>	
19	5	1	2	1373	Arage MUTOMBO	ZIM	1 Aug 00	<b>2:19.19</b>	
20	6	1	3	1342	Medine ÖKTE	TUR	4 Jun 00	<b>2:21.72</b>	
21	4	2	6	1011	Sunday Kamisa PETER	ART	1 Jan 00	<b>2:32.76</b>	<b>PB</b>
				2	1201	Cemore DONALD	JAM	14 Feb 01	<b>DNF</b>
				2	1124	Netsanet DESTA	ETH	26 Oct 00	<b>DQ</b> 163.3(a)
				2	1280	Adanelys RODRÍGUEZ	PUR	15 Aug 01	<b>DQ</b> 163.3(a)
				3	1187	Ankita CHAHAL	IND	7 Oct 00	<b>DQ</b> 163.3(a)
				1	1020	Aleksandra ROLJIC	BIH	16 Jan 01	<b>DQ</b> 163.3(a)

**NOTE** IAAF Rule 163.3(a) - Lane infringement

ALL-TIME OUTDOOR TOP LIST				SEASON OUTDOOR TOP LIST			
RESULT	NAME	VENUE	DATE	RESULT	NAME	VENUE	2017
1:57.18	Yuan WANG (CHN)	Beijing (NOCAS)	8 Sep 93	2:01.46	Keely SMALL (AUS)	Canberra (AISAT)	11 Mar
1:58.16	Na LIN (CHN)	Shanghai	22 Oct 97	2:03.17	Lydia JERUTO (KEN)	Nairobi (Nyayo Stadium)	10 Jun
1:59.51	Mary CAIN (USA)	Eugene (Hayward Field), OR	1 Jun 13	2:04.12	Netsanet DESTA (ETH)	Assela (Green Stadium)	16 Jun
1:59.65	Marion HÜBNER (GDR)	Karl-Marx-Stadt	11 Aug 79	2:04.30	Delia SCLABAS (SUI)	Belfort	9 Jun
1:59.75	Charlotte MOORE (GBR)	Manchester (City Stadium)	29 Jul 02	2:04.52	Anna BURT (GBR)	Manchester (Sportcity)	27 May
1:59.96	Birthe BRUHNS (GDR)	Leipzig	29 Jul 87	2:04.63	Eloisa COIRO (ITA)	Trieste	1 Jul
2:00.06	Elena Mirela LAVRIC (ROU)	szcz [Zdzislaw Krzyszkowiak]	11 Jul 08	2:04.64	María de L. CALDERÍN (CUB)	Habana (Estadio Panamericano)	17 Mar
2:00.49	Anita HINRIKSDÓTTIR (ISL)	Mannheim	30 Jun 13	2:04.64	Isabelle BOFFEY (GBR)	Loughborough	21 May
2:00.90	Girdish NEGUSSIE (ETH)	Berlin	8 Jul 87	2:05.29	Hirut MESHESHA (ETH)	Assela (Green Stadium)	16 Jun
2:00.96	Jessica JUDD (GBR)	Barcelona (Estadio Olímpico)	12 Jul 12	2:05.70	Carley THOMAS (AUS)	Sydney (SOPAC)	29 Mar

# RESULTS



## 800 Metres Girls - Round 1

First 3 in each heat (Q) and the next 4 fastest (q) advance to the Semi-Finals

**BIB 1280 DISQUALIFIED BY THE REFEREE**

RECORDS	RESULT	NAME	COUNTRY	AGE	VENUE	DATE
World U18 Best	<b>WU18B</b>	1:57.18	Yuan WANG	CHN	17	Beijing (NOCAS) 8 Sep 1993
Championship Record	<b>CR</b>	2:01.13	Anita HINRIKSDÓTTIR	ISL	17	Donetsk 14 Jul 2013
World U18 Leading	<b>WU18L</b>	2:01.46	Keely SMALL	AUS	16	Canberra (AISAT) 11 Mar 2017

### Heat 1

4

13 July 2017 11:04 START TIME

17° C TEMPERATURE 88 % HUMIDITY

PLACE	BIB	NAME	COUNTRY	DATE OF BIRTH	LANE	RESULT
1	1220	Lydia JERUTO	KEN	23 Nov 00	4	2:10.37 Q
2	1249	Chaimae ISMAILI	MAR	29 Mar 00	6	2:13.15 Q
3	1285	Andreea-Raissa HOJDA	ROU	14 Jul 01	5	2:14.42 Q
4	1325	Louris DANOUN	SYR	23 Oct 01	8	2:18.69
5	1373	Arage MUTOMBO	ZIM	1 Aug 00	2	2:19.19
6	1342	Medine ÖKTE	TUR	4 Jun 00	3	2:21.72
	1020	Aleksandra ROLJIC	BIH	16 Jan 01	7	DQ 163.3(a)

NOTE IAAF Rule 163.3(a) - Lane infringement

INTERMEDIATE TIMES 400m 1220 Lydia JERUTO 1:05.65

### Heat 2

4

13 July 2017 11:13 START TIME

17° C TEMPERATURE 88 % HUMIDITY

PLACE	BIB	NAME	COUNTRY	DATE OF BIRTH	LANE	RESULT
1	1372	Vimbayi MAISOVOREVA	ZIM	25 Jan 00	8	2:11.09 Q PB
2	1244	Lena KIEFFER	LUX	26 Jul 01	7	2:11.35 Q
3	1018	Katarina LEMEZ	BIH	16 Jun 00	5	2:16.83 Q
4	1011	Sunday Kamisa PETER	ART	1 Jan 00	6	2:32.76 PB
	1201	Cemore DONALD	JAM	14 Feb 01	3	DNF
	1124	Netsanet DESTA	ETH	26 Oct 00	4	DQ 163.3(a)
	1280	Adanelys RODRÍGUEZ	PUR	15 Aug 01	2	DQ 163.3(a)

NOTE IAAF Rule 163.3(a) - Lane infringement

INTERMEDIATE TIMES 400m 1280 Adanelys RODRÍGUEZ 1:01.52

### Heat 3

4

13 July 2017 11:20 START TIME

17° C TEMPERATURE 88 % HUMIDITY

PLACE	BIB	NAME	COUNTRY	DATE OF BIRTH	LANE	RESULT
1	1229	Jackline WAMBUI	KEN	8 Feb 00	2	2:08.24 Q
2	1130	Hirut MESHESHA	ETH	20 Jan 01	3	2:09.74 Q
3	1314	Klara LUKAN	SLO	8 Sep 00	6	2:11.66 Q
4	1001	Relaksa DAUTI	ALB	2 Oct 01	4	2:13.01 q
5	1344	Tugba TOPTAS	TUR	11 Jul 00	5	2:13.50 q
	1187	Ankita CHAHAL	IND	7 Oct 00	7	DQ 163.3(a)

NOTE IAAF Rule 163.3(a) - Lane infringement

INTERMEDIATE TIMES 400m 1130 Hirut MESHESHA 1:04.61

### Heat 4

4

13 July 2017 11:28 START TIME

17° C TEMPERATURE 88 % HUMIDITY

PLACE	BIB	NAME	COUNTRY	DATE OF BIRTH	LANE	RESULT
1	1269	Milena KORBUT	POL	8 Aug 00	4	2:11.67 Q
2	1194	Sivan AUERBACH	ISR	2 Apr 00	6	2:11.97 Q SB
3	1079	María de L. CALDERÍN	CUB	14 May 00	2	2:12.01 Q
4	1357	Kateryna KOVAL	UKR	9 Jul 00	5	2:12.58 q
5	1238	Monika ŠALTENYTE	LTU	25 Nov 00	7	2:13.84 q
6	1064	Jinlian TAN	CHN	15 Mar 00	3	2:15.77

INTERMEDIATE TIMES 400m 1064 Jinlian TAN 1:01.54

**RESULTS**  
**800 Metres Girls - Round 1**

ALL-TIME OUTDOOR TOP LIST				SEASON OUTDOOR TOP LIST			
RESULT	NAME	VENUE	DATE	RESULT	NAME	VENUE	2017
1:57.18	Yuan WANG (CHN)	Beijing (NOCAS)	8 Sep 93	2:01.46	Keely SMALL (AUS)	Canberra (AISAT)	11 Mar
1:58.16	Na LIN (CHN)	Shanghai	22 Oct 97	2:03.17	Lydia JERUTO (KEN)	Nairobi (Nyayo Stadium)	10 Jun
1:59.51	Mary CAIN (USA)	Eugene (Hayward Field), OR	1 Jun 13	2:04.12	Netsanet DESTA (ETH)	Assela (Green Stadium)	16 Jun
1:59.65	Marion HÜBNER (GDR)	Karl-Marx-Stadt	11 Aug 79	2:04.30	Delia SCLABAS (SUI)	Belfort	9 Jun
1:59.75	Charlotte MOORE (GBR)	Manchester (City Stadium)	29 Jul 02	2:04.52	Anna BURT (GBR)	Manchester (Sportcity)	27 May
1:59.96	Birthe BRUHNS (GDR)	Leipzig	29 Jul 87	2:04.63	Eloisa COIRO (ITA)	Trieste	1 Jul
2:00.06	Elena Mirela LAVRIC (ROU)	szcz (Zdzislaw Krzyszkowiak)	11 Jul 08	2:04.64	María de L. CALDERÍN (CUB)	Habana (Estadio Panamericano)	17 Mar
2:00.49	Anita HINRIKSDÓTTIR (ISL)	Mannheim	30 Jun 13	2:04.64	Isabelle BOFFEY (GBR)	Loughborough	21 May
2:00.90	Girdish NEGUSSIE (ETH)	Berlin	8 Jul 87	2:05.29	Hirut MESHESHA (ETH)	Assela (Green Stadium)	16 Jun
2:00.96	Jessica JUDD (GBR)	Barcelona (Estadio Olímpico)	12 Jul 12	2:05.70	Carley THOMAS (AUS)	Sydney (SOPAC)	29 Mar

# RESULTS



## 1500 Metres Girls - Final

RECORDS	RESULT NAME	COUNTRY	AGE	VENUE	DATE
World U18 Best <b>WU18B</b>	<b>3:54.52</b> Ling ZHANG	CHN	16	Shanghai	18 Oct 1997
Championship Record <b>CR</b>	<b>4:09.48</b> Faith Chepngetich KIPYEGON	KEN	17	Lille	9 Jul 2011
World U18 Leading <b>WU18L</b>	<b>4:11.14</b> Biri ABERA	ETH	17	Hérouville-St-Clair	15 Jun 2017

15 July 2017 18:35 START TIME 21° C 56 %  
TEMPERATURE HUMIDITY

PLACE	BIB	NAME	COUNTRY	DATE OF BIRTH	ORDER	RESULT
1	1126	Lemlem HAILU	ETH	25 May 01	6	<b>4:20.80</b>
2	1125	Sindu GIRMA	ETH	12 Apr 01	8	<b>4:22.14</b>
3	1218	Edina JEBITOK	KEN	10 Nov 01	9	<b>4:23.16</b>
4	1226	Rachel NZANGI	KEN	10 Oct 00	13	<b>4:24.70</b>
5	1297	Nicole LOUW	RSA	26 Jul 01	10	<b>4:33.40</b>
6	1045	Lilyana GEORGIEVA	BUL	20 Jul 00	11	<b>4:33.58</b>
7	1301	Lyndi ROELOFSE	RSA	30 Apr 01	3	<b>4:36.34</b>
8	1247	Yasmine BIDEKAN	MAR	10 Jul 01	1	<b>4:37.67</b>
9	1287	Angela Veronica OLENICI	ROU	24 Sep 00	2	<b>4:40.69</b>
10	1111	Nyat TEFAY	ERI	30 Dec 00	4	<b>4:42.54</b>
11	1069	Guiping ZHANG	CHN	2 Apr 01	7	<b>4:47.51</b>
12	1051	Ting ZENG	CHN	9 Mar 01	12	<b>5:01.92</b>
13	1324	Khanyisile HLATSHWAKO	SWZ	18 Aug 01	5	<b>5:05.36</b> <b>PB</b>

INTERMEDIATE TIMES	400m	1297 Nicole LOUW	1:13.21
	800m	1301 Lyndi ROELOFSE	2:26.43
	1200m	1218 Edina JEBITOK	3:35.69

ALL-TIME OUTDOOR TOP LIST				SEASON OUTDOOR TOP LIST			
RESULT	NAME	VENUE	DATE	RESULT	NAME	VENUE	2017
3:54.52	Ling ZHANG (CHN)	Shanghai	18 Oct 97	4:11.14	Biri ABERA (ETH)	Hérouville-St-Clair	15 Jun
3:59.81	Yuan WANG (CHN)	Beijing (NOCAS)	11 Sep 93	4:12.00	Delia SCLABAS (SUI)	Lausanne (Pontaise)	6 Jul
4:02.83	Gudaf TSEGAY (ETH)	Beijing	21 May 14	4:15.61	Ella MCNIVEN (GBR)	Watford	24 Jun
4:04.62	Mary CAIN (USA)	Los Angeles (OC), CA	17 May 13	4:16.80	Martha MOKAYA (KEN)	Fukuoka (Hakatanomori)	15 Jun
4:04.84	Jinqnan LI (CHN)	Paris Saint-Denis	23 Jun 00	4:16.9	Edina JEBITOK (KEN)	Nairobi (Nyayo Stadium)	14 Jun
4:05.84	Fantu WORKU (ETH)	Durban (Kings Park)	24 Jun 16	4:17.21	Camilla ZIESLER (NOR)	Oordegem-Lede	27 May
4:06.02	Ana PADUREANU (ROU)	Pitesti	28 Jun 86	4:17.3	Rachel NZANGI (KEN)	Nairobi (Nyayo Stadium)	14 Jun
4:06.06	Senbere TEFERI (ETH)	Rovereto (Stadio Quercia)	4 Sep 12	4:18.51	Katelyn TUOHY (USA)	Endicott, NY	10 Jun
4:06.20	Abebech NEGUSSIE (ETH)	Oslo (Bislett)	28 Jul 00	4:18.54	Keely SMALL (AUS)	Sydney (SOPAC)	4 Feb
4:06.71	Glenda REISER (CAN)	München (Olympiastadion)	4 Sep 72	4:18.73	Katrina ROBINSON (AUS)	Sydney (SOPAC)	4 Feb



# RACE ANALYSIS



## 1500 Metres Girls - Final

15 July 2017 18:35 START TIME 21° C TEMPERATURE 56 % HUMIDITY

PLACE	BIB	NAME	COUNTRY	DATE of BIRTH	RESULT
		<b>400m</b>			
		<b>800m</b>			
		<b>1200m</b>			
<b>1</b>	1126	<b>Lemlem HAILU</b>	ETH	25 May 01	<b>4:20.80</b>
		1:13.53 (6)			
		2:26.93 (5)			
		3:35.80 (2)			
		1:13.40 (4)			45.00 (1)
<b>2</b>	1125	<b>Sindu GIRMA</b>	ETH	12 Apr 01	<b>4:22.14</b>
		1:13.61 (8)			
		2:26.89 (4)			
		3:36.14 (3)			
		1:13.28 (2)			46.00 (2)
<b>3</b>	1218	<b>Edina JEBITOK</b>	KEN	10 Nov 01	<b>4:23.16</b>
		1:13.37 (3)			
		2:26.70 (3)			
		<b>3:35.69 (1)</b>			
		1:13.33 (3)			47.47 (3)
<b>4</b>	1226	<b>Rachel NZANGI</b>	KEN	10 Oct 00	<b>4:24.70</b>
		1:13.60 (7)			
		2:27.05 (6)			
		3:36.38 (4)			
		1:13.45 (6)			48.32 (4)
<b>5</b>	1297	<b>Nicole LOUW</b>	RSA	26 Jul 01	<b>4:33.40</b>
		<b>1:13.21 (1)</b>			
		2:26.62 (2)			
		3:37.35 (6)			
		1:13.41 (5)			56.05 (6)
<b>6</b>	1045	<b>Lilyana GEORGIEVA</b>	BUL	20 Jul 00	<b>4:33.58</b>
		1:13.43 (5)			
		2:27.16 (8)			
		3:36.99 (5)			
		1:13.73 (7)			56.59 (7)
<b>7</b>	1301	<b>Lyndi ROELOFSE</b>	RSA	30 Apr 01	<b>4:36.34</b>
		1:13.85 (12)			
		<b>2:26.43 (1)</b>			
		3:39.62 (8)			
		1:12.58 (1)			56.72 (8)
<b>8</b>	1247	<b>Yasmine BIDEKAN</b>	MAR	10 Jul 01	<b>4:37.67</b>
		1:13.40 (4)			
		2:27.13 (7)			
		3:37.89 (7)			
		1:13.73 (7)			59.78 (10)
<b>9</b>	1287	<b>Angela Veronica OLENICI</b>	ROU	24 Sep 00	<b>4:40.69</b>
		1:14.21 (13)			
		2:30.35 (13)			
		3:46.44 (10)			
		1:16.14 (13)			54.25 (5)
<b>10</b>	1111	<b>Nyat TEFAY</b>	ERI	30 Dec 00	<b>4:42.54</b>
		1:13.63 (9)			
		2:27.60 (9)			
		3:40.89 (9)			
		1:13.97 (9)			1:01.65 (11)
<b>11</b>	1069	<b>Guiping ZHANG</b>	CHN	2 Apr 01	<b>4:47.51</b>
		1:13.83 (11)			
		2:28.13 (10)			
		3:48.04 (11)			
		1:14.30 (10)			59.47 (9)
<b>12</b>	1051	<b>Ting ZENG</b>	CHN	9 Mar 01	<b>5:01.92</b>
		1:13.63 (10)			
		2:29.61 (12)			
		3:56.30 (12)			
		1:15.98 (12)			1:05.62 (12)
<b>13</b>	1324	<b>Khanyisile HLATSHWAKO</b>	SWZ	18 Aug 01	<b>5:05.36</b> <span style="border: 1px solid black; padding: 0 2px;">PB</span>
		1:13.25 (2)			
		2:28.83 (11)			
		3:56.72 (13)			
		1:15.58 (11)			1:08.64 (13)



# RESULT PROGRESSION



## 1500 Metres Girls - Final

RECORDS	RESULT	NAME	COUNTRY	AGE	VENUE	DATE	
World U18 Best	<b>WU18B</b>	3:54.52	Ling ZHANG	CHN	16	Shanghai	18 Oct 1997
Championship Record	<b>CR</b>	4:09.48	Faith Chepngetich KIPYEGON	KEN	17	Lille	9 Jul 2011
World U18 Leading	<b>WU18L</b>	4:11.14	Biri ABERA	ETH	17	Hérouville-St-Clair	15 Jun 2017

15 July 2017

RANK	BIB	NAME	COUNTRY	DATE of BIRTH	PHASE	HEAT	PLACE	RESULT
1	1126	Lemlem HAILU	ETH	25 May 01	Final	1	1	<b>4:20.80</b>
2	1125	Sindu GIRMA	ETH	12 Apr 01	Final	1	2	<b>4:22.14</b>
3	1218	Edina JEBITOK	KEN	10 Nov 01	Final	1	3	<b>4:23.16</b>
4	1226	Rachel NZANGI	KEN	10 Oct 00	Final	1	4	<b>4:24.70</b>
5	1297	Nicole LOUW	RSA	26 Jul 01	Final	1	5	<b>4:33.40</b>
6	1045	Lilyana GEORGIEVA	BUL	20 Jul 00	Final	1	6	<b>4:33.58</b>
7	1301	Lyndi ROELOFSE	RSA	30 Apr 01	Final	1	7	<b>4:36.34</b>
8	1247	Yasmine BIDEKAN	MAR	10 Jul 01	Final	1	8	<b>4:37.67</b>
9	1287	Angela Veronica OLENICI	ROU	24 Sep 00	Final	1	9	<b>4:40.69</b>
10	1111	Nyat TESFAY	ERI	30 Dec 00	Final	1	10	<b>4:42.54</b>
11	1069	Guiping ZHANG	CHN	2 Apr 01	Final	1	11	<b>4:47.51</b>
12	1051	Ting ZENG	CHN	9 Mar 01	Final	1	12	<b>5:01.92</b>
13	1324	Khanyisile HLATSHWAKO	SWZ	18 Aug 01	Final	1	13	<b>5:05.36</b> <b>PB</b>

ALL-TIME OUTDOOR TOP LIST				SEASON OUTDOOR TOP LIST			
RESULT	NAME	VENUE	DATE	RESULT	NAME	VENUE	2017
3:54.52	Ling ZHANG (CHN)	Shanghai	18 Oct 97	4:11.14	Biri ABERA (ETH)	Hérouville-St-Clair	15 Jun
3:59.81	Yuan WANG (CHN)	Beijing (NOCAS)	11 Sep 93	4:12.00	Delia SCLABAS (SUI)	Lausanne (Pontaise)	6 Jul
4:02.83	Gudaf TSEGAY (ETH)	Beijing	21 May 14	4:15.61	Ella MCNIVEN (GBR)	Watford	24 Jun
4:04.62	Mary CAIN (USA)	Los Angeles (OC), CA	17 May 13	4:16.80	Martha MOKAYA (KEN)	Fukuoka (Hakatanomori)	15 Jun
4:04.84	Jinqnan LI (CHN)	Paris Saint-Denis	23 Jun 00	4:16.9	Edina JEBITOK (KEN)	Nairobi (Nyayo Stadium)	14 Jun
4:05.84	Fantu WORKU (ETH)	Durban (Kings Park)	24 Jun 16	4:17.21	Camilla ZIESLER (NOR)	Oordegem-Lede	27 May
4:06.02	Ana PADUREANU (ROU)	Pitesti	28 Jun 86	4:17.3	Rachel NZANGI (KEN)	Nairobi (Nyayo Stadium)	14 Jun
4:06.06	Senbere TEFERI (ETH)	Rovereto (Stadio Quercia)	4 Sep 12	4:18.51	Katelyn TUOHY (USA)	Endicott, NY	10 Jun
4:06.20	Abebech NEGUSSIE (ETH)	Oslo (Bislett)	28 Jul 00	4:18.54	Keely SMALL (AUS)	Sydney (SOPAC)	4 Feb
4:06.71	Glenda REISER (CAN)	München (Olympiastadion)	4 Sep 72	4:18.73	Katrina ROBINSON (AUS)	Sydney (SOPAC)	4 Feb



# RESULTS



## 3000 Metres Girls - Final

RECORDS	RESULT	NAME	COUNTRY	AGE	VENUE	DATE
World U18 Best	<b>WU18B</b>	8:36.45 Ningning MA	CHN	17	Jinan	6 Jun 1993
Championship Record	<b>CR</b>	8:53.94 Mercy CHERONO	KEN	16	Ostrava	11 Jul 2007
World U18 Leading	<b>WU18L</b>	9:01.52 Martha MOKAYA	KEN	17	Fukuoka (Hakatanomori)	18 Jun 2017

12 July 2017 19:40 START TIME 20° C TEMPERATURE 70 % HUMIDITY

PLACE	BIB	NAME	COUNTRY	DATE of BIRTH	ORDER	RESULT
1	1131	Abersh MINSEWO	ETH	22 Feb 01	9	9:24.62
2	1214	Emmaculate CHEPKIRUI	KEN	3 Aug 00	10	9:24.69
3	1129	Yitayish MEKONENE	ETH	17 Mar 00	5	9:28.46
4	1211	Beatrice CHEBET	KEN	5 Mar 00	3	9:33.26
5	1348	Sarah CHELANGAT	UGA	5 Jun 01	8	9:40.18
6	1347	Esther Yeko CHEKWEMOI	UGA	11 May 01	11	9:40.21
7	1137	Claire CARRERE	FRA	10 Apr 00	6	10:00.69
8	1142	Berenice FULCHIRON	FRA	17 Feb 00	12	10:02.05
9	1016	Micheline NIYOMAHORO	BDI	1 Apr 01	1	10:02.33
10	1098	Sophie SØEFELDT	DEN	4 Apr 00	2	10:04.93
11	1246	Souhaila BAHTAR	MAR	5 Jun 00	13	10:20.33
12	1298	Dipuo MASHISHI	RSA	2 Oct 01	4	11:06.60
13	1017	Téna TCHAMMOU	BEN	30 Jun 00	7	12:13.63 <span style="border: 1px solid black; padding: 0 2px;">PB</span>
	1251	Mercy MALEMBO	MAW	18 Dec 00	14	DNS

INTERMEDIATE TIMES	1000m	1211 Beatrice CHEBET	3:23.16
	2000m	1129 Yitayish MEKONENE	6:34.74

ALL-TIME OUTDOOR TOP LIST				SEASON OUTDOOR TOP LIST			
RESULT	NAME	VENUE	DATE	RESULT	NAME	VENUE	2017
8:36.45	Ninaning MA (CHN)	Jinan	6 Jun 93	9:01.52	Martha MOKAYA (KEN)	Fukuoka (Hakatanomori)	18 Jun
8:39.00	Zola PIETERSE (RSA)	Durban	2 Apr 83	9:05.7	Emmaculate CHEPKIRUI (KEN)	Nairobi (Nyayo Stadium)	14 Jun
8:41.76	Bevenu DEGEFA (ETH)	Bydgoszcz (Stadion Zawisza)	20 Jul 16	9:07.0	Beatrice CHEBET (KEN)	Nairobi (Nyayo Stadium)	14 Jun
8:41.86	Tirunesh DIBABA (ETH)	Bruxelles	30 Aug 02	9:07.55	Shuri OGASAWARA (JPN)	Yokohama (NSSU)	22 Apr
8:44.53	Sally BARSOSIO (KEN)	Zürich	16 Aug 95	9:09.33	Delia SCLABAS (SUI)	Vaasa	24 Jun
8:44.54	Purity Cherotich RIONORIPO (KEN)	Rieti (Guidobaldi)	29 Aug 10	9:09.50	Hikari ONISHI (JPN)	Kyoto (Nishikyogoku)	18 Jun
8:48.28	Gabriela SZABO (ROU)	Seoul (Olympic Stadium)	20 Sep 92	9:11.78	Tomomi Musembi TAKAMATSU (JPN)	Kyoto (Nishikyogoku)	18 Jun
8:48.30	Sentavehu EJIGU (ETH)	Zürich	16 Aug 02	9:12.93	Yumi FUJINAKA (JPN)	Nagoya (Mizuho)	18 Jun
8:48.93	Gelete BURKA (ETH)	Paris Saint-Denis	4 Jul 03	9:14.36	Yuna ARAI (JPN)	Kyoto (Nishikyogoku)	18 Jun
8:51.22	Annemari SANDELL-HYRVÄRINEN (FIN)	an Sebastián	1 Aug 93	9:14.67	Montanna MCAVOY (AUS)	Sydney (SOPAC)	29 Mar





# RACE ANALYSIS

## 3000 Metres Girls - Final



12 July 2017 19:40 START TIME

20° C TEMPERATURE 70 % HUMIDITY

PLACE	BIB	NAME	COUNTRY	DATE of BIRTH	RESULT
		<b>1000m</b>			
		<b>2000m</b>			
<b>1</b>	1131	<b>Abersh MINSEWO</b>	ETH	22 Feb 01	<b>9:24.62</b>
		3:23.40 (4)			6:35.17 (5) 3:11.77 (4) 2:49.45 (1)
<b>2</b>	1214	<b>Emmaculate CHEPKIRUI</b>	KEN	3 Aug 00	<b>9:24.69</b>
		3:23.58 (7)			6:34.97 (3) 3:11.39 (1) 2:49.72 (2)
<b>3</b>	1129	<b>Yitayish MEKONENE</b>	ETH	17 Mar 00	<b>9:28.46</b>
		3:23.18 (2)			<b>6:34.74</b> (1) 3:11.56 (2) 2:53.72 (3)
<b>4</b>	1211	<b>Beatrice CHEBET</b>	KEN	5 Mar 00	<b>9:33.26</b>
		<b>3:23.16</b> (1)			6:34.97 (3) 3:11.81 (5) 2:58.29 (4)
<b>5</b>	1348	<b>Sarah CHELANGAT</b>	UGA	5 Jun 01	<b>9:40.18</b>
		3:23.89 (11)			6:35.76 (6) 3:11.87 (6) 3:04.42 (5)
<b>6</b>	1347	<b>Esther Yeko CHEKWEMOI</b>	UGA	11 May 01	<b>9:40.21</b>
		3:23.36 (3)			6:34.92 (2) 3:11.56 (2) 3:05.29 (6)
<b>7</b>	1137	<b>Claire CARRERE</b>	FRA	10 Apr 00	<b>10:00.69</b>
		3:23.94 (12)			6:41.87 (10) 3:17.93 (9) 3:18.82 (7)
<b>8</b>	1142	<b>Berenice FULCHIRON</b>	FRA	17 Feb 00	<b>10:02.05</b>
		3:23.54 (6)			6:39.34 (8) 3:15.80 (8) 3:22.71 (8)
<b>9</b>	1016	<b>Micheline NIYOMAHORO</b>	BDI	1 Apr 01	<b>10:02.33</b>
		3:23.45 (5)			6:39.06 (7) 3:15.61 (7) 3:23.27 (10)
<b>10</b>	1098	<b>Sophie SØEFELDT</b>	DEN	4 Apr 00	<b>10:04.93</b>
		3:23.71 (10)			6:41.81 (9) 3:18.10 (10) 3:23.12 (9)
<b>11</b>	1246	<b>Souhaila BAHTAR</b>	MAR	5 Jun 00	<b>10:20.33</b>
		3:23.60 (8)			6:44.12 (11) 3:20.52 (11) 3:36.21 (11)
<b>12</b>	1298	<b>Dipuo MASHISHI</b>	RSA	2 Oct 01	<b>11:06.60</b>
		3:23.67 (9)			6:48.58 (12) 3:24.91 (12) 4:18.02 (12)
<b>13</b>	1017	<b>Téna TCHAMMOU</b>	BEN	30 Jun 00	<b>12:13.63</b> <span style="border: 1px solid black; padding: 0 2px;">PB</span>
		3:25.18 (13)			7:42.91 (13) 4:17.73 (13) 4:30.72 (13)
	1251	<b>Mercy MALEMBO</b>	MAW	18 Dec 00	<b>DNS</b>

# RESULTS



## 2000 Metres Steeplechase Girls - Final

RECORDS	RESULT	NAME	COUNTRY	AGE	VENUE	DATE
World U18 Best	<b>WU18B</b>	6:11.83	Korahubsh ITAA	ETH	17	Bressanone 10 Jul 2009
Championship Record	<b>CR</b>	6:11.83	Korahubsh ITAA	ETH	17	Bressanone 10 Jul 2009
World U18 Leading	<b>WU18L</b>	6:24.80	Caren CHEBET	KEN	17	Nairobi 14 Jul 2017

14 July 2017 18:33 START TIME 22° C TEMPERATURE 57 % HUMIDITY

PLACE	BIB	NAME	COUNTRY	DATE OF BIRTH	ORDER	RESULT
1	1212	Caren CHEBET	KEN	24 May 00	8	6:24.80 <b>WU18L</b>
2	1215	Mercy CHEPKURUI	KEN	16 Sep 00	11	6:26.10 <b>PB</b>
3	1133	Etalemahu SINTAYEHU	ETH	23 Feb 01	12	6:35.79
4	1096	Anna Mark HELWIGH	DEN	12 Mar 00	5	6:47.69
5	1273	Klaudia PAWLUS	POL	7 Oct 00	16	6:47.87
6	1296	Shanley KOEKEMOER	RSA	10 Jan 00	13	6:54.27
7	1312	Karin GOŠEK	SLO	1 Nov 00	7	7:00.43
8	1161	Josina PAPENFUß	GER	24 Sep 00	10	7:00.45
9	1339	Yonca KUTLUK	TUR	15 Aug 00	15	7:02.20
10	1293	Daniela VASILE	ROU	31 Jan 01	1	7:06.54
11	1148	Emilie RENAUD	FRA	3 Aug 00	2	7:08.08
12	1268	Wiktorija KLEBOWSKA	POL	20 Jan 00	4	7:13.34
13	1289	Georgiana Cosmina SPIRIDON	ROU	14 Mar 01	17	7:28.76
14	1321	Bimashi A. H. HERATH MUDIYANSELA	SRI	26 Sep 01	3	8:09.23
	1245	Houda AHTEOU	MAR	18 Jan 00	6	DQ 163.3(b)
	1122	Meswat ASMARE	ETH	23 Feb 01	9	DQ 163.3(b)
	1264	Verónica HILARIO	PER	27 Feb 01	14	DQ 169.7(a)

**NOTE** IAAF Rule 163.3(b) - Infringement of the inside border  
IAAF Rule 169.7(a) - Stepping beside the water jump

**INTERMEDIATE TIMES** 1000m 1215 Mercy CHEPKURUI 3:14.80

ALL-TIME OUTDOOR TOP LIST				SEASON OUTDOOR TOP LIST			
RESULT	NAME	VENUE	DATE	RESULT	NAME	VENUE	2017
6:11.83	Korahubsh ITAA (ETH)	Bressanone	10 Jul 09	6:24.80	Caren CHEBET (KEN)	Nairobi	14 Jul
6:11.90	Lucia Kamene MUANGI (KEN)	Bressanone	10 Jul 09	6:26.10	Mercy CHEPKURUI (KEN)	Nairobi	14 Jul
6:12.0	Rosefine CHEPNGETICH (KEN)	Nairobi	11 Jun 13	6:30.84	Etalemahu SINTAYEHU (ETH)	Assela (Green Stadium)	15 Jun
6:15.12	Daisy JEPKEMEI (KEN)	Donetsk	14 Jul 13	6:32.38	Hannah O'CONNOR (NZL)	Inglewood, NZL	8 Mar
6:16.19	Sandrafelis Chebet TUEI (KEN)	Nairobi (Nyayo Stadium)	17 Jun 15	6:32.4	Betty Chepkemoi KIBET (KEN)	Eldoret (Kipchoge Keino)	26 May
6:16.41	Norah Jeruto TANUI (KEN)	Lille	10 Jul 11	6:33.35	Beteliem MULAT (ETH)	Assela (Green Stadium)	15 Jun
6:16.83	Halima HASSEN (ETH)	Bressanone	10 Jul 09	6:33.35	Anna Mark HELWIGH (DEN)	København (Østerbro)	17 Jun
6:17.15	Celliphine Chepteek CHESPOL (KEN)	ascual Guerrero	17 Jul 15	6:35.11	Charli MILLER (NZL)	Inglewood, NZL	9 Apr
6:17.33	Ruth JEBET (KEN)	Manama	29 Oct 13	6:35.34	Montanna MCAVOY (AUS)	Brisbane (UQ)	11 Feb
6:18.12	Ann GATHONI (KEN)	Berlin (Olympiastadion)	6 Sep 15	6:40.80	Klaudia PAWLUS (POL)	Bialogard	20 May

# RESULT PROGRESSION



## 2000 Metres Steeplechase Girls - Final

RECORDS	RESULT	NAME	COUNTRY	AGE	VENUE	DATE
World U18 Best	<b>WU18B</b>	6:11.83	Korahubsh ITAA	ETH	17	Bressanone 10 Jul 2009
Championship Record	<b>CR</b>	6:11.83	Korahubsh ITAA	ETH	17	Bressanone 10 Jul 2009
World U18 Leading	<b>WU18L</b>	6:24.80	Caren CHEBET	KEN	17	Nairobi 14 Jul 2017

14 July 2017

RANK	BIB	NAME	COUNTRY	DATE of BIRTH	PHASE	HEAT	PLACE	RESULT
1	1212	Caren CHEBET	KEN	24 May 00	Final	1	1	<b>6:24.80</b> <b>WU18L</b>
2	1215	Mercy CHEPKURUI	KEN	16 Sep 00	Final	1	2	<b>6:26.10</b> <b>PB</b>
3	1133	Etalemahu SINTAYEHU	ETH	23 Feb 01	Final	1	3	<b>6:35.79</b>
4	1096	Anna Mark HELWIGH	DEN	12 Mar 00	Final	1	4	<b>6:47.69</b>
5	1273	Klaudia PAWLUS	POL	7 Oct 00	Final	1	5	<b>6:47.87</b>
6	1296	Shanley KOEKEMOER	RSA	10 Jan 00	Final	1	6	<b>6:54.27</b>
7	1312	Karin GOŠEK	SLO	1 Nov 00	Final	1	7	<b>7:00.43</b>
8	1161	Josina PAPENFUß	GER	24 Sep 00	Final	1	8	<b>7:00.45</b>
9	1339	Yonca KUTLUK	TUR	15 Aug 00	Final	1	9	<b>7:02.20</b>
10	1293	Daniela VASILE	ROU	31 Jan 01	Final	1	10	<b>7:06.54</b>
11	1148	Emilie RENAUD	FRA	3 Aug 00	Final	1	11	<b>7:08.08</b>
12	1268	Wiktoria KLEBOWSKA	POL	20 Jan 00	Final	1	12	<b>7:13.34</b>
13	1289	Georgiana Cosmina SPIRIDON	ROU	14 Mar 01	Final	1	13	<b>7:28.76</b>
14	1321	Bimashi A. H. HERATH MUDIYANS	SRI	26 Sep 01	Final	1	14	<b>8:09.23</b>
	1122	Meswat ASMARE	ETH	23 Feb 01	Final	1		<b>DQ</b> 163.3(b)
	1245	Houda AHTEOU	MAR	18 Jan 00	Final	1		<b>DQ</b> 163.3(b)
	1264	Verónica HILARIO	PER	27 Feb 01	Final	1		<b>DQ</b> 169.7(a)

**NOTE** IAAF Rule 163.3(b) - Infringement of the inside border  
IAAF Rule 169.7(a) - Stepping beside the water jump

### ALL-TIME OUTDOOR TOP LIST

RESULT	NAME	VENUE	DATE
6:11.83	Korahubsh ITAA (ETH)	Bressanone	10 Jul 09
6:11.90	Lucia Kamene MUANGI (KEN)	Bressanone	10 Jul 09
6:12.0	Rosefine CHEPNGETICH (KEN)	Nairobi	11 Jun 13
6:15.12	Daisy JEPKEMEI (KEN)	Donetsk	14 Jul 13
6:16.19	Sandrafelis Chebet TUEI (KEN)	Nairobi (Nyayo Stadium)	17 Jun 15
6:16.41	Norah Jeruto TANUI (KEN)	Lille	10 Jul 11
6:16.83	Halima HASSEN (ETH)	Bressanone	10 Jul 09
6:17.15	Celliphine Chepteek CHESPOL (KEN)	ascual Guerrero)	17 Jul 15
6:17.33	Ruth JEBET (KEN)	Manama	29 Oct 13
6:18.12	Ann GATHONI (KEN)	Berlin (Olympiastadion)	6 Sep 15

### SEASON OUTDOOR TOP LIST

RESULT	NAME	VENUE	2017
6:24.80	Caren CHEBET (KEN)	Nairobi	14 Jul
6:26.10	Mercy CHEPKURUI (KEN)	Nairobi	14 Jul
6:30.84	Etalemahu SINTAYEHU (ETH)	Assela (Green Stadium)	15 Jun
6:32.38	Hannah O'CONNOR (NZL)	Inglewood, NZL	8 Mar
6:32.4	Betty Chepkemoi KIBET (KEN)	Eldoret (Kipchoge Keino)	26 May
6:33.35	Beteliem MULAT (ETH)	Assela (Green Stadium)	15 Jun
6:33.35	Anna Mark HELWIGH (DEN)	København (Østerbro)	17 Jun
6:35.11	Charli MILLER (NZL)	Inglewood, NZL	9 Apr
6:35.34	Montanna MCAVOY (AUS)	Brisbane (UQ)	11 Feb
6:40.80	Klaudia PAWLUS (POL)	Bialogard	20 May



# RESULTS



## 100m Hurdles (76.2cm) Girls - Final

RECORDS	RESULT	NAME	COUNTRY	AGE	VENUE	DATE
World U18 Best	<b>WU18B</b>	12.94 Yanique THOMPSON	JAM	17	Donetsk	11 Jul 2013
Championship Record	<b>CR</b>	12.94 Yanique THOMPSON	JAM	17	Donetsk	11 Jul 2013
World U18 Leading	<b>WU18L</b>	12.98 Cyrena SAMBA-MAYELA	FRA	17	Nairobi	15 Jul 2017

16 July 2017 16:52 START TIME

26° C TEMPERATURE 47 % HUMIDITY

+4.1m/s WIND

PLACE	BIB	NAME	COUNTRY	DATE of BIRTH	LANE	RESULT	REACTION	Fn
1	1196	Britany ANDERSON	JAM	3 Jan 01	5	12.72	0.216	
2	1149	Cyrena SAMBA-MAYELA	FRA	31 Oct 00	4	12.80	0.216	
3	1203	Daszay FREEMAN	JAM	25 Jan 00	3	13.09	0.224	
4	1367	Yoveini MOTA	VEN	20 Jun 00	8	13.28	0.186	
5	1140	Mathilde COQUILLAUD SALOMON	FRA	21 Nov 00	1	13.37	0.207	
6	1088	Markéta ŠTOLOVÁ	CZE	1 Oct 00	7	13.52	0.201	
7	1037	Micaela DE MELLO	BRA	7 Mar 00	2	13.76	0.190	
	1334	Seval AYAZ	TUR	25 Sep 00	6	DNF	0.202	

ALL-TIME OUTDOOR TOP LIST				SEASON OUTDOOR TOP LIST			
RESULT	NAME	VENUE	DATE	RESULT	NAME	VENUE	2017
12.94	Yanique THOMPSON (JAM)	Donetsk	11 Jul 13	12.98	Cyrena SAMBA-MAYELA (FRA)	Nairobi	15 Jul
12.95	Alexis DUNCAN (USA)	Cali (Pascual Guerrero)	16 Jul 15	13.04	Britany ANDERSON (JAM)	Kingston (NS), JAM	31 Mar
12.98	Cyrena SAMBA-MAYELA (FRA)	Nairobi	15 Jul 17	13.07	Daszay FREEMAN (JAM)	Nairobi	15 Jul
13.01	Dior HALL (USA)	Donetsk	11 Jul 13	13.18	Yoveini MOTA (VEN)	Nairobi	15 Jul
13.04	Maribel CAICEDO (ECU)	Cali (Pascual Guerrero)	16 Jul 15	13.20	Seval AYAZ (TUR)	Nairobi	15 Jul
13.04	Britany ANDERSON (JAM)	Kingston (NS), JAM	31 Mar 17	13.30	Shanette ALLISON (JAM)	Kingston (NS), JAM	28 Mar
13.07	Marisa VAZ CARVALHO (POR)	bilisi (New District Arena)	15 Jul 16	13.31	Markéta ŠTOLOVÁ (CZE)	Praha	19 May
13.07	Daszay FREEMAN (JAM)	Nairobi	15 Jul 17	13.38	Lateisha WILLIS (AUS)	Canberra (AISAT)	18 Feb
13.08	Adrianna LAMALLE (FRA)	oszcz (Zdzislaw Krzyszkowiak)	18 Jul 99	13.38	Antoinette VAN DER MERWE (RSA)	Schweinfurt	24 Jun
13.11	Trinity WILSON (USA)	Lille	7 Jul 11	13.38	María VICENTE (ESP)	Getafe	25 Jun



# RESULT PROGRESSION



## 100m Hurdles (76.2cm) Girls - Final

RECORDS	RESULT	NAME	COUNTRY	AGE	VENUE	DATE
World U18 Best	<b>WU18B</b>	12.94 Yanique THOMPSON	JAM	17	Donetsk	11 Jul 2013
Championship Record	<b>CR</b>	12.94 Yanique THOMPSON	JAM	17	Donetsk	11 Jul 2013
World U18 Leading	<b>WU18L</b>	12.98 Cyrena SAMBA-MAYELA	FRA	17	Nairobi	15 Jul 2017

16 July 2017

RANK	BIB	NAME	COUNTRY	DATE of BIRTH	PHASE	HEAT	LANE	PLACE	RESULT	WIND
1	1196	Britany ANDERSON	JAM	3 Jan 01	Final	1	5	1	12.72	w +4.1
					Round 1	1	7	3	13.10 Q	+0.3
2	1149	Cyrena SAMBA-MAYELA	FRA	31 Oct 00	Final	1	4	2	12.80	w +4.1
					Round 1	3	6	1	12.98 Q <b>WU18L</b>	+1.2
3	1203	Daszay FREEMAN	JAM	25 Jan 00	Final	1	3	3	13.09	w +4.1
					Round 1	3	4	2	13.07 Q <b>PB</b>	+1.2
4	1367	Yoveini MOTA	VEN	20 Jun 00	Final	1	8	4	13.28	w +4.1
					Round 1	1	2	4	13.18 Q <b>PB</b>	+0.3
5	1140	Mathilde COQUILLAUD SALOMON	FRA	21 Nov 00	Final	1	1	5	13.37	w +4.1
					Round 1	2	6	7	13.50 q <b>PB</b>	+0.4
6	1088	Markéta ŠTOLOVÁ	CZE	1 Oct 00	Final	1	7	6	13.52	w +4.1
					Round 1	2	7	6	13.41 Q	+0.4
7	1037	Micaela DE MELLO	BRA	7 Mar 00	Final	1	2	7	13.76	w +4.1
					Round 1	1	5	8	13.56 q <b>PB</b>	+0.3
1334	Seval AYAZ	TUR	25 Sep 00	Final	1	6		DNF	w +4.1	
				Round 1	2	4	5	13.20 Q <b>PB</b>	+0.4	

ALL-TIME OUTDOOR TOP LIST				SEASON OUTDOOR TOP LIST			
RESULT	NAME	VENUE	DATE	RESULT	NAME	VENUE	2017
12.94	Yanique THOMPSON (JAM)	Donetsk	11 Jul 13	12.98	Cyrena SAMBA-MAYELA (FRA)	Nairobi	15 Jul
12.95	Alexis DUNCAN (USA)	Cali (Pascual Guerrero)	16 Jul 15	13.04	Britany ANDERSON (JAM)	Kingston (NS), JAM	31 Mar
12.98	Cyrena SAMBA-MAYELA (FRA)	Nairobi	15 Jul 17	13.07	Daszay FREEMAN (JAM)	Nairobi	15 Jul
13.01	Dior HALL (USA)	Donetsk	11 Jul 13	13.18	Yoveini MOTA (VEN)	Nairobi	15 Jul
13.04	Maribel CAICEDO (ECU)	Cali (Pascual Guerrero)	16 Jul 15	13.20	Seval AYAZ (TUR)	Nairobi	15 Jul
13.04	Britany ANDERSON (JAM)	Kingston (NS), JAM	31 Mar 17	13.30	Shanette ALLISON (JAM)	Kingston (NS), JAM	28 Mar
13.07	Marisa VAZ CARVALHO (POR)	bitisi (New District Arena)	15 Jul 16	13.31	Markéta ŠTOLOVÁ (CZE)	Praha	19 May
13.07	Daszay FREEMAN (JAM)	Nairobi	15 Jul 17	13.38	Lateisha WILLIS (AUS)	Canberra (AISAT)	18 Feb
13.08	Adrianna LAMALLE (FRA)	oszcz (Zdzislaw Krzyszkowiak)	18 Jul 99	13.38	Antoinette VAN DER MERWE (RSA)	Schweinfurt	24 Jun
13.11	Trinity WILSON (USA)	Lille	7 Jul 11	13.38	María VICENTE (ESP)	Getafe	25 Jun



# SUMMARY



## 100m Hurdles (76.2cm) Girls - Round 1

First 2 in each heat (Q) and the next 2 fastest (q) advance to the Final

RECORDS	RESULT	NAME	COUNTRY	AGE	VENUE	DATE
World U18 Best	<b>WU18B</b>	12.94 Yanique THOMPSON	JAM	17	Donetsk	11 Jul 2013
Championship Record	<b>CR</b>	12.94 Yanique THOMPSON	JAM	17	Donetsk	11 Jul 2013
World U18 Leading	<b>WU18L</b>	12.98 Cyrena SAMBA-MAYELA	FRA	17	Nairobi	15 Jul 2017

15 July 2017

RANK	PLACE	HEAT	LANE	BIB	NAME	COUNTRY	DATE of BIRTH	RESULT		WIND
1	1	3	6	1149	Cyrena SAMBA-MAYELA	FRA	31 Oct 00	<b>12.98</b>	Q	<b>WU18L</b> +1.2
2	2	3	4	1203	Daszay FREEMAN	JAM	25 Jan 00	<b>13.07</b>	Q	<b>PB</b> +1.2
3	1	1	7	1196	Britany ANDERSON	JAM	3 Jan 01	<b>13.10</b>	Q	+0.3
4	2	1	2	1367	Yoveini MOTA	VEN	20 Jun 00	<b>13.18</b>	Q	<b>PB</b> +0.3
5	1	2	4	1334	Seval AYAZ	TUR	25 Sep 00	<b>13.20</b>	Q	<b>PB</b> +0.4
6	2	2	7	1088	Markéta ŠTOLOVÁ	CZE	1 Oct 00	<b>13.41</b>	Q	+0.4
7	3	2	6	1140	Mathilde COQUILLAUD SALOMON	FRA	21 Nov 00	<b>13.50</b>	q	<b>PB</b> +0.4
8	3	1	5	1037	Micaela DE MELLO	BRA	7 Mar 00	<b>13.56</b>	q	<b>PB</b> +0.3
9	4	2	3	1311	Nika GLOJNARIC	SLO	29 Nov 00	<b>13.58</b>		<b>SB</b> +0.4
10	4	1	3	1153	Antonia BUSCHENDORF	GER	16 Nov 01	<b>13.60</b>		+0.3
11	3	3	7	1113	Carla GARCÍA	ESP	9 Oct 01	<b>13.77</b>		+1.2
12	5	2	2	1043	Nikol ANDONOVA	BUL	25 Jan 00	<b>13.79</b>		<b>PB</b> +0.4
13	4	3	3	1366	Keidy MORLES	VEN	23 Jul 00	<b>13.81</b>		<b>PB</b> +1.2
14	5	3	5	1338	Nefise KARATAY	TUR	25 Feb 00	<b>13.96</b>		+1.2
15	6	2	5	1292	Bianca Elena TOADER	ROU	18 May 01	<b>14.15</b>		<b>PB</b> +0.4
16	6	3	2	1101	Marianny OTAÑO	DOM	5 May 00	<b>14.23</b>		+1.2
17	5	1	6	1185	Cho Yan SHING	HKG	12 May 01	<b>14.29</b>		+0.3
18	6	1	4	1284	Andreea Mihaela CARACUDA	ROU	28 Aug 00	<b>14.34</b>		+0.3
19	7	1	8	1228	Nusra RUKIA	KEN	29 Aug 01	<b>15.96</b>		<b>PB</b> +0.3

ALL-TIME OUTDOOR TOP LIST				SEASON OUTDOOR TOP LIST			
RESULT	NAME	VENUE	DATE	RESULT	NAME	VENUE	2017
12.94	Yanique THOMPSON (JAM)	Donetsk	11 Jul 13	12.98	Cyrena SAMBA-MAYELA (FRA)	Nairobi	15 Jul
12.95	Alexis DUNCAN (USA)	Cali (Pascual Guerrero)	16 Jul 15	13.04	Britany ANDERSON (JAM)	Kingston (NS), JAM	31 Mar
12.98	Cyrena SAMBA-MAYELA (FRA)	Nairobi	15 Jul 17	13.07	Daszay FREEMAN (JAM)	Nairobi	15 Jul
13.01	Dior HALL (USA)	Donetsk	11 Jul 13	13.18	Yoveini MOTA (VEN)	Nairobi	15 Jul
13.04	Maribel CAICEDO (ECU)	Cali (Pascual Guerrero)	16 Jul 15	13.20	Seval AYAZ (TUR)	Nairobi	15 Jul
13.04	Britany ANDERSON (JAM)	Kingston (NS), JAM	31 Mar 17	13.30	Shanette ALLISON (JAM)	Kingston (NS), JAM	28 Mar
13.07	Marisa VAZ CARVALHO (POR)	bilisi (New District Arena)	15 Jul 16	13.31	Markéta ŠTOLOVÁ (CZE)	Praha	19 May
13.07	Daszay FREEMAN (JAM)	Nairobi	15 Jul 17	13.38	Lateisha WILLIS (AUS)	Canberra (AISAT)	18 Feb
13.08	Adrianna LAMALLE (FRA)	ioszcz (Zdzislaw Krzyszkowiak)	18 Jul 99	13.38	Antoinette VAN DER MERWE (RSA)	Schweinfurt	24 Jun
13.11	Trinity WILSON (USA)	Lille	7 Jul 11	13.38	María VICENTE (ESP)	Getafe	25 Jun

# RESULTS



## 100m Hurdles (76.2cm) Girls - Round 1

First 2 in each heat (Q) and the next 2 fastest (q) advance to the Final

RECORDS	RESULT	NAME	COUNTRY	AGE	VENUE	DATE
World U18 Best	<b>WU18B</b>	12.94 Yanique THOMPSON	JAM	17	Donetsk	11 Jul 2013
Championship Record	<b>CR</b>	12.94 Yanique THOMPSON	JAM	17	Donetsk	11 Jul 2013
World U18 Leading	<b>WU18L</b>	12.98 Cyrena SAMBA-MAYELA	FRA	17	Nairobi	15 Jul 2017

**Heat 1** 3      15 July 2017    11:34 START TIME      18° C TEMPERATURE    68 % HUMIDITY       +0.3m/s WIND

PLACE	BIB	NAME	COUNTRY	DATE OF BIRTH	LANE	RESULT	REACTION	Fn
1	1196	Britany ANDERSON	JAM	3 Jan 01	7	<b>13.10</b>	Q	0.207
2	1367	Yoveini MOTA	VEN	20 Jun 00	2	<b>13.18</b>	Q <b>PB</b>	0.208
3	1037	Micaela DE MELLO	BRA	7 Mar 00	5	<b>13.56</b>	q <b>PB</b>	0.176
4	1153	Antonia BUSCHENDORF	GER	16 Nov 01	3	<b>13.60</b>		0.192
5	1185	Cho Yan SHING	HKG	12 May 01	6	<b>14.29</b>		0.172
6	1284	Andreea Mihaela CARACUDA	ROU	28 Aug 00	4	<b>14.34</b>		0.177
7	1228	Nusra RUKIA	KEN	29 Aug 01	8	<b>15.96</b>	<b>PB</b>	0.183

**Heat 2** 3      15 July 2017    11:41 START TIME      18° C TEMPERATURE    68 % HUMIDITY       +0.4m/s WIND

PLACE	BIB	NAME	COUNTRY	DATE OF BIRTH	LANE	RESULT	REACTION	Fn
1	1334	Sevval AYAZ	TUR	25 Sep 00	4	<b>13.20</b>	Q <b>PB</b>	0.162
2	1088	Markéta ŠTOLOVÁ	CZE	1 Oct 00	7	<b>13.41</b>	Q	0.203
3	1140	Mathilde COQUILLAUD SALOMON	FRA	21 Nov 00	6	<b>13.50</b>	q <b>PB</b>	0.213
4	1311	Nika GLOJNARIC	SLO	29 Nov 00	3	<b>13.58</b>	<b>SB</b>	0.191
5	1043	Nikol ANDONOVA	BUL	25 Jan 00	2	<b>13.79</b>	<b>PB</b>	0.150
6	1292	Bianca Elena TOADER	ROU	18 May 01	5	<b>14.15</b>	<b>PB</b>	0.154

**Heat 3** 3      15 July 2017    11:47 START TIME      18° C TEMPERATURE    68 % HUMIDITY       +1.2m/s WIND

PLACE	BIB	NAME	COUNTRY	DATE OF BIRTH	LANE	RESULT	REACTION	Fn
1	1149	Cyrena SAMBA-MAYELA	FRA	31 Oct 00	6	<b>12.98</b>	Q <b>WU18L</b>	0.235
2	1203	Daszay FREEMAN	JAM	25 Jan 00	4	<b>13.07</b>	Q <b>PB</b>	0.222
3	1113	Carla GARCÍA	ESP	9 Oct 01	7	<b>13.77</b>		
4	1366	Keidy MORLES	VEN	23 Jul 00	3	<b>13.81</b>	<b>PB</b>	0.160
5	1338	Nefise KARATAY	TUR	25 Feb 00	5	<b>13.96</b>		0.154
6	1101	Marianny OTAÑO	DOM	5 May 00	2	<b>14.23</b>		0.172

ALL-TIME OUTDOOR TOP LIST				SEASON OUTDOOR TOP LIST			
RESULT	NAME	VENUE	DATE	RESULT	NAME	VENUE	2017
12.94	Yanique THOMPSON (JAM)	Donetsk	11 Jul 13	12.98	Cyrena SAMBA-MAYELA (FRA)	Nairobi	15 Jul
12.95	Alexis DUNCAN (USA)	Cali (Pascual Guerrero)	16 Jul 15	13.04	Britany ANDERSON (JAM)	Kingston (NS), JAM	31 Mar
12.98	Cyrena SAMBA-MAYELA (FRA)	Nairobi	15 Jul 17	13.07	Daszay FREEMAN (JAM)	Nairobi	15 Jul
13.01	Dior HALL (USA)	Donetsk	11 Jul 13	13.18	Yoveini MOTA (VEN)	Nairobi	15 Jul
13.04	Maribel CAICEDO (ECU)	Cali (Pascual Guerrero)	16 Jul 15	13.20	Sevval AYAZ (TUR)	Nairobi	15 Jul
13.04	Britany ANDERSON (JAM)	Kingston (NS), JAM	31 Mar 17	13.30	Shanette ALLISON (JAM)	Kingston (NS), JAM	28 Mar
13.07	Marisa VAZ CARVALHO (POR)	bilisi (New District Arena)	15 Jul 16	13.31	Markéta ŠTOLOVÁ (CZE)	Praha	19 May
13.07	Daszay FREEMAN (JAM)	Nairobi	15 Jul 17	13.38	Lateisha WILLIS (AUS)	Canberra (AISAT)	18 Feb
13.08	Adrianna LAMALLE (FRA)	ioszcz (Zdzislaw Krzyszkowiak)	18 Jul 99	13.38	Antoinette VAN DER MERWE (RSA)	Schweinfurt	24 Jun
13.11	Trinity WILSON (USA)	Lille	7 Jul 11	13.38	María VICENTE (ESP)	Getafe	25 Jun



# RESULTS



## 400 Metres Hurdles Girls - Final

RECORDS	RESULT	NAME	COUNTRY	AGE	VENUE	DATE
World U18 Best	<b>WU18B</b>	54.15 Sydney MCLAUGHLIN	USA	17	Eugene (Hayward Field), OR	10 Jul 2016
Championship Record	<b>CR</b>	55.94 Sydney MCLAUGHLIN	USA	16	Calí (Pascual Guerrero)	18 Jul 2015
World U18 Leading	<b>WU18L</b>	57.27 Sanique WALKER	JAM	17	Kingston (NS), JAM	31 Mar 2017

15 July 2017 18:03 START TIME 24° C TEMPERATURE 50 % HUMIDITY

PLACE	BIB	NAME	COUNTRY	DATE OF BIRTH	LANE	RESULT	REACTION	Fn
1	1304	Zeney VAN DER WALT	RSA	22 May 00	5	58.23	0.244	
2	1206	Sanique WALKER	JAM	8 Apr 00	4	58.27	0.190	
3	1176	Gisele WENDER	GER	25 Apr 00	8	59.17	0.215	<b>PB</b>
4	1240	Gabija GALVYDYTE	LTU	17 Jan 00	3	59.49	0.231	
5	1143	Shana GREBO	FRA	19 Nov 00	7	1:00.75	0.179	
6	1073	Valeria CABEZAS	COL	16 Jan 01	1	1:00.80	0.139	
7	1059	Jiadie MO	CHN	6 Jan 00	2	1:01.13	0.195	
8	1034	Chayenne DA SILVA	BRA	5 Feb 00	6	1:02.17	0.234	

ALL-TIME OUTDOOR TOP LIST				SEASON OUTDOOR TOP LIST			
RESULT	NAME	VENUE	DATE	RESULT	NAME	VENUE	2017
54.15	Sydney MCLAUGHLIN (USA)	Eugene (Hayward Field), OR	10 Jul 16	57.27	Sanique WALKER (JAM)	Kingston (NS), JAM	31 Mar
55.20	Leslie MAXIE (USA)	San Jose, CA	9 Jun 84	57.55	Masai RUSSELL (USA)	Sacramento (Hornet Stadium), CA	24 Jun
55.30	Rui LI (CHN)	Nanjing	26 Oct 95	57.94	Zeney VAN DER WALT (RSA)	Cape Town (Green Point)	8 Apr
55.43	Shui LI (CHN)	Shanghai	21 Oct 97	58.21	Gontse MORAKE (RSA)	Cape Town (Green Point)	8 Apr
55.96	Ebonv COLLINS (USA)	Marrakech (Sidi Youssef Ben Ali)	15 Jul 05	58.94	Gabija GALVYDYTE (LTU)	Nairobi	13 Jul
56.01	Radoshtina DIMITROVA (BUL)	Schwechat	28 Aug 83	59.15	Jiadie MO (CHN)	Guiyang	26 Jun
56.22	Claudia BARTL (GDR)	Cottbus	25 Aug 85	59.17	Gisele WENDER (GER)	Nairobi	15 Jul
56.23	Jana PITTMAN (AUS)	Sydney	18 Dec 99	59.26	Juli VERCUIEL (RSA)	Cape Town (Green Point)	8 Apr
56.43	Ionela TÂRLEA (ROU)	San Sebastián	1 Aug 93	59.28	Roqail JOSEPH (RSA)	Cape Town (Green Point)	8 Apr
56.50	Kate Chiwedu OBILOR (NGR)	Lagos, NGR	21 Jul 01	59.32	Sára MÁTÓ (HUN)	Szekszárd	13 May





# RESULT PROGRESSION



## 400 Metres Hurdles Girls - Final

RECORDS	RESULT	NAME	COUNTRY	AGE	VENUE	DATE
World U18 Best	<b>WU18B</b>	54.15 Sydney MCLAUGHLIN	USA	17	Eugene (Hayward Field), OR	10 Jul 2016
Championship Record	<b>CR</b>	55.94 Sydney MCLAUGHLIN	USA	16	Cali (Pascual Guerrero)	18 Jul 2015
World U18 Leading	<b>WU18L</b>	57.27 Sanique WALKER	JAM	17	Kingston (NS), JAM	31 Mar 2017

15 July 2017

RANK	BIB	NAME	COUNTRY	DATE of BIRTH	PHASE	HEAT	LANE	PLACE	RESULT
1	1304	Zeney VAN DER WALT	RSA	22 May 00	Final	1	5	1	<b>58.23</b>
					Round 1	2	5	3	<b>59.60 Q</b>
2	1206	Sanique WALKER	JAM	8 Apr 00	Final	1	4	2	<b>58.27</b>
					Round 1	3	4	1	<b>58.74 Q</b>
3	1176	Gisele WENDER	GER	25 Apr 00	Final	1	8	3	<b>59.17</b> <b>PB</b>
					Round 1	2	8	4	<b>59.76 Q</b>
4	1240	Gabija GALVYDYTE	LTU	17 Jan 00	Final	1	3	4	<b>59.49</b>
					Round 1	3	6	2	<b>58.94 Q</b> <b>PB</b>
5	1143	Shana GREBO	FRA	19 Nov 00	Final	1	7	5	<b>1:00.75</b>
					Round 1	1	5	7	<b>1:00.11 Q</b> <b>PB</b>
6	1073	Valeria CABEZAS	COL	16 Jan 01	Final	1	1	6	<b>1:00.80</b>
					Round 1	3	8	5	<b>59.90 q</b>
7	1059	Jiadie MO	CHN	6 Jan 00	Final	1	2	7	<b>1:01.13</b>
					Round 1	1	1	8	<b>1:00.28 q</b>
8	1034	Chayenne DA SILVA	BRA	5 Feb 00	Final	1	6	8	<b>1:02.17</b>
					Round 1	1	6	6	<b>1:00.05 Q</b> <b>PB</b>

ALL-TIME OUTDOOR TOP LIST					SEASON OUTDOOR TOP LIST				
RESULT	NAME		VENUE	DATE	RESULT	NAME		VENUE	2017
54.15	Sydney MCLAUGHLIN (USA)		Eugene (Hayward Field), OR	10 Jul 16	57.27	Sanique WALKER (JAM)		Kingston (NS), JAM	31 Mar
55.20	Leslie MAXIE (USA)		San Jose, CA	9 Jun 84	57.55	Masai RUSSELL (USA)		Sacramento (Hornet Stadium), CA	24 Jun
55.30	Rui LI (CHN)		Nanjing	26 Oct 95	57.94	Zeney VAN DER WALT (RSA)		Cape Town (Green Point)	8 Apr
55.43	Shuju LI (CHN)		Shanghai	21 Oct 97	58.21	Gontse MORAKE (RSA)		Cape Town (Green Point)	8 Apr
55.96	Ebony COLLINS (USA)		Marrakech (Sidi Youssef Ben Ali)	15 Jul 05	58.94	Gabija GALVYDYTE (LTU)		Nairobi	13 Jul
56.01	Radoshtina DIMITROVA (BUL)		Schwechat	28 Aug 83	59.15	Jiadie MO (CHN)		Guiyang	26 Jun
56.22	Claudia BARTL (GDR)		Cottbus	25 Aug 85	59.17	Gisele WENDER (GER)		Nairobi	15 Jul
56.23	Jana PITTMAN (AUS)		Sydney	18 Dec 99	59.26	Juli VERCUIEL (RSA)		Cape Town (Green Point)	8 Apr
56.43	Ionela TÂRLEA (ROU)		San Sebastián	1 Aug 93	59.28	Roqail JOSEPH (RSA)		Cape Town (Green Point)	8 Apr
56.50	Kate Chiwedu OBILOR (NGR)		Lagos, NGR	21 Jul 01	59.32	Sára MÁTÓ (HUN)		Szekszárd	13 May



# SUMMARY



## 400 Metres Hurdles Girls - Round 1

First 2 in each heat (Q) and the next 2 fastest (q) advance to the Final

RECORDS	RESULT	NAME	COUNTRY	AGE	VENUE	DATE
World U18 Best	<b>WU18B</b>	54.15 Sydney MCLAUGHLIN	USA	17	Eugene (Hayward Field), OR	10 Jul 2016
Championship Record	<b>CR</b>	55.94 Sydney MCLAUGHLIN	USA	16	Cali (Pascual Guerrero)	18 Jul 2015
World U18 Leading	<b>WU18L</b>	57.27 Sanique WALKER	JAM	17	Kingston (NS), JAM	31 Mar 2017

13 July 2017

RANK	PLACE	HEAT	LANE	BIB	NAME	COUNTRY	DATE of BIRTH	RESULT	
1	1	3	4	1206	Sanique WALKER	JAM	8 Apr 00	<b>58.74</b>	Q
2	2	3	6	1240	Gabija GALVYDYTE	LTU	17 Jan 00	<b>58.94</b>	Q <b>PB</b>
3	1	2	5	1304	Zeney VAN DER WALT	RSA	22 May 00	<b>59.60</b>	Q
4	2	2	8	1176	Gisele WENDER	GER	25 Apr 00	<b>59.76</b>	Q
5	3	3	8	1073	Valeria CABEZAS	COL	16 Jan 01	<b>59.90</b>	q
6	1	1	6	1034	Chayenne DA SILVA	BRA	5 Feb 00	<b>1:00.05</b>	Q <b>PB</b>
7	2	1	5	1143	Shana GREBO	FRA	19 Nov 00	<b>1:00.11</b>	Q <b>PB</b>
8	3	1	1	1059	Jiadie MO	CHN	6 Jan 00	<b>1:00.28</b>	q
9	4	3	5	1023	Valiantsina CHYMBAR	BLR	2 Aug 00	<b>1:00.38</b>	<b>PB</b>
10	4	1	4	1300	Gontse MORAKE	RSA	16 Jun 01	<b>1:00.59</b>	
11	5	1	8	1119	Piibe Kirke ALJAS	EST	16 Mar 00	<b>1:00.74</b>	<b>PB</b>
12	5	3	3	1248	Sara EL HACHIMI	MAR	6 Jun 00	<b>1:00.79</b>	
13	3	2	4	1219	Leah JERUTO	KEN	12 May 00	<b>1:01.11</b>	<b>PB</b>
14	6	1	2	1090	Kristýna KORELOVÁ	CZE	27 Sep 01	<b>1:01.26</b>	<b>PB</b>
15	4	2	2	1003	Loubna BENHADJA	ALG	11 Feb 01	<b>1:01.41</b>	<b>PB</b>
16	5	2	6	1369	Le Thi Hong HAN	VIE	23 Aug 00	<b>1:01.73</b>	
17	6	2	7	1254	Alejandra Paola ZULUAGA	MEX	25 Mar 00	<b>1:02.23</b>	
18	7	1	7	1350	Tetyana BEZSHYYKO	UKR	10 Feb 00	<b>1:02.74</b>	
19	6	3	2	1058	Xuejie MA	CHN	23 Dec 01	<b>1:03.61</b>	
20	7	3	7	1209	Irene AKINYI	KEN	20 Aug 00	<b>1:04.31</b>	
21	8	1	3	1047	Fatoumata KOALA	BUR	1 Jan 00	<b>1:05.42</b>	
22	7	2	3	1041	Jéssica Vitoria MOREIRA	BRA	16 Nov 01	<b>1:08.87</b>	

ALL-TIME OUTDOOR TOP LIST				SEASON OUTDOOR TOP LIST			
RESULT	NAME	VENUE	DATE	RESULT	NAME	VENUE	2017
54.15	Sydney MCLAUGHLIN (USA)	Eugene (Hayward Field), OR	10 Jul 16	57.27	Sanique WALKER (JAM)	Kingston (NS), JAM	31 Mar
55.20	Leslie MAXIE (USA)	San Jose, CA	9 Jun 84	57.55	Masai RUSSELL (USA)	Sacramento (Hornet Stadium), CA	24 Jun
55.30	Rui LI (CHN)	Nanjing	26 Oct 95	57.94	Zeney VAN DER WALT (RSA)	Cape Town (Green Point)	8 Apr
55.43	Shuju LI (CHN)	Shanghai	21 Oct 97	58.21	Gontse MORAKE (RSA)	Cape Town (Green Point)	8 Apr
55.96	Ebony COLLINS (USA)	Marrakech (Sidi Youssef Ben Ali)	15 Jul 05	58.94	Gabija GALVYDYTE (LTU)	Nairobi	13 Jul
56.01	Radoshtina DIMITROVA (BUL)	Schwechat	28 Aug 83	59.15	Jiadie MO (CHN)	Guiyang	26 Jun
56.22	Claudia BARTL (GDR)	Cottbus	25 Aug 85	59.26	Juli VERCUIEL (RSA)	Cape Town (Green Point)	8 Apr
56.23	Jana PITTMAN (AUS)	Sydney	18 Dec 99	59.28	Roqail JOSEPH (RSA)	Cape Town (Green Point)	8 Apr
56.43	Ionela TÁRLEA (ROU)	San Sebastián	1 Aug 93	59.32	Sára MÁTÓ (HUN)	Szekszárd	13 May
56.50	Kate Chiwedu OBILOR (NGR)	Lagos, NGR	21 Jul 01	59.52	Gisele WENDER (GER)	Schweinfurt	24 Jun



# RESULTS



## 400 Metres Hurdles Girls - Round 1

First 2 in each heat (Q) and the next 2 fastest (q) advance to the Final

RECORDS	RESULT	NAME	COUNTRY	AGE	VENUE	DATE
World U18 Best	<b>WU18B</b>	54.15 Sydney MCLAUGHLIN	USA	17	Eugene (Hayward Field), OR	10 Jul 2016
Championship Record	<b>CR</b>	55.94 Sydney MCLAUGHLIN	USA	16	Cali (Pascual Guerrero)	18 Jul 2015
World U18 Leading	<b>WU18L</b>	57.27 Sanique WALKER	JAM	17	Kingston (NS), JAM	31 Mar 2017

### Heat 1

3

13 July 2017 10:24 START TIME

16° C TEMPERATURE 88 % HUMIDITY

PLACE	BIB	NAME	COUNTRY	DATE of BIRTH	LANE	RESULT	REACTION	Fn
1	1034	Chayenne DA SILVA	BRA	5 Feb 00	6	1:00.05	Q PB	0.197
2	1143	Shana GREBO	FRA	19 Nov 00	5	1:00.11	Q PB	0.160
3	1059	Jiadie MO	CHN	6 Jan 00	1	1:00.28	q	0.241
4	1300	Gontse MORAKE	RSA	16 Jun 01	4	1:00.59		0.203
5	1119	Piibe Kirke ALJAS	EST	16 Mar 00	8	1:00.74	PB	0.202
6	1090	Kristýna KORELOVÁ	CZE	27 Sep 01	2	1:01.26	PB	0.177
7	1350	Tetyana BEZSHYYKO	UKR	10 Feb 00	7	1:02.74		0.166
8	1047	Fatoumata KOALA	BUR	1 Jan 00	3	1:05.42		0.274

### Heat 2

3

13 July 2017 10:32 START TIME

16° C TEMPERATURE 88 % HUMIDITY

PLACE	BIB	NAME	COUNTRY	DATE of BIRTH	LANE	RESULT	REACTION	Fn
1	1304	Zeney VAN DER WALT	RSA	22 May 00	5	59.60	Q	0.231
2	1176	Gisele WENDER	GER	25 Apr 00	8	59.76	Q	0.258
3	1219	Leah JERUTO	KEN	12 May 00	4	1:01.11	PB	0.216
4	1003	Loubna BENHADJA	ALG	11 Feb 01	2	1:01.41	PB	0.421
5	1369	Le Thi Hong HAN	VIE	23 Aug 00	6	1:01.73		0.194
6	1254	Alejandra Paola ZULUAGA	MEX	25 Mar 00	7	1:02.23		0.243
7	1041	Jéssica Vitoria MOREIRA	BRA	16 Nov 01	3	1:08.87		0.217

### Heat 3

3

13 July 2017 10:40 START TIME

16° C TEMPERATURE 88 % HUMIDITY

PLACE	BIB	NAME	COUNTRY	DATE of BIRTH	LANE	RESULT	REACTION	Fn
1	1206	Sanique WALKER	JAM	8 Apr 00	4	58.74	Q	0.184
2	1240	Gabija GALVYDYTE	LTU	17 Jan 00	6	58.94	Q PB	0.206
3	1073	Valeria CABEZAS	COL	16 Jan 01	8	59.90	q	0.195
4	1023	Valiantsina CHYMBAR	BLR	2 Aug 00	5	1:00.38	PB	
5	1248	Sara EL HACHIMI	MAR	6 Jun 00	3	1:00.79		0.198
6	1058	Xuejie MA	CHN	23 Dec 01	2	1:03.61		0.292
7	1209	Irene AKINYI	KEN	20 Aug 00	7	1:04.31		

#### ALL-TIME OUTDOOR TOP LIST

RESULT	NAME	VENUE	DATE
54.15	Sydney MCLAUGHLIN (USA)	Eugene (Hayward Field), OR	10 Jul 16
55.20	Leslie MAXIE (USA)	San Jose, CA	9 Jun 84
55.30	Rui LI (CHN)	Nanjing	26 Oct 95
55.43	Shuju LI (CHN)	Shanghai	21 Oct 97
55.96	Ebony COLLINS (USA)	Marrakech (Sidi Youssef Ben Ali)	15 Jul 05
56.01	Radoshtina DIMITROVA (BUL)	Schwechat	28 Aug 83
56.22	Claudia BARTL (GDR)	Cottbus	25 Aug 85
56.23	Jana PITTMAN (AUS)	Sydney	18 Dec 99
56.43	Ionela TÁRLEA (ROU)	San Sebastián	1 Aug 93
56.50	Kate Chiwedu OBILOR (NGR)	Lagos, NGR	21 Jul 01

#### SEASON OUTDOOR TOP LIST

RESULT	NAME	VENUE	2017
57.27	Sanique WALKER (JAM)	Kingston (NS), JAM	31 Mar
57.55	Masai RUSSELL (USA)	Sacramento (Hornet Stadium), CA	24 Jun
57.94	Zeney VAN DER WALT (RSA)	Cape Town (Green Point)	8 Apr
58.21	Gontse MORAKE (RSA)	Cape Town (Green Point)	8 Apr
58.94	Gabija GALVYDYTE (LTU)	Nairobi	13 Jul
59.15	Jiadie MO (CHN)	Guiyang	26 Jun
59.26	Juli VERCUIEL (RSA)	Cape Town (Green Point)	8 Apr
59.28	Roqail JOSEPH (RSA)	Cape Town (Green Point)	8 Apr
59.32	Sára MÁTÓ (HUN)	Szekszárd	13 May
59.52	Gisele WENDER (GER)	Schweinfurt	24 Jun

# RESULTS

## High Jump Girls - Final



RECORDS	RESULT	NAME	COUNTRY	AGE	VENUE	DATE
World U18 Best	<b>WU18B</b>	1.96 Charmaine GALE-WEAVERS	RSA	17	Bloemfontein	4 Apr 1981
World U18 Best	<b>WU18B</b>	1.96 Olga TURCHAK	URS	17	Donetsk	7 Sep 1984
World U18 Best	<b>WU18B</b>	1.96 Eleanor PATTERSON	AUS	17	Townsville	7 Dec 2013
World U18 Best	<b>WU18B</b>	1.96 Vashti CUNNINGHAM	USA	17	Edmonton (Foote Field)	1 Aug 2015
Championship Record	<b>CR</b>	1.92 Iryna KOVALENKO	UKR	17	Sherbrooke	12 Jul 2003
World U18 Leading	<b>WU18L</b>	1.92 Yaroslava MAHUCHIKH	UKR	16	Nairobi	14 Jul 2017

14 July 2017 17:33 START TIME 22° C 61%  
19:04 END TIME 21° C 64%

PLACE	BIB	NAME	COUNTRY	DATE of BIRTH	ORDER	RESULT	1.65	1.70	1.75	1.79	1.82	1.85	1.87	1.89	1.91	1.92
1	1359	Yaroslava MAHUCHIKH	UKR	19 Sep 01	10	1.92 <b>CR</b>	-	-	0	0	XO	0	0	-	-	XO
2	1271	Martyna LEWANDOWSKA	POL	26 Oct 00	6	1.82	0	XO	0	0	XO	X-	XX			
3	1157	Lavinja JÜRGENS	GER	13 Jan 00	9	1.79 <b>SB</b>	0	0	XO	0	XXX					
4	1341	Rümeysa ÖKDEM	TUR	2 Jul 00	2	1.79	XO	0	XO	0	XXX					
5	1171	Bianca STICHLING	GER	4 Mar 00	11	1.79	XO	0	0	XO	XXX					
6	1019	Sara LUCIC	BIH	14 Apr 00	7	1.75	0	0	0	XXX						
7	1236	Luize Katrina ZELGE	LAT	8 Apr 00	8	1.75	0	XO	0	XXX						
8	1199	Janique BURGHER	JAM	6 Nov 00	12	1.75	0	XO	XXO	XXX						
9	1120	Katre Sofia PALM	EST	30 May 00	3	1.70	0	0	XXX							
10	1193	Maryam ABDULHAMEED	IRQ	20 Apr 00	1	1.70	0	XXO	XXX							
11	1094	Lucie SEDLÁCKOVÁ	CZE	30 Jun 01	4	1.65	0	XXX								
11	1243	Gintare TIREVICIUTE	LTU	26 May 00	5	1.65	0	XXX								
	1221	Faith Jepkemboi KIPSANG	KEN	20 Sep 01	13	NM	Xr									

### ALL-TIME OUTDOOR TOP LIST

RESULT	NAME	VENUE	DATE
1.96	Charmaine GALE-WEAVERS (RSA)	Bloemfontein	4 Apr 81
1.96	Olga TURCHAK (URS)	Donetsk	7 Sep 84
1.96	Eleanor PATTERSON (AUS)	Townsville	7 Dec 13
1.96	Vashti CUNNINGHAM (USA)	Edmonton (Foote Field)	1 Aug 15
1.94	Yelena TOPCHINA (URS)	Schwechat	28 Aug 83
1.94	Morqan LAKE (GBR)	Eugene (Hayward Field), OR	22 Jul 14
1.93	Andrea BREDER (FRG)	Koblenz	30 Aug 81
1.93	Alina ASTAFEI (ROU)	Pitesti	9 Aug 86
1.93	Heike BALCK (GDR)	Leningrad	21 Jun 87
1.93	Blanka VLAŠIĆ (CRO)	Zagreb	30 Jul 00

### SEASON OUTDOOR TOP LIST

RESULT	NAME	VENUE	2017
1.92	Yaroslava MAHUCHIKH (UKR)	Nairobi	14 Jul
1.85	Sommer LECKY (IRL)	Antrim	19 May
1.85	Martyna LEWANDOWSKA (POL)	Kutno	11 Jun
1.85	Jenna ROGERS (USA)	Greensboro, NC	18 Jun
1.83	Panayióta DÓSI (GRE)	Athina (Filothéi)	31 May
1.83	Erika WÄRFF (SWE)	Kuortane	10 Jun
1.81	Rümeysa ÖKDEM (TUR)	Tomblaine	26 Jun
1.80	Malaik CUNNINGHAM (JAM)	Kingston (NS), JAM	11 Feb
1.80	Janique BURGHER (JAM)	Kingston (NS), JAM	25 Feb
1.80	Emily WHELAN (AUS)	Sydney (SOPAC)	26 Feb
1.80	Lamara DISTIN (JAM)	Kingston (NS), JAM	11 Mar
1.80	Sydney BANKS (USA)	Fairfax, VA	27 May
1.80	Bianca STICHLING (GER)	Bressanone (Raiffeisen Arena)	4 Jun
1.80	Morqan SMALLS (USA)	Greensboro, NC	18 Jun
1.80	Sara LUCIC (BIH)	Marsa	25 Jun
1.80	Bianca GARIBALDI DEVOTO (ITA)	Trieste	1 Jul

# RESULTS

## Pole Vault Girls - Final



RECORDS	RESULT	NAME	COUNTRY	AGE	VENUE	DATE
World U18 Best	<b>WU18B</b>	4.50 Lisa GUNNARSSON	SWE	17	Pézenas	28 May 2016
World U18 Best	<b>WU18B</b>	4.50 Lisa GUNNARSSON	SWE	17	Angers	25 Jun 2016
Championship Record	<b>CR</b>	4.35 Vicky PARNOV	AUS	17	Ostrava	14 Jul 2007
World U18 Leading	<b>WU18L</b>	4.40 Olivia MCTAGGART	NZL	17	Hastings, NZL	14 Jan 2017

15 July 2017 17:33 START TIME 24° C 50 %  
TEMPERATURE HUMIDITY  
19:34 END TIME 21° C 56 %

PLACE	BIB	NAME	COUNTRY	DATE of BIRTH	ORDER	RESULT	3.60	3.75	3.90	4.00	4.10	4.15	4.20	4.30
1	1060	Chunge NIU	CHN	14 Feb 00	5	4.20 <b>PB</b>	-	0	0	0	0	0	0	XXX
2	1177	Leni Freyja WILDGRUBE	GER	15 Aug 01	8	4.15 <b>PB</b>	0	0	XO	XO	XXO	0	XXX	
3	1135	Anna AIRAULT	FRA	30 Sep 00	9	4.10 <b>PB</b>	0	0	0	0	XO	X-	XX	
4	1346	Mesure Tutku YILMAZ	TUR	1 Jan 00	7	4.00	-	XXO	0	XO	XXX			
5	1166	Lauré SCHEUTZOW	GER	23 Sep 00	4	4.00 <b>PB</b>	0	0	0	XXO	XXX			
6	1319	Lara ZUPANC	SLO	22 Mar 00	1	3.90 <b>PB</b>	0	0	0	XXX				
7	1277	Karolina WEJMAN	POL	13 Aug 01	6	3.90 <b>PB</b>	0	XO	XO	XXX				
8	1272	Anna LYKO	POL	30 May 01	3	3.60	XO	XXX						
	1062	Chenyao SHE	CHN	21 Aug 00	2	NM	-	XXX						

ALL-TIME OUTDOOR TOP LIST				SEASON OUTDOOR TOP LIST			
RESULT	NAME	VENUE	DATE	RESULT	NAME	VENUE	2017
4.50	Lisa GUNNARSSON (SWE)	Pézenas	28 May 16	4.40	Olivia MCTAGGART (NZL)	Hastings, NZL	14 Jan
4.47	Anjelica BENGTTSSON (SWE)	Moskva	22 May 10	4.33	Saqa ANDERSSON (FIN)	Somero	2 Jul
4.40	Valeriya VOLIK (RUS)	Kazan	8 Jul 06	4.25	Molly CAUDERY (GBR)	Cardiff	21 Jun
4.40	Yinqning ZHANG (CHN)	Osaka	5 May 07	4.20	Chunge NIU (CHN)	Nairobi	15 Jul
4.40	Vicky PARNOV (AUS)	Saulheim	30 Jun 07	4.15	Leni Freyja WILDGRUBE (GER)	Nairobi	15 Jul
4.40	Liz PARNOV (AUS)	Perth, AUS	17 Apr 10	4.11	Mackenzie HAYWARD (USA)	Arlington, TX	28 Apr
4.40	Robeilys PEINADO (VEN)	Medellín	25 Aug 13	4.11	Ariadni ADAMOPOÚLOU (GRE)	Trikala	25 Jun
4.40	Nina KENNEDY (AUS)	Eugene (Hayward Field), OR	24 Jul 14	4.10	Anna AIRAULT (FRA)	Nairobi	15 Jul
4.40	Olivia MCTAGGART (NZL)	Hastings, NZL	14 Jan 17	4.09	Nastassja CAMPBELL (USA)	Houston (New Caney HS), TX	6 Apr
4.36	Anjelica MOSER (SUI)	Nanjing (Olympic Stadium)	23 Aug 14	4.06	Victoria KALITTA (POL)	Torun	8 Jul

# RESULTS

## Long Jump Girls - Final



RECORDS	RESULT	NAME	COUNTRY	AGE	VENUE	DATE
World U18 Best	<b>WU18B</b>	<b>6.91</b> Heike DRECHSLER	GDR	17	Jena	9 Aug 1981
Championship Record	<b>CR</b>	<b>6.47</b> Darya KLISHINA	RUS	16	Ostrava	15 Jul 2007
World U18 Leading	<b>WU18L</b>	<b>6.47</b> Kynneddy FLANNEL	USA	17	Austin (Myers Stadium), TX	13 May 2017

**16 July 2017** 15:37 START TIME 24° C 47 %  
TEMPERATURE HUMIDITY  
17:12 END TIME 26° C 47 %

PLACE	BIB	NAME	COUNTRY	DATE of BIRTH	ORDER	RESULT	1	2	3	ORDER	4	5	6
1	1053	Luying GONG	CHN	22 Feb 00	5	<b>6.37</b> +0.4	6.01 +0.3	6.24 -0.7	6.29 +1.7	8	6.37 +0.4	X 0.0	6.34 +1.1
2	1159	Lea-Sophie KLIK	GER	20 Sep 00	11	<b>6.30</b> +2.2	6.05 -2.2	6.02 +0.5	6.20 0.0	6	6.12 -1.0	6.30 w +2.2	X 0.0
3	1146	Diane MOUILLAC	FRA	21 Feb 01	8	<b>6.28</b> +1.4	5.85 +0.9	6.02 -1.1	5.73 -2.7	3	5.99 -0.3	6.09 +0.3	6.28 +1.4
4	1233	Kitija Paula MELNBARDE	LAT	10 Feb 01	15	<b>6.28</b> -0.2	6.28 -0.2	X 0.0	5.98 -0.4	7	5.54 -2.3	6.00 -0.5	5.80 +0.2
5	1183	Chantoba BRIGHT	GUY	4 Apr 00	13	<b>6.14</b> +0.5	5.85 -1.1	6.04 -0.1	5.88 -0.4	4	5.78 -1.4	6.12 +0.8	6.14 +0.5
6	1230	Kristine BLAŽEVICA	LAT	11 Dec 01	1	<b>6.08</b> -0.8	6.08 -0.8	6.03 -0.4	X +2.1	5	X -0.2	X +2.2	X -1.1
7	1061	Youqi PAN	CHN	10 Jul 00	9	<b>6.08</b> +2.2	X 0.0	5.61 -1.3	5.96 +0.3	2	X 0.0	6.08 w +2.2	5.90 +1.1
8	1286	Diana Ana Maria ION	ROU	27 Nov 00	6	<b>5.95</b> +0.6	5.47 +0.8	X 0.0	5.92 +0.6	1	5.95 +0.6	5.93 +0.7	X 0.0
9	1141	Maelly DALMAT	FRA	1 Oct 01	4	<b>5.90</b> -0.3	5.72 -1.8	5.90 -0.3	5.77 +0.1				
10	1197	Annia ASHLEY	JAM	19 Jan 00	7	<b>5.82</b> +2.9	5.82 w +2.9	X +0.9	5.51 +0.1				
11	1368	María Valentina PARRA	VEN	17 Feb 00	12	<b>5.81</b> +1.5	5.69 +0.2	5.81 +1.5	5.41 -0.9				
12	1318	Nika UDE	SLO	10 May 00	3	<b>5.72</b> -1.8	5.72 -1.8	X 0.0	X 0.0				
13	1224	Gloria MULEI	KEN	28 Sep 00	10	<b>5.67</b> +1.7	5.67 +1.7	5.31 -1.7	5.64 -0.2				
14	1008	Yana ABRAHAMYAN	ARM	20 Oct 00	2	<b>5.53</b> +0.1	5.53 +0.1	X 0.0	4.80 +0.5				
	1162	Pia PREIS	GER	8 Jun 01	14	<b>NM</b>	X 0.0	X +0.8	X 0.0				

ALL-TIME OUTDOOR TOP LIST				SEASON OUTDOOR TOP LIST			
RESULT	NAME	VENUE	DATE	RESULT	NAME	VENUE	2017
6.91	Heike DRECHSLER (GDR)	Jena	9 Aug 81	6.47	Kynneddy FLANNEL (USA)	Austin (Myers Stadium), TX	13 May
6.82	Natalya SHEVCHENKO (URS)	Novokuznetsk	17 Jul 83	6.45	Heather ARNETON (FRA)	Pézenas	10 Jun
6.74	Minjia LU (CHN)	Jinan	23 Oct 09	6.37	Luying GONG (CHN)	Nairobi	16 Jul
6.64	Anu KALJURAND (URS)	Riga	30 May 86	6.31	Tilde JOHANSSON (SWE)	Kuortane	11 Jun
6.63	Helga RADTKE (GDR)	Karl-Marx-Stadt	11 Aug 79	6.31	Lea-Sophie KLIK (GER)	Schweinfurt	24 Jun
6.63	Oluyinka IDOWU (GBR)	Oxford, GBR	21 May 89	6.31	Holly MILLS (GBR)	Birmingham (Alexander Stadium)	2 Jul
6.62	Larisa BALUTA (URS)	Zaporizhzhya	19 Sep 82	6.30	Chantoba BRIGHT (GUY)	Leonora, GUY	3 Jun
6.61	Yelena LUGOVAYA (URS)	Moskva	28 May 81	6.28	Lanae-Tava THOMAS (USA)	Endicott, NY	10 Jun
6.60	Carol LEWIS (USA)	Philadelphia, PA	17 Jul 80	6.28	Diane MOUILLAC (FRA)	Nairobi	16 Jul
6.58	Jie FENG (CHN)	Tangshan	30 Aug 94	6.28	Kitija Paula MELNBARDE (LAT)	Nairobi	16 Jul

# RESULTS

## Triple Jump Girls - Final



RECORDS	RESULT	NAME	COUNTRY	AGE	VENUE	DATE
World U18 Best	<b>WU18B</b>	<b>14.57</b>	Qiuyan HUANG	CHN	17	Shanghai 19 Oct 1997
Championship Record	<b>CR</b>	<b>13.86</b>	Cristine SPATARU	ROU	17	Sherbrooke 11 Jul 2003
World U18 Leading	<b>WU18L</b>	<b>13.64</b>	Qiujiao TAN	CHN	17	Nairobi 15 Jul 2017

**15 July 2017** 16:53 START TIME 24° C 54 %  
 TEMPERATURE HUMIDITY  
 18:13 END TIME 24° C 50 %

PLACE	BIB	NAME	COUNTRY	DATE of BIRTH	ORDER	RESULT	1	2	3	ORDER	4	5	6
1	1065	Qiujiao TAN	CHN	28 May 00	3	<b>13.64</b> 0.0	X 0.0	13.64 0.0	X +0.4	8	13.38 0.0	13.38 -0.6	13.47 -0.1
2	1046	Aleksandra NACHEVA	BUL	20 Aug 01	2	<b>13.54</b> +0.5	13.38 -1.5	12.90 -0.7	13.34 -1.0	7	13.17 +0.4	13.54 +0.5	13.32 +1.3
3	1082	Zulia HERNÁNDEZ	CUB	12 Dec 01	5	<b>13.29</b> +1.6	13.29 +1.6	X -0.7	X 0.0	6	12.57 -0.1	12.45 -0.5	12.36 +0.5
4	1061	Youqi PAN	CHN	10 Jul 00	7	<b>13.11</b> +0.4	12.62 +0.9	12.24 -1.5	13.08 +0.5	5	12.44 +0.2	13.11 +0.4	12.79 -1.6
5	1144	Victoria JOSSE	FRA	29 Oct 00	6	<b>12.99</b> +2.7	X 0.0	12.42 -0.8	12.88 -3.0	4	12.40 -0.8	X -1.4	12.99 w +2.7
6	1317	Eva PEPELNAK	SLO	4 Oct 00	10	<b>12.79</b> -0.1	X 0.0	12.60 +0.1	12.67 -0.4	2	12.77 -2.2	12.65 -0.2	12.79 -0.1
7	1139	Tene CISSÉ	FRA	3 Mar 00	4	<b>12.73</b> -0.8	12.73 -0.8	12.70 +1.7	11.17 +0.7	3	12.34 +0.1	12.30 +0.1	12.65 +1.5
8	1286	Diana Ana Maria ION	ROU	27 Nov 00	9	<b>12.55</b> +0.9	12.55 +0.9	12.47 -0.4	12.25 w +2.3	1	12.40 +0.7	12.25 -0.2	12.38 0.0
9	1224	Gloria MULEI	KEN	28 Sep 00	8	<b>12.46</b> +2.3	X 0.0	12.07 +1.3	12.46 w +2.3				
10	1091	Emma MAŠTALÍROVÁ	CZE	27 Nov 00	1	<b>12.44</b> -0.8	12.39 +1.1	12.40 -0.9	12.44 -0.8				
11	1042	Nerisnelia SOUSA	BRA	24 Feb 01	11	<b>12.44</b> +0.8	X 0.0	12.44 +0.8	12.40 -1.2				
12	1008	Yana ABRAHAMYAN	ARM	20 Oct 00	12	<b>12.12</b> -1.1	12.12 -1.1	12.09 -0.9	11.90 -1.8				

ALL-TIME OUTDOOR TOP LIST				SEASON OUTDOOR TOP LIST			
RESULT	NAME	VENUE	DATE	RESULT	NAME	VENUE	2017
14.57	Qiuyan HUANG (CHN)	Shanghai	19 Oct 97	13.64	Qiujiao TAN (CHN)	Nairobi	15 Jul
14.29	Ruiping REN (CHN)	Beijing (NOCAS)	13 Sep 93	13.54	Aleksandra NACHEVA (BUL)	Nairobi	15 Jul
14.25	Dailenys ALCÁNTARA (CUB)	zcz (Zdzisław Krzyszkowiak)	10 Jul 08	13.38	Yanq YANG (CHN)	Dalian	8 Jul
14.17	Ana PELETEIRO (ESP)	Barcelona (Estadio Olímpico)	12 Jul 12	13.31	Heather ARNETON (FRA)	El Paso, TX	22 Apr
14.10	Zhuri WANG (CHN)	Shanghai	17 Oct 97	13.29	Jasmine MOORE (USA)	Greensboro, NC	17 Jun
14.08	Davisleydi VELAZCO (CUB)	bana (Estadio Panamericano)	28 May 16	13.29	Zulia HERNÁNDEZ (CUB)	Nairobi	15 Jul
14.07	Shaohua YU (CHN)	Deyang	14 May 02	13.21	María VICENTE (ESP)	Getafe	24 Jun
14.02	Jiahui LI (CHN)	Shijiazhuang	22 Sep 86	13.12	Thalía de la C. PEDROSO (CUB)	abana (Estadio Panamericano)	16 Jun
14.02	Mabel GAY (CUB)	La Habana	29 Jul 00	13.11	Youqi PAN (CHN)	Nairobi	15 Jul
13.93	Yanmei LI (CHN)	Wuhan	31 Oct 07	13.08	Yumileydís MARTÉN (CUB)	La Habana (Estadio Panamericano)	17 Feb

# SUMMARY



## Triple Jump Girls - Qualification

With qualifying standard of 12.75 (Q) or at least the 12 best performers (q) advance to the Final

RECORDS	RESULT	NAME	COUNTRY	AGE	VENUE	DATE
World U18 Best	<b>WU18B</b>	14.57 Qiuyan HUANG	CHN	17	Shanghai	19 Oct 1997
Championship Record	<b>CR</b>	13.86 Cristine SPATARU	ROU	17	Sherbrooke	11 Jul 2003
World U18 Leading	<b>WU18L</b>	13.45 Aleksandra NACHEVA	BUL	16	Plovdiv (Deveti Septemvri Stadium)	8 Jul 2017

14 July 2017

RANK	PLACE	GROUP	BIB	NAME	COUNTRY	DATE of BIRTH	RESULT		WIND
1	1	B	1065	Qiujiao TAN	CHN	28 May 00	<b>13.16</b>	Q <b>PB</b>	+0.9
2	1	A	1082	Zulia HERNÁNDEZ	CUB	12 Dec 01	<b>12.92</b>	Q	-0.2
3	2	B	1046	Aleksandra NACHEVA	BUL	20 Aug 01	<b>12.76</b>	Q	+0.6
4	2	A	1144	Victoria JOSSE	FRA	29 Oct 00	<b>12.74</b>	q	+1.0
5	3	B	1317	Eva PEPELNAK	SLO	4 Oct 00	<b>12.73</b>	q	-0.2
6	4	B	1139	Tene CISSÉ	FRA	3 Mar 00	<b>12.60</b>	q	-0.5
7	3	A	1008	Yana ABRAHAMYAN	ARM	20 Oct 00	<b>12.57</b>	q	-0.9
8	5	B	1286	Diana Ana Maria ION	ROU	27 Nov 00	<b>12.55</b>	q	+0.3
9	4	A	1061	Youqi PAN	CHN	10 Jul 00	<b>12.50</b>	q	-0.5
10	6	B	1224	Gloria MULEI	KEN	28 Sep 00	<b>12.46</b>	q <b>PB</b>	-0.2
11	5	A	1042	Nerisnelia SOUSA	BRA	24 Feb 01	<b>12.46</b>	q	-1.2
12	6	A	1091	Emma MAŠTALÍROVÁ	CZE	27 Nov 00	<b>12.45</b>	q	+0.7
13	7	B	1198	Lotavia BROWN	JAM	26 Nov 00	<b>12.45</b>		-0.2
14	8	B	1345	Esra YILMAZ	TUR	5 Jan 00	<b>12.36</b>		+0.6
15	7	A	1316	Neja OMANOVIC	SLO	20 Jan 00	<b>12.33</b>		+0.6
16	8	A	1349	Mariya ADAMCHUK	UKR	29 May 00	<b>12.29</b>		+0.9
17	9	A	1189	Lizbeth Karoline JOSEPH	IND	26 May 00	<b>12.19</b>		-0.1
18	9	B	1294	Ioana Georgiana ZORILA	ROU	4 Jan 00	<b>11.86</b>		+0.7

### ALL-TIME OUTDOOR TOP LIST

### SEASON OUTDOOR TOP LIST

RESULT	NAME	VENUE	DATE	RESULT	NAME	VENUE	2017
14.57	Qiuyan HUANG (CHN)	Shanghai	19 Oct 97	13.45	Aleksandra NACHEVA (BUL)	Plovdiv (Deveti Septemvri Stadium)	8 Jul
14.29	Ruiping REN (CHN)	Beijing (NOCAS)	13 Sep 93	13.38	Yanq YANG (CHN)	Dalian	8 Jul
14.25	Dailenys ALCÁNTARA (CUB)	¿cz (Zdzislaw Krzyszkowiak)	10 Jul 08	13.31	Heather ARNETON (FRA)	El Paso, TX	22 Apr
14.17	Ana PELETEIRO (ESP)	Barcelona (Estadio Olímpico)	12 Jul 12	13.29	Jasmine MOORE (USA)	Greensboro, NC	17 Jun
14.10	Zhuri WANG (CHN)	Shanghai	17 Oct 97	13.21	María VICENTE (ESP)	Getafe	24 Jun
14.08	Davisleydi VELAZCO (CUB)	avana (Estadio Panamericano)	28 May 16	13.16	Qiujiao TAN (CHN)	Nairobi	14 Jul
14.07	Shaohua YU (CHN)	Deyang	14 May 02	13.14	Zulia HERNÁNDEZ (CUB)	La Habana (Estadio Panamericano)	11 Feb
14.02	Jiahui LI (CHN)	Shijiazhuang	22 Sep 86	13.12	Thalía de la C. PEDROSO (CUB)	avana (Estadio Panamericano)	16 Jun
14.02	Mabel GAY (CUB)	La Habana	29 Jul 00	13.08	Yumileidis MARTÉN (CUB)	La Habana (Estadio Panamericano)	17 Feb
13.93	Yanmei LI (CHN)	Wuhan	31 Oct 07	13.07	Youqi PAN (CHN)	Nanchang	20 Apr
				13.07	Diana Ana Maria ION (ROU)	Pitesti (Dobrin Stadium)	24 Jun



# RESULTS



## Triple Jump Girls - Qualification

With qualifying standard of 12.75 (Q) or at least the 12 best performers (q) advance to the Final

RECORDS	RESULT	NAME	COUNTRY	AGE	VENUE	DATE
World U18 Best	<b>WU18B</b>	14.57	Qiuyan HUANG	CHN	17	Shanghai 19 Oct 1997
Championship Record	<b>CR</b>	13.86	Cristine SPATARU	ROU	17	Sherbrooke 11 Jul 2003
World U18 Leading	<b>WU18L</b>	13.45	Aleksandra NACHEVA	BUL	16	Plovdiv (Deveti Septemvri Stadium) 8 Jul 2017

### Group A

14 July 2017 09:44 START TIME 16° C 82 %  
TEMPERATURE HUMIDITY  
10:18 END TIME 16° C 82 %

PLACE	BIB	NAME	COUNTRY	DATE of BIRTH	ORDER	RESULT	1	2	3
1	1082	Zulia HERNÁNDEZ	CUB	12 Dec 01	6	12.92 Q -0.2	12.92 -0.2		
2	1144	Victoria JOSSE	FRA	29 Oct 00	7	12.74 q +1.0	12.71 +1.1	X +0.4	12.74 +1.0
3	1008	Yana ABRAHAMIAN	ARM	20 Oct 00	2	12.57 q -0.9	12.38 -0.7	12.57 -0.9	12.40 +0.8
4	1061	Youqi PAN	CHN	10 Jul 00	9	12.50 q -0.5	12.50 -0.5	X +0.6	X +0.9
5	1042	Nerisnelia SOUSA	BRA	24 Feb 01	3	12.46 q -1.2	12.46 -1.2	X -0.3	11.26 +0.8
6	1091	Emma MAŠTALÍROVÁ	CZE	27 Nov 00	1	12.45 q +0.7	12.26 -0.4	12.30 -0.1	12.45 +0.7
7	1316	Neja OMANOVIC	SLO	20 Jan 00	5	12.33 +0.6	12.11 -1.1	X +0.5	12.33 +0.6
8	1349	Mariya ADAMCHUK	UKR	29 May 00	8	12.29 +0.9	12.29 +0.9	12.21 +0.4	12.23 +0.5
9	1189	Lizbeth Karoline JOSEPH	IND	26 May 00	4	12.19 -0.1	11.56 -0.4	12.19 -0.1	X +0.4

### Group B

14 July 2017 09:43 START TIME 16° C 82 %  
TEMPERATURE HUMIDITY  
10:15 END TIME 16° C 82 %

PLACE	BIB	NAME	COUNTRY	DATE of BIRTH	ORDER	RESULT	1	2	3
1	1065	Qiujiao TAN	CHN	28 May 00	9	13.16 Q <b>PB</b> +0.9	13.16 +0.9		
2	1046	Aleksandra NACHEVA	BUL	20 Aug 01	1	12.76 Q +0.6	11.52 -0.4	X +0.6	12.76 +0.6
3	1317	Eva PEPELNAK	SLO	4 Oct 00	7	12.73 q -0.2	12.73 -0.2	12.62 0.0	12.67 +0.6
4	1139	Tene CISSÉ	FRA	3 Mar 00	3	12.60 q -0.5	12.26 -0.9	12.60 -0.5	11.43 +0.7
5	1286	Diana Ana Maria ION	ROU	27 Nov 00	6	12.55 q +0.3	12.07 -0.2	12.37 +0.2	12.55 +0.3
6	1224	Gloria MULEI	KEN	28 Sep 00	5	12.46 q <b>PB</b> -0.2	12.46 -0.2	X -1.4	11.42 +0.8
7	1198	Lotavia BROWN	JAM	26 Nov 00	8	12.45 -0.2	12.23 -0.1	12.45 -0.2	12.00 +1.1
8	1345	Esra YILMAZ	TUR	5 Jan 00	2	12.36 +0.6	11.53 -0.8	12.27 +0.4	12.36 +0.6
9	1294	Ioana Georgiana ZORILA	ROU	4 Jan 00	4	11.86 +0.7	X -0.4	X -1.0	11.86 +0.7

#### ALL-TIME OUTDOOR TOP LIST

RESULT	NAME	VENUE	DATE
14.57	Qiuyan HUANG (CHN)	Shanghai	19 Oct 97
14.29	Ruiping REN (CHN)	Beijing (INOCAS)	13 Sep 93
14.25	Dailenys ALCÁNTARA (CUB)	zcz (Zdzislaw Krzyszkowiak)	10 Jul 08
14.17	Ana PELETEIRO (ESP)	Barcelona (Estadio Olímpico)	12 Jul 12
14.10	Zhuri WANG (CHN)	Shanghai	17 Oct 97
14.08	Davisleydi VELAZCO (CUB)	avana (Estadio Panamericano)	28 May 16
14.07	Shaohua YU (CHN)	Deyang	14 May 02
14.02	Jiahui LI (CHN)	Shijiazhuang	22 Sep 86
14.02	Mabel GAY (CUB)	La Habana	29 Jul 00
13.93	Yanmei LI (CHN)	Wuhan	31 Oct 07

#### SEASON OUTDOOR TOP LIST

RESULT	NAME	VENUE	2017
13.45	Aleksandra NACHEVA (BUL)	'lovdiv (Deveti Septemvri Stadium)	8 Jul
13.38	Yanq YANG (CHN)	Dalian	8 Jul
13.31	Heather ARNETON (FRA)	El Paso, TX	22 Apr
13.29	Jasmine MOORE (USA)	Greensboro, NC	17 Jun
13.21	Maria VICENTE (ESP)	Getafe	24 Jun
13.16	Qiujiao TAN (CHN)	Nairobi	14 Jul
13.14	Zulia HERNÁNDEZ (CUB)	La Habana (Estadio Panamericano)	11 Feb
13.12	Thalía de la C. PEDROSO (CUB)	avana (Estadio Panamericano)	16 Jun
13.08	Yumileidis MARTÉN (CUB)	La Habana (Estadio Panamericano)	17 Feb
13.07	Youqi PAN (CHN)	Nanchang	20 Apr
13.07	Diana Ana Maria ION (ROU)	Pitesti (Dobrin Stadium)	24 Jun



# RESULTS

## Shot Put Girls - Final



RECORDS	RESULT	NAME	COUNTRY	AGE	VENUE	DATE
World U18 Best	<b>WU18B</b>	20.52 Corrie DE BRUIN	NED	17	Assen	13 Jun 1993
Championship Record	<b>CR</b>	20.14 Emel DERELI	TUR	17	Donetsk	11 Jul 2013
World U18 Leading	<b>WU18L</b>	19.58 Jorinde VAN KLINKEN	NED	17	Halle	21 May 2017

12 July 2017 19:20 START TIME 20° C 70 %  
TEMPERATURE HUMIDITY  
20:37 END TIME 20° C 70 %

PLACE	BIB	NAME	COUNTRY	DATE OF BIRTH	ORDER	RESULT	1	2	3	ORDER	4	5	6
1	1154	Selina DANTZLER	GER	12 Mar 00	3	<b>17.64</b>	17.49	16.97	16.68	8	17.42	17.64	17.41
2	1068	Tianxiao YU	CHN	6 Jun 01	10	<b>17.62</b> PB	16.56	16.83	16.69	5	X	17.62	X
3	1063	Yue SUN	CHN	19 Jun 01	7	<b>17.59</b> PB	X	17.00	X	6	16.99	17.59	17.35
4	1170	Jule STEUER	GER	13 Sep 00	11	<b>17.03</b>	17.03	16.96	16.92	7	16.62	16.92	X
5	1302	Meike STRYDOM	RSA	25 Aug 00	8	<b>16.40</b> PB	14.57	X	14.87	1	15.86	X	16.40
6	1274	Ewa RÓZANSKA	POL	22 Dec 00	1	<b>15.79</b>	15.45	X	X	4	X	15.79	X
7	1358	Tetyana KRAVCHENKO	UKR	20 Aug 00	6	<b>15.71</b>	X	13.90	15.27	2	15.22	15.66	15.71
8	1036	Gleice Stefanie DE CASTRO	BRA	11 Jan 00	15	<b>15.40</b>	X	15.33	X	3	14.59	X	15.40
9	1093	Denisa PRECKOVÁ	CZE	16 Sep 00	4	<b>14.76</b>	14.29	14.73	14.76				
10	1239	Urte BACIANSKAITE	LTU	17 Sep 00	12	<b>14.74</b>	14.07	14.74	14.18				
11	1136	Ashley BOLOGNA	FRA	11 Apr 00	14	<b>14.72</b>	14.72	X	14.24				
12	1147	Amanda NGANDU-NTUMBA	FRA	24 Jun 00	9	<b>14.55</b>	14.34	14.55	14.24				
13	1291	Ioana Diana TIGANASU	ROU	16 Jan 00	5	<b>14.38</b>	13.83	X	14.38				
14	1027	Karyna YEHINIAN	BLR	20 Jan 01	2	<b>14.28</b>	14.24	13.82	14.28				
15	1210	Peninah AKOTH	KEN	11 Feb 00	13	<b>10.91</b>	10.91	X	X				

ALL-TIME OUTDOOR TOP LIST				SEASON OUTDOOR TOP LIST			
RESULT	NAME	VENUE	DATE	RESULT	NAME	VENUE	2017
20.52	Corrie DE BRUIN (NED)	Assen	13 Jun 93	19.58	Jorinde VAN KLINKEN (NED)	Halle	21 May
20.14	Emel DERELI (TUR)	Donetsk	11 Jul 13	18.19	Selina DANTZLER (GER)	Bad Rippoldsau-Schapbach	25 Jun
19.60	Aléna BUGAKOVA (RUS)	Chelyabinsk	4 Jul 14	17.62	Tianxiao YU (CHN)	Nairobi	12 Jul
19.58	Jorinde VAN KLINKEN (NED)	Halle	21 May 17	17.59	Yue SUN (CHN)	Nairobi	12 Jul
19.12	Melissa BOEKELMAN (NED)	Bergen op Zoom	1 Jul 06	17.50	Hongmei SHI (CHN)	Bangkok (National Stadium)	20 May
18.83	Tianqian GUO (CHN)	Yantai	13 Jul 12	17.27	Jule STEUER (GER)	Halle	21 May
18.56	Kristina RAKOCEVIC (MNE)	Bar	7 Mar 15	17.13	Denisa PRECKOVÁ (CZE)	Hodonín	6 May
18.53	Julia RITTER (GER)	Cali (Pascual Guerrero)	16 Jul 15	16.95	Ashley BOLOGNA (FRA)	Mont Dore	21 Jun
18.50	Alexandra EMILIANOV (MDA)	Tbilisi (New District Arena)	16 Jul 16	16.87	Xinhui LI (CHN)	Tomblaine	26 Jun
18.31	Alyssa WILSON (USA)	West Long Branch, NJ	5 Jun 16	16.85	Tetyana KRAVCHENKO (UKR)	Kropyvnytskyi	18 Jun

# RESULTS



## Discus Throw Girls - Final

RECORDS	RESULT	NAME	COUNTRY	AGE	VENUE	DATE
World U18 Best	<b>WU18B</b>	<b>65.86</b> Ilke WYLUDDA	GDR	17	Neubrandenburg (Jahn Sportpark)	1 Aug 1986
Championship Record	<b>CR</b>	<b>56.34</b> Yuchen XIE	CHN	17	Donetsk	10 Jul 2013
World U18 Leading	<b>WU18L</b>	<b>53.77</b> Jorinde VAN KLINKEN	NED	17	Halle	21 May 2017

14 July 2017 18:49 START TIME 22° C 57 %  
TEMPERATURE HUMIDITY  
19:57 END TIME 21° C 64 %

PLACE	BIB	NAME	COUNTRY	DATE OF BIRTH	ORDER	RESULT	1	2	3	ORDER	4	5	6
1	1085	Silinda O. MORALES	CUB	30 Aug 00	6	<b>52.89</b>	50.83	48.84	X	7	49.57	51.96	52.89
2	1152	Leia BRAUNAGEL	GER	5 Oct 00	12	<b>51.29</b>	51.29	X	50.80	8	49.46	X	X
3	1057	Quantong LIU	CHN	12 Jan 01	9	<b>50.10</b>	49.19	49.17	49.45	6	49.17	50.10	48.00
4	1303	Tharina VAN DER WALT	RSA	22 Feb 00	1	<b>47.27</b>	46.56	X	45.75	4	47.27	47.18	X
5	1067	Yuanyuan YIN	CHN	8 Oct 00	3	<b>46.78</b>	46.71	X	44.65	5	46.78	X	44.27
6	1174	Sandy UHLIG	GER	20 Apr 00	10	<b>46.36</b>	45.75	X	X	2	46.36	X	43.73
7	1147	Amanda NGANDU-NTUMBA	FRA	24 Jun 00	7	<b>46.22</b>	46.22	X	45.21	3	45.34	45.42	42.32
8	1274	Ewa RÓZANSKA	POL	22 Dec 00	2	<b>45.31</b>	45.31	X	44.47	1	X	43.77	44.53
9	1291	Ioana Diana TIGANASU	ROU	16 Jan 00	11	<b>44.63</b>	44.63	X	X				
10	1108	Rana AHMED	EGY	24 Aug 01	5	<b>42.42</b>	42.42	41.36	40.30				
11	1354	Daria HARKUSHA	UKR	20 Apr 00	8	<b>40.13</b>	39.47	40.13	X				
	1084	Melany del P. MATHEUS	CUB	19 Jan 01	4	<b>NM</b>	X	X	X				

ALL-TIME OUTDOOR TOP LIST				SEASON OUTDOOR TOP LIST			
RESULT	NAME	VENUE	DATE	RESULT	NAME	VENUE	2017
65.86	Ilke WYLUDDA (GDR)	Neubrandenburg (Jahn Sportpark)	1 Aug 86	53.77	Jorinde VAN KLINKEN (NED)	Halle	21 May
63.68	Astrid KUMBERNUSS (GDR)	Leipzig	28 Jul 87	53.21	Silinda O. MORALES (CUB)	La Habana (Estadio Panamericano)	12 May
62.42	Irina MESZYNSKI (GDR)	Erfurt	23 Jun 79	52.41	Yuanyuan YIN (CHN)	Nanchang	20 Apr
61.96	Larisa PLATONOVA-DROBAKHA (URS)	irmingham, GBR	5 Jun 83	52.22	Melany del P. MATHEUS (CUB)	La Habana (Estadio Panamericano)	15 Mar
60.50	Yan LIANG (CHN)	Kunshan	25 Sep 12	51.98	Shelby MORAN (USA)	Wilsonville, OR	22 Apr
60.32	Fenqinq LIU (CHN)	Shijiazhuang	22 Sep 96	51.76	Jocelynn BUDWIG (USA)	Clovis (Veteran's Memorial), CA	28 Apr
60.00	Evelin JAHL (GDR)	Duisburg	26 Aug 73	51.33	Leia BRAUNAGEL (GER)	Nairobi	12 Jul
59.84	Svetla MITKOVA-SINIRTAS (BUL)	Sofia	11 Jul 81	50.88	Kalynn MEYER (USA)	Superior, NE	13 Apr
59.76	Jana GÜNTHER (GDR)	Jena	5 Jun 85	50.85	Tharina VAN DER WALT (RSA)	Durban (Kings Park)	30 Mar
59.58	Zhili LUAN (CHN)	Shenyang	13 Sep 89	50.33	Quantong LIU (CHN)	Nanchang	20 Apr



# RESULTS



## Discus Throw Girls - Qualification

With qualifying standard of 48.00 (Q) or at least the 12 best performers (q) advance to the Final

RECORDS	RESULT	NAME	COUNTRY	AGE	VENUE	DATE	
World U18 Best	<b>WU18B</b>	<b>65.86</b>	Ilke WYLUDDA	GDR	17	Neubrandenburg (Jahn Sportpark)	1 Aug 1986
Championship Record	<b>CR</b>	<b>56.34</b>	Yuchen XIE	CHN	17	Donetsk	10 Jul 2013
World U18 Leading	<b>WU18L</b>	<b>53.77</b>	Jorinde VAN KLINKEN	NED	17	Halle	21 May 2017

**12 July 2017** 10:40 START TIME  
17° C TEMPERATURE 77% HUMIDITY  
11:43 END TIME 22° C 57%

PLACE	BIB	NAME	COUNTRY	DATE OF BIRTH	ORDER	RESULT	1	2	3
1	1152	Leia BRAUNAGEL	GER	5 Oct 00	15	<b>51.33</b> Q <b>PB</b>	51.33		
2	1085	Silinda O. MORALES	CUB	30 Aug 00	2	<b>50.54</b> Q	50.54		
3	1303	Tharina VAN DER WALT	RSA	22 Feb 00	11	<b>48.81</b> Q	48.81		
4	1084	Melany del P. MATHEUS	CUB	19 Jan 01	8	<b>48.30</b> Q	44.44	48.30	
5	1174	Sandy UHLIG	GER	20 Apr 00	9	<b>46.76</b> q	46.76	42.93	X
6	1274	Ewa RÓZANSKA	POL	22 Dec 00	4	<b>46.68</b> q <b>SB</b>	44.60	46.68	X
7	1057	Quantong LIU	CHN	12 Jan 01	14	<b>46.65</b> q	46.46	44.70	46.65
8	1147	Amanda NGANDU-NTUMBA	FRA	24 Jun 00	13	<b>46.42</b> q	45.47	43.68	46.42
9	1291	Ioana Diana TIGANASU	ROU	16 Jan 00	5	<b>45.63</b> q	X	44.94	45.63
10	1354	Daria HARKUSHA	UKR	20 Apr 00	17	<b>44.24</b> q	44.24	X	X
11	1108	Rana AHMED	EGY	24 Aug 01	10	<b>43.56</b> q	40.83	41.58	43.56
12	1067	Yuanyuan YIN	CHN	8 Oct 00	3	<b>43.53</b> q	43.53	X	X
13	1110	Rima NASR	EGY	19 Jun 00	12	<b>42.60</b>	42.60	40.45	X
14	1095	Annesofie HARTMANN NIELSE	DEN	22 Sep 00	16	<b>41.18</b>	X	X	41.18
15	1205	Kimone REID	JAM	16 Aug 00	6	<b>40.84</b>	40.43	X	40.84
16	1362	Dahiana LÓPEZ	URU	31 Aug 01	1	<b>40.12</b>	36.26	X	40.12
	1216	Vivian CHEPTOO	KEN	28 Oct 00	7	<b>DNS</b>			

ALL-TIME OUTDOOR TOP LIST				SEASON OUTDOOR TOP LIST			
RESULT	NAME	VENUE	DATE	RESULT	NAME	VENUE	2017
65.86	Ilke WYLUDDA (GDR)	Neubrandenburg (Jahn Sportpark)	1 Aug 86	53.77	Jorinde VAN KLINKEN (NED)	Halle	21 May
63.68	Astrid KUMBERNUSS (GDR)	Leipzig	28 Jul 87	53.21	Silinda O. MORALES (CUB)	La Habana (Estadio Panamericano)	12 May
62.42	Irina MESZYNSKI (GDR)	Erfurt	23 Jun 79	52.41	Yuanyuan YIN (CHN)	Nanchang	20 Apr
61.96	Larisa PLATONOVA-DROBAKHA (URS)	irmingham, GBR	5 Jun 83	52.22	Melany del P. MATHEUS (CUB)	La Habana (Estadio Panamericano)	15 Mar
60.50	Yan LIANG (CHN)	Kunshan	25 Sep 12	51.98	Shelby MORAN (USA)	Wilsonville, OR	22 Apr
60.32	Fenqing LIU (CHN)	Shijiazhuang	22 Sep 96	51.76	Jocelynn BUDWIG (USA)	Clovis (Veteran's Memorial), CA	28 Apr
60.00	Evelin JAHL (GDR)	Duisburg	26 Aug 73	51.33	Leia BRAUNAGEL (GER)	Nairobi	12 Jul
59.84	Svetla MITKOVA-SINIRTAS (BUL)	Sofia	11 Jul 81	50.88	Kalynn MEYER (USA)	Superior, NE	13 Apr
59.76	Jana GÜNTHER (GDR)	Jena	5 Jun 85	50.85	Tharina VAN DER WALT (RSA)	Durban (Kings Park)	30 Mar
59.58	Zhili LUAN (CHN)	Shenyang	13 Sep 89	50.33	Quantong LIU (CHN)	Nanchang	20 Apr



# RESULTS



## Hammer Throw Girls - Final

RECORDS	RESULT	NAME	COUNTRY	AGE	VENUE	DATE
World U18 Best	<b>WU18B</b>	<b>76.04</b>	Réka GYURÁTZ	HUN	17	Zalaegerszeg 23 Jun 2013
Championship Record	<b>CR</b>	<b>73.20</b>	Réka GYURÁTZ	HUN	17	Donetsk 13 Jul 2013
World U18 Leading	<b>WU18L</b>	<b>71.12</b>	Amanda ALMENDÁRIZ	CUB	17	Nairobi 15 Jul 2017

15 July 2017 16:34 START TIME 24° C 54 %  
TEMPERATURE HUMIDITY  
17:51 END TIME 24° C 50 %

PLACE	BIB	NAME	COUNTRY	DATE of BIRTH	ORDER	RESULT	1	2	3	ORDER	4	5	6
1	1078	Amanda ALMENDÁRIZ	CUB	19 Nov 00	4	<b>71.12</b> <b>WU18L</b>	65.72	71.12	X	8	X	X	67.45
2	1083	Yaritza de la C. MARTÍNEZ	CUB	3 Feb 00	9	<b>69.75</b>	67.97	69.75	X	7	X	X	X
3	1026	Katsiaryna VALADKEVICH	BLR	20 Jan 00	7	<b>68.17</b>	66.05	64.61	62.93	5	64.66	68.17	X
4	1138	Juliette CIOFANI	FRA	5 Sep 00	5	<b>67.54</b> <b>PB</b>	66.85	67.54	62.47	6	62.62	67.02	64.74
5	1025	Tatsiana RAMANOVICH	BLR	26 Mar 00	11	<b>66.25</b>	X	64.64	X	3	64.80	66.25	X
6	1343	Dünya Ezgi SAYAN	TUR	26 Feb 00	12	<b>65.05</b> <b>PB</b>	X	64.74	63.04	4	64.55	65.05	63.63
7	1117	Natalia SÁNCHEZ	ESP	8 May 00	10	<b>64.59</b>	62.35	63.68	64.59	2	X	59.17	63.43
8	1116	Gema MARTÍ	ESP	19 Jul 00	8	<b>64.43</b>	64.43	X	63.82	1	X	X	X
9	1303	Tharina VAN DER WALT	RSA	22 Feb 00	2	<b>61.45</b>	X	X	61.45				
10	1266	Ximena ZORRILLA	PER	2 Nov 00	3	<b>60.72</b>	57.53	60.72	55.81				
11	1310	Lina CATER	SLO	5 Oct 00	1	<b>58.70</b>	58.70	X	54.89				
12	1270	Aleksandra KUFEL	POL	7 Sep 01	6	<b>57.97</b>	57.97	X	X				

ALL-TIME OUTDOOR TOP LIST				SEASON OUTDOOR TOP LIST			
RESULT	NAME	VENUE	DATE	RESULT	NAME	VENUE	2017
76.04	Réka GYURÁTZ (HUN)	Zalaegerszeg	23 Jun 13	71.12	Amanda ALMENDÁRIZ (CUB)	Nairobi	15 Jul
74.38	Helga VÖLGYI (HUN)	Zalaegerszeg	23 Jun 13	69.87	Yaritza de la C. MARTÍNEZ (CUB)	ana (Estadio Panamericano)	30 Jun
73.97	Zsófia BÁCISKAY (HUN)	Budapest	1 Mar 14	69.58	Ana Adela STANCIU (ROU)	Istanbul	3 Jun
73.33	Barbara ŠPILER (SLO)	Varaždin	5 Jul 08	69.04	Katsiaryna VALADKEVICH (BLR)	Grodno	16 Jun
71.68	Sofia PALKINA (RUS)	Adler (Stadion Yunost)	23 Feb 15	68.29	Neele KOOPMANN (GER)	Fränkisch-Crumbach	5 Jun
71.14	Alexandra HULLEY (AUS)	Adelaide (Santos Stadium)	6 Dec 14	68.00	Valeriya IVANENKO (UKR)	Bursa	7 May
71.12	Amanda ALMENDÁRIZ (CUB)	Nairobi	15 Jul 17	67.85	Zsanett NÉMETH (HUN)	Szombathely	29 Apr
71.01	Petra JAKELJIC (CRO)	Sokolac	29 Jul 12	67.81	Li Ji (CHN)	Bangkok (National Stadium)	21 May
70.72	Grete AHLBERG (SWE)	Kalmar	23 Aug 15	67.54	Juliette CIOFANI (FRA)	Nairobi	15 Jul
70.27	Lucia PRINETTI ANZALAPAYA (ITA)	g (Olympic Stadium)	21 Aug 14	67.37	Gema MARTÍ (ESP)	Getafe	25 Jun

# SUMMARY



## Hammer Throw Girls - Qualification

With qualifying standard of 67.00 (Q) or at least the 12 best performers (q) advance to the Final


RECORDS	RESULT	NAME	COUNTRY	AGE	VENUE	DATE
World U18 Best <b>WU18B</b>	<b>76.04</b>	Réka GYURÁTZ	HUN	17	Zalaegerszeg	23 Jun 2013
Championship Record <b>CR</b>	<b>73.20</b>	Réka GYURÁTZ	HUN	17	Donetsk	13 Jul 2013
World U18 Leading <b>WU18L</b>	<b>69.87</b>	Yaritza de la C. MARTÍNEZ	CUB	17	La Habana (Estadio Panamericano)	30 Jun 2017

13 July 2017

RANK	PLACE	GROUP	BIB	NAME	COUNTRY	DATE of BIRTH	RESULT	
1	1	B	1083	Yaritza de la C. MARTÍNEZ	CUB	3 Feb 00	<b>67.90</b>	<b>Q</b>
2	1	A	1078	Amanda ALMENDÁRIZ	CUB	19 Nov 00	<b>66.92</b>	<b>q</b>
3	2	A	1116	Gema MARTÍ	ESP	19 Jul 00	<b>66.20</b>	<b>q</b>
4	3	A	1026	Katsiaryna VALADKEVICH	BLR	20 Jan 00	<b>65.31</b>	<b>q</b>
5	4	A	1343	Dünya Ezgi SAYAN	TUR	26 Feb 00	<b>64.61</b>	<b>q</b>
6	2	B	1117	Natalia SÁNCHEZ	ESP	8 May 00	<b>64.34</b>	<b>q</b>
7	5	A	1266	Ximena ZORRILLA	PER	2 Nov 00	<b>63.77</b>	<b>q</b> <b>PB</b>
8	3	B	1025	Tatsiana RAMANOVICH	BLR	26 Mar 00	<b>63.29</b>	<b>q</b>
9	4	B	1303	Tharina VAN DER WALT	RSA	22 Feb 00	<b>63.10</b>	<b>q</b>
10	6	A	1270	Aleksandra KUFEL	POL	7 Sep 01	<b>62.85</b>	<b>q</b>
11	5	B	1138	Juliette CIOFANI	FRA	5 Sep 00	<b>62.65</b>	<b>q</b>
12	7	A	1310	Lina CATER	SLO	5 Oct 00	<b>62.10</b>	<b>q</b>
13	6	B	1054	Li JI	CHN	14 Dec 00	<b>61.87</b>	
14	8	A	1172	Rebecca TOMANN	GER	5 May 00	<b>61.86</b>	
15	7	B	1250	Grace WONG XIU MEI	MAS	18 Jan 00	<b>61.28</b>	<b>PB</b>
16	9	A	1363	Antonella CREAZZOLA	VEN	29 Jan 00	<b>60.98</b>	
17	8	B	1097	Lisse Lote JEPSEN	DEN	24 Sep 00	<b>59.28</b>	
18	9	B	1252	Diana Guadalupe JACOBO	MEX	31 Jul 00	<b>56.05</b>	
19	10	B	1355	Valeriya IVANENKO	UKR	16 Aug 01	<b>55.91</b>	
20	11	B	1278	Angelika WOZNIK	POL	21 May 00	<b>54.86</b>	
		A	1290	Ana Adela STANCIU	ROU	13 Jun 00	<b>NM</b>	
		A	1208	Christabel ABUTI	KEN	25 Dec 00	<b>NM</b>	

ALL-TIME OUTDOOR TOP LIST				SEASON OUTDOOR TOP LIST			
RESULT	NAME	VENUE	DATE	RESULT	NAME	VENUE	2017
76.04	Réka GYURÁTZ (HUN)	Zalaegerszeg	23 Jun 13	69.87	Yaritza de la C. MARTÍNEZ (CUB)	La Habana (Estadio Panamericano)	30 Jun
74.38	Helga VÖLGYI (HUN)	Zalaegerszeg	23 Jun 13	69.58	Ana Adela STANCIU (ROU)	Istanbul	3 Jun
73.97	Zsófia BÁCISKAY (HUN)	Budapest	1 Mar 14	69.04	Katsiaryna VALADKEVICH (BLR)	Grodno	16 Jun
73.33	Barbara ŠPILER (SLO)	Varaždin	5 Jul 08	68.38	Amanda ALMENDÁRIZ (CUB)	La Habana (Estadio Panamericano)	14 Mar
71.68	Sofia PALKINA (RUS)	Adler (Stadion Yunost)	23 Feb 15	68.29	Neele KOOPMANN (GER)	Fränkisch-Crumbach	5 Jun
71.14	Alexandra HULLEY (AUS)	Adelaide (Santos Stadium)	6 Dec 14	68.00	Valeriya IVANENKO (UKR)	Bursa	7 May
71.01	Petra JAKELJIC (CRO)	Sokolac	29 Jul 12	67.85	Zsanett NÉMETH (HUN)	Szombathely	29 Apr
70.72	Grete AHLBERG (SWE)	Kalmar	23 Aug 15	67.81	Li JI (CHN)	Bangkok (National Stadium)	21 May
70.27	Lucia PRINETTI ANZALAPAYA (ITA)	Olympic Stadium	21 Aug 14	67.37	Gema MARTÍ (ESP)	Getafe	25 Jun
70.00	Beatrice Nedberge LLANO (NOR)	Haugesund	5 Sep 14	66.99	Tharina VAN DER WALT (RSA)	Pretoria (Tuks)	13 May

# RESULTS



## Hammer Throw Girls - Qualification

With qualifying standard of 67.00 (Q) or at least the 12 best performers (q) advance to the Final

RECORDS	RESULT	NAME	COUNTRY	AGE	VENUE	DATE
World U18 Best	<b>WU18B</b>	<b>76.04</b>	Réka GYURÁTZ	HUN	17	Zalaegerszeg 23 Jun 2013
Championship Record	<b>CR</b>	<b>73.20</b>	Réka GYURÁTZ	HUN	17	Donetsk 13 Jul 2013
World U18 Leading	<b>WU18L</b>	<b>69.87</b>	Yaritza de la C. MARTÍNEZ	CUB	17	La Habana (Estadio Panamericano) 30 Jun 2017

### Group A

**13 July 2017 11:49** START TIME  
TEMPERATURE 17° C HUMIDITY 88 %  
12:33 END TIME  
18° C 83 %

PLACE	BIB	NAME	COUNTRY	DATE OF BIRTH	ORDER	RESULT	1	2	3
1	1078	Amanda ALMENDÁRIZ	CUB	19 Nov 00	4	<b>66.92</b> q	X	66.92	X
2	1116	Gema MARTÍ	ESP	19 Jul 00	3	<b>66.20</b> q	62.74	X	66.20
3	1026	Katsiaryna VALADKEVICH	BLR	20 Jan 00	9	<b>65.31</b> q	65.31	62.48	63.61
4	1343	Dünya Ezgi SAYAN	TUR	26 Feb 00	11	<b>64.61</b> q	61.88	64.61	63.67
5	1266	Ximena ZORRILLA	PER	2 Nov 00	5	<b>63.77</b> q <b>PB</b>	X	X	63.77
6	1270	Aleksandra KUFEL	POL	7 Sep 01	2	<b>62.85</b> q	X	62.85	X
7	1310	Lina CATER	SLO	5 Oct 00	6	<b>62.10</b> q	X	55.76	62.10
8	1172	Rebecca TOMANN	GER	5 May 00	8	<b>61.86</b>	X	X	61.86
9	1363	Antonella CREAZZOLA	VEN	29 Jan 00	10	<b>60.98</b>	59.04	59.15	60.98
	1208	Christabel ABUTI	KEN	25 Dec 00	7	<b>NM</b>	X	X	X
	1290	Ana Adela STANCIU	ROU	13 Jun 00	1	<b>NM</b>	X	X	X

### Group B

**13 July 2017 12:54** START TIME  
TEMPERATURE 18° C HUMIDITY 83 %  
13:49 END TIME  
20° C 73 %

PLACE	BIB	NAME	COUNTRY	DATE OF BIRTH	ORDER	RESULT	1	2	3
1	1083	Yaritza de la C. MARTÍNEZ	CUB	3 Feb 00	11	<b>67.90</b> Q	67.90		
2	1117	Natalia SÁNCHEZ	ESP	8 May 00	6	<b>64.34</b> q	X	62.78	64.34
3	1025	Tatsiana RAMANOVICH	BLR	26 Mar 00	1	<b>63.29</b> q	63.29	62.47	60.31
4	1303	Tharina VAN DER WALT	RSA	22 Feb 00	7	<b>63.10</b> q	X	61.76	63.10
5	1138	Juliette CIOFANI	FRA	5 Sep 00	3	<b>62.65</b> q	X	62.65	X
6	1054	Li JI	CHN	14 Dec 00	4	<b>61.87</b>	61.36	61.87	61.55
7	1250	Grace WONG XIU MEI	MAS	18 Jan 00	2	<b>61.28</b> <b>PB</b>	57.52	61.28	60.74
8	1097	Lisse Lote JEPSEN	DEN	24 Sep 00	9	<b>59.28</b>	X	X	59.28
9	1252	Diana Guadalupe JACOBO	MEX	31 Jul 00	8	<b>56.05</b>	56.05	X	X
10	1355	Valeriya IVANENKO	UKR	16 Aug 01	10	<b>55.91</b>	X	55.91	49.11
11	1278	Angelika WOZNIAK	POL	21 May 00	5	<b>54.86</b>	X	X	54.86

#### ALL-TIME OUTDOOR TOP LIST

RESULT	NAME	VENUE	DATE
76.04	Réka GYURÁTZ (HUN)	Zalaegerszeg	23 Jun 13
74.38	Helga VÖLGYI (HUN)	Zalaegerszeg	23 Jun 13
73.97	Zsófia BÁCISKAY (HUN)	Budapest	1 Mar 14
73.33	Barbara ŠPILER (SLO)	Varaždin	5 Jul 08
71.68	Sofia PALKINA (RUS)	Adler (Stadion Yunost)	23 Feb 15
71.14	Alexandra HULLEY (AUS)	Adelaide (Santos Stadium)	6 Dec 14
71.01	Petra JAKELJIC (CRO)	Sokolac	29 Jul 12
70.72	Grete AHLBERG (SWE)	Kalmar	23 Aug 15
70.27	Lucia PRINETTI ANZALAPAYA (ITA)	Olympic Stadium	21 Aug 14
70.00	Beatrice Nedberge LLANO (NOR)	Haugesund	5 Sep 14

#### SEASON OUTDOOR TOP LIST

RESULT	NAME	VENUE	2017
69.87	Yaritza de la C. MARTÍNEZ (CUB)	La Habana (Estadio Panamericano)	30 Jun
69.58	Ana Adela STANCIU (ROU)	Istanbul	3 Jun
69.04	Katsiaryna VALADKEVICH (BLR)	Grodno	16 Jun
68.38	Amanda ALMENDÁRIZ (CUB)	La Habana (Estadio Panamericano)	14 Mar
68.29	Neele KOOPMANN (GER)	Fränkisch-Crumbach	5 Jun
68.00	Valeriya IVANENKO (UKR)	Bursa	7 May
67.85	Zsanett NÉMETH (HUN)	Szombathely	29 Apr
67.81	Li JI (CHN)	Bangkok (National Stadium)	21 May
67.37	Gema MARTÍ (ESP)	Getafe	25 Jun
66.99	Tharina VAN DER WALT (RSA)	Pretoria (Tuks)	13 May

# RESULTS



## Javelin Throw Girls - Final

RECORDS	RESULT	NAME	COUNTRY	AGE	VENUE	DATE
World U18 Best	<b>WU18B</b>	65.44 Marisleisys DUARTHE	CUB	17	La Habana (Estadio Panamericano)	25 May 2017
Championship Record	<b>CR</b>	62.92 Marisleisys DUARTHE	CUB	17	Nairobi	16 Jul 2017
World U18 Leading	<b>WU18L</b>	65.44 Marisleisys DUARTHE	CUB	17	La Habana (Estadio Panamericano)	25 May 2017

16 July 2017 15:16 START TIME 24° C 47 %  
TEMPERATURE HUMIDITY  
16:23 END TIME 25° C 47 %

PLACE	BIB	NAME	COUNTRY	DATE of BIRTH	ORDER	RESULT	1	2	3	ORDER	4	5	6
1	1080	Marisleisys DUARTHE	CUB	17 Sep 00	10	<b>62.92</b> <b>CR</b>	57.83	57.90	62.92	8	55.45	54.05	58.82
2	1050	Qing CAI	CHN	8 Mar 00	11	<b>57.01</b>	50.73	52.47	X	4	48.52	51.17	57.01
3	1052	Qianqian DAI	CHN	23 Aug 00	5	<b>54.96</b>	48.66	50.62	53.55	7	52.54	54.96	51.73
4	1175	Julia ULBRICHT	GER	28 Nov 00	8	<b>54.77</b> <b>PB</b>	48.63	50.84	53.18	6	52.44	51.30	54.77
5	1081	Melissa M. HERNÁNDEZ	CUB	16 Mar 01	2	<b>53.02</b>	53.02	52.76	51.03	5	X	X	51.60
6	1024	Yuliya MAKEYEVA	BLR	5 Nov 00	1	<b>51.80</b>	50.85	X	51.80	3	50.19	48.93	49.56
7	1276	Maria SZRAMIAK	POL	5 Jul 00	7	<b>51.53</b>	51.47	50.43	51.53	2	X	X	49.96
8	1103	Yuleixi Anaí ANGULO	ECU	2 Jan 01	6	<b>51.43</b> <b>PB</b>	51.43	48.34	X	1	40.08	46.80	48.39
9	1178	Lea Luis WIPPER	GER	14 Oct 01	12	<b>50.68</b>	50.68	44.86	49.18				
10	1022	Karyna BUTKEVICH	BLR	5 Oct 01	9	<b>49.33</b>	49.33	47.08	46.10				
11	1039	Alana MARANHÃO	BRA	25 Jan 01	4	<b>47.81</b>	47.47	47.81	45.31				
12	1305	Jana VAN SCHALKWYK	RSA	7 Mar 01	3	<b>47.64</b>	40.44	47.64	43.08				

ALL-TIME OUTDOOR TOP LIST				SEASON OUTDOOR TOP LIST			
RESULT	NAME	VENUE	DATE	RESULT	NAME	VENUE	2017
65.44	Marisleisys DUARTHE (CUB)	La Habana (Estadio Panamericano)	25 May 17	65.44	Marisleisys DUARTHE (CUB)	La Habana (Estadio Panamericano)	25 May
61.97	Yuzhen YU (CHN)	Doha (Hamad Bin Suhaim)	8 May 15	58.85	Kaja Mørch PETERSEN (NOR)	Skien	3 Jun
61.47	Mackenzie LITTLE (AUS)	Donetsk	11 Jul 13	58.30	Carolina VISCA (ITA)	Halle	21 May
60.89	Arianne DUARTE MORAIS (NOR)	Oslo (New District Arena)	17 Jul 16	57.03	Qing CAI (CHN)	Nanchang	19 Apr
60.39	Sofi FLINK (SWE)	Espoo	19 Aug 12	56.71	Julia VALTANEN (FIN)	Pihtipudas	29 Jun
60.35	Haruka KITAGUCHI (JPN)	Calicut (Pascual Guerrero)	16 Jul 15	56.47	Yuliya MAKEYEVA (BLR)	Nairobi	15 Jul
60.09	Carolina VISCA (ITA)	Tbilisi (New District Arena)	1 Aug 15	56.29	Yu LIAO (CHN)	Bangkok (National Stadium)	22 May
59.94	Yulenmis AGUILAR (CUB)	Donetsk	11 Jul 13	55.98	Qianqian DAI (CHN)	Halle	21 May
59.52	Hanna TARASIUK (BLR)	Nanjing (Olympic Stadium)	25 Aug 14	55.98	Melissa M. HERNÁNDEZ (CUB)	La Habana (Estadio Panamericano)	25 May
59.07	Margaux NICOLLIN (FRA)	Lens	21 Jul 12	55.77	Jing ZHANG (CHN)	Nanchang	19 Apr





# SUMMARY



## Javelin Throw Girls - Qualification

With qualifying standard of 53.00 (Q) or at least the 12 best performers (q) advance to the Final

RECORDS	RESULT	NAME	COUNTRY	AGE	VENUE	DATE
World U18 Best <b>WU18B</b>	<b>65.44</b>	Marisleisys DUARTHE	CUB	17	La Habana (Estadio Panamericano)	25 May 2017
Championship Record <b>CR</b>	<b>61.47</b>	Mackenzie LITTLE	AUS	17	Donetsk	11 Jul 2013
World U18 Leading <b>WU18L</b>	<b>65.44</b>	Marisleisys DUARTHE	CUB	17	La Habana (Estadio Panamericano)	25 May 2017

15 July 2017

RANK	PLACE	GROUP	BIB	NAME	COUNTRY	DATE of BIRTH	RESULT	
1	1	B	1080	Marisleisys DUARTHE	CUB	17 Sep 00	<b>57.29</b>	Q
2	2	B	1024	Yuliya MAKEYEVA	BLR	5 Nov 00	<b>56.47</b>	Q <b>PB</b>
3	3	B	1052	Qianqian DAI	CHN	23 Aug 00	<b>54.96</b>	Q
4	1	A	1050	Qing CAI	CHN	8 Mar 00	<b>54.87</b>	Q
5	2	A	1305	Jana VAN SCHALKWYK	RSA	7 Mar 01	<b>53.69</b>	Q <b>PB</b>
6	3	A	1175	Julia ULBRICHT	GER	28 Nov 00	<b>53.32</b>	Q <b>PB</b>
7	4	B	1178	Lea Luis WIPPER	GER	14 Oct 01	<b>52.75</b>	q
8	5	B	1276	Maria SZRAMIAK	POL	5 Jul 00	<b>51.42</b>	q
9	4	A	1039	Alana MARANHÃO	BRA	25 Jan 01	<b>50.97</b>	q <b>PB</b>
10	5	A	1081	Melissa M. HERNÁNDEZ	CUB	16 Mar 01	<b>50.96</b>	q
11	6	A	1103	Yuleixi Anaí ANGULO	ECU	2 Jan 01	<b>49.44</b>	q
12	7	A	1022	Karyna BUTKEVICH	BLR	5 Oct 01	<b>48.92</b>	q
13	6	B	1076	Yiseth Magalí JIMÉNEZ	COL	19 Apr 00	<b>47.56</b>	
14	7	B	1309	Zoja ŠUŠTERŠIČ	SLO	29 May 00	<b>46.81</b>	
15	8	B	1235	Nikola OZOLA	LAT	2 Feb 01	<b>44.49</b>	
16	9	B	1360	Marianna SAVDZHY	UKR	10 Jul 01	<b>42.64</b>	
17	8	A	1267	Malgorzata CZARNATA	POL	24 Jan 01	<b>41.46</b>	
18	9	A	1213	Cynthia CHEBET	KEN	6 Jul 00	<b>40.78</b>	
19	10	A	1253	Mayela Guadalupe OROZCO	MEX	22 Jan 00	<b>40.66</b>	

ALL-TIME OUTDOOR TOP LIST				SEASON OUTDOOR TOP LIST			
RESULT	NAME	VENUE	DATE	RESULT	NAME	VENUE	2017
65.44	Marisleisys DUARTHE (CUB)	ina (Estadio Panamericano)	25 May 17	65.44	Marisleisys DUARTHE (CUB)	a Habana (Estadio Panamericano)	25 May
61.97	Yuzhen YU (CHN)	Doha (Hamad Bin Suhaim)	8 May 15	58.85	Kaja Mørch PETERSEN (NOR)	Skien	3 Jun
61.47	Mackenzie LITTLE (AUS)	Donetsk	11 Jul 13	58.30	Carolina VISCA (ITA)	Halle	21 May
60.89	Arianne DUARTE MORAIS (NOR)	isi (New District Arena)	17 Jul 16	57.03	Qing CAI (CHN)	Nanchang	19 Apr
60.39	Sofi FLINK (SWE)	Espoo	19 Aug 12	56.71	Julia VALTANEN (FIN)	Pihtipudas	29 Jun
60.35	Haruka KITAGUCHI (JPN)	Calí (Pascual Guerrero)	16 Jul 15	56.47	Yuliya MAKEYEVA (BLR)	Nairobi	15 Jul
60.09	Carolina VISCA (ITA)	Tbilisi (New District Arena)	1 Aug 15	56.29	Yu LIAO (CHN)	Bangkok (National Stadium)	22 May
59.94	Yulenmis AGUILAR (CUB)	Donetsk	11 Jul 13	55.98	Qianqian DAI (CHN)	Halle	21 May
59.52	Hanna TARASIUK (BLR)	Nanjing (Olympic Stadium)	25 Aug 14	55.98	Melissa M. HERNÁNDEZ (CUB)	labana (Estadio Panamericano)	25 May
59.07	Margaux NICOLLIN (FRA)	Lens	21 Jul 12	55.77	Jing ZHANG (CHN)	Nanchang	19 Apr



# RESULTS



## Javelin Throw Girls - Qualification

With qualifying standard of 53.00 (Q) or at least the 12 best performers (q) advance to the Final

RECORDS	RESULT	NAME	COUNTRY	AGE	VENUE	DATE	
World U18 Best	<b>WU18B</b>	<b>65.44</b>	Marisleisys DUARTHE	CUB	17	La Habana (Estadio Panamericano)	25 May 2017
Championship Record	<b>CR</b>	<b>61.47</b>	Mackenzie LITTLE	AUS	17	Donetsk	11 Jul 2013
World U18 Leading	<b>WU18L</b>	<b>65.44</b>	Marisleisys DUARTHE	CUB	17	La Habana (Estadio Panamericano)	25 May 2017

### Group A

**15 July 2017 09:34** START TIME  
14° C 88 %  
TEMPERATURE HUMIDITY  
**10:03** END TIME  
15° C 82 %

PLACE	BIB	NAME	COUNTRY	DATE of BIRTH	ORDER	RESULT	1	2	3
1	1050	Qing CAI	CHN	8 Mar 00	10	<b>54.87</b> Q	50.71	52.45	54.87
2	1305	Jana VAN SCHALKWYK	RSA	7 Mar 01	4	<b>53.69</b> Q <b>PE</b>	53.69		
3	1175	Julia ULBRICHT	GER	28 Nov 00	3	<b>53.32</b> Q <b>PE</b>	53.32		
4	1039	Alana MARANHÃO	BRA	25 Jan 01	6	<b>50.97</b> q <b>PE</b>	45.23	X	50.97
5	1081	Melissa M. HERNÁNDEZ	CUB	16 Mar 01	1	<b>50.96</b> q	50.16	50.96	48.35
6	1103	Yuleixi Anaí ANGULO	ECU	2 Jan 01	8	<b>49.44</b> q	X	49.44	46.71
7	1022	Karyna BUTKEVICH	BLR	5 Oct 01	5	<b>48.92</b> q	47.15	47.81	48.92
8	1267	Malgorzata CZARNATA	POL	24 Jan 01	9	<b>41.46</b>	X	X	41.46
9	1213	Cynthia CHEBET	KEN	6 Jul 00	7	<b>40.78</b>	40.78	X	X
10	1253	Mayela Guadalupe OROZCO	MEX	22 Jan 00	2	<b>40.66</b>	X	40.66	38.80

### Group B

**15 July 2017 10:40** START TIME  
15° C 82 %  
TEMPERATURE HUMIDITY  
**11:11** END TIME  
18° C 68 %

PLACE	BIB	NAME	COUNTRY	DATE of BIRTH	ORDER	RESULT	1	2	3
1	1080	Marisleisys DUARTHE	CUB	17 Sep 00	3	<b>57.29</b> Q	57.29		
2	1024	Yuliya MAKEYEVA	BLR	5 Nov 00	9	<b>56.47</b> Q <b>PE</b>	56.47		
3	1052	Qianqian DAI	CHN	23 Aug 00	6	<b>54.96</b> Q	X	54.96	
4	1178	Lea Luis WIPPER	GER	14 Oct 01	8	<b>52.75</b> q	46.69	X	52.75
5	1276	Maria SZRAMIAK	POL	5 Jul 00	2	<b>51.42</b> q	49.51	51.42	47.67
6	1076	Yiseth Magalí JIMÉNEZ	COL	19 Apr 00	4	<b>47.56</b>	44.95	47.56	46.50
7	1309	Zoja ŠUŠTERŠIČ	SLO	29 May 00	1	<b>46.81</b>	42.38	46.81	45.08
8	1235	Nikola OZOLA	LAT	2 Feb 01	7	<b>44.49</b>	40.59	44.49	44.01
9	1360	Marianna SAVDZHY	UKR	10 Jul 01	5	<b>42.64</b>	X	37.10	42.64

### ALL-TIME OUTDOOR TOP LIST

### SEASON OUTDOOR TOP LIST

RESULT	NAME	VENUE	DATE	RESULT	NAME	VENUE	2017
65.44	Marisleisys DUARTHE (CUB)	ina (Estadio Panamericano)	25 May 17	65.44	Marisleisys DUARTHE (CUB)	a Habana (Estadio Panamericano)	25 May
61.97	Yuzhen YU (CHN)	Doha (Hamad Bin Suhaim)	8 May 15	58.85	Kaja Mørch PETTERSEN (NOR)	Skien	3 Jun
61.47	Mackenzie LITTLE (AUS)	Donetsk	11 Jul 13	58.30	Carolina VISCA (ITA)	Halle	21 May
60.89	Arianne DUARTE MORAIS (NOR)	isi (New District Arena)	17 Jul 16	57.03	Qing CAI (CHN)	Nanchang	19 Apr
60.39	Sofi FLINK (SWE)	Espoo	19 Aug 12	56.71	Julia VALTANEN (FIN)	Pihtipudas	29 Jun
60.35	Haruka KITAGUCHI (JPN)	Cali (Pascual Guerrero)	16 Jul 15	56.47	Yuliya MAKEYEVA (BLR)	Nairobi	15 Jul
60.09	Carolina VISCA (ITA)	Tbilisi (New District Arena)	1 Aug 15	56.29	Yu LIAO (CHN)	Bangkok (National Stadium)	22 May
59.94	Yulenmis AGUILAR (CUB)	Donetsk	11 Jul 13	55.98	Qianqian DAI (CHN)	Halle	21 May
59.52	Hanna TARASIUK (BLR)	Nanjing (Olympic Stadium)	25 Aug 14	55.98	Melissa M. HERNÁNDEZ (CUB)	labana (Estadio Panamericano)	25 May
59.07	Margaux NICOLLIN (FRA)	Lens	21 Jul 12	55.77	Jing ZHANG (CHN)	Nanchang	19 Apr



# RESULTS



## 5000 Metres Race Walk Girls - Final

RECORDS	RESULT	NAME	COUNTRY	AGE	VENUE	DATE
World U18 Best	<b>WU18B</b>	20:28.05 Tatyana KALMYKOVA	RUS	17	Ostrava	12 Jul 2007
Championship Record	<b>CR</b>	20:28.05 Tatyana KALMYKOVA	RUS	17	Ostrava	12 Jul 2007
World U18 Leading	<b>WU18L</b>	22:11.07 Elvira KHASANOVA	RUS	17	Kazan (Central Stadion)	1 Jun 2017

15 July 2017 10:44 START TIME 15° C TEMPERATURE 82 % HUMIDITY

PLACE	BIB	NAME	COUNTRY	DATE OF BIRTH	ORDER	RESULT	RED CARDS
1	1106	Glenda MOREJÓN	ECU	30 May 00	4	22:32.30	~
2	1335	Meryem BEKMEZ	TUR	31 Jul 00	9	22:32.79	~
3	1005	Elvira KHASANOVA	ANA	10 Jan 00	12	22:35.72	
4	1070	Xiaole ZHANG	CHN	17 Jan 00	6	23:05.61	
5	1004	Ekaterina GORSHENINA	ANA	1 Jul 00	5	23:05.77	
6	1263	Mary Luz ANDÍA	PER	9 Oct 00	13	23:39.64	
7	1074	Laura Cristina CHALARCÁ	COL	20 Jun 00	3	23:54.01	PB
8	1279	Rachelle DE ORBETA	PUR	27 Mar 00	21	23:55.37	
9	1049	Xueying BAI	CHN	26 Apr 00	2	23:56.00	
10	1107	Paula TORRES	ECU	17 Oct 00	11	24:15.31	
11	1028	Hanna ZUBKOVA	BLR	4 Jul 01	7	24:29.52	
12	1114	Mariona GARCÍA	ESP	13 Mar 00	1	24:42.55	
13	1075	Yenny Valeria GONZÁLEZ	COL	20 Apr 01	8	24:44.98	~
14	1225	Lenah NANJALA	KEN	28 Jun 00	17	25:23.97	PL30 PB ~ ~ ~
15	1077	Noelia VARGAS	CRC	17 Apr 00	16	25:27.15	
16	1156	Josephine GRANDI	GER	25 Oct 00	14	25:28.30	
17	1123	Mare BETWE	ETH	10 Apr 00	25	25:31.68	~
18	1332	Karima GOUIDER	TUN	22 Aug 00	24	25:34.41	
19	1265	Emily VILLAFUERTE	PER	10 Jan 00	23	25:37.71	
20	1145	Manon LEFRESNE	FRA	31 Jan 00	15	25:43.33	
21	1007	Brenda Rocío PALMA	ARG	1 Apr 00	10	25:51.64	
22	1242	Austeja KAVALIAUSKAITE	LTU	25 May 00	18	26:10.66	>
23	1128	Sintayehu MASIRE	ETH	29 Apr 01	19	26:47.42	
24	1283	Andra Elena BOTEZ	ROU	15 Dec 00	22	26:54.06	
25	1331	Rihem BOUZID	TUN	24 Apr 00	20	27:18.78	> >
	1336	Kader DOST	TUR	1 Jan 00	26	DNF	

**NOTE** IAAF Rule PL30 - 30sec Pit Lane Penalty

INTERMEDIATE TIMES	1000m	1225 Lenah NANJALA	4:35.76
	2000m	1225 Lenah NANJALA	9:17.81
	3000m	1106 Glenda MOREJÓN	13:52.95
	4000m	1106 Glenda MOREJÓN	18:17.22

### ALL-TIME OUTDOOR TOP LIST

RESULT	NAME	VENUE	DATE
20:28.05	Tatyana KALMYKOVA (RUS)	Ostrava	12 Jul 07
21:05.41	Irina STANKINA (RUS)	Lisboa (Estadio Universitario)	23 Jul 94
21:06.3	Anisya KIRDYAPKINA (RUS)	Saransk	10 Jun 06
21:11.01	Sabine KRANTZ (GER)	Mannheim	12 Jun 98
21:13.16	Yinqzi CUI (CHN)	Jinan	30 Oct 88
21:15.9	Oksana KIRILLOVA (RUS)	Saransk	19 Jun 05
21:18.05	Miao YU (CHN)	Zhengzhou	30 Aug 05
21:20.0	Tongjie ZHOU (CHN)	Nantong	16 Oct 06
21:21.14	Irina YUMANOVA (RUS)	Ostrava	12 Jul 07
21:23.54	Kelian GAO (CHN)	Chengdu	6 Sep 00

### SEASON OUTDOOR TOP LIST

RESULT	NAME	VENUE	2017
22:11.07	Elvira KHASANOVA (RUS)	Kazan (Central Stadion)	1 Jun
22:32.30	Glenda MOREJÓN (ECU)	Nairobi	15 Jul
22:32.79	Meryem BEKMEZ (TUR)	Nairobi	15 Jul
22:53.65	Ekaterina GORSHENINA (RUS)	Kazan (Central Stadion)	1 Jun
22:54.73	Rachelle DE ORBETA (PUR)	Gurabo	10 Jun
23:05.61	Xiaole ZHANG (CHN)	Nairobi	15 Jul
23:19.67	Kader DOST (TUR)	Bursa	6 May
23:19.76	Mary Luz ANDÍA (PER)	Lima (VDN)	10 Jun
23:48.45	Hanna ZUBKOVA (BLR)	Grodno	16 Jun
23:54.01	Laura Cristina CHALARCÁ (COL)	Nairobi	15 Jul



# RACE ANALYSIS

## 5000 Metres Race Walk Girls - Final



15 July 2017 10:44 START TIME

15° C TEMPERATURE 82 % HUMIDITY

PLACE	BIB	NAME	COUNTRY	DATE of BIRTH	RESULT	RED CARDS
		<b>1000m</b>				
		<b>2000m</b>				
		<b>3000m</b>				
		<b>4000m</b>				
<b>1</b>	1106	<b>Glenda MOREJÓN</b>	ECU	30 May 00	<b>22:32.30</b>	~
		4:35.77 (2)			9:17.96 (4) 4:42.19 (12)	13:52.95 (1) 4:34.99 (2)
					18:17.22 (1) 4:24.27 (1)	4:15.08 (2)
<b>2</b>	1335	<b>Meryem BEKMEZ</b>	TUR	31 Jul 00	<b>22:32.79</b>	~
		4:36.51 (9)			9:18.02 (5) 4:41.51 (2)	13:53.28 (4) 4:35.26 (5)
					18:17.93 (2) 4:24.65 (2)	4:14.86 (1)
<b>3</b>	1005	<b>Elvira KHASANOVA</b>	ANA	10 Jan 00	<b>22:35.72</b>	
		4:36.26 (7)			9:18.17 (6) 4:41.91 (6)	13:52.99 (2) 4:34.82 (1)
					18:18.20 (3) 4:25.21 (3)	4:17.52 (3)
<b>4</b>	1070	<b>Xiaole ZHANG</b>	CHN	17 Jan 00	<b>23:05.61</b>	
		4:36.08 (5)			9:18.20 (7) 4:42.12 (11)	13:53.23 (3) 4:35.03 (3)
					18:19.75 (4) 4:26.52 (4)	4:45.86 (6)
<b>5</b>	1004	<b>Ekaterina GORSHENINA</b>	ANA	1 Jul 00	<b>23:05.77</b>	
		4:37.34 (15)			9:18.43 (8) 4:41.09 (1)	13:53.58 (5) 4:35.15 (4)
					18:28.71 (5) 4:35.13 (5)	4:37.06 (4)
<b>6</b>	1263	<b>Mary Luz ANDÍA</b>	PER	9 Oct 00	<b>23:39.64</b>	
		4:36.45 (8)			9:18.54 (9) 4:42.09 (10)	14:06.17 (10) 4:47.63 (9)
					18:54.92 (6) 4:48.75 (6)	4:44.72 (5)
<b>7</b>	1074	<b>Laura Cristina CHALARCÁ</b>	COL	20 Jun 00	<b>23:54.01</b> PB	
		4:36.93 (12)			9:18.86 (10) 4:41.93 (8)	14:04.88 (8) 4:46.02 (8)
					19:02.12 (9) 4:57.24 (7)	4:51.89 (7)
<b>8</b>	1279	<b>Rachelle DE ORBETA</b>	PUR	27 Mar 00	<b>23:55.37</b>	
		4:35.94 (4)			9:17.86 (2) 4:41.92 (7)	13:55.83 (7) 4:37.97 (7)
					18:58.83 (7) 5:03.00 (8)	4:56.54 (9)
<b>9</b>	1049	<b>Xueying BAI</b>	CHN	26 Apr 00	<b>23:56.00</b>	
		4:36.78 (11)			9:19.06 (11) 4:42.28 (13)	13:55.61 (6) 4:36.55 (6)
					18:59.04 (8) 5:03.43 (9)	4:56.96 (10)
<b>10</b>	1107	<b>Paula TORRES</b>	ECU	17 Oct 00	<b>24:15.31</b>	
		4:36.15 (6)			9:17.87 (3) 4:41.72 (4)	14:05.89 (9) 4:48.02 (10)
					19:11.81 (10) 5:05.92 (11)	5:03.50 (12)
<b>11</b>	1028	<b>Hanna ZUBKOVA</b>	BLR	4 Jul 01	<b>24:29.52</b>	
		4:39.05 (18)			9:20.67 (14) 4:41.62 (3)	14:22.55 (11) 5:01.88 (12)
					19:36.79 (11) 5:14.24 (13)	4:52.73 (8)
<b>12</b>	1114	<b>Mariona GARCÍA</b>	ESP	13 Mar 00	<b>24:42.55</b>	
		4:43.90 (25)			9:41.44 (18) 4:57.54 (16)	14:40.49 (15) 4:59.05 (11)
					19:45.46 (13) 5:04.97 (10)	4:57.09 (11)
<b>13</b>	1075	<b>Yenny Valeria GONZÁLEZ</b>	COL	20 Apr 01	<b>24:44.98</b>	~
		4:37.03 (13)			9:26.18 (15) 4:49.15 (15)	14:29.55 (12) 5:03.37 (13)
					19:38.47 (12) 5:08.92 (12)	5:06.51 (14)
<b>14</b>	1225	<b>Lenah NANJALA</b>	KEN	28 Jun 00	<b>25:23.97</b> PB	PL30 ~ ~ ~
		<b>4:35.76</b> (1)			<b>9:17.81</b> (1) 4:42.05 (9)	14:48.40 (16) 5:30.59 (23)
					20:08.37 (15) 5:19.97 (14)	5:15.60 (18)
<b>15</b>	1077	<b>Noelia VARGAS</b>	CRC	17 Apr 00	<b>25:27.15</b>	
		4:37.23 (14)			9:35.55 (17) 4:58.32 (18)	14:51.75 (17) 5:16.20 (18)
					20:14.85 (16) 5:23.10 (18)	5:12.30 (17)
<b>16</b>	1156	<b>Josephine GRANDI</b>	GER	25 Oct 00	<b>25:28.30</b>	
		4:43.29 (23)			9:47.84 (22) 5:04.55 (22)	15:00.53 (18) 5:12.69 (14)
					20:22.21 (17) 5:21.68 (15)	5:06.09 (13)
<b>17</b>	1123	<b>Mare BETWE</b>	ETH	10 Apr 00	<b>25:31.68</b>	~
		4:37.50 (16)			9:19.24 (12) 4:41.74 (5)	14:32.17 (13) 5:12.93 (15)
					19:59.57 (14) 5:27.40 (20)	5:32.11 (21)



**RACE ANALYSIS**  
**5000 Metres Race Walk Girls - Final**

PLACE	BIB	NAME	COUNTRY	DATE of BIRTH	RESULT	RED CARDS
		<b>1000m</b>				
		<b>2000m</b>				
		<b>3000m</b>				
		<b>4000m</b>				
<b>18</b>	1332	<b>Karima GOUIDER</b>	TUN	22 Aug 00	<b>25:34.41</b>	
		4:40.63 (20)				
		9:41.67 (19)				
		5:01.04 (19)				
		15:00.80 (19)				
		5:19.13 (19)				
		20:23.09 (18)				
		5:22.29 (17)				
		5:11.32 (16)				
<b>19</b>	1265	<b>Emily VILLAFUERTE</b>	PER	10 Jan 00	<b>25:37.71</b>	
		4:36.73 (10)				
		9:34.77 (16)				
		4:58.04 (17)				
		15:01.97 (20)				
		5:27.20 (22)				
		20:29.56 (20)				
		5:27.59 (21)				
		5:08.15 (15)				
<b>20</b>	1145	<b>Manon LEFRESNE</b>	FRA	31 Jan 00	<b>25:43.33</b>	
		4:43.23 (22)				
		9:47.48 (21)				
		5:04.25 (21)				
		15:02.71 (21)				
		5:15.23 (17)				
		20:24.57 (19)				
		5:21.86 (16)				
		5:18.76 (20)				
<b>21</b>	1007	<b>Brenda Rocío PALMA</b>	ARG	1 Apr 00	<b>25:51.64</b>	
		4:41.58 (21)				
		9:48.54 (23)				
		5:06.96 (23)				
		15:09.81 (23)				
		5:21.27 (21)				
		20:34.94 (22)				
		5:25.13 (19)				
		5:16.70 (19)				
<b>22</b>	1242	<b>Austeja KAVALIAUSKAITE</b>	LTU	25 May 00	<b>26:10.66</b>	>
		4:43.48 (24)				
		9:47.04 (20)				
		5:03.56 (20)				
		15:08.22 (22)				
		5:21.18 (20)				
		20:38.37 (23)				
		5:30.15 (22)				
		5:32.29 (22)				
<b>23</b>	1128	<b>Sintayehu MASIRE</b>	ETH	29 Apr 01	<b>26:47.42</b>	
		4:35.88 (3)				
		9:19.79 (13)				
		4:43.91 (14)				
		14:33.34 (14)				
		5:13.55 (16)				
		20:31.53 (21)				
		5:58.19 (25)				
		6:15.89 (25)				
<b>24</b>	1283	<b>Andra Elena BOTEZ</b>	ROU	15 Dec 00	<b>26:54.06</b>	
		4:37.92 (17)				
		9:51.48 (24)				
		5:13.56 (24)				
		15:30.22 (24)				
		5:38.74 (24)				
		21:16.97 (24)				
		5:46.75 (23)				
		5:37.09 (24)				
<b>25</b>	1331	<b>Rihem BOUZID</b>	TUN	24 Apr 00	<b>27:18.78</b>	> >
		4:40.42 (19)				
		9:56.89 (25)				
		5:16.47 (25)				
		15:50.34 (25)				
		5:53.45 (25)				
		21:43.05 (25)				
		5:52.71 (24)				
		5:35.73 (23)				
	1336	<b>Kader DOST</b>	TUR	1 Jan 00	<b>DNF</b>	

**NOTE** IAAF Rule PL30 - 30sec Pit Lane Penalty

## SUMMARY



### 100m Hurdles (76.2cm) Girls - Heptathlon Girls

14 July 2017

RANK	PLACE	HEAT	LANE	BIB	NAME	COUNTRY	DATE of BIRTH	RESULT		WIND	
1	1	2	6	1118	María VICENTE	ESP	28 Mar 01	<b>13.74</b>		+0.4	<b>1015</b>
2	2	2	7	1168	Johanna SIEBLER	GER	28 Jun 00	<b>13.82</b>	PB	+0.4	<b>1004</b>
3	3	2	8	1002	Asma Baya ARAIBIA	ALG	23 Mar 00	<b>13.83</b>	PB	+0.4	<b>1003</b>
4	1	1	7	1232	Eliza Marija KRAULE	LAT	26 Jun 01	<b>13.86</b>	PB	-1.0	<b>998</b>
5	4	2	2	1155	Marshella FORESHAW	GER	26 Nov 00	<b>13.94</b>	SB	+0.4	<b>987</b>
6	5	2	4	1150	Margot TEMINES	FRA	25 Jul 00	<b>14.26</b>		+0.4	<b>942</b>
7	6	2	5	1241	Beatrice JUŠKEVICIUTE	LTU	10 Jan 00	<b>14.50</b>		+0.4	<b>909</b>
8	2	1	5	1313	Lara KRNC	SLO	16 Sep 00	<b>14.62</b>	PB	-1.0	<b>892</b>
9	7	2	3	1352	Tetyana BILYK	UKR	7 Jul 00	<b>14.69</b>	PB	+0.4	<b>883</b>
10	3	1	2	1239	Urte BACIANSKAITE	LTU	17 Sep 00	<b>15.07</b>	PB	-1.0	<b>832</b>
11	4	1	3	1056	Jingyi LIU	CHN	4 Aug 00	<b>15.11</b>		-1.0	<b>827</b>
12	5	1	6	1353	Darya DIKHANOVA	UKR	23 Mar 00	<b>15.25</b>		-1.0	<b>809</b>
13	6	1	4	1234	Luize OPALA	LAT	23 Apr 01	<b>22.93</b>		-1.0	<b>105</b>



# RESULTS



## 100m Hurdles (76.2cm) Girls - Heptathlon Girls

### Heat 1

2

14 July 2017 09:29 START TIME

16° C TEMPERATURE 82 % HUMIDITY

-1.0m/s WIND

PLACE	BIB	NAME	COUNTRY	DATE of BIRTH	LANE	RESULT	REACTION	F <sub>n</sub>	POINTS	TOTAL
1	1232	Eliza Marija KRAULE	LAT	26 Jun 01	7	<b>13.86</b>	PB	0.195	<b>998</b>	998
2	1313	Lara KRNC	SLO	16 Sep 00	5	<b>14.62</b>	PB	0.154	<b>892</b>	892
3	1239	Urte BACIANSKAITE	LTU	17 Sep 00	2	<b>15.07</b>	PB	0.164	<b>832</b>	832
4	1056	Jingyi LIU	CHN	4 Aug 00	3	<b>15.11</b>		0.217	<b>827</b>	827
5	1353	Darya DIKHANOVA	UKR	23 Mar 00	6	<b>15.25</b>		0.227	<b>809</b>	809
6	1234	Luize OPALA	LAT	23 Apr 01	4	<b>22.93</b>		0.182	<b>105</b>	105

### Heat 2

2

14 July 2017 09:36 START TIME

16° C TEMPERATURE 82 % HUMIDITY

+0.4m/s WIND

PLACE	BIB	NAME	COUNTRY	DATE of BIRTH	LANE	RESULT	REACTION	F <sub>n</sub>	POINTS	TOTAL
1	1118	María VICENTE	ESP	28 Mar 01	6	<b>13.74</b>		0.192	<b>1015</b>	1015
2	1168	Johanna SIEBLER	GER	28 Jun 00	7	<b>13.82</b>	PB	0.244	<b>1004</b>	1004
3	1002	Asma Baya ARAIBIA	ALG	23 Mar 00	8	<b>13.83</b>	PB	0.158	<b>1003</b>	1003
4	1155	Marshella FORESHAW	GER	26 Nov 00	2	<b>13.94</b>	SB	0.177	<b>987</b>	987
5	1150	Margot TEMINES	FRA	25 Jul 00	4	<b>14.26</b>		0.196	<b>942</b>	942
6	1241	Beatrice JUŠKEVICIUTE	LTU	10 Jan 00	5	<b>14.50</b>		0.158	<b>909</b>	909
7	1352	Tetyana BILYK	UKR	7 Jul 00	3	<b>14.69</b>	PB	0.211	<b>883</b>	883

## HEPTATHLON GIRLS SUMMARY AFTER 1 EVENT

RECORDS	RESULT	NAME	COUNTRY	AGE	VENUE	DATE
World U18 Best	<b>WU18B</b>	6186 Alina SHUKH	UKR	17	Tbilisi (New District Arena)	15 Jul 2016
Championship Record	<b>CR</b>	6037 Géraldine RÜCKSTUHL	SUI	17	Cali (Pascual Guerrero)	18 Jul 2015
World U18 Leading	<b>WU18L</b>	5811 Erika WÄRFF	SWE	17	Kuortane	11 Jun 2017

14-15 July 2017



PLACE	BIB	NAME	COUNTRY	POINTS	POINTS BEHIND LEADER	100m Hurdles	High Jump	Shot Put (3kg)	200 Metres	Long Jump	Javelin Throw	800 Metres
1	1118	María VICENTE	ESP	1015		13.74 (+0.4) 1015(1)						
2	1168	Johanna SIEBLER	GER	1004	-11	13.82 (+0.4) 1004(2)						
3	1002	Asma Baya ARAIBIA	ALG	1003	-12	13.83 (+0.4) 1003(3)						
4	1232	Eliza Marija KRAULE	LAT	998	-17	13.86 (-1.0) 998(4)						
5	1155	Marshella FORESHAW	GER	987	-28	13.94 (+0.4) 987(5)						
6	1150	Margot TEMINES	FRA	942	-73	14.26 (+0.4) 942(6)						
7	1241	Beatrice JUŠKEVICIUTE	LTU	909	-106	14.50 (+0.4) 909(7)						
8	1313	Lara KRNC	SLO	892	-123	14.62 (-1.0) 892(8)						
9	1352	Tetyana BILYK	UKR	883	-132	14.69 (+0.4) 883(9)						
10	1239	Urte BACIANSKAITE	LTU	832	-183	15.07 (-1.0) 832(10)						
11	1056	Jingyi LIU	CHN	827	-188	15.11 (-1.0) 827(11)						
12	1353	Darya DIKHANOVA	UKR	809	-206	15.25 (-1.0) 809(12)						
13	1234	Luize OPALA	LAT	105	-910	22.93 (-1.0) 105(13)						



## SUMMARY



### High Jump Girls - Heptathlon Girls

14 July 2017

RANK	PLACE	GROUP	BIB	NAME	COUNTRY	DATE of BIRTH	RESULT		
1	1	A	1232	Eliza Marija KRAULE	LAT	26 Jun 01	<b>1.79</b>		<b>966</b>
2	2	A	1118	María VICENTE	ESP	28 Mar 01	<b>1.73</b>		<b>891</b>
3	3	A	1150	Margot TEMINES	FRA	25 Jul 00	<b>1.70</b>		<b>855</b>
4	4	A	1353	Darya DIKHANOVA	UKR	23 Mar 00	<b>1.70</b>		<b>855</b>
5	5	A	1239	Urte BACIANSKAITE	LTU	17 Sep 00	<b>1.67</b>		<b>818</b>
6	6	A	1352	Tetyana BILYK	UKR	7 Jul 00	<b>1.67</b>		<b>818</b>
7	1	B	1234	Luize OPALA	LAT	23 Apr 01	<b>1.67</b>		<b>818</b>
8	7	A	1313	Lara KRNC	SLO	16 Sep 00	<b>1.64</b>		<b>783</b>
9	2	B	1002	Asma Baya ARAIBIA	ALG	23 Mar 00	<b>1.64</b>		<b>783</b>
10	3	B	1155	Marshella FORESHAW	GER	26 Nov 00	<b>1.61</b>		<b>747</b>
11	4	B	1056	Jingyi LIU	CHN	4 Aug 00	<b>1.58</b>		<b>712</b>
12	5	B	1168	Johanna SIEBLER	GER	28 Jun 00	<b>1.58</b>		<b>712</b>
13	6	B	1241	Beatrice JUŠKEVICIUTE	LTU	10 Jan 00	<b>1.58</b>		<b>712</b>

# RESULTS



## High Jump Girls - Heptathlon Girls

### Group A

14 July 2017 10:29 START TIME 16° C 82 %  
TEMPERATURE HUMIDITY  
11:38 END TIME 17° C 77 %

PLACE	BIB	NAME	COUNTRY	DATE of BIRTH	ORDER	RESULT	PB	1.43	1.46	1.49	1.52	1.55	1.58	1.61	1.64	1.67	1.70	1.73	POINTS	TOTAL
								1.76	1.79	1.82	1.85									
1	1232	Eliza Marija KRAULE	LAT	26 Jun 01	1	1.79	PB	-	-	-	-	-	-	0	0	XO	0	0	966	1964
								XO	0	XXX										
2	1118	María VICENTE	ESP	28 Mar 01	7	1.73	PB	-	-	-	0	-	0	XO	0	XO	XO	XO	891	1906
								XXX												
3	1150	Margot TEMINES	FRA	25 Jul 00	4	1.70	PB	-	-	-	-	0	0	0	0	0	0	XXX	855	1797
4	1353	Darya DIKHANOVA	UKR	23 Mar 00	3	1.70	PB	-	-	-	-	0	0	0	0	XO	0	XXX	855	1664
5	1239	Urte BACIANSKAITE	LTU	17 Sep 00	6	1.67		-	-	-	0	0	0	0	0	XO	XXX		818	1650
6	1352	Tetyana BILYK	UKR	7 Jul 00	5	1.67		-	-	-	-	0	0	XO	0	XO	XXX		818	1701
7	1313	Lara KRNC	SLO	16 Sep 00	2	1.64		-	-	-	-	0	0	0	0	XXX			783	1675

### Group B

14 July 2017 10:28 START TIME 16° C 82 %  
TEMPERATURE HUMIDITY  
11:27 END TIME 17° C 77 %

PLACE	BIB	NAME	COUNTRY	DATE of BIRTH	ORDER	RESULT	PB	1.43	1.46	1.49	1.52	1.55	1.58	1.61	1.64	1.67	1.70	POINTS	TOTAL
1	1234	Luize OPALA	LAT	23 Apr 01	2	1.67	PB	-	-	0	0	0	0	0	XO	XXO	XXX	818	923
2	1002	Asma Baya ARAIBIA	ALG	23 Mar 00	4	1.64	PB	-	-	0	-	0	0	XO	XO	XXX		783	1786
3	1155	Marshella FORESHAW	GER	26 Nov 00	5	1.61		-	-	0	0	XXO	0	XXO	r			747	1734
4	1056	Jingyi LIU	CHN	4 Aug 00	6	1.58	PB	0	0	0	0	0	0	XXX				712	1539
5	1168	Johanna SIEBLER	GER	28 Jun 00	3	1.58		-	0	0	0	XO	0	XXX				712	1716
6	1241	Beatrice JUŠKEVICIUTE	LTU	10 Jan 00	1	1.58		-	-	XO	0	XO	XXO	XXX				712	1621

## HEPTATHLON GIRLS SUMMARY AFTER 2 EVENTS

RECORDS	RESULT	NAME	COUNTRY	AGE	VENUE	DATE
World U18 Best	<b>WU18B</b>	6186 Alina SHUKH	UKR	17	Tbilisi (New District Arena)	15 Jul 2016
Championship Record	<b>CR</b>	6037 Géraldine RÜCKSTUHL	SUI	17	Cali (Pascual Guerrero)	18 Jul 2015
World U18 Leading	<b>WU18L</b>	5811 Erika WÄRFF	SWE	17	Kuortane	11 Jun 2017

14-15 July 2017



PLACE	BIB	NAME	COUNTRY	POINTS	POINTS BEHIND LEADER	100m Hurdles	High Jump	Shot Put (3kg)	200 Metres	Long Jump	Javelin Throw	800 Metres
1	1232	Eliza Marija KRAULE	LAT	<b>1964</b>		13.86 (-1.0) 998(4)	1.79 966(1) <b>1964(1)</b>					
2	1118	María VICENTE	ESP	<b>1906</b>	-58	13.74 (+0.4) 1015(1)	1.73 891(2) <b>1906(2)</b>					
3	1150	Margot TEMINES	FRA	<b>1797</b>	-167	14.26 (+0.4) 942(6)	1.70 855(3) <b>1797(3)</b>					
4	1002	Asma Baya ARAIBIA	ALG	<b>1786</b>	-178	13.83 (+0.4) 1003(3)	1.64 783(9) <b>1786(4)</b>					
5	1155	Marshella FORESHAW	GER	<b>1734</b>	-230	13.94 (+0.4) 987(5)	1.61 747(10) <b>1734(5)</b>					
6	1168	Johanna SIEBLER	GER	<b>1716</b>	-248	13.82 (+0.4) 1004(2)	1.58 712(12) <b>1716(6)</b>					
7	1352	Tetyana BILYK	UKR	<b>1701</b>	-263	14.69 (+0.4) 883(9)	1.67 818(6) <b>1701(7)</b>					
8	1313	Lara KRNC	SLO	<b>1675</b>	-289	14.62 (-1.0) 892(8)	1.64 783(8) <b>1675(8)</b>					
9	1353	Darya DIKHANOVA	UKR	<b>1664</b>	-300	15.25 (-1.0) 809(12)	1.70 855(4) <b>1664(9)</b>					
10	1239	Urte BACIANSKAITE	LTU	<b>1650</b>	-314	15.07 (-1.0) 832(10)	1.67 818(5) <b>1650(10)</b>					
11	1241	Beatrice JUŠKEVICIUTE	LTU	<b>1621</b>	-343	14.50 (+0.4) 909(7)	1.58 712(13) <b>1621(11)</b>					
12	1056	Jingyi LIU	CHN	<b>1539</b>	-425	15.11 (-1.0) 827(11)	1.58 712(11) <b>1539(12)</b>					
13	1234	Luize OPALA	LAT	<b>923</b>	-1041	22.93 (-1.0) 105(13)	1.67 818(7) <b>923(13)</b>					

## SUMMARY



### Shot Put Girls - Heptathlon Girls

14 July 2017

RANK	PLACE	GROUP	BIB	NAME	COUNTRY	DATE of BIRTH	RESULT	
1	1	A	1239	Urte BACIANSKAITE	LTU	17 Sep 00	<b>15.65</b>	<b>904</b>
2	2	A	1168	Johanna SIEBLER	GER	28 Jun 00	<b>14.94</b>	<b>857</b>
3	3	A	1241	Beatrice JUŠKEVICIUTE	LTU	10 Jan 00	<b>13.58</b>	<b>766</b>
4	4	A	1056	Jingyi LIU	CHN	4 Aug 00	<b>13.51</b>	<b>761</b>
5	5	A	1155	Marshella FORESHAW	GER	26 Nov 00	<b>12.81</b>	<b>715</b>
6	6	A	1118	María VICENTE	ESP	28 Mar 01	<b>12.79</b>	<b>713</b>
7	7	A	1352	Tetyana BILYK	UKR	7 Jul 00	<b>12.37</b>	<b>686</b>
8	1	B	1002	Asma Baya ARAIBIA	ALG	23 Mar 00	<b>12.29</b>	<b>680</b>
9	2	B	1313	Lara KRNC	SLO	16 Sep 00	<b>12.19</b>	<b>674</b>
10	3	B	1150	Margot TEMINES	FRA	25 Jul 00	<b>12.03</b>	<b>663</b>
11	4	B	1234	Luize OPALA	LAT	23 Apr 01	<b>11.58</b>	<b>633</b>
12	5	B	1232	Eliza Marija KRAULE	LAT	26 Jun 01	<b>11.32</b>	<b>616</b>
13	6	B	1353	Darya DIKHANOVA	UKR	23 Mar 00	<b>10.60</b>	<b>569</b>

# RESULTS



## Shot Put Girls - Heptathlon Girls

### Group A

14 July 2017 16:33 START TIME 23° C 57 %  
TEMPERATURE HUMIDITY  
17:00 END TIME 22° C 61 %

PLACE	BIB	NAME	COUNTRY	DATE of BIRTH	ORDER	RESULT	1	2	3	POINTS	TOTAL
1	1239	Urte BACIANSKAITE	LTU	17 Sep 00	5	<b>15.65</b>	14.63	15.65	14.71	904	2554
2	1168	Johanna SIEBLER	GER	28 Jun 00	4	<b>14.94</b>	14.93	14.94	X	857	2573
3	1241	Beatrice JUŠKEVICIUTE	LTU	10 Jan 00	6	<b>13.58</b> PB	13.10	13.36	13.58	766	2387
4	1056	Jingyi LIU	CHN	4 Aug 00	1	<b>13.51</b>	13.09	13.51	X	761	2300
5	1155	Marshella FORESHAW	GER	26 Nov 00	2	<b>12.81</b>	X	12.81	12.51	715	2449
6	1118	María VICENTE	ESP	28 Mar 01	7	<b>12.79</b> PB	12.79	X	11.77	713	2619
7	1352	Tetyana BILYK	UKR	7 Jul 00	3	<b>12.37</b>	12.37	12.09	X	686	2387

### Group B

14 July 2017 16:34 START TIME 23° C 57 %  
TEMPERATURE HUMIDITY  
16:56 END TIME 23° C 57 %

PLACE	BIB	NAME	COUNTRY	DATE of BIRTH	ORDER	RESULT	1	2	3	POINTS	TOTAL
1	1002	Asma Baya ARAIBIA	ALG	23 Mar 00	5	<b>12.29</b> PB	11.57	12.29	12.09	680	2466
2	1313	Lara KRNC	SLO	16 Sep 00	1	<b>12.19</b> PB	9.40	10.81	12.19	674	2349
3	1150	Margot TEMINES	FRA	25 Jul 00	6	<b>12.03</b>	X	10.36	12.03	663	2460
4	1234	Luize OPALA	LAT	23 Apr 01	2	<b>11.58</b>	11.12	11.58	11.57	633	1556
5	1232	Eliza Marija KRAULE	LAT	26 Jun 01	4	<b>11.32</b> PB	11.32	X	11.12	616	2580
6	1353	Darya DIKHANOVA	UKR	23 Mar 00	3	<b>10.60</b>	10.51	10.57	10.60	569	2233

## HEPTATHLON GIRLS SUMMARY AFTER 3 EVENTS

RECORDS	RESULT	NAME	COUNTRY	AGE	VENUE	DATE
World U18 Best	<b>WU18B</b>	6186 Alina SHUKH	UKR	17	Tbilisi (New District Arena)	15 Jul 2016
Championship Record	<b>CR</b>	6037 Géraldine RÜCKSTUHL	SUI	17	Cali (Pascual Guerrero)	18 Jul 2015
World U18 Leading	<b>WU18L</b>	5811 Erika WÄRFF	SWE	17	Kuortane	11 Jun 2017

14-15 July 2017



PLACE	BIB	NAME	COUNTRY	POINTS	POINTS BEHIND LEADER	100m Hurdles	High Jump	Shot Put (3kg)	200 Metres	Long Jump	Javelin Throw	800 Metres
1	1118	María VICENTE	ESP	<b>2619</b>		13.74 (+0.4) 1015(1)	1.73	12.79				
							891(2)	713(6)				
							<b>1906(2)</b>	<b>2619(1)</b>				
2	1232	Eliza Marija KRAULE	LAT	<b>2580</b>	-39	13.86 (-1.0) 998(4)	1.79	11.32				
							966(1)	616(12)				
							<b>1964(1)</b>	<b>2580(2)</b>				
3	1168	Johanna SIEBLER	GER	<b>2573</b>	-46	13.82 (+0.4) 1004(2)	1.58	14.94				
							712(12)	857(2)				
							<b>1716(6)</b>	<b>2573(3)</b>				
4	1239	Urte BACIANSKAITE	LTU	<b>2554</b>	-65	15.07 (-1.0) 832(10)	1.67	15.65				
							818(5)	904(1)				
							<b>1650(10)</b>	<b>2554(4)</b>				
5	1002	Asma Baya ARAIBIA	ALG	<b>2466</b>	-153	13.83 (+0.4) 1003(3)	1.64	12.29				
							783(9)	680(8)				
							<b>1786(4)</b>	<b>2466(5)</b>				
6	1150	Margot TEMINES	FRA	<b>2460</b>	-159	14.26 (+0.4) 942(6)	1.70	12.03				
							855(3)	663(10)				
							<b>1797(3)</b>	<b>2460(6)</b>				
7	1155	Marshella FORESHAW	GER	<b>2449</b>	-170	13.94 (+0.4) 987(5)	1.61	12.81				
							747(10)	715(5)				
							<b>1734(5)</b>	<b>2449(7)</b>				
8	1241	Beatrice JUŠKEVICIUTE	LTU	<b>2387</b>	-232	14.50 (+0.4) 909(7)	1.58	13.58				
							712(13)	766(3)				
							<b>1621(11)</b>	<b>2387(8)</b>				
9	1352	Tetyana BILYK	UKR	<b>2387</b>	-232	14.69 (+0.4) 883(9)	1.67	12.37				
							818(6)	686(7)				
							<b>1701(7)</b>	<b>2387(9)</b>				
10	1313	Lara KRNC	SLO	<b>2349</b>	-270	14.62 (-1.0) 892(8)	1.64	12.19				
							783(8)	674(9)				
							<b>1675(8)</b>	<b>2349(10)</b>				
11	1056	Jingyi LIU	CHN	<b>2300</b>	-319	15.11 (-1.0) 827(11)	1.58	13.51				
							712(11)	761(4)				
							<b>1539(12)</b>	<b>2300(11)</b>				
12	1353	Darya DIKHANOVA	UKR	<b>2233</b>	-386	15.25 (-1.0) 809(12)	1.70	10.60				
							855(4)	569(13)				
							<b>1664(9)</b>	<b>2233(12)</b>				
13	1234	Luize OPALA	LAT	<b>1556</b>	-1063	22.93 (-1.0) 105(13)	1.67	11.58				
							818(7)	633(11)				
							<b>923(13)</b>	<b>1556(13)</b>				

## SUMMARY



### 200 Metres Girls - Heptathlon Girls

14 July 2017

RANK	PLACE	HEAT	LANE	BIB	NAME	COUNTRY	DATE of BIRTH	RESULT		WIND	
1	1	2	6	1118	María VICENTE	ESP	28 Mar 01	<b>24.00</b>	PB	+0.6	<b>981</b>
2	1	1	6	1155	Marshella FORESHAW	GER	26 Nov 00	<b>24.86</b>	SB	+0.2	<b>900</b>
3	2	1	4	1241	Beatrice JUŠKEVICIUTE	LTU	10 Jan 00	<b>25.18</b>	PB	+0.2	<b>870</b>
4	2	2	5	1150	Margot TEMINES	FRA	25 Jul 00	<b>25.29</b>		+0.6	<b>860</b>
5	3	1	2	1168	Johanna SIEBLER	GER	28 Jun 00	<b>25.53</b>	SB	+0.2	<b>839</b>
6	4	1	3	1232	Eliza Marija KRAULE	LAT	26 Jun 01	<b>25.58</b>	PB	+0.2	<b>834</b>
7	3	2	3	1002	Asma Baya ARAIBIA	ALG	23 Mar 00	<b>25.62</b>		+0.6	<b>831</b>
8	4	2	7	1313	Lara KRNC	SLO	16 Sep 00	<b>25.63</b>	PB	+0.6	<b>830</b>
9	5	2	4	1353	Darya DIKHANOVA	UKR	23 Mar 00	<b>25.93</b>	PB	+0.6	<b>803</b>
10	6	2	8	1234	Luize OPALA	LAT	23 Apr 01	<b>26.05</b>	PB	+0.6	<b>793</b>
11	5	1	7	1239	Urte BACIANSKAITE	LTU	17 Sep 00	<b>26.06</b>	PB	+0.2	<b>792</b>
12	7	2	2	1352	Tetyana BILYK	UKR	7 Jul 00	<b>26.13</b>		+0.6	<b>786</b>
13	6	1	5	1056	Jingyi LIU	CHN	4 Aug 00	<b>26.71</b>	PB	+0.2	<b>736</b>



# RESULTS



## 200 Metres Girls - Heptathlon Girls

### Heat 1

2

14 July 2017 17:47 START TIME

22° C TEMPERATURE 61 % HUMIDITY

+0.2m/s WIND

PLACE	BIB	NAME	COUNTRY	DATE of BIRTH	LANE	RESULT	REACTION	F <sub>n</sub>	POINTS	TOTAL
1	1155	Marshella FORESHAW	GER	26 Nov 00	6	<b>24.86</b>	SB	0.202	<b>900</b>	3349
2	1241	Beatrice JUŠKEVICIUTE	LTU	10 Jan 00	4	<b>25.18</b>	PB	0.181	<b>870</b>	3257
3	1168	Johanna SIEBLER	GER	28 Jun 00	2	<b>25.53</b>	SB	0.201	<b>839</b>	3412
4	1232	Eliza Marija KRAULE	LAT	26 Jun 01	3	<b>25.58</b>	PB	0.206	<b>834</b>	3414
5	1239	Urte BACIANSKAITE	LTU	17 Sep 00	7	<b>26.06</b>	PB	0.177	<b>792</b>	3346
6	1056	Jingyi LIU	CHN	4 Aug 00	5	<b>26.71</b>	PB	0.233	<b>736</b>	3036

### Heat 2

2

14 July 2017 17:54 START TIME

22° C TEMPERATURE 61 % HUMIDITY

+0.6m/s WIND

PLACE	BIB	NAME	COUNTRY	DATE of BIRTH	LANE	RESULT	REACTION	F <sub>n</sub>	POINTS	TOTAL
1	1118	María VICENTE	ESP	28 Mar 01	6	<b>24.00</b>	PB	0.202	<b>981</b>	3600
2	1150	Margot TEMINES	FRA	25 Jul 00	5	<b>25.29</b>		0.216	<b>860</b>	3320
3	1002	Asma Baya ARAIBIA	ALG	23 Mar 00	3	<b>25.62</b>		0.185	<b>831</b>	3297
4	1313	Lara KRNC	SLO	16 Sep 00	7	<b>25.63</b>	PB	0.180	<b>830</b>	3179
5	1353	Darya DIKHANOVA	UKR	23 Mar 00	4	<b>25.93</b>	PB	0.222	<b>803</b>	3036
6	1234	Luize OPALA	LAT	23 Apr 01	8	<b>26.05</b>	PB	0.205	<b>793</b>	2349
7	1352	Tetyana BILYK	UKR	7 Jul 00	2	<b>26.13</b>		0.203	<b>786</b>	3173



## HEPTATHLON GIRLS SUMMARY AFTER 4 EVENTS

RECORDS	RESULT	NAME	COUNTRY	AGE	VENUE	DATE
World U18 Best	<b>WU18B</b>	6186 Alina SHUKH	UKR	17	Tbilisi (New District Arena)	15 Jul 2016
Championship Record	<b>CR</b>	6037 Géraldine RÜCKSTUHL	SUI	17	Cali (Pascual Guerrero)	18 Jul 2015
World U18 Leading	<b>WU18L</b>	5811 Erika WÄRFF	SWE	17	Kuortane	11 Jun 2017

14-15 July 2017








PLACE	BIB	NAME	COUNTRY	POINTS	POINTS BEHIND LEADER	100m Hurdles	High Jump	Shot Put (3kg)	200 Metres	Long Jump	Javelin Throw	800 Metres
1	1118	María VICENTE	ESP	<b>3600</b>		13.74 (+0.4) 1015(1)	1.73 891(2)	12.79 713(6)	24.00 (+0.6) 981(1)			
							<b>1906(2)</b>	<b>2619(1)</b>	<b>3600(1)</b>			
2	1232	Eliza Marija KRAULE	LAT	<b>3414</b>	-186	13.86 (-1.0) 998(4)	1.79 966(1)	11.32 616(12)	25.58 (+0.2) 834(6)			
							<b>1964(1)</b>	<b>2580(2)</b>	<b>3414(2)</b>			
3	1168	Johanna SIEBLER	GER	<b>3412</b>	-188	13.82 (+0.4) 1004(2)	1.58 712(12)	14.94 857(2)	25.53 (+0.2) 839(5)			
							<b>1716(6)</b>	<b>2573(3)</b>	<b>3412(3)</b>			
4	1155	Marshella FORESHAW	GER	<b>3349</b>	-251	13.94 (+0.4) 987(5)	1.61 747(10)	12.81 715(5)	24.86 (+0.2) 900(2)			
							<b>1734(5)</b>	<b>2449(7)</b>	<b>3349(4)</b>			
5	1239	Urte BACIANSKAITE	LTU	<b>3346</b>	-254	15.07 (-1.0) 832(10)	1.67 818(5)	15.65 904(1)	26.06 (+0.2) 792(11)			
							<b>1650(10)</b>	<b>2554(4)</b>	<b>3346(5)</b>			
6	1150	Margot TEMINES	FRA	<b>3320</b>	-280	14.26 (+0.4) 942(6)	1.70 855(3)	12.03 663(10)	25.29 (+0.6) 860(4)			
							<b>1797(3)</b>	<b>2460(6)</b>	<b>3320(6)</b>			
7	1002	Asma Baya ARAIBIA	ALG	<b>3297</b>	-303	13.83 (+0.4) 1003(3)	1.64 783(9)	12.29 680(8)	25.62 (+0.6) 831(7)			
							<b>1786(4)</b>	<b>2466(5)</b>	<b>3297(7)</b>			
8	1241	Beatrice JUŠKEVICIUTE	LTU	<b>3257</b>	-343	14.50 (+0.4) 909(7)	1.58 712(13)	13.58 766(3)	25.18 (+0.2) 870(3)			
							<b>1621(11)</b>	<b>2387(8)</b>	<b>3257(8)</b>			
9	1313	Lara KRNC	SLO	<b>3179</b>	-421	14.62 (-1.0) 892(8)	1.64 783(8)	12.19 674(9)	25.63 (+0.6) 830(8)			
							<b>1675(8)</b>	<b>2349(10)</b>	<b>3179(9)</b>			
10	1352	Tetyana BILYK	UKR	<b>3173</b>	-427	14.69 (+0.4) 883(9)	1.67 818(6)	12.37 686(7)	26.13 (+0.6) 786(12)			
							<b>1701(7)</b>	<b>2387(9)</b>	<b>3173(10)</b>			
11	1353	Darya DIKHANOVA	UKR	<b>3036</b>	-564	15.25 (-1.0) 809(12)	1.70 855(4)	10.60 569(13)	25.93 (+0.6) 803(9)			
							<b>1664(9)</b>	<b>2233(12)</b>	<b>3036(11)</b>			
12	1056	Jingyi LIU	CHN	<b>3036</b>	-564	15.11 (-1.0) 827(11)	1.58 712(11)	13.51 761(4)	26.71 (+0.2) 736(13)			
							<b>1539(12)</b>	<b>2300(11)</b>	<b>3036(12)</b>			
13	1234	Luize OPALA	LAT	<b>2349</b>	-1251	22.93 (-1.0) 105(13)	1.67 818(7)	11.58 633(11)	26.05 (+0.6) 793(10)			
							<b>923(13)</b>	<b>1556(13)</b>	<b>2349(13)</b>			

## SUMMARY



### Long Jump Girls - Heptathlon Girls

15 July 2017

RANK	PLACE	GROUP	BIB	NAME	COUNTRY	DATE of BIRTH	RESULT		WIND	
1	1	B	1118	María VICENTE	ESP	28 Mar 01	<b>6.05</b>		+1.4	<b>865</b>
2	1	A	1150	Margot TEMINES	FRA	25 Jul 00	<b>5.88</b>		+0.1	<b>813</b>
3	2	B	1239	Urte BACIANSKAITE	LTU	17 Sep 00	<b>5.83</b>		+0.3	<b>798</b>
4	3	B	1168	Johanna SIEBLER	GER	28 Jun 00	<b>5.78</b>		+0.7	<b>783</b>
5	4	B	1313	Lara KRNC	SLO	16 Sep 00	<b>5.77</b>		+0.6	<b>780</b>
6	5	B	1002	Asma Baya ARAIBIA	ALG	23 Mar 00	<b>5.77</b>		-0.3	<b>780</b>
7	2	A	1155	Marshella FORESHAW	GER	26 Nov 00	<b>5.71</b>		+1.4	<b>762</b>
8	6	B	1232	Eliza Marija KRAULE	LAT	26 Jun 01	<b>5.70</b>		+0.4	<b>759</b>
9	7	B	1353	Darya DIKHANOVA	UKR	23 Mar 00	<b>5.61</b>		0.0	<b>732</b>
10	3	A	1234	Luize OPALA	LAT	23 Apr 01	<b>5.60</b>		+1.5	<b>729</b>
11	4	A	1056	Jingyi LIU	CHN	4 Aug 00	<b>5.48</b>		-0.4	<b>694</b>
12	5	A	1352	Tetyana BILYK	UKR	7 Jul 00	<b>5.27</b>		+0.5	<b>634</b>
13	6	A	1241	Beatrice JUŠKEVICIUTE	LTU	10 Jan 00	<b>5.26</b>		+0.3	<b>631</b>



# RESULTS

## Long Jump Girls - Heptathlon Girls



<b>Group A</b>		15 July 2017	10:06	START TIME	15° C	82 %				POINTS	TOTAL
			10:29	END TIME	TEMPERATURE	HUMIDITY					
					15° C	82 %					
PLACE	BIB	NAME	COUNTRY	DATE of BIRTH	ORDER	RESULT	1	2	3		
1	1150	Margot TEMINES	FRA	25 Jul 00	5	<b>5.88</b> +0.1	5.42 +0.1	5.88 +0.1	5.71 +0.7	<b>813</b>	4133
2	1155	Marshella FORESHAW	GER	26 Nov 00	3	<b>5.71</b> +1.4	5.56 +1.1	5.46 +0.8	5.71 +1.4	<b>762</b>	4111
3	1234	Luize OPALA	LAT	23 Apr 01	6	<b>5.60</b> +1.5	5.48 +0.4	5.60 +1.5	X +0.5	<b>729</b>	3078
4	1056	Jingyi LIU	CHN	4 Aug 00	1	<b>5.48</b> -0.4	5.44 +0.9	5.48 +0.2	5.48 -0.4	<b>694</b>	3730
5	1352	Tetyana BILYK	UKR	7 Jul 00	4	<b>5.27</b> +0.5	5.20 +0.6	5.19 +0.4	5.27 +0.5	<b>634</b>	3807
6	1241	Beatrice JUŠKEVICIUTE	LTU	10 Jan 00	2	<b>5.26</b> +0.3	5.26 +0.3	X +0.7	X -0.9	<b>631</b>	3888

<b>Group B</b>		15 July 2017	10:07	START TIME	15° C	82 %				POINTS	TOTAL
			10:35	END TIME	TEMPERATURE	HUMIDITY					
					15° C	82 %					
PLACE	BIB	NAME	COUNTRY	DATE of BIRTH	ORDER	RESULT	1	2	3		
1	1118	María VICENTE	ESP	28 Mar 01	3	<b>6.05</b> +1.4	6.05 +1.4	5.85 +1.7	5.99 +0.5	<b>865</b>	4465
2	1239	Urte BACIANSKAITE	LTU	17 Sep 00	4	<b>5.83</b> +0.3	5.83 +0.3	X	X	<b>798</b>	4144
3	1168	Johanna SIEBLER	GER	28 Jun 00	7	<b>5.78</b> +0.7	5.59 +0.5	5.66 -0.9	5.78 +0.7	<b>783</b>	4195
4	1313	Lara KRNC	SLO	16 Sep 00	1	<b>5.77</b> +0.6	5.77 +0.6	5.73 +0.3	5.72 -0.1	<b>780</b>	3959
5	1002	Asma Baya ARAIBIA	ALG	23 Mar 00	5	<b>5.77</b> -0.3	5.51 0.0	5.66 -1.8	5.77 -0.3	<b>780</b>	4077
6	1232	Eliza Marija KRAULE	LAT	26 Jun 01	6	<b>5.70</b> +0.4	5.67 +0.9	5.40 -0.2	5.70 +0.4	<b>759</b>	4173
7	1353	Darya DIKHANOVA	UKR	23 Mar 00	2	<b>5.61</b> 0.0	X	5.61	X	<b>732</b>	3768

## HEPTATHLON GIRLS SUMMARY AFTER 5 EVENTS

RECORDS	RESULT	NAME	COUNTRY	AGE	VENUE	DATE
World U18 Best	<b>WU18B</b>	6186 Alina SHUKH	UKR	17	Tbilisi (New District Arena)	15 Jul 2016
Championship Record	<b>CR</b>	6037 Géraldine RÜCKSTUHL	SUI	17	Cali (Pascual Guerrero)	18 Jul 2015
World U18 Leading	<b>WU18L</b>	5811 Erika WÄRFF	SWE	17	Kuortane	11 Jun 2017

14-15 July 2017



PLACE	BIB	NAME	COUNTRY	POINTS	POINTS BEHIND LEADER	100m Hurdles	High Jump	Shot Put (3kg)	200 Metres	Long Jump	Javelin Throw	800 Metres
1	1118	María VICENTE	ESP	<b>4465</b>		13.74 (+0.4) 1015(1)	1.73 891(2)	12.79 713(6)	24.00 (+0.6) 981(1)	6.05 (+1.4) 865(1)		
2	1168	Johanna SIEBLER	GER	<b>4195</b>	-270	13.82 (+0.4) 1004(2)	1.58 712(12)	14.94 857(2)	25.53 (+0.2) 839(5)	5.78 (+0.7) 783(4)		
3	1232	Eliza Marija KRAULE	LAT	<b>4173</b>	-292	13.86 (-1.0) 998(4)	1.79 966(1)	11.32 616(12)	25.58 (+0.2) 834(6)	5.70 (+0.4) 759(8)		
4	1239	Urte BACIANSKAITE	LTU	<b>4144</b>	-321	15.07 (-1.0) 832(10)	1.67 818(5)	15.65 904(1)	26.06 (+0.2) 792(11)	5.83 (+0.3) 798(9)		
5	1150	Margot TEMINES	FRA	<b>4133</b>	-332	14.26 (+0.4) 942(6)	1.70 855(3)	12.03 663(10)	25.29 (+0.6) 860(4)	5.88 (+0.1) 813(2)		
6	1155	Marshella FORESHAW	GER	<b>4111</b>	-354	13.94 (+0.4) 987(5)	1.61 747(10)	12.81 715(5)	24.86 (+0.2) 900(2)	5.71 (+1.4) 762(7)		
7	1002	Asma Baya ARAIBIA	ALG	<b>4077</b>	-388	13.83 (+0.4) 1003(3)	1.64 783(9)	12.29 680(8)	25.62 (+0.6) 831(7)	5.77 (-0.3) 780(6)		
8	1313	Lara KRNC	SLO	<b>3959</b>	-506	14.62 (-1.0) 892(8)	1.64 783(8)	12.19 674(9)	25.63 (+0.6) 830(8)	5.77 (+0.6) 780(5)		
9	1241	Beatrice JUŠKEVICIUTE	LTU	<b>3888</b>	-577	14.50 (+0.4) 909(7)	1.58 712(13)	13.58 766(3)	25.18 (+0.2) 870(3)	5.26 (+0.3) 631(13)		
10	1352	Tetyana BILYK	UKR	<b>3807</b>	-658	14.69 (+0.4) 883(9)	1.67 818(6)	12.37 686(7)	26.13 (+0.6) 786(12)	5.27 (+0.5) 634(12)		
11	1353	Darya DIKHANOVA	UKR	<b>3768</b>	-697	15.25 (-1.0) 809(12)	1.70 855(4)	10.60 569(13)	25.93 (+0.6) 803(9)	5.61 (0.0) 732(9)		
12	1056	Jingyi LIU	CHN	<b>3730</b>	-735	15.11 (-1.0) 827(11)	1.58 712(11)	13.51 761(4)	26.71 (+0.2) 736(13)	5.48 (-0.4) 694(11)		
13	1234	Luize OPALA	LAT	<b>3078</b>	-1387	22.93 (-1.0) 105(13)	1.67 818(7)	11.58 633(11)	26.05 (+0.6) 793(10)	5.60 (+1.5) 729(10)		

# RESULTS



## Javelin Throw Girls - Heptathlon Girls

15 July 2017 12:10 START TIME 20° C 64 %  
12:49 END TIME TEMPERATURE HUMIDITY  
20° C 64 %

PLACE	BIB	NAME	COUNTRY	DATE of BIRTH	ORDER	RESULT	1	2	3	POINTS	TOTAL
1	1056	Jingyi LIU	CHN	4 Aug 00	5	<b>46.47</b>	46.47	38.23	39.14	<b>792</b>	4522
2	1168	Johanna SIEBLER	GER	28 Jun 00	9	<b>44.50</b>	44.46	42.16	44.50	<b>754</b>	4949
3	1241	Beatrice JUŠKEVICIUTE	LTU	10 Jan 00	7	<b>44.47</b>	X	43.91	44.47	<b>753</b>	4641
4	1313	Lara KRNC	SLO	16 Sep 00	4	<b>42.93</b> PB	42.93	36.89	X	<b>724</b>	4683
5	1239	Urte BACIANSKAITE	LTU	17 Sep 00	12	<b>42.45</b> PB	39.44	36.50	42.45	<b>714</b>	4858
6	1234	Luize OPALA	LAT	23 Apr 01	2	<b>39.23</b>	33.19	39.23	36.97	<b>653</b>	3731
7	1155	Marshella FORESHAW	GER	26 Nov 00	11	<b>36.58</b> PB	36.06	32.63	36.58	<b>602</b>	4713
8	1232	Eliza Marija KRAULE	LAT	26 Jun 01	3	<b>34.92</b> PB	32.20	32.68	34.92	<b>570</b>	4743
9	1118	María VICENTE	ESP	28 Mar 01	8	<b>30.90</b>	X	26.15	30.90	<b>494</b>	4959
10	1353	Darya DIKHANOVA	UKR	23 Mar 00	10	<b>30.85</b> PB	30.85	X	25.60	<b>493</b>	4261
11	1150	Margot TEMINES	FRA	25 Jul 00	1	<b>25.84</b>	X	25.81	25.84	<b>398</b>	4531
12	1352	Tetyana BILYK	UKR	7 Jul 00	13	<b>22.56</b>	22.56	X	21.00	<b>337</b>	4144
13	1002	Asma Baya ARAIBIA	ALG	23 Mar 00	6	<b>19.62</b>	19.62	X	X	<b>282</b>	4359



## HEPTATHLON GIRLS SUMMARY AFTER 6 EVENTS

RECORDS	RESULT	NAME	COUNTRY	AGE	VENUE	DATE
World U18 Best	<b>WU18B</b>	6186 Alina SHUKH	UKR	17	Tbilisi (New District Arena)	15 Jul 2016
Championship Record	<b>CR</b>	6037 Géraldine RÜCKSTUHL	SUI	17	Cali (Pascual Guerrero)	18 Jul 2015
World U18 Leading	<b>WU18L</b>	5811 Erika WÄRFF	SWE	17	Kuortane	11 Jun 2017

14-15 July 2017



PLACE	BIB	NAME	COUNTRY	POINTS	POINTS BEHIND LEADER	100m Hurdles	High Jump	Shot Put (3kg)	200 Metres	Long Jump	Javelin Throw	800 Metres
1	1118	María VICENTE	ESP	<b>4959</b>		13.74 (+0.4) 1015(1)	1.73 891(2)	12.79 713(6)	24.00 (+0.6) 981(1)	6.05 (+1.4) 865(1)	30.90 494(9)	
							<b>1906(2)</b>	<b>2619(1)</b>	<b>3600(1)</b>	<b>4465(1)</b>	<b>4959(1)</b>	
2	1168	Johanna SIEBLER	GER	<b>4949</b>	-10	13.82 (+0.4) 1004(2)	1.58 712(12)	14.94 857(2)	25.53 (+0.2) 839(5)	5.78 (+0.7) 783(4)	44.50 754(2)	
							<b>1716(6)</b>	<b>2573(3)</b>	<b>3412(3)</b>	<b>4195(2)</b>	<b>4949(2)</b>	
3	1239	Urte BACIANSKAITE	LTU	<b>4858</b>	-101	15.07 (-1.0) 832(10)	1.67 818(5)	15.65 904(1)	26.06 (+0.2) 792(11)	5.83 (+0.3) 798(3)	42.45 714(5)	
							<b>1650(10)</b>	<b>2554(4)</b>	<b>3346(5)</b>	<b>4144(4)</b>	<b>4858(3)</b>	
4	1232	Eliza Marija KRAULE	LAT	<b>4743</b>	-216	13.86 (-1.0) 998(4)	1.79 966(1)	11.32 616(12)	25.58 (+0.2) 834(6)	5.70 (+0.4) 759(8)	34.92 570(8)	
							<b>1964(1)</b>	<b>2580(2)</b>	<b>3414(2)</b>	<b>4173(3)</b>	<b>4743(4)</b>	
5	1155	Marshella FORESHAW	GER	<b>4713</b>	-246	13.94 (+0.4) 987(5)	1.61 747(10)	12.81 715(5)	24.86 (+0.2) 900(2)	5.71 (+1.4) 762(7)	36.58 602(7)	
							<b>1734(5)</b>	<b>2449(7)</b>	<b>3349(4)</b>	<b>4111(6)</b>	<b>4713(5)</b>	
6	1313	Lara KRNC	SLO	<b>4683</b>	-276	14.62 (-1.0) 892(8)	1.64 783(8)	12.19 674(9)	25.63 (+0.6) 830(8)	5.77 (+0.6) 780(5)	42.93 724(4)	
							<b>1675(8)</b>	<b>2349(10)</b>	<b>3179(9)</b>	<b>3959(8)</b>	<b>4683(6)</b>	
7	1241	Beatrice JUŠKEVICIUTE	LTU	<b>4641</b>	-318	14.50 (+0.4) 909(7)	1.58 712(13)	13.58 766(3)	25.18 (+0.2) 870(3)	5.26 (+0.3) 631(13)	44.47 753(3)	
							<b>1621(11)</b>	<b>2387(8)</b>	<b>3257(8)</b>	<b>3888(9)</b>	<b>4641(7)</b>	
8	1150	Margot TEMINES	FRA	<b>4531</b>	-428	14.26 (+0.4) 942(6)	1.70 855(3)	12.03 663(10)	25.29 (+0.6) 860(4)	5.88 (+0.1) 813(2)	25.84 398(11)	
							<b>1797(3)</b>	<b>2460(6)</b>	<b>3320(6)</b>	<b>4133(5)</b>	<b>4531(8)</b>	
9	1056	Jingyi LIU	CHN	<b>4522</b>	-437	15.11 (-1.0) 827(11)	1.58 712(11)	13.51 761(4)	26.71 (+0.2) 736(13)	5.48 (-0.4) 694(11)	46.47 792(1)	
							<b>1539(12)</b>	<b>2300(11)</b>	<b>3036(12)</b>	<b>3730(12)</b>	<b>4522(9)</b>	
10	1002	Asma Baya ARAIBIA	ALG	<b>4359</b>	-600	13.83 (+0.4) 1003(3)	1.64 783(9)	12.29 680(8)	25.62 (+0.6) 831(7)	5.77 (-0.3) 780(6)	19.62 282(13)	
							<b>1786(4)</b>	<b>2466(5)</b>	<b>3297(7)</b>	<b>4077(7)</b>	<b>4359(10)</b>	
11	1353	Darya DIKHANOVA	UKR	<b>4261</b>	-698	15.25 (-1.0) 809(12)	1.70 855(4)	10.60 569(13)	25.93 (+0.6) 803(9)	5.61 (0.0) 732(9)	30.85 493(10)	
							<b>1664(9)</b>	<b>2233(12)</b>	<b>3036(11)</b>	<b>3768(11)</b>	<b>4261(11)</b>	
12	1352	Tetyana BILYK	UKR	<b>4144</b>	-815	14.69 (+0.4) 883(9)	1.67 818(6)	12.37 686(7)	26.13 (+0.6) 786(12)	5.27 (+0.5) 634(12)	22.56 337(12)	
							<b>1701(7)</b>	<b>2387(9)</b>	<b>3173(10)</b>	<b>3807(10)</b>	<b>4144(12)</b>	
13	1234	Luize OPALA	LAT	<b>3731</b>	-1228	22.93 (-1.0) 105(13)	1.67 818(7)	11.58 633(11)	26.05 (+0.6) 793(10)	5.60 (+1.5) 729(10)	39.23 653(6)	
							<b>923(13)</b>	<b>1556(13)</b>	<b>2349(13)</b>	<b>3078(13)</b>	<b>3731(13)</b>	

# RESULTS



## 800 Metres Girls - Heptathlon Girls

15 July 2017 19:09 START TIME 21° C 56 %  
TEMPERATURE HUMIDITY

PLACE	BIB	NAME	COUNTRY	DATE of BIRTH	LANE	RESULT	POINTS	TOTAL
1	1352	Tetyana BILYK	UKR	7 Jul 00	9	<b>2:22.09</b>	<b>795</b>	4939
2	1353	Darya DIKHANOVA	UKR	23 Mar 00	2	<b>2:23.05</b>	<b>783</b>	5044
3	1241	Beatrice JUŠKEVICIUTE	LTU	10 Jan 00	1	<b>2:24.19</b>	<b>767</b>	5408
4	1155	Marshella FORESHAW	GER	26 Nov 00	8	<b>2:28.10</b>	<b>717</b>	5430
5	1234	Luize OPALA	LAT	23 Apr 01	12	<b>2:29.72</b>	<b>696</b>	4427
6	1168	Johanna SIEBLER	GER	28 Jun 00	11	<b>2:33.19</b>	<b>653</b>	5602
7	1118	María VICENTE	ESP	28 Mar 01	3	<b>2:33.22</b>	<b>653</b>	5612
8	1232	Eliza Marija KRAULE	LAT	26 Jun 01	10	<b>2:36.21</b>	<b>617</b>	5360
9	1239	Urte BACIANSKAITE	LTU	17 Sep 00	13	<b>2:36.87</b>	<b>609</b>	5467
10	1002	Asma Baya ARAIBIA	ALG	23 Mar 00	4	<b>2:37.44</b>	<b>603</b>	4962
11	1056	Jingyi LIU	CHN	4 Aug 00	5	<b>2:38.39</b>	<b>591</b>	5113
12	1313	Lara KRNC	SLO	16 Sep 00	6	<b>2:41.10</b>	<b>560</b>	5243
13	1150	Margot TEMINES	FRA	25 Jul 00	7	<b>2:41.64</b>	<b>554</b>	5085

INTERMEDIATE TIMES	400m	1353 Darya DIKHANOVA	1:09.60
--------------------	------	----------------------	---------



# HEPTATHLON GIRLS FINAL RESULTS

RECORDS	RESULT NAME	COUNTRY	AGE	VENUE	DATE
World U18 Best <b>WU18B</b>	<b>6186</b> Alina SHUKH	UKR	17	Tbilisi (New District Arena)	15 Jul 2016
Championship Record <b>CR</b>	<b>6037</b> Géraldine RÜCKSTUHL	SUI	17	Cali (Pascual Guerrero)	18 Jul 2015
World U18 Leading <b>WU18L</b>	<b>5811</b> Erika WÄRFF	SWE	17	Kuortane	11 Jun 2017

14-15 July 2017



PLACE	BIB	NAME	COUNTRY	POINTS	POINTS BEHIND LEADER	100m Hurdles	High Jump	Shot Put (3kg)	200 Metres	Long Jump	Javelin Throw	800 Metres
1	1118	María VICENTE	ESP	<b>5612</b>		13.74 (+0.4) 1015(1)	1.73 891(2)	12.79 713(6)	24.00 (+0.6) 981(1)	6.05 (+1.4) 865(1)	30.90 494(9)	2:33.22 653(7)
2	1168	Johanna SIEBLER	GER	<b>5602</b>	-10	13.82 (+0.4) 1004(2)	1.58 712(12)	14.94 857(2)	25.53 (+0.2) 839(5)	5.78 (+0.7) 783(4)	44.50 754(2)	2:33.19 653(6)
3	1239	Urte BACIANSKAITE	LTU	<b>5467</b>	-145	15.07 (-1.0) 832(10)	1.67 818(5)	15.65 904(1)	26.06 (+0.2) 792(11)	5.83 (+0.3) 798(3)	42.45 714(5)	2:36.87 609(9)
4	1155	Marshella FORESHAW	GER	<b>5430</b>	-182	13.94 (+0.4) 987(5)	1.61 747(10)	12.81 715(5)	24.86 (+0.2) 900(2)	5.71 (+1.4) 762(7)	36.58 602(7)	2:28.10 717(4)
5	1241	Beatrice JUŠKEVICIUTE	LTU	<b>5408</b>	-204	14.50 (+0.4) 909(7)	1.58 712(13)	13.58 766(3)	25.18 (+0.2) 870(3)	5.26 (+0.3) 631(13)	44.47 753(3)	2:24.19 767(3)
6	1232	Eliza Marija KRAULE	LAT	<b>5360</b>	-252	13.86 (-1.0) 998(4)	1.79 966(1)	11.32 616(12)	25.58 (+0.2) 834(6)	5.70 (+0.4) 759(8)	34.92 570(8)	2:36.21 617(8)
7	1313	Lara KRNC	SLO	<b>5243</b>	-369	14.62 (-1.0) 892(8)	1.64 783(8)	12.19 674(9)	25.63 (+0.6) 830(8)	5.77 (+0.6) 780(5)	42.93 724(4)	2:41.10 560(12)
8	1056	Jingyi LIU	CHN	<b>5113</b>	-499	15.11 (-1.0) 827(11)	1.58 712(11)	13.51 761(4)	26.71 (+0.2) 736(13)	5.48 (-0.4) 694(11)	46.47 792(1)	2:38.39 591(11)
9	1150	Margot TEMINES	FRA	<b>5085</b>	-527	14.26 (+0.4) 942(6)	1.70 855(3)	12.03 663(10)	25.29 (+0.6) 860(4)	5.88 (+0.1) 813(2)	25.84 398(11)	2:41.64 554(13)
10	1353	Darya DIKHANOVA	UKR	<b>5044</b>	-568	15.25 (-1.0) 809(12)	1.70 855(4)	10.60 569(13)	25.93 (+0.6) 803(9)	5.61 (0.0) 732(9)	30.85 493(10)	2:23.05 783(2)
11	1002	Asma Baya ARAIBIA	ALG	<b>4962</b>	-650	13.83 (+0.4) 1003(3)	1.64 783(9)	12.29 680(8)	25.62 (+0.6) 831(7)	5.77 (-0.3) 780(6)	19.62 282(13)	2:37.44 603(10)
12	1352	Tetyana BILYK	UKR	<b>4939</b>	-673	14.69 (+0.4) 883(9)	1.67 818(6)	12.37 686(7)	26.13 (+0.6) 786(12)	5.27 (+0.5) 634(12)	22.56 337(12)	2:22.09 795(1)
13	1234	Luize OPALA	LAT	<b>4427</b>	-1185	22.93 (-1.0) 105(13)	1.67 818(7)	11.58 633(11)	26.05 (+0.6) 793(10)	5.60 (+1.5) 729(10)	39.23 653(6)	2:29.72 696(5)



# RESULTS



## 4 x 400 Metres Relay Mixed - Final

RECORDS	RESULT TEAM	COUNTRY	VENUE	DATE
Championship Record <b>CR</b>	<b>3:19.54</b> United States	USA	Cali (Pascual Guerrero)	19 Jul 2015

16 July 2017 17:40 START TIME 26° C TEMPERATURE 47 % HUMIDITY

PLACE	TEAM	BIB	LANE	REACTION	RESULT	Fn
1	<b>BRAZIL</b> 148 Bruno Benedito DA SILVA (B) 1038 Giovana Rosalia DOS SANTOS (G) 1041 Jéssica Vitoria MOREIRA (G) 150 Alison Brendom DOS SANTOS (B)	BRA	8	0.201	<b>3:21.71</b>	
2	<b>JAMAICA</b> 1202 Shaquena FOOTE (G) 311 Anthony COX (B) 1206 Sanique WALKER (G) 319 Antonio WATSON (B)	JAM	6	0.230	<b>3:22.23</b>	
3	<b>SOUTH AFRICA</b> 1300 Gontse MORAKE (G) 433 Retshidisitswe MLENGA (B) 1304 Zeney VAN DER WALT (G) 437 Sokwakhana ZAZINI (B)	RSA	5	0.215	<b>3:24.45</b>	
4	<b>KENYA</b> 342 Kelvin Sawe TAUTA (B) 1223 Gloria MULEE (G) 1222 Mary MORAA (G) 340 David SANAYEK (B)	KEN	3	0.220	<b>3:24.92</b>	
5	<b>UKRAINE</b> 1361 Maryana SHOSTAK (G) 501 Yaroslav HOLUB (B) 1351 Tetyana BEZSHYYKO (G) 500 Yaroslav DEMCHENKO (B)	UKR	4	0.218	<b>3:28.14</b>	
6	<b>PR OF CHINA</b> 1055 Yina LIANG (G) 161 Hantao DENG (B) 1058 Xuejie MA (G) 179 Bo XU (B)	CHN	2	0.212	<b>3:31.74</b>	
7	<b>ROMANIA</b> 424 Alexandru VLAD (B) 1281 Bianca Georgiana ANTON (G) 1288 Maria SCROB (G) 425 Cristian Gabriel VOICU (B)	ROU	7	0.240	<b>3:34.70</b>	
	<b>GERMANY</b>	GER	1		<b>DNS</b>	

## RESULT PROGRESSION



### 4 x 400 Metres Relay Mixed - Final

RECORDS	RESULT TEAM	COUNTRY	VENUE	DATE
Championship Record <b>CR</b>	<b>3:19.54</b> United States	USA	Cali (Pascual Guerrero)	19 Jul 2015

16 July 2017

RANK	BIB	TEAM	PHASE	HEAT	LANE	PLACE	RESULT
1	BRA	BRAZIL	Final	1	8	1	<b>3:21.71</b>
			Round 1	1	3	3	<b>3:25.64 Q</b>
2	JAM	JAMAICA	Final	1	6	2	<b>3:22.23</b>
			Round 1	1	5	2	<b>3:25.61 Q</b>
3	RSA	SOUTH AFRICA	Final	1	5	3	<b>3:24.45</b>
			Round 1	2	4	5	<b>3:28.87 Q</b>
4	KEN	KENYA	Final	1	3	4	<b>3:24.92</b>
			Round 1	1	6	1	<b>3:24.76 Q</b>
5	UKR	UKRAINE	Final	1	4	5	<b>3:28.14</b>
			Round 1	2	6	4	<b>3:27.34 Q</b>
6	CHN	PR OF CHINA	Final	1	2	6	<b>3:31.74</b>
			Round 1	2	5	8	<b>3:32.79 q</b>
7	ROU	ROMANIA	Final	1	7	7	<b>3:34.70</b>
			Round 1	2	7	6	<b>3:28.93 Q</b>
	GER	GERMANY	Final	1	1		<b>DNS</b>
			Round 1	1	7	7	<b>3:32.53 q</b>

# SUMMARY



## 4 x 400 Metres Relay Mixed - Round 1

First 3 in each heat (Q) and the next 2 fastest (q) advance to the Final

RECORDS	RESULT TEAM	COUNTRY	VENUE	DATE
Championship Record <b>CR</b>	3:19.54 United States	USA	Cali (Pascual Guerrero)	19 Jul 2015

15 July 2017

RANK	PLACE	HEAT	LANE	BIB	TEAM	REACTION	RESULT	
1	1	1	6	KEN	KENYA	0.275	3:24.76	Q
2	2	1	5	JAM	JAMAICA	0.200	3:25.61	Q <b>PB</b>
3	3	1	3	BRA	BRAZIL	0.204	3:25.64	Q
4	1	2	6	UKR	UKRAINE	0.237	3:27.34	Q
5	2	2	4	RSA	SOUTH AFRICA	0.212	3:28.87	Q
6	3	2	7	ROU	ROMANIA	0.271	3:28.93	Q <b>PB</b>
7	4	1	7	GER	GERMANY	0.189	3:32.53	q
8	4	2	5	CHN	PR OF CHINA	0.267	3:32.79	q
9	5	1	4	BOT	BOTSWANA	0.190	3:33.42	
10	5	2	2	IND	INDIA	0.327	3:34.02	
11	6	2	8	ZIM	ZIMBABWE	0.248	3:36.87	
12	7	2	3	FRA	FRANCE	0.166	3:43.82	
		1	2	THA	THAILAND	0.402	<b>DQ</b>	170.20

<b>NOTE</b>	IAAF Rule 170.20 - Exchanging positions before takeover
-------------	---



# RESULTS



## 4 x 400 Metres Relay Mixed - Round 1

First 3 in each heat (Q) and the next 2 fastest (q) advance to the Final

RECORDS	RESULT TEAM	COUNTRY	VENUE	DATE
Championship Record <b>CR</b>	<b>3:19.54</b> United States	USA	Cali (Pascual Guerrero)	19 Jul 2015

**Heat 1**

**2**

15 July 2017 12:19 START TIME

20° C TEMPERATURE 64 % HUMIDITY

PLACE	TEAM	BIB	LANE	REACTION	RESULT	Fn
1	<b>KENYA</b> 342 Kelvin Sawe TAUTA (B) 1223 Gloria MULEE (G) 340 David SANAYEK (B) 1222 Mary MORAA (G)	KEN	6	0.275	<b>3:24.76</b>	Q
2	<b>JAMAICA</b> 319 Antonio WATSON (B) 1202 Shaquena FOOTE (G) 1204 Joanne REID (G) 316 Tyrese REID (B)	JAM	5	0.200	<b>3:25.61</b>	Q <b>PB</b>
3	<b>BRAZIL</b> 148 Bruno Benedito DA SILVA (B) 1038 Giovana Rosalia DOS SANTOS (G) 1041 Jéssica Vitoria MOREIRA (G) 150 Alison Brendom DOS SANTOS (B)	BRA	3	0.204	<b>3:25.64</b>	Q
4	<b>GERMANY</b> 262 Nick KOCEVAR (B) 1158 Laura KAUFMANN (G) 1157 Lavinja JÜRGENS (G) 268 Elias SCHREML (B)	GER	7	0.189	<b>3:32.53</b>	q
5	<b>BOTSWANA</b> 1029 Tlhomphang BASELE (G) 526 Kealeboga BALEMOGI (B) 1030 Naledi LOPANG (G) 145 Omphile NTAOLANG (B)	BOT	4	0.190	<b>3:33.42</b>	
	<b>THAILAND</b> 1328 Kitiya NGUPHIMAI (G) 463 Somchai CHANKAEW (B) 1327 Tawanchat CHANGBU (G) 465 Natchanon SONGPRAM (B)	THA	2	0.402	<b>DQ</b>	170.20

**NOTE** IAAF Rule 170.20 - Exchanging positions before takeover

**RESULTS**  
**4 x 400 Metres Relay Mixed - Round 1**

**Heat 2** **2**

15 July 2017 12:34 START TIME 20° C TEMPERATURE 64 % HUMIDITY

PLACE	TEAM	BIB	LANE	REACTION	RESULT	Fn
1	<b>UKRAINE</b> 1361 Maryana SHOSTAK (G) 501 Yaroslav HOLUB (B) 1351 Tetyana BEZSHYYKO (G) 500 Yaroslav DEMCHENKO (B)	UKR	6	0.237	<b>3:27.34</b>	Q
2	<b>SOUTH AFRICA</b> 1300 Gontse MORAKE (G) 433 Retshidisitswe MLENGA (B) 1304 Zeney VAN DER WALT (G) 437 Zazini SOKWAKHANA (B)	RSA	4	0.212	<b>3:28.87</b>	Q
3	<b>ROMANIA</b> 424 Alexandru VLAD (B) 1281 Bianca Georgiana ANTON (G) 1288 Maria SCROB (G) 425 Cristian Gabriel VOICU (B)	ROU	7	0.271	<b>3:28.93</b>	Q <b>PB</b>
4	<b>PR OF CHINA</b> 1055 Yina LIANG (G) 161 Hantao DENG (B) 1058 Xuejie MA (G) 179 Bo XU (B)	CHN	5	0.267	<b>3:32.79</b>	q
5	<b>INDIA</b> 288 Manish MANISH (B) 1190 Dandi JYOTHIKA SRI (G) 1187 Ankita CHAHAL (G) 291 Akshay NAIN (B)	IND	2	0.327	<b>3:34.02</b>	
6	<b>ZIMBABWE</b> 520 Alfred CHAWONZA (B) 1374 Masciline WATAMA (G) 523 Simbarashe MAKETA (B) 1373 Arage MUTOMBO (G)	ZIM	8	0.248	<b>3:36.87</b>	
7	<b>FRANCE</b> 252 Thomas WANAVREBECQ (B) 1137 Claire CARRERE (G) 1142 Berenice FULCHIRON (G) 244 Florian FOURRE (B)	FRA	3	0.166	<b>3:43.82</b>	



# MEDAL TABLE

## FINAL

PLACE	COUNTRY	TOTAL	W	M	X	GOLD				SILVER				BRONZE			
						TOTAL	W	M	X	TOTAL	W	M	X	TOTAL	W	M	X
1	RSA SOUTH AFRICA	11	1	9	1	5	1	4		3		3		3		2	1
2	CHN PR OF CHINA	11	8	3		5	3	2		2	2			4	3	1	
3	CUB CUBA	8	5	3		5	3	2		2	1	1		1	1		
4	KEN KENYA	15	7	8		4	2	2		7	4	3		4	1	3	
5	ETH ETHIOPIA	12	6	6		4	2	2		3	1	2		5	3	2	
6	GER GERMANY	13	8	5		3	2	1		5	4	1		5	2	3	
7	JAM JAMAICA	8	4	3	1	3	1	2		2	1	1		3	2	1	
8	FRA FRANCE	7	3	4		2		2		1	1			4	2	2	
9	UKR UKRAINE	5	1	4		2	1	1		1		1		2		2	
10	TUR TURKEY	3	3			1	1			1	1			1	1		
11	ECU ECUADOR	2	1	1		1	1			1		1					
	ESP SPAIN	2	2			1	1			1	1						
13	BRA BRAZIL	2	1		1	1		1						1	1		
14	CHI CHILE	1		1		1		1									
	CZE CZECH REPUBLIC	1	1			1	1										
16	POL POLAND	2	2							2	2						
17	ANA AUTH. NEUTRAL ATHLETE	2	1	1						1	1			1	1		
	BLR BELARUS	2	1	1						1	1			1	1		
19	BUL BULGARIA	1	1							1	1						
	TPE CHINESE TAIPEI	1		1						1	1						
	CYP CYPRUS	1		1						1	1						
	GUY GUYANA	1		1						1	1						
	IND INDIA	1		1						1	1						
	LAT LATVIA	1		1						1	1						
25	COL COLOMBIA	1		1										1	1		
	LTU LITHUANIA	1	1											1	1		
	ROU ROMANIA	1		1										1	1		
	TKS TURKS AND CAICOS ISL.	1		1										1	1		

# RECORDS SET

## FINAL

### Boys

Boys Total

0	3	0	0	0
---	---	---	---	---

#### 110m Hurdles (91.4cm)

317	RUSSELL De'Jour - JAM	13.04	f		<b>CR</b>
317	RUSSELL De'Jour - JAM	13.08	h	1	<b>CR</b>

#### Triple Jump

195	DÍAZ Jordan A. - CUB	17.30	f		<b>CR</b>
-----	----------------------	-------	---	--	-----------

### Girls

Girls Total

0	2	0	0	0
---	---	---	---	---

#### High Jump

1359	MAHUCHIKH Yaroslava - UKR	1.92	f		<b>CR</b>
------	---------------------------	------	---	--	-----------

#### Javelin Throw (500g)

1080	DUARTHE Marisleisys - CUB	62.92	f		<b>CR</b>
------	---------------------------	-------	---	--	-----------

*BOYS + GIRLS Total*

0	5	0	0	0
---	---	---	---	---



# PLACING TABLE

## FINAL

PLACE	POINTS	COUNTRY	Gold	Silver	Bronze	Fourth	Fifth	Sixth	Seventh	Eighth
1	131	GER <b>GERMANY</b>	3	5	5	4	3	1	2	3
2	124	KEN <b>KENYA</b>	4	7	4	3	1			
3	116	CHN <b>PR OF CHINA</b>	5	2	4	2	3	1	5	3
4	108	RSA <b>SOUTH AFRICA</b>	5	3	3	2	3	1	2	
5	100	ETH <b>ETHIOPIA</b>	4	3	5	2	1	1		
6	86	FRA <b>FRANCE</b>	2	1	4	3	3	1	4	1
7	75	JAM <b>JAMAICA</b>	3	2	3	1	2	1	1	1
8	73	CUB <b>CUBA</b>	5	2	1	1	2			
9	48	POL <b>POLAND</b>		2		3	1	3	2	2
10	47	BRA <b>BRAZIL</b>	1		1	4	1	1	2	2
11	46	TUR <b>TURKEY</b>	1	1	1	3	1	2		
12	43	UKR <b>UKRAINE</b>	2	1	2		1		2	
13	23	ESP <b>SPAIN</b>	1	1		1			1	1
14	22	ANA <b>AUTH. NEUTRAL ATHLETE</b>		1	1	1	1			
	22	BLR <b>BELARUS</b>		1	1		1	1		2
16	21	LAT <b>LATVIA</b>		1		1		2	1	1
17	20	UGA <b>UGANDA</b>				1	2	1	2	
18	19	LTU <b>LITHUANIA</b>			1	1	1		2	
	19	SLO <b>SLOVENIA</b>					1	3	2	2
20	18	CZE <b>CZECH REPUBLIC</b>	1				1	2		
	18	ROU <b>ROMANIA</b>			1		2		1	2
22	16	ECU <b>ECUADOR</b>	1	1						1
23	13	BAH <b>BAHAMAS</b>				1	1	1		1
	13	CHI <b>CHILE</b>	1			1				
	13	COL <b>COLOMBIA</b>			1			1	2	
	13	MAR <b>MOROCCO</b>					2	1		2
27	12	BUL <b>BULGARIA</b>		1				1	1	
	12	IND <b>INDIA</b>		1			1			1
29	11	GUY <b>GUYANA</b>		1			1			
30	7	BIH <b>BOSNIA-HERZEGOVINA</b>					1	1		
	7	TPE <b>CHINESE TAIPEI</b>		1						
	7	CYP <b>CYPRUS</b>		1						
33	6	PER <b>PERU</b>						2		
	6	TKS <b>TURKS AND CAICOS ISL.</b>			1					
35	5	ALG <b>ALGERIA</b>				1				
	5	CRC <b>COSTA RICA</b>				1				
	5	DEN <b>DENMARK</b>				1				
	5	LUX <b>LUXEMBOURG</b>						1	1	
	5	MEX <b>MEXICO</b>					1			1
	5	VEN <b>VENEZUELA</b>				1				
41	4	ARG <b>ARGENTINA</b>						1		1
	4	DOM <b>DOMINICAN REPUBLIC</b>						1		1
	4	GUA <b>GUATEMALA</b>					1			
	4	ISR <b>ISRAEL</b>						1		1
45	3	ARU <b>ARUBA</b>						1		
	3	BDI <b>BURUNDI</b>						1		
	3	GEO <b>GEORGIA</b>						1		
	3	IRI <b>ISLAMIC REPUBLIC OF IRAN</b>						1		
	3	QAT <b>QATAR</b>						1		
	3	SVK <b>SLOVAK REPUBLIC</b>						1		
	3	ZIM <b>ZIMBABWE</b>						1		



PLACE	POINTS	COUNTRY	Gold	Silver	Bronze	Fourth	Fifth	Sixth	Seventh	Eighth
52	2	CRO <b>CROATIA</b>							1	
	2	ERI <b>ERITREA</b>							1	
	2	NAM <b>NAMIBIA</b>							1	
	2	KSA <b>SAUDI ARABIA</b>							1	
	2	ZAM <b>ZAMBIA</b>							1	
57	1	ANT <b>ANTIGUA &amp; BARBUDA</b>								1
	1	ARM <b>ARMENIA</b>								1
	1	CAY <b>CAYMAN ISLANDS</b>								1
	1	JOR <b>JORDAN</b>								1
	1	PUR <b>PUERTO RICO</b>								1
	1	SRB <b>SERBIA</b>								1

