

RESULTS



100 Metres Men - Final

RECORDS	RESULT	NAME	COUNTRY	AGE	VENUE	DATE
World Record WR	9.58	Usain BOLT	JAM	23	Berlin (Olympiastadion)	16 Aug 2009
Championships Record CR	9.58	Usain BOLT	JAM	23	Berlin (Olympiastadion)	16 Aug 2009
World Leading WL	9.82	Christian COLEMAN	USA	21	Eugene (Hayward Field), OR	7 Jun 2017
Area Record AR		National Record NR		Personal Best PB		Season Best SB

5 August 2017 21:46 START TIME

19° C TEMPERATURE 49 % HUMIDITY

 -0.8 m/s WIND

PLACE	NAME	COUNTRY	DATE of BIRTH	LANE	RESULT	REACTION	Fn
1	Justin GATLIN	USA	10 Feb 82	8	9.92	SB	0.138
2	Christian COLEMAN	USA	6 Mar 96	5	9.94		0.123
3	Usain BOLT	JAM	21 Aug 86	4	9.95	SB	0.183
4	Yohan BLAKE	JAM	26 Dec 89	7	9.99		0.137
5	Akani SIMBINE	RSA	21 Sep 93	6	10.01		0.141
6	Jimmy VICAUT	FRA	27 Feb 92	3	10.08		0.152
7	Reece PRESCOD	GBR	29 Feb 96	9	10.17		0.145
8	Bingtian SU	CHN	29 Aug 89	2	10.27		0.224

ALL-TIME OUTDOOR TOP LIST				SEASON OUTDOOR TOP LIST			
RESULT	NAME	VENUE	DATE	RESULT	NAME	VENUE	2017
9.58	Usain BOLT (JAM)	Berlin (Olympiastadion)	16 Aug 09	9.82	Christian COLEMAN (USA)	Eugene (Hayward Field), OR	7 Jun
9.69	Tyson GAY (USA)	Shanghai	20 Sep 09	9.90	Yohan BLAKE (JAM)	Kingston (NS), JAM	23 Jun
9.69	Yohan BLAKE (JAM)	Lausanne (Pontaise)	23 Aug 12	9.92	Akani SIMBINE (RSA)	Pretoria (Tuks)	18 Mar
9.72	Asafa POWELL (JAM)	Lausanne (Pontaise)	2 Sep 08	9.92	Justin GATLIN (USA)	London	5 Aug
9.74	Justin GATLIN (USA)	Doha (Hamad Bin Suhaim)	15 May 15	9.93	Cameron BURRELL (USA)	Eugene (Hayward Field), OR	7 Jun
9.78	Nesta CARTER (JAM)	Rieti (Guidobaldi)	29 Aug 10	9.93	Christopher BELCHER (USA)	Eugene (Hayward Field), OR	7 Jun
9.79	Maurice GREENE (USA)	Athína	16 Jun 99	9.94	Wayde VAN NIEKERK (RSA)	Velenje	20 Jun
9.80	Steve MULLINGS (JAM)	Eugene (Hayward Field), OR	4 Jun 11	9.95	Thando ROTO (RSA)	Pretoria (Tuks)	18 Mar
9.82	Richard THOMPSON (TTO)	Port of Spain	21 Jun 14	9.95	Usain BOLT (JAM)	London	5 Aug
9.82	Christian COLEMAN (USA)	Eugene (Hayward Field), OR	7 Jun 17	9.97	Jimmy VICAUT (FRA)	Dijon	21 May
				9.97	Isiah YOUNG (USA)	Sacramento (Hornet Stadium), CA	22 Jun
				9.97	Ramil GULIYEV (TUR)	Bursa	6 Jul



RESULT PROGRESSION



100 Metres Men - Final

RECORDS	RESULT	NAME	COUNTRY	AGE	VENUE	DATE
World Record WR	9.58	Usain BOLT	JAM	23	Berlin (Olympiastadion)	16 Aug 2009
Championships Record CR	9.58	Usain BOLT	JAM	23	Berlin (Olympiastadion)	16 Aug 2009
World Leading WL	9.82	Christian COLEMAN	USA	21	Eugene (Hayward Field), OR	7 Jun 2017
Area Record AR		National Record NR		Personal Best PB		Season Best SB

5 August 2017

RANK	BIB	NAME	COUNTRY	DATE of BIRTH	PHASE	HEAT	LANE	PLACE	RESULT	WIND
1		Justin GATLIN	USA	10 Feb 82	Final	1	8	1	9.92 SB	-0.8
					Semi-Final	1	6	6	10.09 Q	-0.5
					Round 1	5	5	6	10.05 Q	+0.9
2		Christian COLEMAN	USA	6 Mar 96	Final	1	5	2	9.94	-0.8
					Semi-Final	3	4	1	9.97 Q	+0.4
					Round 1	1	9	2	10.01 Q	-0.1
3		Usain BOLT	JAM	21 Aug 86	Final	1	4	3	9.95 SB	-0.8
					Semi-Final	3	6	2	9.98 Q	+0.4
					Round 1	6	7	8	10.07 Q	+0.3
4		Yohan BLAKE	JAM	26 Dec 89	Final	1	7	4	9.99	-0.8
					Semi-Final	2	4	3	10.04 Q	-0.2
					Round 1	2	9	12	10.13 Q	-0.6
5		Akani SIMBINE	RSA	21 Sep 93	Final	1	6	5	10.01	-0.8
					Semi-Final	1	2	5	10.05 Q	-0.5
					Round 1	3	5	15	10.15 q	0.0
6		Jimmy VICAUT	FRA	27 Feb 92	Final	1	3	6	10.08	-0.8
					Semi-Final	3	8	6	10.09 q	+0.4
					Round 1	6	3	15	10.15 Q	+0.3
7		Reece PRESCOD	GBR	29 Feb 96	Final	1	9	7	10.17	-0.8
					Semi-Final	2	9	4	10.05 Q	-0.2
					Round 1	3	2	5	10.03 Q PB	0.0
8		Bingtian SU	CHN	29 Aug 89	Final	1	2	8	10.27	-0.8
					Semi-Final	2	6	8	10.10 q	-0.2
					Round 1	4	4	4	10.03 Q SB	-0.2

ALL-TIME OUTDOOR TOP LIST				SEASON OUTDOOR TOP LIST			
RESULT	NAME	VENUE	DATE	RESULT	NAME	VENUE	2017
9.58	Usain BOLT (JAM)	Berlin (Olympiastadion)	16 Aug 09	9.82	Christian COLEMAN (USA)	Eugene (Hayward Field), OR	7 Jun
9.69	Tyson GAY (USA)	Shanghai	20 Sep 09	9.90	Yohan BLAKE (JAM)	Kingston (NS), JAM	23 Jun
9.69	Yohan BLAKE (JAM)	Lausanne (Pontaise)	23 Aug 12	9.92	Akani SIMBINE (RSA)	Pretoria (Tuks)	18 Mar
9.72	Asafa POWELL (JAM)	Lausanne (Pontaise)	2 Sep 08	9.92	Justin GATLIN (USA)	London	5 Aug
9.74	Justin GATLIN (USA)	Doha (Hamad Bin Suhaim)	15 May 15	9.93	Cameron BURRELL (USA)	Eugene (Hayward Field), OR	7 Jun
9.78	Nesta CARTER (JAM)	Rieti (Guidobaldi)	29 Aug 10	9.93	Christopher BELCHER (USA)	Eugene (Hayward Field), OR	7 Jun
9.79	Maurice GREENE (USA)	Athína	16 Jun 99	9.94	Wayde VAN NIEKERK (RSA)	Velenje	20 Jun
9.80	Steve MULLINGS (JAM)	Eugene (Hayward Field), OR	4 Jun 11	9.95	Thando ROTO (RSA)	Pretoria (Tuks)	18 Mar
9.82	Richard THOMPSON (TTO)	Port of Spain	21 Jun 14	9.95	Usain BOLT (JAM)	London	5 Aug
9.82	Christian COLEMAN (USA)	Eugene (Hayward Field), OR	7 Jun 17	9.97	Jimmy VICAUT (FRA)	Dijon	21 May
				9.97	Isiah YOUNG (USA)	Sacramento (Hornet Stadium), CA	22 Jun
				9.97	Ramil GULIYEV (TUR)	Bursa	6 Jul



SUMMARY



100 Metres Men - Semi-Final

First 2 in each heat (Q) and the next 2 fastest (q) advance to the Final

RECORDS	RESULT	NAME	COUNTRY	AGE	VENUE	DATE
World Record WR	9.58	Usain BOLT	JAM	23	Berlin (Olympiastadion)	16 Aug 2009
Championships Record CR	9.58	Usain BOLT	JAM	23	Berlin (Olympiastadion)	16 Aug 2009
World Leading WL	9.82	Christian COLEMAN	USA	21	Eugene (Hayward Field), OR	7 Jun 2017
Area Record AR		National Record NR		Personal Best PB		Season Best SB

5 August 2017

RANK	PLACE	HEAT	LANE	BIB	NAME	COUNTRY	DATE of BIRTH	RESULT	WIND
1	1	3	4		Christian COLEMAN	USA	6 Mar 96	9.97	Q +0.4
2	2	3	6		Usain BOLT	JAM	21 Aug 86	9.98	Q +0.4
3	1	2	4		Yohan BLAKE	JAM	26 Dec 89	10.04	Q -0.2
4	2	2	9		Reece PRESCOD	GBR	29 Feb 96	10.05 (.045)	Q -0.2
5	1	1	2		Akani SIMBINE	RSA	21 Sep 93	10.05 (.048)	Q -0.5
6	2	1	6		Justin GATLIN	USA	10 Feb 82	10.09 (.086)	Q -0.5
6	3	3	8		Jimmy VICAUT	FRA	27 Feb 92	10.09 (.086)	q +0.4
8	3	2	6		Bingtian SU	CHN	29 Aug 89	10.10	q -0.2
9	4	3	7		Chijindu UJAH	GBR	5 Mar 94	10.12 (.113)	+0.4
10	3	1	7		Ben Youssef MEITÉ	CIV	11 Nov 86	10.12 (.115)	-0.5
11	4	1	5		Julian FORTE	JAM	7 Jan 93	10.13	-0.5
12	4	2	7		Jak Ali HARVEY	TUR	4 May 89	10.16	-0.2
13	5	2	8		Christopher BELCHER	USA	29 Jan 94	10.20 (.192)	-0.2
14	6	2	2		Emmanuel MATADI	LBR	15 Apr 91	10.20 (.194)	-0.2
15	5	1	4		James DASAOLU	GBR	5 Sep 87	10.22	-0.5
16	6	1	3		Aska CAMBRIDGE	JPN	31 May 93	10.25	-0.5
17	5	3	2		Shuhei TADA	JPN	24 Jun 96	10.26	+0.4
18	6	3	3		Emre Zafer BARNES	TUR	7 Nov 88	10.27	+0.4
19	7	2	5		Abdul Hakim SANI BROWN	JPN	6 Mar 99	10.28 (.271)	-0.2
20	7	1	9		Zhenye XIE	CHN	17 Aug 93	10.28 (.274)	-0.5
21	8	2	3		Alex WILSON	SUI	19 Sep 90	10.30	-0.2
22	7	3	5		Andrew FISHER	BRN	15 Dec 91	10.36	+0.4
23	8	1	8		Kukeyoung KIM	KOR	19 Apr 91	10.40	-0.5
24	8	3	9		Cejhae GREENE	ANT	6 Oct 95	10.64	+0.4

ALL-TIME OUTDOOR TOP LIST				SEASON OUTDOOR TOP LIST			
RESULT	NAME	VENUE	DATE	RESULT	NAME	VENUE	2017
9.58	Usain BOLT (JAM)	Berlin (Olympiastadion)	16 Aug 09	9.82	Christian COLEMAN (USA)	Eugene (Hayward Field), OR	7 Jun
9.69	Tyson GAY (USA)	Shanghai	20 Sep 09	9.90	Yohan BLAKE (JAM)	Kingston (NS), JAM	23 Jun
9.69	Yohan BLAKE (JAM)	Lausanne (Pontaise)	23 Aug 12	9.92	Akani SIMBINE (RSA)	Pretoria (Tuks)	18 Mar
9.72	Asafa POWELL (JAM)	Lausanne (Pontaise)	2 Sep 08	9.93	Cameron BURRELL (USA)	Eugene (Hayward Field), OR	7 Jun
9.74	Justin GATLIN (USA)	Doha (Hamad Bin Suhaim)	15 May 15	9.93	Christopher BELCHER (USA)	Eugene (Hayward Field), OR	7 Jun
9.78	Nesta CARTER (JAM)	Rieti (Guidobaldi)	29 Aug 10	9.94	Wayde VAN NIEKERK (RSA)	Velenje	20 Jun
9.79	Maurice GREENE (USA)	Athina	16 Jun 99	9.95	Thando ROTO (RSA)	Pretoria (Tuks)	18 Mar
9.80	Steve MULLINGS (JAM)	Eugene (Hayward Field), OR	4 Jun 11	9.95	Justin GATLIN (USA)	Sacramento (Hornet Stadium), CA	23 Jun
9.82	Richard THOMPSON (TTO)	Port of Spain	21 Jun 14	9.95	Usain BOLT (JAM)	Monaco (Stade Louis II)	21 Jul
9.82	Christian COLEMAN (USA)	Eugene (Hayward Field), OR	7 Jun 17	9.97	Jimmy VICAUT (FRA)	Dijon	21 May
				9.97	Isiah YOUNG (USA)	Sacramento (Hornet Stadium), CA	22 Jun
				9.97	Ramil GULIYEV (TUR)	Bursa	6 Jul



RESULTS



100 Metres Men - Semi-Final

First 2 in each heat (Q) and the next 2 fastest (q) advance to the Final

RECORDS	RESULT	NAME	COUNTRY	AGE	VENUE	DATE
World Record WR	9.58	Usain BOLT	JAM	23	Berlin (Olympiastadion)	16 Aug 2009
Championships Record CR	9.58	Usain BOLT	JAM	23	Berlin (Olympiastadion)	16 Aug 2009
World Leading WL	9.82	Christian COLEMAN	USA	21	Eugene (Hayward Field), OR	7 Jun 2017
Area Record AR		National Record NR		Personal Best PB		Season Best SB

Heat 1 **3** **5 August 2017** 19:05 START TIME **19° C** TEMPERATURE **49 %** HUMIDITY **-0.5 m/s** WIND

PLACE	NAME	COUNTRY	DATE OF BIRTH	LANE	RESULT	REACTION	Fn
1	Akani SIMBINE	RSA	21 Sep 93	2	10.05 [.048] Q	0.138	
2	Justin GATLIN	USA	10 Feb 82	6	10.09 [.086] Q	0.152	
3	Ben Youssef MEITÉ	CIV	11 Nov 86	7	10.12 [.115]	0.166	
4	Julian FORTE	JAM	7 Jan 93	5	10.13	0.144	
5	James DASAOLU	GBR	5 Sep 87	4	10.22	0.145	
6	Aska CAMBRIDGE	JPN	31 May 93	3	10.25	0.159	
7	Zhenye XIE	CHN	17 Aug 93	9	10.28 [.274]	0.162	
8	Kukyoung KIM	KOR	19 Apr 91	8	10.40	0.115	

Heat 2 **3** **5 August 2017** 19:12 START TIME **19° C** TEMPERATURE **49 %** HUMIDITY **-0.2 m/s** WIND

PLACE	NAME	COUNTRY	DATE OF BIRTH	LANE	RESULT	REACTION	Fn
1	Yohan BLAKE	JAM	26 Dec 89	4	10.04 Q	0.139	
2	Reece PRESCOD	GBR	29 Feb 96	9	10.05 [.045] Q	0.134	
3	Bingtian SU	CHN	29 Aug 89	6	10.10 q	0.160	
4	Jak Ali HARVEY	TUR	4 May 89	7	10.16	0.142	
5	Christopher BELCHER	USA	29 Jan 94	8	10.20 [.192]	0.183	
6	Emmanuel MATADI	LBR	15 Apr 91	2	10.20 [.194]	0.173	
7	Abdul Hakim SANI BROWN	JPN	6 Mar 99	5	10.28 [.271]	0.175	
8	Alex WILSON	SUI	19 Sep 90	3	10.30	0.142	

Heat 3 **3** **5 August 2017** 19:20 START TIME **19° C** TEMPERATURE **49 %** HUMIDITY **+0.4 m/s** WIND

PLACE	NAME	COUNTRY	DATE OF BIRTH	LANE	RESULT	REACTION	Fn
1	Christian COLEMAN	USA	6 Mar 96	4	9.97 Q	0.141	
2	Usain BOLT	JAM	21 Aug 86	6	9.98 Q	0.166	
3	Jimmy VICAUT	FRA	27 Feb 92	8	10.09 [.086] q	0.136	
4	Chijindu UJAH	GBR	5 Mar 94	7	10.12 [.113]	0.156	
5	Shuhei TADA	JPN	24 Jun 96	2	10.26	0.161	
6	Emre Zafer BARNES	TUR	7 Nov 88	3	10.27	0.146	
7	Andrew FISHER	BRN	15 Dec 91	5	10.36	0.155	
8	Cejhae GREENE	ANT	6 Oct 95	9	10.64	0.151	

RESULTS
100 Metres Men - Semi-Final

ALL-TIME OUTDOOR TOP LIST				SEASON OUTDOOR TOP LIST			
RESULT	NAME	VENUE	DATE	RESULT	NAME	VENUE	2017
9.58	Usain BOLT (JAM)	Berlin (Olympiastadion)	16 Aug 09	9.82	Christian COLEMAN (USA)	Eugene (Hayward Field), OR	7 Jun
9.69	Tyson GAY (USA)	Shanghai	20 Sep 09	9.90	Yohan BLAKE (JAM)	Kingston (NS), JAM	23 Jun
9.69	Yohan BLAKE (JAM)	Lausanne (Pontaise)	23 Aug 12	9.92	Akani SIMBINE (RSA)	Pretoria (Tuks)	18 Mar
9.72	Asafa POWELL (JAM)	Lausanne (Pontaise)	2 Sep 08	9.93	Cameron BURRELL (USA)	Eugene (Hayward Field), OR	7 Jun
9.74	Justin GATLIN (USA)	Doha (Hamad Bin Suhaim)	15 May 15	9.93	Christopher BELCHER (USA)	Eugene (Hayward Field), OR	7 Jun
9.78	Nesta CARTER (JAM)	Rieti (Guidobaldi)	29 Aug 10	9.94	Wayde VAN NIEKERK (RSA)	Velenje	20 Jun
9.79	Maurice GREENE (USA)	Athina	16 Jun 99	9.95	Thando ROTO (RSA)	Pretoria (Tuks)	18 Mar
9.80	Steve MULLINGS (JAM)	Eugene (Hayward Field), OR	4 Jun 11	9.95	Justin GATLIN (USA)	Sacramento (Hornet Stadium), CA	23 Jun
9.82	Richard THOMPSON (TTO)	Port of Spain	21 Jun 14	9.95	Usain BOLT (JAM)	Monaco (Stade Louis II)	21 Jul
9.82	Christian COLEMAN (USA)	Eugene (Hayward Field), OR	7 Jun 17	9.97	Jimmy VICAUT (FRA)	Dijon	21 May
				9.97	Isiah YOUNG (USA)	Sacramento (Hornet Stadium), CA	22 Jun
				9.97	Ramil GULIYEV (TUR)	Bursa	6 Jul

SUMMARY



100 Metres Men - Round 1

First 3 in each heat (Q) and the next 6 fastest (q) advance to the Semi-Finals

RECORDS	RESULT	NAME	COUNTRY	AGE	VENUE	DATE
World Record WR	9.58	Usain BOLT	JAM	23	Berlin (Olympiastadion)	16 Aug 2009
Championships Record CR	9.58	Usain BOLT	JAM	23	Berlin (Olympiastadion)	16 Aug 2009
World Leading WL	9.82	Christian COLEMAN	USA	21	Eugene (Hayward Field), OR	7 Jun 2017
Area Record AR		National Record NR		Personal Best PB		Season Best SB

4 August 2017

RANK	PLACE	HEAT	LANE	BIB	NAME	COUNTRY	DATE of BIRTH	RESULT		WIND
1	1	3	4		Julian FORTE	JAM	7 Jan 93	9.99	Q PB	0.0
2	1	1	9		Christian COLEMAN	USA	6 Mar 96	10.01	Q	-0.1
3	2	3	6		Ben Youssef MEITÉ	CIV	11 Nov 86	10.02	Q	0.0
4	1	4	4		Bingtian SU	CHN	29 Aug 89	10.03 (.026)	Q SB	-0.2
5	3	3	2		Reece PRESCOD	GBR	29 Feb 96	10.03 (.027)	Q PB	0.0
6	1	2	3		Abdul Hakim SANI BROWN	JPN	6 Mar 99	10.05 (.048)	Q PB	-0.6
6	1	5	5		Justin GATLIN	USA	10 Feb 82	10.05 (.048)	Q	+0.9
8	1	6	7		Usain BOLT	JAM	21 Aug 86	10.07 (.067)	Q	+0.3
9	2	4	2		Chijindu UJAH	GBR	5 Mar 94	10.07 (.068)	Q	-0.2
10	2	1	5		Jak Ali HARVEY	TUR	4 May 89	10.13 (.121)	Q	-0.1
10	2	6	4		James DASAOLU	GBR	5 Sep 87	10.13 (.121)	Q	+0.3
12	2	2	9		Yohan BLAKE	JAM	26 Dec 89	10.13 (.126)	Q	-0.6
12	3	4	9		Christopher BELCHER	USA	29 Jan 94	10.13 (.126)	Q	-0.2
14	3	2	6		Zhenye XIE	CHN	17 Aug 93	10.13 (.127)	Q	-0.6
15	3	6	3		Jimmy VICAUT	FRA	27 Feb 92	10.15 (.141)	Q	+0.3
15	4	3	5		Akani SIMBINE	RSA	21 Sep 93	10.15 (.141)	q	0.0
17	2	5	7		Andrew FISHER	BRN	15 Dec 91	10.19 (.185)	Q	+0.9
17	4	6	6		Shuhei TADA	JPN	24 Jun 96	10.19 (.185)	q	+0.3
19	3	1	4		Cejhae GREENE	ANT	6 Oct 95	10.21 (.201)	Q	-0.1
20	4	4	3		Aska CAMBRIDGE	JPN	31 May 93	10.21 (.203)	q	-0.2
21	4	2	7		Emre Zafer BARNES	TUR	7 Nov 88	10.22	q	-0.6
22	4	1	3		Emmanuel MATADI	LBR	15 Apr 91	10.24 (.234)	q	-0.1
23	5	3	3		Alex WILSON	SUI	19 Sep 90	10.24 (.237)	q	0.0
24	3	5	3		Kukyoung KIM	KOR	19 Apr 91	10.24 (.240)	Q	+0.9
24	5	1	6		Ramon GITTENS	BAR	20 Jul 87	10.24 (.240)		-0.1
26	6	1	7		Julian REUS	GER	29 Apr 88	10.25 (.241)		-0.1
27	5	2	8		Emmanuel CALLENDER	TTO	10 May 84	10.25 (.242)		-0.6
28	6	2	5		Ján VOLKO	SVK	2 Nov 96	10.25 (.247)		-0.6
29	4	5	2		Keston BLEDMAN	TTO	8 Mar 88	10.26		+0.9
30	5	5	6		Gavin SMELLIE	CAN	26 Jun 86	10.29		+0.9
31	7	1	2		Senoj-Jay GIVANS	JAM	30 Dec 93	10.30		-0.1
32	6	5	8		Abdullah Abkar MOHAMMED	KSA	1 Jan 97	10.31 (.303)		+0.9
33	5	4	5		Joseph MILLAR	NZL	24 Sep 92	10.31 (.306)		-0.2
34	5	6	9		Hassan TAFTIAN	IRI	4 May 93	10.34		+0.3
35	6	6	2		Brendon RODNEY	CAN	9 Apr 92	10.36		+0.3
36	6	4	8		Mark Otieno ODHIAMBO	KEN	11 May 93	10.37		-0.2
37	7	2	4		David LIMA	POR	6 Sep 90	10.41		-0.6
38	7	6	8		Warren FRASER	BAH	8 Jul 91	10.42 (.414)		+0.3
39	6	3	7		Mario BURKE	BAR	18 Mar 97	10.42 (.419)		0.0

SUMMARY
100 Metres Men - Round 1

4 August 2017

RANK	PLACE	HEAT	LANE	BIB	NAME	COUNTRY	DATE of BIRTH	RESULT	WIND
40	7	3	8		Hassan SAAID	MDV	4 Mar 92	10.45	0.0
41	8	6	5		Diego PALOMEQUE	COL	5 Dec 93	10.51	+0.3
42	7	4	6		Jeremy DODSON	SAM	30 Aug 87	10.52	-0.2
43	8	2	2		Ambdoul Karim RIFFAYN	COM	2 Jun 92	10.72	-0.6
44	8	1	8		Jean Tarcicius BATAMBOK	CMR	1 Oct 87	10.75	-0.1
			4	7	Mosito LEHATA	LES	8 Apr 89	DQ	162.7 -0.2
			5	9	Thando ROTO	RSA	26 Sep 95	DQ	162.7 +0.9
			3	9	Andre DE GRASSE	CAN	10 Nov 94	DNS	0.0
			5	4	Chavaughn WALSH	ANT	29 Dec 87	DNS	+0.9

NOTE IAAF Rule 162.7 - False Start

ALL-TIME OUTDOOR TOP LIST

RESULT	NAME	VENUE	DATE
9.58	Usain BOLT (JAM)	Berlin (Olympiastadion)	16 Aug 09
9.69	Tyson GAY (USA)	Shanghai	20 Sep 09
9.69	Yohan BLAKE (JAM)	Lausanne (Pontaise)	23 Aug 12
9.72	Asafa POWELL (JAM)	Lausanne (Pontaise)	2 Sep 08
9.74	Justin GATLIN (USA)	Doha (Hamad Bin Suhaim)	15 May 15
9.78	Nesta CARTER (JAM)	Rieti (Guidobaldi)	29 Aug 10
9.79	Maurice GREENE (USA)	Athina	16 Jun 99
9.80	Steve MULLINGS (JAM)	Eugene (Hayward Field), OR	4 Jun 11
9.82	Richard THOMPSON (TTO)	Port of Spain	21 Jun 14
9.82	Christian COLEMAN (USA)	Eugene (Hayward Field), OR	7 Jun 17

SEASON OUTDOOR TOP LIST

RESULT	NAME	VENUE	2017
9.82	Christian COLEMAN (USA)	Eugene (Hayward Field), OR	7 Jun
9.90	Yohan BLAKE (JAM)	Kingston (NS), JAM	23 Jun
9.92	Akani SIMBINE (RSA)	Pretoria (Tuks)	18 Mar
9.93	Cameron BURRELL (USA)	Eugene (Hayward Field), OR	7 Jun
9.93	Christopher BELCHER (USA)	Eugene (Hayward Field), OR	7 Jun
9.94	Wayde VAN NIEKERK (RSA)	Velenje	20 Jun
9.95	Thando ROTO (RSA)	Pretoria (Tuks)	18 Mar
9.95	Justin GATLIN (USA)	Sacramento (Hornet Stadium), CA	23 Jun
9.95	Usain BOLT (JAM)	Monaco (Stade Louis II)	21 Jul
9.97	Jimmy VICAUT (FRA)	Dijon	21 May
9.97	Isiah YOUNG (USA)	Sacramento (Hornet Stadium), CA	22 Jun
9.97	Ramil GULIYEV (TUR)	Bursa	6 Jul

RESULTS



100 Metres Men - Round 1

First 3 in each heat (Q) and the next 6 fastest (q) advance to the Semi-Finals

RECORDS	RESULT	NAME	COUNTRY	AGE	VENUE	DATE
World Record WR	9.58	Usain BOLT	JAM	23	Berlin (Olympiastadion)	16 Aug 2009
Championships Record CR	9.58	Usain BOLT	JAM	23	Berlin (Olympiastadion)	16 Aug 2009
World Leading WL	9.82	Christian COLEMAN	USA	21	Eugene (Hayward Field), OR	7 Jun 2017
Area Record AR		National Record NR		Personal Best PB		Season Best SB

Heat 1 **6** **4 August 2017** 20:20 START TIME **20° C** TEMPERATURE **64 %** HUMIDITY **-0.1 m/s** WIND

PLACE	NAME	COUNTRY	DATE OF BIRTH	LANE	RESULT	REACTION	Fn
1	Christian COLEMAN	USA	6 Mar 96	9	10.01	Q	0.196
2	Jak Ali HARVEY	TUR	4 May 89	5	10.13 [.121]	Q	0.157
3	Cejhae GREENE	ANT	6 Oct 95	4	10.21 [.201]	Q	0.144
4	Emmanuel MATADI	LBR	15 Apr 91	3	10.24 [.234]	q	0.168
5	Ramon GITTENS	BAR	20 Jul 87	6	10.24 [.240]		0.155
6	Julian REUS	GER	29 Apr 88	7	10.25 [.241]		0.135
7	Senoj-Jay GIVANS	JAM	30 Dec 93	2	10.30		0.200
8	Jean Tarcicius BATAMBOK	CMR	1 Oct 87	8	10.75		0.185

Heat 2 **6** **4 August 2017** 20:27 START TIME **20° C** TEMPERATURE **64 %** HUMIDITY **-0.6 m/s** WIND

PLACE	NAME	COUNTRY	DATE OF BIRTH	LANE	RESULT	REACTION	Fn
1	Abdul Hakim SANI BROWN	JPN	6 Mar 99	3	10.05 [.048]	Q PB	0.167
2	Yohan BLAKE	JAM	26 Dec 89	9	10.13 [.126]	Q	0.148
3	Zhenye XIE	CHN	17 Aug 93	6	10.13 [.127]	Q	0.161
4	Emre Zafer BARNES	TUR	7 Nov 88	7	10.22	q	0.133
5	Emmanuel CALLENDER	TTO	10 May 84	8	10.25 [.242]		0.133
6	Ján VOLKO	SVK	2 Nov 96	5	10.25 [.247]		0.156
7	David LIMA	POR	6 Sep 90	4	10.41		0.149
8	Ambdoul Karim RIFFAYN	COM	2 Jun 92	2	10.72		0.144

Heat 3 **6** **4 August 2017** 20:35 START TIME **20° C** TEMPERATURE **64 %** HUMIDITY **0.0 m/s** WIND

PLACE	NAME	COUNTRY	DATE OF BIRTH	LANE	RESULT	REACTION	Fn
1	Julian FORTE	JAM	7 Jan 93	4	9.99	Q PB	0.137
2	Ben Youssef MEITÉ	CIV	11 Nov 86	6	10.02	Q	0.158
3	Reece PRESCOD	GBR	29 Feb 96	2	10.03 [.027]	Q PB	0.138
4	Akani SIMBINE	RSA	21 Sep 93	5	10.15 [.141]	q	0.151
5	Alex WILSON	SUI	19 Sep 90	3	10.24 [.237]	q	0.120
6	Mario BURKE	BAR	18 Mar 97	7	10.42 [.419]		0.114
7	Hassan SAAID	MDV	4 Mar 92	8	10.45		0.121
	Andre DE GRASSE	CAN	10 Nov 94	9	DNS		

RESULTS
100 Metres Men - Round 1

Heat 4 **6**

4 August 2017 20:43 START TIME

20° C TEMPERATURE 64 % HUMIDITY

-0.2 m/s WIND

PLACE	NAME	COUNTRY	DATE OF BIRTH	LANE	RESULT	REACTION	Fn
1	Bingtian SU	CHN	29 Aug 89	4	10.03 [.026] Q SB	0.166	
2	Chijindu UJAH	GBR	5 Mar 94	2	10.07 [.068] Q	0.145	
3	Christopher BELCHER	USA	29 Jan 94	9	10.13 [.126] Q	0.160	
4	Aska CAMBRIDGE	JPN	31 May 93	3	10.21 [.203] q	0.145	
5	Joseph MILLAR	NZL	24 Sep 92	5	10.31 [.306]	0.144	
6	Mark Otieno ODHIAMBO	KEN	11 May 93	8	10.37	0.168	
7	Jeremy DODSON	SAM	30 Aug 87	6	10.52	0.125	
	Mosito LEHATA	LES	8 Apr 89	7	DQ 162.7	-0.051	F1

NOTE IAAF Rule 162.7 - False Start

Heat 5 **6**

4 August 2017 20:51 START TIME

20° C TEMPERATURE 64 % HUMIDITY

+0.9 m/s WIND

PLACE	NAME	COUNTRY	DATE OF BIRTH	LANE	RESULT	REACTION	Fn
1	Justin GATLIN	USA	10 Feb 82	5	10.05 [.048] Q	0.149	
2	Andrew FISHER	BRN	15 Dec 91	7	10.19 [.185] Q	0.170	
3	Kukyoung KIM	KOR	19 Apr 91	3	10.24 [.240] Q	0.107	
4	Keston BLEDMAN	TTO	8 Mar 88	2	10.26	0.163	
5	Gavin SMELLIE	CAN	26 Jun 86	6	10.29	0.137	
6	Abdullah Abkar MOHAMMED	KSA	1 Jan 97	8	10.31 [.303]	0.196	
	Thando ROTO	RSA	26 Sep 95	9	DQ 162.7	0.053	F1
	Chavaughn WALSH	ANT	29 Dec 87	4	DNS		

NOTE IAAF Rule 162.7 - False Start

Heat 6 **6**

4 August 2017 21:01 START TIME

20° C TEMPERATURE 64 % HUMIDITY

+0.3 m/s WIND

PLACE	NAME	COUNTRY	DATE OF BIRTH	LANE	RESULT	REACTION	Fn
1	Usain BOLT	JAM	21 Aug 86	7	10.07 [.067] Q	0.166	
2	James DASAOLU	GBR	5 Sep 87	4	10.13 [.121] Q	0.122	
3	Jimmy VICAUT	FRA	27 Feb 92	3	10.15 [.141] Q	0.154	
4	Shuhei TADA	JPN	24 Jun 96	6	10.19 [.185] q	0.175	
5	Hassan TAFTIAN	IRI	4 May 93	9	10.34	0.177	
6	Brendon RODNEY	CAN	9 Apr 92	2	10.36	0.166	
7	Warren FRASER	BAH	8 Jul 91	8	10.42 [.414]	0.166	
8	Diego PALOMEQUE	COL	5 Dec 93	5	10.51	0.149	

ALL-TIME OUTDOOR TOP LIST

RESULT	NAME	VENUE	DATE
9.58	Usain BOLT (JAM)	Berlin (Olympiastadion)	16 Aug 09
9.69	Tyson GAY (USA)	Shanghai	20 Sep 09
9.69	Yohan BLAKE (JAM)	Lausanne (Pontaise)	23 Aug 12
9.72	Asafa POWELL (JAM)	Lausanne (Pontaise)	2 Sep 08
9.74	Justin GATLIN (USA)	Doha (Hamad Bin Suhaim)	15 May 15
9.78	Nesta CARTER (JAM)	Rieti (Guidobaldi)	29 Aug 10
9.79	Maurice GREENE (USA)	Athina	16 Jun 99
9.80	Steve MULLINGS (JAM)	Eugene (Hayward Field), OR	4 Jun 11
9.82	Richard THOMPSON (TTO)	Port of Spain	21 Jun 14
9.82	Christian COLEMAN (USA)	Eugene (Hayward Field), OR	7 Jun 17

SEASON OUTDOOR TOP LIST

RESULT	NAME	VENUE	2017
9.82	Christian COLEMAN (USA)	Eugene (Hayward Field), OR	7 Jun
9.90	Yohan BLAKE (JAM)	Kingston (NS), JAM	23 Jun
9.92	Akani SIMBINE (RSA)	Pretoria (Tuks)	18 Mar
9.93	Cameron BURRELL (USA)	Eugene (Hayward Field), OR	7 Jun
9.93	Christopher BELCHER (USA)	Eugene (Hayward Field), OR	7 Jun
9.94	Wayde VAN NIEKERK (RSA)	Velenje	20 Jun
9.95	Thando ROTO (RSA)	Pretoria (Tuks)	18 Mar
9.95	Justin GATLIN (USA)	Sacramento (Hornet Stadium), CA	23 Jun
9.95	Usain BOLT (JAM)	Monaco (Stade Louis II)	21 Jul
9.97	Jimmy VICAUT (FRA)	Dijon	21 May
9.97	Isiah YOUNG (USA)	Sacramento (Hornet Stadium), CA	22 Jun
9.97	Ramil GULIYEV (TUR)	Bursa	6 Jul



SUMMARY



100 Metres Men - Preliminary Round

First 3 in each heat (Q) and the next 2 fastest (q) advance to the 1st Round

RESULT CORRECTED FOR ATHLETE BURKE (BUR)

RECORDS	RESULT	NAME	COUNTRY	AGE	VENUE	DATE
World Record WR	9.58	Usain BOLT	JAM	23	Berlin (Olympiastadion)	16 Aug 2009
Championships Record CR	9.58	Usain BOLT	JAM	23	Berlin (Olympiastadion)	16 Aug 2009
World Leading WL	9.82	Christian COLEMAN	USA	21	Eugene (Hayward Field), OR	7 Jun 2017
Area Record AR		National Record NR		Personal Best PB		Season Best SB

4 August 2017

RANK	PLACE	HEAT	LANE	BIB	NAME	COUNTRY	DATE of BIRTH	RESULT		WIND
1	1	3	3		Ján VOLKO	SVK	2 Nov 96	10.15	Q NR	+0.9
2	1	2	4		Emre Zafer BARNES	TUR	7 Nov 88	10.22 (.217)	Q	+1.1
3	2	3	6		Mario BURKE	BAR	18 Mar 97	10.22 (.220)	Q	+0.9
4	3	3	8		Abdullah Abkar MOHAMMED	KSA	1 Jan 97	10.23	Q SB	+0.9
5	1	4	3		Ramon GITTENS	BAR	20 Jul 87	10.25	Q	+0.7
6	1	1	6		Emmanuel MATADI	LBR	15 Apr 91	10.27	Q	+1.4
7	2	4	5		Joseph MILLAR	NZL	24 Sep 92	10.29	Q	+0.7
8	3	4	6		Warren FRASER	BAH	8 Jul 91	10.30	Q	+0.7
9	2	1	3		Brendon RODNEY	CAN	9 Apr 92	10.37	Q	+1.4
10	3	1	7		Mark Otieno ODHIAMBO	KEN	11 May 93	10.40	Q	+1.4
11	2	2	6		Chavaughn WALSH	ANT	29 Dec 87	10.44	Q	+1.1
12	3	2	2		Hassan SAAID	MDV	4 Mar 92	10.45	Q	+1.1
13	4	4	8		Ambdoul Karim RIFFAYN	COM	2 Jun 92	10.59	q	+0.7
14	5	4	7		Jean Tarcicius BATAMBOK	CMR	1 Oct 87	10.71	q PB	+0.7
15	4	3	2		Rolando PALACIOS	HON	3 May 87	10.73		+0.9
16	5	3	7		Hanh BUI BA	VIE	14 Oct 95	10.76	SB	+0.9
17	4	1	4		Phearath NGET	CAM	27 Mar 93	10.99	SB	+1.4
18	4	2	7		Dyland SICOBO	SEY	27 Feb 97	11.01		+1.1
19	5	1	8		Masbah AHMMED	BAN	11 Mar 95	11.08		+1.4
20	6	3	4		Said GILANI	AFG	5 Feb 96	11.13	PB	+0.9
21	6	4	2		Scott James FITI	FSM	17 Jul 95	11.23	PB	+0.7
22	7	3	5		Paul MA'UNIKENI	SOL	14 Apr 00	11.31	PB	+0.9
23	6	1	2		Mohamed Lamine DANSOKO	GUI	15 Mar 98	11.41	SB	+1.4
24	7	4	4		Gwynn UEHARA	PLW	12 Sep 97	11.47	SB	+0.7
25	7	1	5		Dysard DAGEAGO	NRU	24 Oct 94	11.60		+1.4
26	5	2	8		Jeki LANKI	MHL	14 Mar 95	11.91 (.908)	PB	+1.1
27	6	2	3		Mobera TONANA	KIR	6 Feb 98	11.91 (.909)	SB	+1.1
28	7	2	5		Ielu TAMOA	TUV	17 Aug 93	12.12	PB	+1.1

ALL-TIME OUTDOOR TOP LIST				SEASON OUTDOOR TOP LIST			
RESULT	NAME	VENUE	DATE	RESULT	NAME	VENUE	2017
9.58	Usain BOLT (JAM)	Berlin (Olympiastadion)	16 Aug 09	9.82	Christian COLEMAN (USA)	Eugene (Hayward Field), OR	7 Jun
9.69	Tyson GAY (USA)	Shanghai	20 Sep 09	9.90	Yohan BLAKE (JAM)	Kingston (NS), JAM	23 Jun
9.69	Yohan BLAKE (JAM)	Lausanne (Pontaise)	23 Aug 12	9.92	Akani SIMBINE (RSA)	Pretoria (Tuks)	18 Mar
9.72	Asafa POWELL (JAM)	Lausanne (Pontaise)	2 Sep 08	9.93	Cameron BURRELL (USA)	Eugene (Hayward Field), OR	7 Jun
9.74	Justin GATLIN (USA)	Doha (Hamad Bin Suhaim)	15 May 15	9.93	Christopher BELCHER (USA)	Eugene (Hayward Field), OR	7 Jun
9.78	Nesta CARTER (JAM)	Rieti (Guidobaldi)	29 Aug 10	9.94	Wayde VAN NIEKERK (RSA)	Velenje	20 Jun
9.79	Maurice GREENE (USA)	Athína	16 Jun 99	9.95	Thando ROTO (RSA)	Pretoria (Tuks)	18 Mar
9.80	Steve MULLINGS (JAM)	Eugene (Hayward Field), OR	4 Jun 11	9.95	Justin GATLIN (USA)	Sacramento (Hornet Stadium), CA	23 Jun
9.82	Richard THOMPSON (TTO)	Port of Spain	21 Jun 14	9.95	Usain BOLT (JAM)	Monaco (Stade Louis II)	21 Jul
9.82	Christian COLEMAN (USA)	Eugene (Hayward Field), OR	7 Jun 17	9.97	Jimmy VICAUT (FRA)	Dijon	21 May
				9.97	Isiah YOUNG (USA)	Sacramento (Hornet Stadium), CA	22 Jun
				9.97	Ramil GULIYEV (TUR)	Bursa	6 Jul

RESULTS



100 Metres Men - Preliminary Round

First 3 in each heat (Q) and the next 2 fastest (q) advance to the 1st Round

RESULT CORRECTED FOR ATHLETE BURKE (BUR)

RECORDS	RESULT	NAME	COUNTRY	AGE	VENUE	DATE
World Record WR	9.58	Usain BOLT	JAM	23	Berlin (Olympiastadion)	16 Aug 2009
Championships Record CR	9.58	Usain BOLT	JAM	23	Berlin (Olympiastadion)	16 Aug 2009
World Leading WL	9.82	Christian COLEMAN	USA	21	Eugene (Hayward Field), OR	7 Jun 2017
Area Record AR		National Record NR		Personal Best PB		Season Best SB

Heat 1

4

4 August 2017 19:05 START TIME

21° C TEMPERATURE 60 % HUMIDITY

+1.4 m/s WIND

PLACE	NAME	COUNTRY	DATE OF BIRTH	LANE	RESULT	REACTION	Fn
1	Emmanuel MATADI	LBR	15 Apr 91	6	10.27	Q	0.196
2	Brendon RODNEY	CAN	9 Apr 92	3	10.37	Q	0.170
3	Mark Otieno ODHIAMBO	KEN	11 May 93	7	10.40	Q	0.184
4	Phearath NGET	CAM	27 Mar 93	4	10.99	SB	0.169
5	Masbah AHMMED	BAN	11 Mar 95	8	11.08		0.186
6	Mohamed Lamine DANSOKO	GUI	15 Mar 98	2	11.41	SB	0.162
7	Dysard DAGEAGO	NRU	24 Oct 94	5	11.60		0.172

Heat 2

4

4 August 2017 19:10 START TIME

21° C TEMPERATURE 60 % HUMIDITY

+1.1 m/s WIND

PLACE	NAME	COUNTRY	DATE OF BIRTH	LANE	RESULT	REACTION	Fn
1	Emre Zafer BARNES	TUR	7 Nov 88	4	10.22 (.217)	Q	0.164
2	Chavaughn WALSH	ANT	29 Dec 87	6	10.44	Q	0.171
3	Hassan SAAID	MDV	4 Mar 92	2	10.45	Q	0.194
4	Dyland SICOBO	SEY	27 Feb 97	7	11.01		0.171
5	Jeki LANKI	MHL	14 Mar 95	8	11.91 (.908)	PB	0.216
6	Mobera TONANA	KIR	6 Feb 98	3	11.91 (.909)	SB	0.180
7	Ielu TAMOA	TUV	17 Aug 93	5	12.12	PB	0.186

Heat 3

4

4 August 2017 19:16 START TIME

21° C TEMPERATURE 60 % HUMIDITY

+0.9 m/s WIND

PLACE	NAME	COUNTRY	DATE OF BIRTH	LANE	RESULT	REACTION	Fn
1	Ján VOLKO	SVK	2 Nov 96	3	10.15	Q NR	0.156
2	Mario BURKE	BAR	18 Mar 97	6	10.22 (.220)	Q	0.105
3	Abdullah Abkar MOHAMMED	KSA	1 Jan 97	8	10.23	Q SB	0.169
4	Rolando PALACIOS	HON	3 May 87	2	10.73		0.186
5	Hanh BUI BA	VIE	14 Oct 95	7	10.76	SB	0.184
6	Said GILANI	AFG	5 Feb 96	4	11.13	PB	0.158
7	Paul MA'UNIKENI	SOL	14 Apr 00	5	11.31	PB	0.136

Heat 4

4

4 August 2017 19:23 START TIME

21° C TEMPERATURE 60 % HUMIDITY

+0.7 m/s WIND

PLACE	NAME	COUNTRY	DATE OF BIRTH	LANE	RESULT	REACTION	Fn
1	Ramon GITTENS	BAR	20 Jul 87	3	10.25	Q	0.134
2	Joseph MILLAR	NZL	24 Sep 92	5	10.29	Q	0.141
3	Warren FRASER	BAH	8 Jul 91	6	10.30	Q	0.131
4	Ambdoul Karim RIFFAYN	COM	2 Jun 92	8	10.59	q	0.155
5	Jean Tarcicius BATAMBOK	CMR	1 Oct 87	7	10.71	q PB	0.182
6	Scott James FITI	FSM	17 Jul 95	2	11.23	PB	0.191
7	Gwynn UEHARA	PLW	12 Sep 97	4	11.47	SB	0.170

RESULTS
100 Metres Men - Preliminary Round

ALL-TIME OUTDOOR TOP LIST				SEASON OUTDOOR TOP LIST			
RESULT	NAME	VENUE	DATE	RESULT	NAME	VENUE	2017
9.58	Usain BOLT (JAM)	Berlin (Olympiastadion)	16 Aug 09	9.82	Christian COLEMAN (USA)	Eugene (Hayward Field), OR	7 Jun
9.69	Tyson GAY (USA)	Shanghai	20 Sep 09	9.90	Yohan BLAKE (JAM)	Kingston (NS), JAM	23 Jun
9.69	Yohan BLAKE (JAM)	Lausanne (Pontaise)	23 Aug 12	9.92	Akani SIMBINE (RSA)	Pretoria (Tuks)	18 Mar
9.72	Asafa POWELL (JAM)	Lausanne (Pontaise)	2 Sep 08	9.93	Cameron BURRELL (USA)	Eugene (Hayward Field), OR	7 Jun
9.74	Justin GATLIN (USA)	Doha (Hamad Bin Suhaim)	15 May 15	9.93	Christopher BELCHER (USA)	Eugene (Hayward Field), OR	7 Jun
9.78	Nesta CARTER (JAM)	Rieti (Guidobaldi)	29 Aug 10	9.94	Wayde VAN NIEKERK (RSA)	Velenje	20 Jun
9.79	Maurice GREENE (USA)	Athína	16 Jun 99	9.95	Thando ROTO (RSA)	Pretoria (Tuks)	18 Mar
9.80	Steve MULLINGS (JAM)	Eugene (Hayward Field), OR	4 Jun 11	9.95	Justin GATLIN (USA)	Sacramento (Hornet Stadium), CA	23 Jun
9.82	Richard THOMPSON (TTO)	Port of Spain	21 Jun 14	9.95	Usain BOLT (JAM)	Monaco (Stade Louis II)	21 Jul
9.82	Christian COLEMAN (USA)	Eugene (Hayward Field), OR	7 Jun 17	9.97	Jimmy VICAUT (FRA)	Dijon	21 May
				9.97	Isiah YOUNG (USA)	Sacramento (Hornet Stadium), CA	22 Jun
				9.97	Ramil GULIYEV (TUR)	Bursa	6 Jul

RESULTS



200 Metres Men - Final

RECORDS	RESULT	NAME	COUNTRY	AGE	VENUE	DATE
World Record WR	19.19	Usain BOLT	JAM	23	Berlin (Olympiastadion)	20 Aug 2009
Championships Record CR	19.19	Usain BOLT	JAM	23	Berlin (Olympiastadion)	20 Aug 2009
World Leading WL	19.77	Isaac MAKWALA	BOT	31	Madrid (Moratalaz)	14 Jul 2017
Area Record AR						
National Record NR						
Personal Best PB						
Season Best SB						

10 August 2017 21:52 START TIME

18° C TEMPERATURE 60 % HUMIDITY

-0.1 m/s WIND

PLACE	NAME	COUNTRY	DATE of BIRTH	LANE	RESULT	REACTION	Fn
1	Ramil GULIYEV	TUR	29 May 90	5	20.09	0.165	
2	Wayde VAN NIEKERK	RSA	15 Jul 92	3	20.11 (.106)	0.156	
3	Jereem RICHARDS	TTO	13 Jan 94	7	20.11 (.107)	0.149	
4	Nethaneel MITCHELL-BLAKE	GBR	2 Apr 94	2	20.24	0.147	
5	Ameer WEBB	USA	19 Mar 91	9	20.26	0.148	
6	Isaac MAKWALA	BOT	29 Sep 86	6	20.44	0.170	
7	Abdul Hakim SANI BROWN	JPN	6 Mar 99	8	20.63	0.162	
8	Isiah YOUNG	USA	5 Jan 90	4	20.64	0.148	

ALL-TIME OUTDOOR TOP LIST				SEASON OUTDOOR TOP LIST			
RESULT	NAME	VENUE	DATE	RESULT	NAME	VENUE	2017
19.19	Usain BOLT (JAM)	Berlin (Olympiastadion)	20 Aug 09	19.77	Isaac MAKWALA (BOT)	Madrid (Moratalaz)	14 Jul
19.26	Yohan BLAKE (JAM)	Bruxelles (Boudewijnstadion)	16 Sep 11	19.84	Wayde VAN NIEKERK (RSA)	Kingston (NS), JAM	10 Jun
19.32	Michael JOHNSON (USA)	Atlanta (Olympic Stadium), GA	1 Aug 96	19.85	Christian COLEMAN (USA)	Lexington, KY	27 May
19.53	Walter DIX (USA)	Bruxelles (Boudewijnstadion)	16 Sep 11	19.90	Noah LYLES (USA)	Shanghai (SS)	13 May
19.57	Justin GATLIN (USA)	Eugene (Hayward Field), OR	28 Jun 15	19.95	Akani SIMBINE (RSA)	Pretoria (Tuks)	4 Mar
19.58	Tyson GAY (USA)	New York City (Icahn), NY	30 May 09	19.97	Jereem RICHARDS (TTO)	Lexington, KY	27 May
19.63	Xavier CARTER (USA)	Lausanne (Pontaise)	11 Jul 06	19.97	Yohan BLAKE (JAM)	Kingston (NS), JAM	25 Jun
19.65	Wallace SPEARMON (USA)	Daegu	28 Sep 06	20.01	Christopher BELCHER (USA)	Eugene (Hayward Field), OR	7 Jun
19.68	Frank FREDERICKS (NAM)	Atlanta (Olympic Stadium), GA	1 Aug 96	20.01	Andre DE GRASSE (CAN)	Roma (Stadio Olimpico)	8 Jun
19.72	Pietro MENNEA (ITA)	Ciudad de México	12 Sep 79	20.04	Nethaneel MITCHELL-BLAKE (GBR)	Lexington, KY	27 May



RESULT PROGRESSION



200 Metres Men - Final

RECORDS	RESULT	NAME	COUNTRY	AGE	VENUE	DATE
World Record WR	19.19	Usain BOLT	JAM	23	Berlin (Olympiastadion)	20 Aug 2009
Championships Record CR	19.19	Usain BOLT	JAM	23	Berlin (Olympiastadion)	20 Aug 2009
World Leading WL	19.77	Isaac MAKWALA	BOT	31	Madrid (Moratalaz)	14 Jul 2017
Area Record AR		National Record NR		Personal Best PB		Season Best SB

10 August 2017

RANK	BIB	NAME	COUNTRY	DATE of BIRTH	PHASE	HEAT	LANE	PLACE	RESULT	WIND
1		Ramil GULIYEV	TUR	29 May 90	Final	1	5	1	20.09	-0.1
					Semi-Final	3	4	4	20.17 Q	+0.3
					Round 1	4	5	3	20.16 Q	+0.7
2		Wayde VAN NIEKERK	RSA	15 Jul 92	Final	1	3	2	20.11	-0.1
					Semi-Final	3	6	7	20.28 q	+0.3
					Round 1	3	7	4	20.16 Q	+0.3
3		Jereem RICHARDS	TTO	13 Jan 94	Final	1	7	3	20.11	-0.1
					Semi-Final	2	5	2	20.14 Q	-0.3
					Round 1	2	2	1	20.05 Q	-0.6
4		Nethaneel MITCHELL-BLAKE	GBR	2 Apr 94	Final	1	2	4	20.24	-0.1
					Semi-Final	1	5	5	20.19 q	w +2.1
					Round 1	7	4	2	20.08 Q	+0.7
5		Ameer WEBB	USA	19 Mar 91	Final	1	9	5	20.26	-0.1
					Semi-Final	3	5	6	20.22 Q	+0.3
					Round 1	4	2	8	20.22 Q	+0.7
6		Isaac MAKWALA	BOT	29 Sep 86	Final	1	6	6	20.44	-0.1
					Semi-Final	1	1	3	20.14 Q	w +2.1
					Round 1	8	7	7	20.20 q	+1.4
					Round 1	5	7		DNS	-0.6
7		Abdul Hakim SANI BROWN	JPN	6 Mar 99	Final	1	8	7	20.63	-0.1
					Semi-Final	2	9	10	20.43 Q	-0.3
					Round 1	1	8	19	20.52 Q	-0.5
8		Isiah YOUNG	USA	5 Jan 90	Final	1	4	8	20.64	-0.1
					Semi-Final	1	7	1	20.12 Q	w +2.1
					Round 1	6	8	6	20.19 Q	+0.6

ALL-TIME OUTDOOR TOP LIST				SEASON OUTDOOR TOP LIST			
RESULT	NAME	VENUE	DATE	RESULT	NAME	VENUE	2017
19.19	Usain BOLT (JAM)	Berlin (Olympiastadion)	20 Aug 09	19.77	Isaac MAKWALA (BOT)	Madrid (Moratalaz)	14 Jul
19.26	Yohan BLAKE (JAM)	Bruxelles (Boudewijnstadion)	16 Sep 11	19.84	Wayde VAN NIEKERK (RSA)	Kingston (NS), JAM	10 Jun
19.32	Michael JOHNSON (USA)	Atlanta (Olympic Stadium), GA	1 Aug 96	19.85	Christian COLEMAN (USA)	Lexington, KY	27 May
19.53	Walter DIX (USA)	Bruxelles (Boudewijnstadion)	16 Sep 11	19.90	Noah LYLES (USA)	Shanghai (SS)	13 May
19.57	Justin GATLIN (USA)	Eugene (Hayward Field), OR	28 Jun 15	19.95	Akani SIMBINE (RSA)	Pretoria (Tuks)	4 Mar
19.58	Tyson GAY (USA)	New York City (Icahn), NY	30 May 09	19.97	Jereem RICHARDS (TTO)	Lexington, KY	27 May
19.63	Xavier CARTER (USA)	Lausanne (Pontaise)	11 Jul 06	19.97	Yohan BLAKE (JAM)	Kingston (NS), JAM	25 Jun
19.65	Wallace SPEARMON (USA)	Daegu	28 Sep 06	20.01	Christopher BELCHER (USA)	Eugene (Hayward Field), OR	7 Jun
19.68	Frank FREDERICKS (NAM)	Atlanta (Olympic Stadium), GA	1 Aug 96	20.01	Andre DE GRASSE (CAN)	Roma (Stadio Olimpico)	8 Jun
19.72	Pietro MENNEA (ITA)	Ciudad de México	12 Sep 79	20.04	Nethaneel MITCHELL-BLAKE (GBR)	Lexington, KY	27 May



SUMMARY



200 Metres Men - Semi-Final

First 2 in each heat (Q) and the next 2 fastest (q) advance to the Final

RECORDS	RESULT	NAME	COUNTRY	AGE	VENUE	DATE
World Record WR	19.19	Usain BOLT	JAM	23	Berlin (Olympiastadion)	20 Aug 2009
Championships Record CR	19.19	Usain BOLT	JAM	23	Berlin (Olympiastadion)	20 Aug 2009
World Leading WL	19.77	Isaac MAKWALA	BOT	31	Madrid (Moratalaz)	14 Jul 2017
Area Record AR		National Record NR		Personal Best PB		Season Best SB

9 August 2017

RANK	PLACE	HEAT	LANE	BIB	NAME	COUNTRY	DATE of BIRTH	RESULT		WIND
1	1	1	7		Isiah YOUNG	USA	5 Jan 90	20.12	Q	w +2.1
2	1	2	5		Jereem RICHARDS	TTO	13 Jan 94	20.14 (.138)	Q	-0.3
3	2	1	1		Isaac MAKWALA	BOT	29 Sep 86	20.14 (.139)	Q	w +2.1
4	1	3	4		Ramil GULIYEV	TUR	29 May 90	20.17	Q	+0.3
5	3	1	5		Nethaneel MITCHELL-BLAKE	GBR	2 Apr 94	20.19	q	w +2.1
6	2	3	5		Ameer WEBB	USA	19 Mar 91	20.22	Q	+0.3
7	3	3	6		Wayde VAN NIEKERK	RSA	15 Jul 92	20.28	q	+0.3
8	4	3	8		Christophe LEMAITRE	FRA	11 Jun 90	20.30		+0.3
9	5	3	7		Daniel TALBOT	GBR	1 May 91	20.38		+0.3
10	2	2	9		Abdul Hakim SANI BROWN	JPN	6 Mar 99	20.43	Q	-0.3
11	3	2	7		Yohan BLAKE	JAM	26 Dec 89	20.52		-0.3
12	4	2	6		Sydney SIAME	ZAM	7 Oct 97	20.54		-0.3
13	4	1	2		David LIMA	POR	6 Sep 90	20.56		w +2.1
14	5	2	4		Kyree KING	USA	9 Jul 94	20.59		-0.3
15	6	2	8		Ján VOLKO	SVK	2 Nov 96	20.61		-0.3
16	5	1	8		Shota IIZUKA	JPN	25 Jun 91	20.62 (.612)		w +2.1
17	6	1	3		Filippo TORTU	ITA	15 Jun 98	20.62 (.613)		w +2.1
18	7	1	4		Akani SIMBINE	RSA	21 Sep 93	20.62 (.618)		w +2.1
19	8	1	6		Kyle GREAU	TTO	26 Apr 88	20.65		w +2.1
20	9	1	9		Rasheed DWYER	JAM	29 Jan 89	20.69		w +2.1
21	6	3	9		Likoúrgos-Stéfanos TSÁKONAS	GRE	8 Mar 90	20.73		+0.3
22	7	3	2		Winston GEORGE	GUY	19 May 87	20.74		+0.3
23	8	3	3		Wilfried KOFFI HUA	CIV	12 Oct 87	20.80		+0.3
24	7	2	3		Zharnel HUGHES	GBR	13 Jul 95	20.85		-0.3
25	8	2	2		Alex WILSON	SUI	19 Sep 90	21.22		-0.3

ALL-TIME OUTDOOR TOP LIST				SEASON OUTDOOR TOP LIST			
RESULT	NAME	VENUE	DATE	RESULT	NAME	VENUE	2017
19.19	Usain BOLT (JAM)	Berlin (Olympiastadion)	20 Aug 09	19.77	Isaac MAKWALA (BOT)	Madrid (Moratalaz)	14 Jul
19.26	Yohan BLAKE (JAM)	Bruxelles (Boudewijnstadion)	16 Sep 11	19.84	Wayde VAN NIEKERK (RSA)	Kingston (NS), JAM	10 Jun
19.32	Michael JOHNSON (USA)	Atlanta (Olympic Stadium), GA	1 Aug 96	19.85	Christian COLEMAN (USA)	Lexington, KY	27 May
19.53	Walter DIX (USA)	Bruxelles (Boudewijnstadion)	16 Sep 11	19.90	Noah LYLES (USA)	Shanghai (SS)	13 May
19.57	Justin GATLIN (USA)	Eugene (Hayward Field), OR	28 Jun 15	19.95	Akani SIMBINE (RSA)	Pretoria (Tuks)	4 Mar
19.58	Tyson GAY (USA)	New York City (Icahn), NY	30 May 09	19.97	Jereem RICHARDS (TTO)	Lexington, KY	27 May
19.63	Xavier CARTER (USA)	Lausanne (Pontaise)	11 Jul 06	19.97	Yohan BLAKE (JAM)	Kingston (NS), JAM	25 Jun
19.65	Wallace SPEARMON (USA)	Daegu	28 Sep 06	20.01	Christopher BELCHER (USA)	Eugene (Hayward Field), OR	7 Jun
19.68	Frank FREDERICKS (NAM)	Atlanta (Olympic Stadium), GA	1 Aug 96	20.01	Andre DE GRASSE (CAN)	Roma (Stadio Olimpico)	8 Jun
19.72	Pietro MENNEA (ITA)	Ciudad de México	12 Sep 79	20.04	Nethaneel MITCHELL-BLAKE (GBR)	Lexington, KY	27 May

RESULTS



200 Metres Men - Semi-Final

First 2 in each heat (Q) and the next 2 fastest (q) advance to the Final

RECORDS	RESULT	NAME	COUNTRY	AGE	VENUE	DATE
World Record WR	19.19	Usain BOLT	JAM	23	Berlin (Olympiastadion)	20 Aug 2009
Championships Record CR	19.19	Usain BOLT	JAM	23	Berlin (Olympiastadion)	20 Aug 2009
World Leading WL	19.77	Isaac MAKWALA	BOT	31	Madrid (Moratalaz)	14 Jul 2017
Area Record AR		National Record NR		Personal Best PB		Season Best SB

Heat 1 **3** 9 August 2017 20:55 START TIME 15° C TEMPERATURE 88 % HUMIDITY +2.1 m/s WIND

PLACE	NAME	COUNTRY	DATE OF BIRTH	LANE	RESULT	REACTION	Fn
1	Isiah YOUNG	USA	5 Jan 90	7	20.12	Q	0.158
2	Isaac MAKWALA	BOT	29 Sep 86	1	20.14 [139]	Q	0.187
3	Nethaneel MITCHELL-BLAKE	GBR	2 Apr 94	5	20.19	q	0.168
4	David LIMA	POR	6 Sep 90	2	20.56		0.158
5	Shota IIZUKA	JPN	25 Jun 91	8	20.62 [612]		0.164
6	Filippo TORTU	ITA	15 Jun 98	3	20.62 [613]		0.169
7	Akani SIMBINE	RSA	21 Sep 93	4	20.62 [618]		0.183
8	Kyle GREAUX	TTO	26 Apr 88	6	20.65		0.176
9	Rasheed DWYER	JAM	29 Jan 89	9	20.69		0.170

Heat 2 **3** 9 August 2017 21:04 START TIME 15° C TEMPERATURE 88 % HUMIDITY -0.3 m/s WIND

PLACE	NAME	COUNTRY	DATE OF BIRTH	LANE	RESULT	REACTION	Fn
1	Jereem RICHARDS	TTO	13 Jan 94	5	20.14 [138]	Q	0.158
2	Abdul Hakim SANI BROWN	JPN	6 Mar 99	9	20.43	Q	0.193
3	Yohan BLAKE	JAM	26 Dec 89	7	20.52		0.165
4	Sydney SIAME	ZAM	7 Oct 97	6	20.54		0.154
5	Kyree KING	USA	9 Jul 94	4	20.59		0.158
6	Ján VOLKO	SVK	2 Nov 96	8	20.61		0.165
7	Zharnel HUGHES	GBR	13 Jul 95	3	20.85		0.118
8	Alex WILSON	SUI	19 Sep 90	2	21.22		0.125

Heat 3 **3** 9 August 2017 21:13 START TIME 15° C TEMPERATURE 88 % HUMIDITY +0.3 m/s WIND

PLACE	NAME	COUNTRY	DATE OF BIRTH	LANE	RESULT	REACTION	Fn
1	Ramil GULIYEV	TUR	29 May 90	4	20.17	Q	0.167
2	Ameer WEBB	USA	19 Mar 91	5	20.22	Q	0.148
3	Wayde VAN NIEKERK	RSA	15 Jul 92	6	20.28	q	0.158
4	Christophe LEMAITRE	FRA	11 Jun 90	8	20.30		0.141
5	Daniel TALBOT	GBR	1 May 91	7	20.38		0.156
6	Likoúrgos-Stéfanos TSÁKONAS	GRE	8 Mar 90	9	20.73		0.156
7	Winston GEORGE	GUY	19 May 87	2	20.74		0.176
8	Wilfried KOFFI HUA	CIV	12 Oct 87	3	20.80		0.174



RESULTS
200 Metres Men - Semi-Final

ALL-TIME OUTDOOR TOP LIST				SEASON OUTDOOR TOP LIST			
RESULT	NAME	VENUE	DATE	RESULT	NAME	VENUE	2017
19.19	Usain BOLT (JAM)	Berlin (Olympiastadion)	20 Aug 09	19.77	Isaac MAKWALA (BOT)	Madrid (Moratalaz)	14 Jul
19.26	Yohan BLAKE (JAM)	Bruxelles (Boudewijnstadion)	16 Sep 11	19.84	Wayde VAN NIEKERK (RSA)	Kingston (NS), JAM	10 Jun
19.32	Michael JOHNSON (USA)	Atlanta (Olympic Stadium), GA	1 Aug 96	19.85	Christian COLEMAN (USA)	Lexington, KY	27 May
19.53	Walter DIX (USA)	Bruxelles (Boudewijnstadion)	16 Sep 11	19.90	Noah LYLES (USA)	Shanghai (SS)	13 May
19.57	Justin GATLIN (USA)	Eugene (Hayward Field), OR	28 Jun 15	19.95	Akani SIMBINE (RSA)	Pretoria (Tuks)	4 Mar
19.58	Tyson GAY (USA)	New York City (Icahn), NY	30 May 09	19.97	Jereem RICHARDS (TTO)	Lexington, KY	27 May
19.63	Xavier CARTER (USA)	Lausanne (Pontaise)	11 Jul 06	19.97	Yohan BLAKE (JAM)	Kingston (NS), JAM	25 Jun
19.65	Wallace SPEARMON (USA)	Daegu	28 Sep 06	20.01	Christopher BELCHER (USA)	Eugene (Hayward Field), OR	7 Jun
19.68	Frank FREDERICKS (NAM)	Atlanta (Olympic Stadium), GA	1 Aug 96	20.01	Andre DE GRASSE (CAN)	Roma (Stadio Olimpico)	8 Jun
19.72	Pietro MENNEA (ITA)	Ciudad de México	12 Sep 79	20.04	Nethaneel MITCHELL-BLAKE (GBR)	Lexington, KY	27 May

SUMMARY



200 Metres Men - Round 1

First 3 in each heat (Q) and the next 3 fastest (q) advance to the Semi-Finals

ATHLETE MAKWALA (BOT): TIME ACHIEVED IN INDIVIDUAL RUN

RECORDS	RESULT	NAME	COUNTRY	AGE	VENUE	DATE
World Record WR	19.19	Usain BOLT	JAM	23	Berlin (Olympiastadion)	20 Aug 2009
Championships Record CR	19.19	Usain BOLT	JAM	23	Berlin (Olympiastadion)	20 Aug 2009
World Leading WL	19.77	Isaac MAKWALA	BOT	31	Madrid (Moratalaz)	14 Jul 2017
Area Record AR		National Record NR		Personal Best PB		Season Best SB

7 August 2017

RANK	PLACE	HEAT	LANE	BIB	NAME	COUNTRY	DATE of BIRTH	RESULT	WIND	
1	1	2	2		Jereem RICHARDS	TTO	13 Jan 94	20.05	Q	-0.6
2	1	7	4		Nethaneel MITCHELL-BLAKE	GBR	2 Apr 94	20.08 (.075)	Q	+0.7
3	1	4	5		Ramil GULIYEV	TUR	29 May 90	20.16 (.155)	Q	+0.7
4	1	3	7		Wayde VAN NIEKERK	RSA	15 Jul 92	20.16 (.158)	Q	+0.3
5	2	3	8		Daniel TALBOT	GBR	1 May 91	20.16 (.159)	Q PB	+0.3
6	1	6	8		Isiah YOUNG	USA	5 Jan 90	20.19 (.189)	Q	+0.6
7	1	8	7		Isaac MAKWALA	BOT	29 Sep 86	20.20	q	+1.4
8	2	4	2		Ameer WEBB	USA	19 Mar 91	20.22	Q	+0.7
9	2	6	7		Akani SIMBINE	RSA	21 Sep 93	20.26	Q	+0.6
10	1	5	3		Sydney SIAME	ZAM	7 Oct 97	20.29	Q NR	-0.6
11	3	6	4		Likoúrgos-Stéfanos TSÁKONAS	GRE	8 Mar 90	20.37	Q	+0.6
12	1	1	6		Yohan BLAKE	JAM	26 Dec 89	20.39	Q	-0.5
13	3	4	4		Christophe LEMAITRE	FRA	11 Jun 90	20.40	Q	+0.7
14	2	2	7		Kyree KING	USA	9 Jul 94	20.41	Q	-0.6
15	4	6	6		Zharnel HUGHES	GBR	13 Jul 95	20.43	q	+0.6
16	2	5	6		Kyle GREAUX	TTO	26 Apr 88	20.48	Q	-0.6
17	4	4	7		Wilfried KOFFI HUA	CIV	12 Oct 87	20.49 (.488)	q	+0.7
18	3	2	8		Rasheed DWYER	JAM	29 Jan 89	20.49 (.489)	Q	-0.6
19	2	1	8		Abdul Hakim SANI BROWN	JPN	6 Mar 99	20.52 (.511)	Q	-0.5
20	3	3	5		Ján VOLKO	SVK	2 Nov 96	20.52 (.513)	Q	+0.3
21	3	1	7		Alex WILSON	SUI	19 Sep 90	20.54 (.531)	Q	-0.5
22	5	4	3		David LIMA	POR	6 Sep 90	20.54 (.538)	q	+0.7
23	4	1	3		Serhiy SMELYK	UKR	19 Apr 87	20.58 (.576)		-0.5
24	2	7	3		Shota IIZUKA	JPN	25 Jun 91	20.58 (.580)	Q	+0.7
25	3	5	4		Filippo TORTU	ITA	15 Jun 98	20.59	Q	-0.6
26	4	2	6		Jonathan QUARCOO	NOR	13 Oct 96	20.60 (.593)		-0.6
27	4	5	8		Warren WEIR	JAM	21 Oct 89	20.60 (.594)		-0.6
28	3	7	7		Winston GEORGE	GUY	19 May 87	20.61 (.603)	Q	+0.7
29	4	3	3		Alonso EDWARD	PAN	8 Dec 89	20.61 (.605)	SB	+0.3
30	5	6	3		Ahmed ALI	SUD	15 Nov 93	20.64		+0.6
31	5	2	4		Jeffrey JOHN	FRA	6 Jun 92	20.66		-0.6
32	5	3	4		Sibusiso MATSENJWA	SWZ	2 May 88	20.67		+0.3
33	6	2	5		Mark Otieno ODHIAMBO	KEN	11 May 93	20.74		-0.6
34	5	1	2		Teray SMITH	BAH	28 Sep 94	20.77		-0.5
35	5	5	2		Adama JAMMEH	GAM	10 Jun 93	20.79		-0.6
36	6	5	5		Jeremy DODSON	SAM	30 Aug 87	20.81		-0.6
37	6	3	2		Aldemir DA SILVA JUNIOR	BRA	8 Jun 92	20.82		+0.3
38	6	4	8		Salem Eid YAQOUB	BRN	1 Mar 96	20.84		+0.7



SUMMARY
200 Metres Men - Round 1

7 August 2017

RANK	PLACE	HEAT	LANE	BIB	NAME	COUNTRY	DATE of BIRTH	RESULT	WIND
39	6	1	5		Bernardo BALOYES	COL	6 Jan 94	20.86	-0.5
40	6	6	2		Joseph MILLAR	NZL	24 Sep 92	20.97	+0.6
41	7	3	6		Burkheart ELLIS JR	BAR	18 Sep 92	20.99	+0.3
42	7	6	5		Fabrice DABLA	TOG	20 Nov 92	21.40	+0.6
43	7	1	4		Mohamed ALSADI	OMA	24 Feb 94	21.50	-0.5
44	7	2	3		Ifeanyi OTUONYE	TKS	27 Jun 94	21.91	-0.6
45	4	7	2		Muhd Noor Firdaus AR-RASYID	BRU	22 Oct 96	22.36	+0.7
46	7	4	6		Kabongo MULUMBA	COD	15 Mar 85	23.57	+0.7
		7	5		Aaron BROWN	CAN	27 May 92	DQ	163.3(a)
		7	6		Clarence MUNYAI	RSA	20 Feb 98	DQ	163.3(a)
		4	9		Paul NALAU	VAN	25 Dec 95	DQ	163.3(a)
		5	7		Isaac MAKWALA	BOT	29 Sep 86	DNS	-0.6
		7	8		Julius MORRIS	MNT	14 Apr 94	DNS	+0.7

NOTE IAAF Rule 163.3(a) - Lane infringement

ALL-TIME OUTDOOR TOP LIST				SEASON OUTDOOR TOP LIST			
RESULT	NAME	VENUE	DATE	RESULT	NAME	VENUE	2017
19.19	Usain BOLT (JAM)	Berlin (Olympiastadion)	20 Aug 09	19.77	Isaac MAKWALA (BOT)	Madrid (Moratalaz)	14 Jul
19.26	Yohan BLAKE (JAM)	Bruxelles (Boudewijnstadion)	16 Sep 11	19.84	Wayde VAN NIEKERK (RSA)	Kingston (NS), JAM	10 Jun
19.32	Michael JOHNSON (USA)	Atlanta (Olympic Stadium), GA	1 Aug 96	19.85	Christian COLEMAN (USA)	Lexington, KY	27 May
19.53	Walter DIX (USA)	Bruxelles (Boudewijnstadion)	16 Sep 11	19.90	Noah LYLES (USA)	Shanghai (SS)	13 May
19.57	Justin GATLIN (USA)	Eugene (Hayward Field), OR	28 Jun 15	19.95	Akani SIMBINE (RSA)	Pretoria (Tuks)	4 Mar
19.58	Tyson GAY (USA)	New York City (Icahn), NY	30 May 09	19.97	Jereme RICHARDS (TTO)	Lexington, KY	27 May
19.63	Xavier CARTER (USA)	Lausanne (Pontaise)	11 Jul 06	19.97	Yohan BLAKE (JAM)	Kingston (NS), JAM	25 Jun
19.65	Wallace SPEARMON (USA)	Daegu	28 Sep 06	20.01	Christopher BELCHER (USA)	Eugene (Hayward Field), OR	7 Jun
19.68	Frank FREDERICKS (NAM)	Atlanta (Olympic Stadium), GA	1 Aug 96	20.01	Andre DE GRASSE (CAN)	Roma (Stadio Olimpico)	8 Jun
19.72	Pietro MENNEA (ITA)	Ciudad de México	12 Sep 79	20.04	Nethaneel MITCHELL-BLAKE (GBR)	Lexington, KY	27 May



RESULTS



200 Metres Men - Round 1

First 3 in each heat (Q) and the next 3 fastest (q) advance to the Semi-Finals

ATHLETE MAKWALA (BOT): TIME ACHIEVED IN INDIVIDUAL RUN

RECORDS	RESULT	NAME	COUNTRY	AGE	VENUE	DATE
World Record WR	19.19	Usain BOLT	JAM	23	Berlin (Olympiastadion)	20 Aug 2009
Championships Record CR	19.19	Usain BOLT	JAM	23	Berlin (Olympiastadion)	20 Aug 2009
World Leading WL	19.77	Isaac MAKWALA	BOT	31	Madrid (Moratalaz)	14 Jul 2017
Area Record AR		National Record NR		Personal Best PB		Season Best SB

Heat 1

8

7 August 2017 18:30 START TIME

19° C TEMPERATURE 56 % HUMIDITY

-0.5 m/s WIND

PLACE	NAME	COUNTRY	DATE OF BIRTH	LANE	RESULT	REACTION	Fn
1	Yohan BLAKE	JAM	26 Dec 89	6	20.39	Q 0.167	
2	Abdul Hakim SANI BROWN	JPN	6 Mar 99	8	20.52 (.511)	Q 0.221	
3	Alex WILSON	SUI	19 Sep 90	7	20.54 (.531)	Q 0.134	
4	Serhiy SMELYK	UKR	19 Apr 87	3	20.58 (.576)	0.157	
5	Teray SMITH	BAH	28 Sep 94	2	20.77	0.133	
6	Bernardo BALOYES	COL	6 Jan 94	5	20.86	0.160	
7	Mohamed ALSADI	OMA	24 Feb 94	4	21.50	0.184	

Heat 2

8

7 August 2017 18:38 START TIME

19° C TEMPERATURE 56 % HUMIDITY

-0.6 m/s WIND

PLACE	NAME	COUNTRY	DATE OF BIRTH	LANE	RESULT	REACTION	Fn
1	Jereem RICHARDS	TTO	13 Jan 94	2	20.05	Q 0.132	
2	Kyree KING	USA	9 Jul 94	7	20.41	Q 0.150	
3	Rasheed DWYER	JAM	29 Jan 89	8	20.49 (.489)	Q 0.169	
4	Jonathan QUARCOO	NOR	13 Oct 96	6	20.60 (.593)	0.149	
5	Jeffrey JOHN	FRA	6 Jun 92	4	20.66	0.183	
6	Mark Otieno ODHIAMBO	KEN	11 May 93	5	20.74	0.148	
7	Ifeanyi OTUONYE	TKS	27 Jun 94	3	21.91	0.300	

Heat 3

8

7 August 2017 18:46 START TIME

19° C TEMPERATURE 56 % HUMIDITY

+0.3 m/s WIND

PLACE	NAME	COUNTRY	DATE OF BIRTH	LANE	RESULT	REACTION	Fn
1	Wayde VAN NIEKERK	RSA	15 Jul 92	7	20.16 (.158)	Q 0.192	
2	Daniel TALBOT	GBR	1 May 91	8	20.16 (.159)	Q PB 0.157	
3	Ján VOLKO	SVK	2 Nov 96	5	20.52 (.513)	Q 0.170	
4	Alonso EDWARD	PAN	8 Dec 89	3	20.61 (.605)	SB 0.183	
5	Sibusiso MATSENJWA	SWZ	2 May 88	4	20.67	0.185	
6	Aldemir DA SILVA JUNIOR	BRA	8 Jun 92	2	20.82	0.154	
7	Burkheart ELLIS JR	BAR	18 Sep 92	6	20.99	0.152	

Heat 4

8

7 August 2017 18:54 START TIME

19° C TEMPERATURE 56 % HUMIDITY

+0.7 m/s WIND

PLACE	NAME	COUNTRY	DATE OF BIRTH	LANE	RESULT	REACTION	Fn
1	Ramil GULIYEV	TUR	29 May 90	5	20.16 (.155)	Q 0.153	
2	Ameer WEBB	USA	19 Mar 91	2	20.22	Q 0.155	
3	Christophe LEMAITRE	FRA	11 Jun 90	4	20.40	Q 0.147	
4	Wilfried KOFFI HUA	CIV	12 Oct 87	7	20.49 (.488)	q 0.184	
5	David LIMA	POR	6 Sep 90	3	20.54 (.538)	q 0.153	
6	Salem Eid YAQOOB	BRN	1 Mar 96	8	20.84	0.223	
7	Kabongo MULUMBA	COD	15 Mar 85	6	23.57	SB 0.148	
	Paul NALAU	VAN	25 Dec 95	9	DQ 163.3(a)	0.188	

NOTE IAAF Rule 163.3(a) - Lane infringement

Timing and Measurement by SEIKO

AT-200-M-h----.RS6..v3 Issued at 18:52 on Wednesday, 09 August 2017

1 2

Official Partners



RESULTS
200 Metres Men - Round 1

Heat 5 8 **7 August 2017** 19:02 START TIME **20° C** **64 %**
TEMPERATURE HUMIDITY **-0.6 m/s**
WIND

PLACE	NAME	COUNTRY	DATE OF BIRTH	LANE	RESULT	REACTION	Fn
1	Sydney SIAME	ZAM	7 Oct 97	3	20.29	Q NR	0.147
2	Kyle GREAUX	TTO	26 Apr 88	6	20.48	Q	0.168
3	Filippo TORTU	ITA	15 Jun 98	4	20.59	Q	0.169
4	Warren WEIR	JAM	21 Oct 89	8	20.60 (.594)		0.228
5	Adama JAMMEH	GAM	10 Jun 93	2	20.79		0.159
6	Jeremy DODSON	SAM	30 Aug 87	5	20.81		0.153
	Isaac MAKWALA	BOT	29 Sep 86	7	DNS		

Heat 6 8 **7 August 2017** 19:10 START TIME **20° C** **64 %**
TEMPERATURE HUMIDITY **+0.6 m/s**
WIND

PLACE	NAME	COUNTRY	DATE OF BIRTH	LANE	RESULT	REACTION	Fn
1	Isiah YOUNG	USA	5 Jan 90	8	20.19 (.189)	Q	0.165
2	Akani SIMBINE	RSA	21 Sep 93	7	20.26	Q	0.168
3	Likoúrgos-Stéfanos TSÁKONAS	GRE	8 Mar 90	4	20.37	Q	0.160
4	Zharnel HUGHES	GBR	13 Jul 95	6	20.43	q	0.136
5	Ahmed ALI	SUD	15 Nov 93	3	20.64		0.202
6	Joseph MILLAR	NZL	24 Sep 92	2	20.97		0.139
7	Fabrice DABLA	TOG	20 Nov 92	5	21.40		0.193

Heat 7 8 **7 August 2017** 19:18 START TIME **20° C** **64 %**
TEMPERATURE HUMIDITY **+0.7 m/s**
WIND

PLACE	NAME	COUNTRY	DATE OF BIRTH	LANE	RESULT	REACTION	Fn
1	Nethaneel MITCHELL-BLAKE	GBR	2 Apr 94	4	20.08 (.075)	Q	0.178
2	Shota IIZUKA	JPN	25 Jun 91	3	20.58 (.580)	Q	0.152
3	Winston GEORGE	GUY	19 May 87	7	20.61 (.603)	Q	0.240
4	Muhd Noor Firdaus AR-RASYID	BRU	22 Oct 96	2	22.36		0.155
	Aaron BROWN	CAN	27 May 92	5	DQ 163.3[a]		0.159
	Clarence MUNYAI	RSA	20 Feb 98	6	DQ 163.3[a]		0.148
	Julius MORRIS	MNT	14 Apr 94	8	DNS		

NOTE IAAF Rule 163.3(a) - Lane infringement

Heat 8 8 **9 August 2017** 18:41 START TIME **15° C** **88 %**
TEMPERATURE HUMIDITY **+1.4 m/s**
WIND

PLACE	NAME	COUNTRY	DATE OF BIRTH	LANE	RESULT	REACTION	Fn
1	Isaac MAKWALA	BOT	29 Sep 86	7	20.20	q	0.171

ALL-TIME OUTDOOR TOP LIST				SEASON OUTDOOR TOP LIST			
RESULT	NAME	VENUE	DATE	RESULT	NAME	VENUE	2017
19.19	Usain BOLT (JAM)	Berlin (Olympiastadion)	20 Aug 09	19.77	Isaac MAKWALA (BOT)	Madrid (Moratalaz)	14 Jul
19.26	Yohan BLAKE (JAM)	Bruxelles (Boudewijnstadion)	16 Sep 11	19.84	Wayde VAN NIEKERK (RSA)	Kingston (NS), JAM	10 Jun
19.32	Michael JOHNSON (USA)	Atlanta (Olympic Stadium), GA	1 Aug 96	19.85	Christian COLEMAN (USA)	Lexington, KY	27 May
19.53	Walter DIX (USA)	Bruxelles (Boudewijnstadion)	16 Sep 11	19.90	Noah LYLES (USA)	Shanghai (SS)	13 May
19.57	Justin GATLIN (USA)	Eugene (Hayward Field), OR	28 Jun 15	19.95	Akani SIMBINE (RSA)	Pretoria (Tuks)	4 Mar
19.58	Tyson GAY (USA)	New York City (Icahn), NY	30 May 09	19.97	Jereem RICHARDS (TTO)	Lexington, KY	27 May
19.63	Xavier CARTER (USA)	Lausanne (Pontaise)	11 Jul 06	19.97	Yohan BLAKE (JAM)	Kingston (NS), JAM	25 Jun
19.65	Wallace SPEARMON (USA)	Daegu	28 Sep 06	20.01	Christopher BELCHER (USA)	Eugene (Hayward Field), OR	7 Jun
19.68	Frank FREDERICKS (NAM)	Atlanta (Olympic Stadium), GA	1 Aug 96	20.01	Andre DE GRASSE (CAN)	Roma (Stadio Olimpico)	8 Jun
19.72	Pietro MENNEA (ITA)	Ciudad de México	12 Sep 79	20.04	Nethaneel MITCHELL-BLAKE (GBR)	Lexington, KY	27 May

RESULTS



400 Metres Men - Final

RECORDS	RESULT	NAME	COUNTRY	AGE	VENUE	DATE
World Record WR	43.03	Wayde VAN NIEKERK	RSA	24	Rio de Janeiro (Estádio Olímpico)	14 Aug 2016
Championships Record CR	43.18	Michael JOHNSON	USA	32	Sevilla (La Cartuja)	26 Aug 1999
World Leading WL	43.62	Wayde VAN NIEKERK	RSA	25	Lausanne (Pontaise)	6 Jul 2017
Area Record AR		National Record NR		Personal Best PB		Season Best SB

8 August 2017 21:54 START TIME
19° C TEMPERATURE 56 % HUMIDITY

PLACE	NAME	COUNTRY	DATE OF BIRTH	LANE	RESULT	REACTION	Fn
1	Wayde VAN NIEKERK	RSA	15 Jul 92	6	43.98	0.157	
2	Steven GARDINER	BAH	12 Sep 95	4	44.41	0.188	
3	Abdalelah HAROUN	QAT	1 Jan 97	3	44.48	SB 0.190	
4	Baboloki THEBE	BOT	18 Mar 97	9	44.66	0.182	
5	Nathon ALLEN	JAM	28 Oct 95	5	44.88	0.158	
6	Demish GAYE	JAM	20 Jan 93	8	45.04	0.179	
7	Fred KERLEY	USA	7 May 95	2	45.23	0.142	
	Isaac MAKWALA	BOT	29 Sep 86	7	DNS		

ALL-TIME OUTDOOR TOP LIST				SEASON OUTDOOR TOP LIST			
RESULT	NAME	VENUE	DATE	RESULT	NAME	VENUE	2017
43.03	Wayde VAN NIEKERK (RSA)	Rio de Janeiro (Estádio Olímpico)	14 Aug 16	43.62	Wayde VAN NIEKERK (RSA)	Lausanne (Pontaise)	6 Jul
43.18	Michael JOHNSON (USA)	Sevilla (La Cartuja)	26 Aug 99	43.70	Fred KERLEY (USA)	Austin (Myers Stadium), TX	26 May
43.29	Harry REYNOLDS (USA)	Zürich (Letzigrund)	17 Aug 88	43.84	Isaac MAKWALA (BOT)	Monaco (Stade Louis II)	21 Jul
43.45	Jeremy WARINER (USA)	Osaka (Nagai Stadium)	31 Aug 07	43.89	Steven GARDINER (BAH)	London	6 Aug
43.50	Quincy WATTS (USA)	Barcelona (Estadio Olímpico)	5 Aug 92	44.02	Baboloki THEBE (BOT)	Lausanne (Pontaise)	6 Jul
43.65	LaShawn MERRITT (USA)	Beijing (National Stadium)	26 Aug 15	44.19	Nathon ALLEN (JAM)	London	6 Aug
43.70	Fred KERLEY (USA)	Austin (Myers Stadium), TX	26 May 17	44.22	Gil ROBERTS (USA)	Sacramento (Hornet Stadium), CA	24 Jun
43.72	Isaac MAKWALA (BOT)	Lausanne (Pontaise)	3 Jul 14	44.47	Wilbert LONDON III (USA)	Sacramento (Hornet Stadium), CA	24 Jun
43.74	Kirani JAMES (GRN)	Lausanne (Pontaise)	3 Jul 14	44.47	Vernon NORWOOD (USA)	Lausanne (Pontaise)	6 Jul
43.81	Danny EVERETT (USA)	New Orleans, LA	26 Jun 92	44.48	Abdalelah HAROUN (QAT)	London	8 Aug



RESULT PROGRESSION



400 Metres Men - Final

RECORDS	RESULT	NAME	COUNTRY	AGE	VENUE	DATE
World Record WR	43.03	Wayde VAN NIEKERK	RSA	24	Rio de Janeiro (Estádio Olímpico)	14 Aug 2016
Championships Record CR	43.18	Michael JOHNSON	USA	32	Sevilla (La Cartuja)	26 Aug 1999
World Leading WL	43.62	Wayde VAN NIEKERK	RSA	25	Lausanne (Pontaise)	6 Jul 2017
Area Record AR		National Record NR		Personal Best PB		Season Best SB

8 August 2017

RANK	BIB	NAME	COUNTRY	DATE of BIRTH	PHASE	HEAT	LANE	PLACE	RESULT
1		Wayde VAN NIEKERK	RSA	15 Jul 92	Final	1	6	1	43.98
					Semi-Final	2	6	3	44.22 Q
					Round 1	2	5	16	45.27 Q
2		Steven GARDINER	BAH	12 Sep 95	Final	1	4	2	44.41
					Semi-Final	1	5	1	43.89 Q NR
					Round 1	4	7	2	44.75 Q
3		Abdalelah HAROUN	QAT	1 Jan 97	Final	1	3	3	44.48 SB
					Semi-Final	2	9	8	44.64 q SB
					Round 1	6	9	15	45.27 Q
4		Baboloki THEBE	BOT	18 Mar 97	Final	1	9	4	44.66
					Semi-Final	2	5	5	44.33 Q
					Round 1	3	6	3	44.82 Q
5		Nathon ALLEN	JAM	28 Oct 95	Final	1	5	5	44.88
					Semi-Final	1	6	2	44.19 Q PB
					Round 1	6	6	4	44.91 Q
6		Demish GAYE	JAM	20 Jan 93	Final	1	8	6	45.04
					Semi-Final	3	6	7	44.55 Q PB
					Round 1	3	8	7	44.98 Q
7		Fred KERLEY	USA	7 May 95	Final	1	2	7	45.23
					Semi-Final	1	7	6	44.51 q
					Round 1	1	7	5	44.92 Q
		Isaac MAKWALA	BOT	29 Sep 86	Final	1	7		DNS
					Semi-Final	3	5	4	44.30 Q
					Round 1	5	6	1	44.55 Q

ALL-TIME OUTDOOR TOP LIST				SEASON OUTDOOR TOP LIST			
RESULT	NAME	VENUE	DATE	RESULT	NAME	VENUE	2017
43.03	Wayde VAN NIEKERK (RSA)	le Janeiro (Estádio Olímpico)	14 Aug 16	43.62	Wayde VAN NIEKERK (RSA)	Lausanne (Pontaise)	6 Jul
43.18	Michael JOHNSON (USA)	Sevilla (La Cartuja)	26 Aug 99	43.70	Fred KERLEY (USA)	Austin (Myers Stadium), TX	26 May
43.29	Harry REYNOLDS (USA)	Zürich (Letzigrund)	17 Aug 88	43.84	Isaac MAKWALA (BOT)	Monaco (Stade Louis II)	21 Jul
43.45	Jeremy WARINER (USA)	Osaka (Nagai Stadium)	31 Aug 07	43.89	Steven GARDINER (BAH)	London	6 Aug
43.50	Quincy WATTS (USA)	Barcelona (Estadio Olímpico)	5 Aug 92	44.02	Baboloki THEBE (BOT)	Lausanne (Pontaise)	6 Jul
43.65	LaShawn MERRITT (USA)	Beijing (National Stadium)	26 Aug 15	44.19	Nathon ALLEN (JAM)	London	6 Aug
43.70	Fred KERLEY (USA)	Austin (Myers Stadium), TX	26 May 17	44.22	Gil ROBERTS (USA)	Sacramento (Hornet Stadium), CA	24 Jun
43.72	Isaac MAKWALA (BOT)	La Chau-de-Fonds (La Charrière)	5 Jul 15	44.47	Wilbert LONDON III (USA)	Sacramento (Hornet Stadium), CA	24 Jun
43.74	Kirani JAMES (GRN)	Lausanne (Pontaise)	3 Jul 14	44.47	Vernon NORWOOD (USA)	Lausanne (Pontaise)	6 Jul
43.81	Danny EVERETT (USA)	New Orleans, LA	26 Jun 92	44.48	Abdalelah HAROUN (QAT)	London	8 Aug

SUMMARY



400 Metres Men - Semi-Final

First 2 in each heat (Q) and the next 2 fastest (q) advance to the Final

RECORDS	RESULT	NAME	COUNTRY	AGE	VENUE	DATE
World Record WR	43.03	Wayde VAN NIEKERK	RSA	24	Rio de Janeiro [Estádio Olímpico]	14 Aug 2016
Championships Record CR	43.18	Michael JOHNSON	USA	32	Sevilla [La Cartuja]	26 Aug 1999
World Leading WL	43.62	Wayde VAN NIEKERK	RSA	25	Lausanne [Pontaise]	6 Jul 2017
Area Record AR		National Record NR		Personal Best PB		Season Best SB

6 August 2017

RANK	PLACE	HEAT	LANE	BIB	NAME	COUNTRY	DATE of BIRTH	RESULT	
1	1	1	5		Steven GARDINER	BAH	12 Sep 95	43.89	Q NR
2	2	1	6		Nathon ALLEN	JAM	28 Oct 95	44.19	Q PB
3	1	2	6		Wayde VAN NIEKERK	RSA	15 Jul 92	44.22	Q
4	1	3	5		Isaac MAKWALA	BOT	29 Sep 86	44.30	Q
5	2	2	5		Baboloki THEBE	BOT	18 Mar 97	44.33	Q
6	3	1	7		Fred KERLEY	USA	7 May 95	44.51	q
7	2	3	6		Demish GAYE	JAM	20 Jan 93	44.55	Q PB
8	3	2	9		Abdalelah HAROUN	QAT	1 Jan 97	44.64	q SB
9	4	2	2		Matthew HUDSON-SMITH	GBR	26 Oct 94	44.74	SB
10	3	3	7		Gil ROBERTS	USA	15 Mar 89	44.84	
11	4	1	9		Kévin BORLÉE	BEL	22 Feb 88	45.10	
12	5	1	4		Wilbert LONDON III	USA	17 Aug 97	45.12	
13	4	3	9		Jamal WALTON	CAY	25 Nov 98	45.16 (.157)	
14	6	1	3		Óscar HUSILLOS	ESP	18 Jul 93	45.16 (.160)	PB
15	5	2	4		Lalonde GORDON	TTO	25 Nov 88	45.20	
16	5	3	3		Jonathan BORLÉE	BEL	22 Feb 88	45.23	
17	6	3	2		Pavel MASLÁK	CZE	21 Feb 91	45.24	
18	7	1	2		Rafal OMELKO	POL	16 Jan 89	45.37	
19	6	2	8		Brian GREGAN	IRL	31 Dec 89	45.42	
20	7	2	7		LaShawn MERRITT	USA	27 Jun 86	45.52	
21	7	3	8		Machel CEDENIO	TTO	6 Sep 95	45.91	
22	8	2	3		Boniface Ontuga MWERESA	KEN	13 Nov 93	45.93	
23	8	3	4		Davide RE	ITA	16 Mar 93	45.95	
24	8	1	8		Dwayne COWAN	GBR	1 Jan 85	45.96	

ALL-TIME OUTDOOR TOP LIST

RESULT	NAME	COUNTRY	VENUE	DATE
43.03	Wayde VAN NIEKERK (RSA)	RSA	le Janeiro [Estádio Olímpico]	14 Aug 16
43.18	Michael JOHNSON (USA)	USA	Sevilla [La Cartuja]	26 Aug 99
43.29	Harry REYNOLDS (USA)	USA	Zürich [Letzigrund]	17 Aug 88
43.45	Jeremy WARINER (USA)	USA	Osaka [Nagai Stadium]	31 Aug 07
43.50	Quincy WATTS (USA)	USA	Barcelona [Estadio Olímpico]	5 Aug 92
43.65	LaShawn MERRITT (USA)	USA	Beijing [National Stadium]	26 Aug 15
43.70	Fred KERLEY (USA)	USA	Austin [Myers Stadium], TX	26 May 17
43.72	Isaac MAKWALA (BOT)	BOT	La Chau-de-Fonds [La Charrière]	5 Jul 15
43.74	Kirani JAMES (GRN)	GRN	Lausanne [Pontaise]	3 Jul 14
43.81	Danny EVERETT (USA)	USA	New Orleans, LA	26 Jun 92

SEASON OUTDOOR TOP LIST

RESULT	NAME	COUNTRY	VENUE	2017
43.62	Wayde VAN NIEKERK (RSA)	RSA	Lausanne [Pontaise]	6 Jul
43.70	Fred KERLEY (USA)	USA	Austin [Myers Stadium], TX	26 May
43.84	Isaac MAKWALA (BOT)	BOT	Monaco [Stade Louis II]	21 Jul
43.89	Steven GARDINER (BAH)	BAH	London	6 Aug
44.02	Baboloki THEBE (BOT)	BOT	Lausanne [Pontaise]	6 Jul
44.19	Nathon ALLEN (JAM)	JAM	London	6 Aug
44.22	Gil ROBERTS (USA)	USA	Sacramento [Hornet Stadium], CA	24 Jun
44.47	Wilbert LONDON III (USA)	USA	Sacramento [Hornet Stadium], CA	24 Jun
44.47	Vernon NORWOOD (USA)	USA	Lausanne [Pontaise]	6 Jul
44.50	Bryshon NELLUM (USA)	USA	Sacramento [Hornet Stadium], CA	24 Jun

RESULTS



400 Metres Men - Semi-Final

First 2 in each heat (Q) and the next 2 fastest (q) advance to the Final

RECORDS	RESULT	NAME	COUNTRY	AGE	VENUE	DATE
World Record WR	43.03	Wayde VAN NIEKERK	RSA	24	Rio de Janeiro (Estádio Olímpico)	14 Aug 2016
Championships Record CR	43.18	Michael JOHNSON	USA	32	Sevilla (La Cartuja)	26 Aug 1999
World Leading WL	43.62	Wayde VAN NIEKERK	RSA	25	Lausanne (Pontaise)	6 Jul 2017
Area Record AR		National Record NR		Personal Best PB		Season Best SB

Heat 1 **3** **6 August 2017** 19:40 START TIME **19° C** **56 %**
TEMPERATURE HUMIDITY

PLACE	NAME	COUNTRY	DATE OF BIRTH	LANE	RESULT	REACTION	Fn
1	Steven GARDINER	BAH	12 Sep 95	5	43.89	Q NR 0.186	
2	Nathon ALLEN	JAM	28 Oct 95	6	44.19	Q PB 0.161	
3	Fred KERLEY	USA	7 May 95	7	44.51	q 0.137	
4	Kévin BORLÉE	BEL	22 Feb 88	9	45.10	0.146	
5	Wilbert LONDON III	USA	17 Aug 97	4	45.12	0.181	
6	Óscar HUSILLOS	ESP	18 Jul 93	3	45.16 (.160)	PB 0.163	
7	Rafal OMELKO	POL	16 Jan 89	2	45.37	0.201	
8	Dwayne COWAN	GBR	1 Jan 85	8	45.96	0.144	

Heat 2 **3** **6 August 2017** 19:48 START TIME **19° C** **56 %**
TEMPERATURE HUMIDITY

PLACE	NAME	COUNTRY	DATE OF BIRTH	LANE	RESULT	REACTION	Fn
1	Wayde VAN NIEKERK	RSA	15 Jul 92	6	44.22	Q 0.168	
2	Baboloki THEBE	BOT	18 Mar 97	5	44.33	Q 0.178	
3	Abdalelah HAROUN	QAT	1 Jan 97	9	44.64	q SB 0.179	
4	Matthew HUDSON-SMITH	GBR	26 Oct 94	2	44.74	SB 0.142	
5	Lalonde GORDON	TTO	25 Nov 88	4	45.20	0.151	
6	Brian GREGAN	IRL	31 Dec 89	8	45.42	0.188	
7	LaShawn MERRITT	USA	27 Jun 86	7	45.52	0.195	
8	Boniface Ontuga MWERESA	KEN	13 Nov 93	3	45.93	0.234	

Heat 3 **3** **6 August 2017** 19:56 START TIME **20° C** **56 %**
TEMPERATURE HUMIDITY

PLACE	NAME	COUNTRY	DATE OF BIRTH	LANE	RESULT	REACTION	Fn
1	Isaac MAKWALA	BOT	29 Sep 86	5	44.30	Q 0.248	
2	Demish GAYE	JAM	20 Jan 93	6	44.55	Q PB 0.157	
3	Gil ROBERTS	USA	15 Mar 89	7	44.84	0.170	
4	Jamal WALTON	CAY	25 Nov 98	9	45.16 (.157)	0.153	
5	Jonathan BORLÉE	BEL	22 Feb 88	3	45.23	0.203	
6	Pavel MASLÁK	CZE	21 Feb 91	2	45.24	0.146	
7	Machel CEDENIO	TTO	6 Sep 95	8	45.91	0.221	
8	Davide RE	ITA	16 Mar 93	4	45.95	0.186	

ALL-TIME OUTDOOR TOP LIST				SEASON OUTDOOR TOP LIST			
RESULT	NAME	VENUE	DATE	RESULT	NAME	VENUE	2017
43.03	Wayde VAN NIEKERK (RSA)	le Janeiro (Estádio Olímpico)	14 Aug 16	43.62	Wayde VAN NIEKERK (RSA)	Lausanne (Pontaise)	6 Jul
43.18	Michael JOHNSON (USA)	Sevilla (La Cartuja)	26 Aug 99	43.70	Fred KERLEY (USA)	Austin (Myers Stadium), TX	26 May
43.29	Harry REYNOLDS (USA)	Zürich (Letzigrund)	17 Aug 88	43.84	Isaac MAKWALA (BOT)	Monaco (Stade Louis II)	21 Jul
43.45	Jeremy WARINER (USA)	Osaka (Nagai Stadium)	31 Aug 07	43.89	Steven GARDINER (BAH)	London	6 Aug
43.50	Quincy WATTS (USA)	Barcelona (Estadio Olímpico)	5 Aug 92	44.02	Baboloki THEBE (BOT)	Lausanne (Pontaise)	6 Jul
43.65	LaShawn MERRITT (USA)	Beijing (National Stadium)	26 Aug 15	44.19	Nathon ALLEN (JAM)	London	6 Aug
43.70	Fred KERLEY (USA)	Austin (Myers Stadium), TX	26 May 17	44.22	Gil ROBERTS (USA)	Sacramento (Hornet Stadium), CA	24 Jun
43.72	Isaac MAKWALA (BOT)	La Chau-de-Fonds (La Charrière)	5 Jul 15	44.47	Wilbert LONDON III (USA)	Sacramento (Hornet Stadium), CA	24 Jun
43.74	Kirani JAMES (GRN)	Lausanne (Pontaise)	3 Jul 14	44.47	Vernon NORWOOD (USA)	Lausanne (Pontaise)	6 Jul
43.81	Danny EVERETT (USA)	New Orleans, LA	26 Jun 92	44.50	Bryshon NELLUM (USA)	Sacramento (Hornet Stadium), CA	24 Jun



SUMMARY



400 Metres Men - Round 1

First 3 in each heat (Q) and the next 6 fastest (q) advance to the Semi-Finals

RECORDS	RESULT	NAME	COUNTRY	AGE	VENUE	DATE
World Record WR	43.03	Wayde VAN NIEKERK	RSA	24	Rio de Janeiro [Estádio Olímpico]	14 Aug 2016
Championships Record CR	43.18	Michael JOHNSON	USA	32	Sevilla [La Cartuja]	26 Aug 1999
World Leading WL	43.62	Wayde VAN NIEKERK	RSA	25	Lausanne [Pontaise]	6 Jul 2017
Area Record AR		National Record NR		Personal Best PB		Season Best SB

5 August 2017

RANK	PLACE	HEAT	LANE	BIB	NAME	COUNTRY	DATE of BIRTH	RESULT	
1	1	5	6		Isaac MAKWALA	BOT	29 Sep 86	44.55	Q
2	1	4	7		Steven GARDINER	BAH	12 Sep 95	44.75	Q
3	1	3	6		Baboloki THEBE	BOT	18 Mar 97	44.82	Q
4	1	6	6		Nathon ALLEN	JAM	28 Oct 95	44.91	Q
5	1	1	7		Fred KERLEY	USA	7 May 95	44.92 (.912)	Q
6	2	6	3		Gil ROBERTS	USA	15 Mar 89	44.92 (.917)	Q
7	2	3	8		Demish GAYE	JAM	20 Jan 93	44.98	Q
8	2	5	9		LaShawn MERRITT	USA	27 Jun 86	45.00	Q
9	2	1	8		Lalonde GORDON	TTO	25 Nov 88	45.02	Q SB
10	3	5	2		Jamal WALTON	CAY	25 Nov 98	45.05	Q
11	3	1	6		Kévin BORLÉE	BEL	22 Feb 88	45.09	Q
12	4	1	9		Pavel MASLÁK	CZE	21 Feb 91	45.10 (.091)	q SB
13	2	4	5		Wilbert LONDON III	USA	17 Aug 97	45.10 (.092)	Q
14	4	5	5		Óscar HUSILLOS	ESP	18 Jul 93	45.22	q PB
15	3	6	9		Abdallah HAROUN	QAT	1 Jan 97	45.27 (.264)	Q
16	1	2	5		Wayde VAN NIEKERK	RSA	15 Jul 92	45.27 (.265)	Q
17	5	1	5		Matthew HUDSON-SMITH	GBR	26 Oct 94	45.31	q
18	3	4	4		Brian GREGAN	IRL	31 Dec 89	45.37	Q
19	3	3	3		Dwayne COWAN	GBR	1 Jan 85	45.39	Q
20	4	3	7		Boniface Ontuga MWERESA	KEN	13 Nov 93	45.58	q
21	5	3	9		Rafal OMELKO	POL	16 Jan 89	45.69	q
22	4	4	9		Jonathan BORLÉE	BEL	22 Feb 88	45.70	q
23	2	2	2		Davide RE	ITA	16 Mar 93	45.71	Q
24	5	4	8		Luguelín SANTOS	DOM	12 Nov 93	45.73	
25	5	5	3		Raymond KIBET	KEN	4 Feb 96	45.75 (.748)	
26	6	5	8		Martyn ROONEY	GBR	3 Apr 87	45.75 (.750)	
27	3	2	3		Machel CEDENIO	TTO	6 Sep 95	45.77	Q
28	6	1	4		Lucas CARVALHO	BRA	16 Jul 93	45.86	
29	6	4	3		Mamoudou Eliman HANNE	FRA	6 Mar 88	45.89	
30	4	2	4		Teddy ATINE - VENEL	FRA	16 Mar 85	45.90	
31	5	2	6		Yoandys LESCAY	CUB	5 Jan 94	45.93	
32	7	5	7		Renny QUOW	TTO	25 Aug 87	45.95	
33	4	6	4		Muhammed Anas YAHIYA	IND	17 Sep 94	45.98	
34	7	1	3		Lucas BÚA	ESP	12 Jan 94	46.00	
35	8	5	1		Winston GEORGE	GUY	19 May 87	46.02	
36	6	2	1		Luka JANEŽIČ	SLO	14 Nov 95	46.06	
37	8	1	2		Collins Omae GICHANA	KEN	9 Apr 89	46.10	
38	7	2	9		Steven SOLOMON	AUS	16 May 93	46.27	
39	6	3	4		Samuel GARCÍA	ESP	4 Dec 91	46.37	

SUMMARY
400 Metres Men - Round 1

5 August 2017

RANK	PLACE	HEAT	LANE	BIB	NAME	COUNTRY	DATE of BIRTH	RESULT
40	7	3	2		Pieter CONRADIE	RSA	20 Oct 94	46.62
41	5	6	5		Samson Oghenewegba NATHANIEL	NGR	29 Aug 97	46.63
42	8	3	1		Warren HAZEL	SKN	11 Feb 96	46.96
43	8	2	7		Kimorie SHEARMAN	VIN	3 Aug 92	47.05
44	7	4	2		Yilmar HERRERA	COL	29 Apr 96	47.18
45	6	6	8		Takamasa KITAGAWA	JPN	5 Sep 96	47.35
46	7	6	7		Karabo SIBANDA	BOT	2 Jul 98	47.44
47	9	1	1		Bachir MAHAMAT	CHA	1 Dec 96	47.50
48	9	5	4		Sailosi TUBUILAGI	FIJ	2 Feb 97	48.98
49	9	3	5		Narek GHUKASYAN	ARM	18 Oct 92	49.70 SB
			2	8	Nery BRENES	CRC	25 Sep 85	DQ 163.3(a)
			4	6	Steven GAYLE	JAM	19 Mar 94	DQ 163.3(a)
			6	2	Emmanuel DASOR	GHA	14 Sep 95	DNS

NOTE IAAF Rule 163.3(a) - Lane infringement

ALL-TIME OUTDOOR TOP LIST				SEASON OUTDOOR TOP LIST			
RESULT	NAME	VENUE	DATE	RESULT	NAME	VENUE	2017
43.03	Wayde VAN NIEKERK (RSA)	le Janeiro (Estádio Olímpico)	14 Aug 16	43.62	Wayde VAN NIEKERK (RSA)	Lausanne (Pontaise)	6 Jul
43.18	Michael JOHNSON (USA)	Sevilla (La Cartuja)	26 Aug 99	43.70	Fred KERLEY (USA)	Austin (Myers Stadium), TX	26 May
43.29	Harry REYNOLDS (USA)	Zürich (Letzigrund)	17 Aug 88	43.84	Isaac MAKWALA (BOT)	Monaco (Stade Louis II)	21 Jul
43.45	Jeremy WARINER (USA)	Osaka (Nagai Stadium)	31 Aug 07	44.02	Baboloki THEBE (BOT)	Lausanne (Pontaise)	6 Jul
43.50	Quincy WATTS (USA)	Barcelona (Estadio Olímpico)	5 Aug 92	44.22	Gil ROBERTS (USA)	Sacramento (Hornet Stadium), CA	24 Jun
43.65	LaShawn MERRITT (USA)	Beijing (National Stadium)	26 Aug 15	44.26	Steven GARDINER (BAH)	St. George's (National Stadium)	8 Apr
43.70	Fred KERLEY (USA)	Austin (Myers Stadium), TX	26 May 17	44.47	Wilbert LONDON III (USA)	Sacramento (Hornet Stadium), CA	24 Jun
43.72	Isaac MAKWALA (BOT)	La Chaux-de-Fonds (La Charrière)	5 Jul 15	44.47	Vernon NORWOOD (USA)	Lausanne (Pontaise)	6 Jul
43.74	Kirani JAMES (GRN)	Lausanne (Pontaise)	3 Jul 14	44.50	Bryshon NELLUM (USA)	Sacramento (Hornet Stadium), CA	24 Jun
43.81	Danny EVERETT (USA)	New Orleans, LA	26 Jun 92	44.51	Tony MCQUAY (USA)	Sacramento (Hornet Stadium), CA	24 Jun

RESULTS



400 Metres Men - Round 1

First 3 in each heat (Q) and the next 6 fastest (q) advance to the Semi-Finals

RECORDS	RESULT	NAME	COUNTRY	AGE	VENUE	DATE
World Record WR	43.03	Wayde VAN NIEKERK	RSA	24	Rio de Janeiro (Estádio Olímpico)	14 Aug 2016
Championships Record CR	43.18	Michael JOHNSON	USA	32	Sevilla (La Cartuja)	26 Aug 1999
World Leading WL	43.62	Wayde VAN NIEKERK	RSA	25	Lausanne (Pontaise)	6 Jul 2017
Area Record AR		National Record NR		Personal Best PB		Season Best SB

Heat 1 **6** **5 August 2017** 10:45 START TIME 17° C TEMPERATURE 68 % HUMIDITY

PLACE	NAME	COUNTRY	DATE of BIRTH	LANE	RESULT	REACTION	Fn
1	Fred KERLEY	USA	7 May 95	7	44.92 (.912) Q	0.151	
2	Lalonde GORDON	TTO	25 Nov 88	8	45.02 Q SB	0.187	
3	Kévin BORLÉE	BEL	22 Feb 88	6	45.09 Q	0.147	
4	Pavel MASLÁK	CZE	21 Feb 91	9	45.10 (.091) q SB	0.198	
5	Matthew HUDSON-SMITH	GBR	26 Oct 94	5	45.31 q	0.152	
6	Lucas CARVALHO	BRA	16 Jul 93	4	45.86	0.169	
7	Lucas BÚA	ESP	12 Jan 94	3	46.00	0.153	
8	Collins Omae GICHANA	KEN	9 Apr 89	2	46.10	0.192	
9	Bachir MAHAMAT	CHA	1 Dec 96	1	47.50	0.224	

Heat 2 **6** **5 August 2017** 10:53 START TIME 18° C TEMPERATURE 60 % HUMIDITY

PLACE	NAME	COUNTRY	DATE of BIRTH	LANE	RESULT	REACTION	Fn
1	Wayde VAN NIEKERK	RSA	15 Jul 92	5	45.27 (.265) Q	0.185	
2	Davide RE	ITA	16 Mar 93	2	45.71 Q	0.163	
3	Machel CEDENIO	TTO	6 Sep 95	3	45.77 Q	0.216	
4	Teddy ATINE - VENEL	FRA	16 Mar 85	4	45.90	0.153	
5	Yoandys LESCAY	CUB	5 Jan 94	6	45.93	0.228	
6	Luka JANEŽIČ	SLO	14 Nov 95	1	46.06	0.244	
7	Steven SOLOMON	AUS	16 May 93	9	46.27	0.220	
8	Kimorie SHEARMAN	VIN	3 Aug 92	7	47.05	0.172	
	Nery BRENES	CRC	25 Sep 85	8	DQ 163.3(a)	0.194	

NOTE IAAF Rule 163.3(a) - Lane infringement

Heat 3 **6** **5 August 2017** 11:02 START TIME 19° C TEMPERATURE 56 % HUMIDITY

PLACE	NAME	COUNTRY	DATE of BIRTH	LANE	RESULT	REACTION	Fn
1	Baboloki THEBE	BOT	18 Mar 97	6	44.82 Q	0.184	
2	Demish GAYE	JAM	20 Jan 93	8	44.98 Q	0.206	
3	Dwayne COWAN	GBR	1 Jan 85	3	45.39 Q	0.162	
4	Boniface Ontuga MWERESA	KEN	13 Nov 93	7	45.58 q	0.219	
5	Rafal OMEJKO	POL	16 Jan 89	9	45.69 q	0.271	
6	Samuel GARCÍA	ESP	4 Dec 91	4	46.37	0.176	
7	Pieter CONRADIE	RSA	20 Oct 94	2	46.62	0.141	
8	Warren HAZEL	SKN	11 Feb 96	1	46.96	0.173	
9	Narek GHUKASYAN	ARM	18 Oct 92	5	49.70 SB	0.198	

RESULTS
400 Metres Men - Round 1

Heat 4

6

5 August 2017 11:11 START TIME

19° C TEMPERATURE 56 % HUMIDITY

PLACE	NAME	COUNTRY	DATE OF BIRTH	LANE	RESULT	REACTION	Fn
1	Steven GARDINER	BAH	12 Sep 95	7	44.75	Q	0.230
2	Wilbert LONDON III	USA	17 Aug 97	5	45.10 (.092)	Q	0.221
3	Brian GREGAN	IRL	31 Dec 89	4	45.37	Q	0.186
4	Jonathan BORLÉE	BEL	22 Feb 88	9	45.70	q	0.174
5	Luguelín SANTOS	DOM	12 Nov 93	8	45.73		0.182
6	Mamoudou Eliman HANNE	FRA	6 Mar 88	3	45.89		0.137
7	Yilmar HERRERA	COL	29 Apr 96	2	47.18		0.204
	Steven GAYLE	JAM	19 Mar 94	6	DQ 163.3(a)		0.198

NOTE IAAF Rule 163.3(a) - Lane infringement

Heat 5

6

5 August 2017 11:21 START TIME

19° C TEMPERATURE 56 % HUMIDITY

PLACE	NAME	COUNTRY	DATE OF BIRTH	LANE	RESULT	REACTION	Fn
1	Isaac MAKWALA	BOT	29 Sep 86	6	44.55	Q	0.232
2	LaShawn MERRITT	USA	27 Jun 86	9	45.00	Q	0.219
3	Jamal WALTON	CAY	25 Nov 98	2	45.05	Q	0.153
4	Óscar HUSILLOS	ESP	18 Jul 93	5	45.22	q PB	0.167
5	Raymond KIBET	KEN	4 Feb 96	3	45.75 (.748)		0.252
6	Martyn ROONEY	GBR	3 Apr 87	8	45.75 (.750)		0.145
7	Renny QUOW	TTO	25 Aug 87	7	45.95		0.149
8	Winston GEORGE	GUY	19 May 87	1	46.02		0.239
9	Sailosi TUBUILAGI	FIJ	2 Feb 97	4	48.98		0.173

Heat 6

6

5 August 2017 11:29 START TIME

19° C TEMPERATURE 56 % HUMIDITY

PLACE	NAME	COUNTRY	DATE OF BIRTH	LANE	RESULT	REACTION	Fn
1	Nathon ALLEN	JAM	28 Oct 95	6	44.91	Q	0.144
2	Gil ROBERTS	USA	15 Mar 89	3	44.92 (.917)	Q	0.226
3	Abdallah HAROUN	QAT	1 Jan 97	9	45.27 (.264)	Q	0.204
4	Muhammed Anas YAHIYA	IND	17 Sep 94	4	45.98		0.155
5	Samson Oghenewegba NATHANIEL	NGR	29 Aug 97	5	46.63		0.200
6	Takamasa KITAGAWA	JPN	5 Sep 96	8	47.35		0.158
7	Karabo SIBANDA	BOT	2 Jul 98	7	47.44		0.153
	Emmanuel DASOR	GHA	14 Sep 95	2	DNS		

ALL-TIME OUTDOOR TOP LIST

RESULT	NAME	VENUE	DATE
43.03	Wayde VAN NIEKERK (RSA)	le Janeiro (Estádio Olímpico)	14 Aug 16
43.18	Michael JOHNSON (USA)	Sevilla (La Cartuja)	26 Aug 99
43.29	Harry REYNOLDS (USA)	Zürich (Letzigrund)	17 Aug 88
43.45	Jeremy WARINER (USA)	Osaka (Nagai Stadium)	31 Aug 07
43.50	Quincy WATTS (USA)	Barcelona (Estadio Olímpico)	5 Aug 92
43.65	LaShawn MERRITT (USA)	Beijing (National Stadium)	26 Aug 15
43.70	Fred KERLEY (USA)	Austin (Myers Stadium), TX	26 May 17
43.72	Isaac MAKWALA (BOT)	La Chaux-de-Fonds (La Charrière)	5 Jul 15
43.74	Kirani JAMES (GRN)	Lausanne (Pontaise)	3 Jul 14
43.81	Danny EVERETT (USA)	New Orleans, LA	26 Jun 92

SEASON OUTDOOR TOP LIST

RESULT	NAME	VENUE	2017
43.62	Wayde VAN NIEKERK (RSA)	Lausanne (Pontaise)	6 Jul
43.70	Fred KERLEY (USA)	Austin (Myers Stadium), TX	26 May
43.84	Isaac MAKWALA (BOT)	Monaco (Stade Louis II)	21 Jul
44.02	Baboloki THEBE (BOT)	Lausanne (Pontaise)	6 Jul
44.22	Gil ROBERTS (USA)	Sacramento (Hornet Stadium), CA	24 Jun
44.26	Steven GARDINER (BAH)	St. George's (National Stadium)	8 Apr
44.47	Wilbert LONDON III (USA)	Sacramento (Hornet Stadium), CA	24 Jun
44.47	Vernon NORWOOD (USA)	Lausanne (Pontaise)	6 Jul
44.50	Bryshon NELLUM (USA)	Sacramento (Hornet Stadium), CA	24 Jun
44.51	Tony MCQUAY (USA)	Sacramento (Hornet Stadium), CA	24 Jun



RESULTS



800 Metres Men - Final

RECORDS	RESULT	NAME	COUNTRY	AGE	VENUE	DATE
World Record WR	1:40.91	David Lekuta RUDISHA	KEN	24	London (Olympic Stadium)	9 Aug 2012
Championships Record CR	1:43.06	Billy KONCHELLAH	KEN	26	Roma (Stadio Olimpico)	1 Sep 1987
World Leading WL	1:43.10	Emmanuel Kipkurui KORIR	KEN	22	Monaco (Stade Louis II)	21 Jul 2017
Area Record AR		National Record NR		Personal Best PB		Season Best SB

8 August 2017 21:36 START TIME 19° C TEMPERATURE 56 % HUMIDITY

PLACE	NAME	COUNTRY	DATE OF BIRTH	LANE	RESULT
1	Pierre-Ambroise BOSSE	FRA	11 May 92	4	1:44.67 SB
2	Adam KSZCZOT	POL	2 Sep 89	8	1:44.95 SB
3	Kipyegon BETT	KEN	1 Feb 98	6	1:45.21
4	Kyle LANGFORD	GBR	2 Feb 96	3	1:45.25 PB
5	Nijel AMOS	BOT	15 Mar 94	5	1:45.83
6	Mohammed AMAN	ETH	10 Jan 94	2	1:46.06
7	Thiago ANDRÉ	BRA	4 Aug 95	9	1:46.30
8	Brandon MCBRIDE	CAN	15 Jun 94	7	1:47.09

INTERMEDIATE TIMES	400m	760	Brandon MCBRIDE	50.78
---------------------------	------	-----	-----------------	-------

ALL-TIME OUTDOOR TOP LIST				SEASON OUTDOOR TOP LIST			
RESULT	NAME	VENUE	DATE	RESULT	NAME	VENUE	2017
1:40.91	David Lekuta RUDISHA (KEN)	London (Olympic Stadium)	9 Aug 12	1:43.10	Emmanuel Kipkurui KORIR (KEN)	Monaco (Stade Louis II)	21 Jul
1:41.11	Wilson KIPKETER (DEN)	Köln	24 Aug 97	1:43.18	Nijel AMOS (BOT)	London (Olympic Stadium)	9 Jul
1:41.73	Sebastian COE (GBR)	Firenze (Stadio Comunale)	10 Jun 81	1:43.60	Clayton MURPHY (USA)	Torrance (El Camino), CA	15 Apr
1:41.73	Nijel AMOS (BOT)	London (Olympic Stadium)	9 Aug 12	1:43.95	Donavan BRAZIER (USA)	London (Olympic Stadium)	9 Jul
1:41.77	Joaquim CRUZ (BRA)	Köln	26 Aug 84	1:44.04	Kipyegon BETT (KEN)	Nairobi (Nyayo Stadium)	24 Jun
1:42.23	Abubaker KAKI (SUD)	Oslo (Bislett)	4 Jun 10	1:44.37	Ferguson Cheruiyot ROTICH (KEN)	Paris (Stade Charléty)	1 Jul
1:42.28	Sammy KOSKEI (KEN)	Köln	26 Aug 84	1:44.41	Brandon MCBRIDE (CAN)	Monaco (Stade Louis II)	21 Jul
1:42.34	Wilfred BUNGEI (KEN)	Rieti	8 Sep 02	1:44.43	Asbel KIPROP (KEN)	London (Olympic Stadium)	9 Jul
1:42.37	Mohammed AMAN (ETH)	Bruxelles (Boudewijnstadion)	6 Sep 13	1:44.44	Antoine GAKEME (BDI)	Madrid (Moratalaz)	14 Jul
1:42.47	Yuriy BORZAKOVSKIY (RUS)	Bruxelles	24 Aug 01	1:44.53	Isaiah HARRIS (USA)	Sacramento (Hornet Stadium), CA	25 Jun



RACE ANALYSIS

800 Metres Men - Final



8 August 2017 21:36 START TIME

19° C TEMPERATURE 56 % HUMIDITY

PLACE	BIB	NAME	COUNTRY	DATE of BIRTH	RESULT
400m					
1		Pierre-Ambroise BOSSE	FRA	11 May 92	1:44.67 SB
	51.39 (6)	53.28 (2)			
2		Adam KSZCZOT	POL	2 Sep 89	1:44.95 SB
	51.78 (8)	53.17 (1)			
3		Kipyegon BETT	KEN	1 Feb 98	1:45.21
	51.04 (3)	54.17 (4)			
4		Kyle LANGFORD	GBR	2 Feb 96	1:45.25 PB
	51.61 (7)	53.64 (3)			
5		Nijel AMOS	BOT	15 Mar 94	1:45.83
	50.89 (2)	54.94 (6)			
6		Mohammed AMAN	ETH	10 Jan 94	1:46.06
	51.26 (5)	54.80 (5)			
7		Thiago ANDRÉ	BRA	4 Aug 95	1:46.30
	51.05 (4)	55.25 (7)			
8		Brandon MCBRIDE	CAN	15 Jun 94	1:47.09
	50.78 (1)	56.31 (8)			



RESULT PROGRESSION

800 Metres Men - Final



RECORDS	RESULT	NAME	COUNTRY	AGE	VENUE	DATE
World Record WR	1:40.91	David Lekuta RUDISHA	KEN	24	London (Olympic Stadium)	9 Aug 2012
Championships Record CR	1:43.06	Billy KONCHELLAH	KEN	26	Roma (Stadio Olimpico)	1 Sep 1987
World Leading WL	1:43.10	Emmanuel Kipkurui KORIR	KEN	22	Monaco (Stade Louis II)	21 Jul 2017
Area Record AR		National Record NR		Personal Best PB		Season Best SB

8 August 2017

RANK	BIB	NAME	COUNTRY	DATE of BIRTH	PHASE	HEAT	LANE	PLACE	RESULT	
1		Pierre-Ambroise BOSSE	FRA	11 May 92	Final	1	4	1	1:44.67	SB
					Semi-Final	3	7	4	1:45.63	q
					Round 1	5	9	29	1:47.25	Q
2		Adam KSZCZOT	POL	2 Sep 89	Final	1	8	2	1:44.95	SB
					Semi-Final	1	8	10	1:46.24	Q
					Round 1	5	2	30	1:47.36	Q
3		Kipyegon BETT	KEN	1 Feb 98	Final	1	6	3	1:45.21	
					Semi-Final	3	6	1	1:45.02	Q
					Round 1	1	2	4	1:45.76	Q
4		Kyle LANGFORD	GBR	2 Feb 96	Final	1	3	4	1:45.25	PB
					Semi-Final	2	2	5	1:45.81	Q
					Round 1	2	2	17	1:46.38	q
5		Nijel AMOS	BOT	15 Mar 94	Final	1	5	5	1:45.83	
					Semi-Final	1	6	13	1:46.29	Q
					Round 1	5	7	27	1:47.10	Q
6		Mohammed AMAN	ETH	10 Jan 94	Final	1	2	6	1:46.06	
					Semi-Final	3	3	2	1:45.40	SB
					Round 1	6	2	7	1:45.81	Q
7		Thiago ANDRÉ	BRA	4 Aug 95	Final	1	9	7	1:46.30	
					Semi-Final	3	5	6	1:45.83	q
					Round 1	4	8	28	1:47.22	Q
8		Brandon MCBRIDE	CAN	15 Jun 94	Final	1	7	8	1:47.09	
					Semi-Final	2	6	3	1:45.53	Q
					Round 1	2	6	3	1:45.69	Q

ALL-TIME OUTDOOR TOP LIST				SEASON OUTDOOR TOP LIST			
RESULT	NAME	VENUE	DATE	RESULT	NAME	VENUE	2017
1:40.91	David Lekuta RUDISHA (KEN)	London (Olympic Stadium)	9 Aug 12	1:43.10	Emmanuel Kipkurui KORIR (KEN)	Monaco (Stade Louis II)	21 Jul
1:41.11	Wilson KIPKETER (DEN)	Köln	24 Aug 97	1:43.18	Nijel AMOS (BOT)	London (Olympic Stadium)	9 Jul
1:41.73	Sebastian COE (GBR)	Firenze (Stadio Comunale)	10 Jun 81	1:43.60	Clayton MURPHY (USA)	Torrance (El Camino, CA)	15 Apr
1:41.73	Nijel AMOS (BOT)	London (Olympic Stadium)	9 Aug 12	1:43.95	Donavan BRAZIER (USA)	London (Olympic Stadium)	9 Jul
1:41.77	Joaquim CRUZ (BRA)	Köln	26 Aug 84	1:44.04	Kipyegon BETT (KEN)	Nairobi (Nyayo Stadium)	24 Jun
1:42.23	Abubaker KAKI (SUD)	Oslo (Bislett)	4 Jun 10	1:44.37	Ferguson Cheruiyot ROTICH (KEN)	Paris (Stade Charléty)	1 Jul
1:42.28	Sammy KOSKEI (KEN)	Köln	26 Aug 84	1:44.41	Brandon MCBRIDE (CAN)	Monaco (Stade Louis II)	21 Jul
1:42.34	Wilfred BUNGEI (KEN)	Rieti	8 Sep 02	1:44.43	Asbel KIPROP (KEN)	London (Olympic Stadium)	9 Jul
1:42.37	Mohammed AMAN (ETH)	Bruxelles (Boudewijnstadion)	6 Sep 13	1:44.44	Antoine GAKEME (BDI)	Madrid (Moratalaz)	14 Jul
1:42.47	Yuriy BORZAKOVSKIY (RUS)	Bruxelles	24 Aug 01	1:44.53	Isaiah HARRIS (USA)	Sacramento (Hornet Stadium), CA	25 Jun

SUMMARY



800 Metres Men - Semi-Final

First 2 in each heat (Q) and the next 2 fastest (q) advance to the Final

RECORDS	RESULT	NAME	COUNTRY	AGE	VENUE	DATE
World Record WR	1:40.91	David Lekuta RUDISHA	KEN	24	London (Olympic Stadium)	9 Aug 2012
Championships Record CR	1:43.06	Billy KONCHELLAH	KEN	26	Roma (Stadio Olimpico)	1 Sep 1987
World Leading WL	1:43.10	Emmanuel Kipkurui KORIR	KEN	22	Monaco (Stade Louis II)	21 Jul 2017
Area Record AR		National Record NR		Personal Best PB		Season Best SB

6 August 2017

RANK	PLACE	HEAT	LANE	BIB	NAME	COUNTRY	DATE of BIRTH	RESULT
1	1	3	6		Kipyegon BETT	KEN	1 Feb 98	1:45.02 Q
2	2	3	3		Mohammed AMAN	ETH	10 Jan 94	1:45.40 Q SB
3	1	2	6		Brandon MCBRIDE	CAN	15 Jun 94	1:45.53 Q
4	3	3	7		Pierre-Ambroise BOSSE	FRA	11 May 92	1:45.63 q
5	2	2	2		Kyle LANGFORD	GBR	2 Feb 96	1:45.81 Q
6	4	3	5		Thiago ANDRÉ	BRA	4 Aug 95	1:45.83 q
7	3	2	9		Marcin LEWANDOWSKI	POL	13 Jun 87	1:45.93
8	4	2	5		Emmanuel Kipkurui KORIR	KEN	15 Jun 95	1:46.08
9	5	3	2		Michal ROZMYŚ	POL	13 Mar 95	1:46.10
10	1	1	8		Adam KSZCZOT	POL	2 Sep 89	1:46.24 Q
11	6	3	8		Andreas KRAMER	SWE	13 Apr 97	1:46.25
12	7	3	4		Donavan BRAZIER	USA	15 Apr 97	1:46.27
13	2	1	6		Nijel AMOS	BOT	15 Mar 94	1:46.29 Q
14	5	2	7		Drew WINDLE	USA	22 Jul 92	1:46.33
15	3	1	4		Ferguson Cheruiyot ROTICH	KEN	30 Nov 89	1:46.49
16	8	3	9		Álvaro DE ARRIBA	ESP	2 Jun 94	1:46.64
17	4	1	5		Isaiah HARRIS	USA	18 Oct 96	1:46.66
18	6	2	3		Ebrahim ALZOFAIRI	KUW	8 May 89	1:46.68
19	5	1	2		Guy LEARMONTH	GBR	20 Apr 92	1:46.75
20	6	1	7		Elliot GILES	GBR	26 May 94	1:46.95
21	7	2	4		Antoine GAKEME	BDI	24 Dec 91	1:47.08
22	7	1	3		Abdessalem AYOUNI	TUN	16 May 94	1:47.39
23	8	1	9		Kevin LÓPEZ	ESP	12 Jun 90	1:47.62
		2	8		Thijmen KUPERS	NED	4 Oct 91	DNS

ALL-TIME OUTDOOR TOP LIST

SEASON OUTDOOR TOP LIST

RESULT	NAME	VENUE	DATE	RESULT	NAME	VENUE	2017
1:40.91	David Lekuta RUDISHA (KEN)	London (Olympic Stadium)	9 Aug 12	1:43.10	Emmanuel Kipkurui KORIR (KEN)	Monaco (Stade Louis II)	21 Jul
1:41.11	Wilson KIPKETER (DEN)	Köln	24 Aug 97	1:43.18	Nijel AMOS (BOT)	London (Olympic Stadium)	9 Jul
1:41.73	Sebastian COE (GBR)	Firenze (Stadio Comunale)	10 Jun 81	1:43.60	Clayton MURPHY (USA)	Torrance (El Camino), CA	15 Apr
1:41.73	Nijel AMOS (BOT)	London (Olympic Stadium)	9 Aug 12	1:43.95	Donavan BRAZIER (USA)	London (Olympic Stadium)	9 Jul
1:41.77	Joaquim CRUZ (BRA)	Köln	26 Aug 84	1:44.04	Kipyegon BETT (KEN)	Nairobi (Nyayo Stadium)	24 Jun
1:42.23	Abubaker KAKI (SUD)	Oslo (Bislett)	4 Jun 10	1:44.37	Ferguson Cheruiyot ROTICH (KEN)	Paris (Stade Charléty)	1 Jul
1:42.28	Sammy KOSKEI (KEN)	Köln	26 Aug 84	1:44.41	Brandon MCBRIDE (CAN)	Monaco (Stade Louis II)	21 Jul
1:42.34	Wilfred BUNGEI (KEN)	Rieti	8 Sep 02	1:44.43	Asbel KIPROP (KEN)	London (Olympic Stadium)	9 Jul
1:42.37	Mohammed AMAN (ETH)	Bruxelles (Boudewijnstadion)	6 Sep 13	1:44.44	Antoine GAKEME (BDI)	Madrid (Moratalaz)	14 Jul
1:42.47	Yuriy BORZAKOVSKIY (RUS)	Bruxelles	24 Aug 01	1:44.53	Isaiah HARRIS (USA)	Sacramento (Hornet Stadium), CA	25 Jun

RACE ANALYSIS



800 Metres Men - Semi-Final

First 2 in each heat (Q) and the next 2 fastest (q) advance to the Final

Heat 3

3

6 August 2017 21:32 START TIME

19° C TEMPERATURE 56 % HUMIDITY

PLACE	BIB	NAME	COUNTRY	DATE of BIRTH	RESULT
400m					
1		Kipyegon BETT	KEN	1 Feb 98	1:45.02
	51.51 (1)	53.51 (1)			
2		Mohammed AMAN	ETH	10 Jan 94	1:45.40 SB
	51.65 (3)	53.75 (2)			
3		Pierre-Ambroise BOSSE	FRA	11 May 92	1:45.63
	51.62 (2)	54.01 (4)			
4		Thiago ANDRÈ	BRA	4 Aug 95	1:45.83
	51.84 (4)	53.99 (3)			
5		Michal ROZMYS	POL	13 Mar 95	1:46.10
	52.06 (7)	54.04 (5)			
6		Andreas KRAMER	SWE	13 Apr 97	1:46.25
	52.04 (6)	54.21 (6)			
7		Donavan BRAZIER	USA	15 Apr 97	1:46.27
	51.86 (5)	54.41 (8)			
8		Álvaro DE ARRIBA	ESP	2 Jun 94	1:46.64
	52.28 (8)	54.36 (7)			

RESULTS



800 Metres Men - Semi-Final

First 2 in each heat (Q) and the next 2 fastest (q) advance to the Final

RECORDS	RESULT	NAME	COUNTRY	AGE	VENUE	DATE
World Record WR	1:40.91	David Lekuta RUDISHA	KEN	24	London (Olympic Stadium)	9 Aug 2012
Championships Record CR	1:43.06	Billy KONCHELLAH	KEN	26	Roma (Stadio Olimpico)	1 Sep 1987
World Leading WL	1:43.10	Emmanuel Kipkurui KORIR	KEN	22	Monaco (Stade Louis II)	21 Jul 2017
Area Record AR		National Record NR		Personal Best PB		Season Best SB

Heat 1 3 6 August 2017 21:15 START TIME 19° C TEMPERATURE 56 % HUMIDITY

PLACE	NAME	COUNTRY	DATE OF BIRTH	LANE	RESULT	
1	Adam KSZCZOT	POL	2 Sep 89	8	1:46.24	Q
2	Nijel AMOS	BOT	15 Mar 94	6	1:46.29	Q
3	Ferguson Cheruiyot ROTICH	KEN	30 Nov 89	4	1:46.49	
4	Isaiah HARRIS	USA	18 Oct 96	5	1:46.66	
5	Guy LEARMONTH	GBR	20 Apr 92	2	1:46.75	
6	Elliot GILES	GBR	26 May 94	7	1:46.95	
7	Abdessalem AYOUNI	TUN	16 May 94	3	1:47.39	
8	Kevin LÓPEZ	ESP	12 Jun 90	9	1:47.62	

INTERMEDIATE TIMES	400m	1145 Ferguson Cheruiyot ROTICH	52.98
--------------------	------	--------------------------------	-------

Heat 2 3 6 August 2017 21:23 START TIME 19° C TEMPERATURE 56 % HUMIDITY

PLACE	NAME	COUNTRY	DATE OF BIRTH	LANE	RESULT	
1	Brandon MCBRIDE	CAN	15 Jun 94	6	1:45.53	Q
2	Kyle LANGFORD	GBR	2 Feb 96	2	1:45.81	Q
3	Marcin LEWANDOWSKI	POL	13 Jun 87	9	1:45.93	
4	Emmanuel Kipkurui KORIR	KEN	15 Jun 95	5	1:46.08	
5	Drew WINDLE	USA	22 Jul 92	7	1:46.33	
6	Ebrahim ALZOFAIRI	KUW	8 May 89	3	1:46.68	
7	Antoine GAKEME	BDI	24 Dec 91	4	1:47.08	
	Thijmen KUPERS	NED	4 Oct 91	8	DNS	

INTERMEDIATE TIMES	400m	760 Brandon MCBRIDE	50.85
--------------------	------	---------------------	-------

Heat 3 3 6 August 2017 21:32 START TIME 19° C TEMPERATURE 56 % HUMIDITY

PLACE	NAME	COUNTRY	DATE OF BIRTH	LANE	RESULT	
1	Kipyegon BETT	KEN	1 Feb 98	6	1:45.02	Q
2	Mohammed AMAN	ETH	10 Jan 94	3	1:45.40	Q SB
3	Pierre-Ambroise BOSSE	FRA	11 May 92	7	1:45.63	q
4	Thiago ANDRÉ	BRA	4 Aug 95	5	1:45.83	q
5	Michal ROZMYS	POL	13 Mar 95	2	1:46.10	
6	Andreas KRAMER	SWE	13 Apr 97	8	1:46.25	
7	Donavan BRAZIER	USA	15 Apr 97	4	1:46.27	
8	Álvaro DE ARRIBA	ESP	2 Jun 94	9	1:46.64	

INTERMEDIATE TIMES	400m	1126 Kipyegon BETT	51.51
--------------------	------	--------------------	-------

RESULTS
800 Metres Men - Semi-Final

ALL-TIME OUTDOOR TOP LIST				SEASON OUTDOOR TOP LIST			
RESULT	NAME	VENUE	DATE	RESULT	NAME	VENUE	2017
1:40.91	David Lekuta RUDISHA (KEN)	London (Olympic Stadium)	9 Aug 12	1:43.10	Emmanuel Kipkurui KORIR (KEN)	Monaco (Stade Louis II)	21 Jul
1:41.11	Wilson KIPKETER (DEN)	Köln	24 Aug 97	1:43.18	Nijel AMOS (BOT)	London (Olympic Stadium)	9 Jul
1:41.73	Sebastian COE (GBR)	Firenze (Stadio Comunale)	10 Jun 81	1:43.60	Clayton MURPHY (USA)	Torrance (El Camino), CA	15 Apr
1:41.73	Nijel AMOS (BOT)	London (Olympic Stadium)	9 Aug 12	1:43.95	Donavan BRAZIER (USA)	London (Olympic Stadium)	9 Jul
1:41.77	Joaquim CRUZ (BRA)	Köln	26 Aug 84	1:44.04	Kipyegon BETT (KEN)	Nairobi (Nyayo Stadium)	24 Jun
1:42.23	Abubaker KAKI (SUD)	Oslo (Bislett)	4 Jun 10	1:44.37	Ferguson Cheruiyot ROTICH (KEN)	Paris (Stade Charléty)	1 Jul
1:42.28	Sammy KOSKEI (KEN)	Köln	26 Aug 84	1:44.41	Brandon MCBRIDE (CAN)	Monaco (Stade Louis II)	21 Jul
1:42.34	Wilfred BUNGEI (KEN)	Rieti	8 Sep 02	1:44.43	Asbel KIPROP (KEN)	London (Olympic Stadium)	9 Jul
1:42.37	Mohammed AMAN (ETH)	Bruxelles (Boudewijnstadion)	6 Sep 13	1:44.44	Antoine GAKEME (BDI)	Madrid (Moratalaz)	14 Jul
1:42.47	Yuriy BORZAKOVSKIY (RUS)	Bruxelles	24 Aug 01	1:44.53	Isaiah HARRIS (USA)	Sacramento (Hornet Stadium), CA	25 Jun

SUMMARY



800 Metres Men - Round 1

First 3 in each heat (Q) and the next 6 fastest (q) advance to the Semi-Finals

RECORDS	RESULT	NAME	COUNTRY	AGE	VENUE	DATE
World Record WR	1:40.91	David Lekuta RUDISHA	KEN	24	London (Olympic Stadium)	9 Aug 2012
Championships Record CR	1:43.06	Billy KONCHELLAH	KEN	26	Roma (Stadio Olimpico)	1 Sep 1987
World Leading WL	1:43.10	Emmanuel Kipkurui KORIR	KEN	22	Monaco (Stade Louis II)	21 Jul 2017
Area Record AR		National Record NR		Personal Best PB		Season Best SB

5 August 2017

RANK	PLACE	HEAT	LANE	BIB	NAME	COUNTRY	DATE of BIRTH	RESULT
1	1	2	4		Thijmen KUPERS	NED	4 Oct 91	1:45.53 Q
2	1	6	6		Donavan BRAZIER	USA	15 Apr 97	1:45.65 Q
3	2	2	6		Brandon MCBRIDE	CAN	15 Jun 94	1:45.69 Q
4	1	1	2		Kipyegon BETT	KEN	1 Feb 98	1:45.76 Q
5	3	2	3		Kevin LÓPEZ	ESP	12 Jun 90	1:45.77 (.763) Q
6	1	3	9		Ferguson Cheruiyot ROTICH	KEN	30 Nov 89	1:45.77 (.770) Q
7	2	6	2		Mohammed AMAN	ETH	10 Jan 94	1:45.81 Q
8	2	3	7		Isaiah HARRIS	USA	18 Oct 96	1:45.82 Q
9	3	3	5		Elliot GILES	GBR	26 May 94	1:45.86 Q
10	3	6	8		Guy LEARMONTH	GBR	20 Apr 92	1:45.90 Q
11	4	2	7		Antoine GAKEME	BDI	24 Dec 91	1:45.97 q
12	2	1	9		Andreas KRAMER	SWE	13 Apr 97	1:45.98 Q
13	3	1	6		Drew WINDLE	USA	22 Jul 92	1:46.08 Q
14	4	6	5		Marcin LEWANDOWSKI	POL	13 Jun 87	1:46.17 q
15	4	1	3		Abdessalem AYOUNI	TUN	16 May 94	1:46.19 q
16	4	3	8		Ebrahim ALZOFAIRI	KUW	8 May 89	1:46.29 q PB
17	5	2	2		Kyle LANGFORD	GBR	2 Feb 96	1:46.38 q
18	5	3	2		Álvaro DE ARRIBA	ESP	2 Jun 94	1:46.42 q
19	5	1	7		Andrés ARROYO	PUR	7 Jun 95	1:46.46
20	6	1	5		Edose IBADIN	NGR	27 Feb 93	1:46.51
21	5	6	4		Amel TUKA	BIH	9 Jan 91	1:46.54
22	6	2	8		Jesús Tonatiu LÓPEZ	MEX	2 Aug 97	1:46.71
23	6	3	4		Abdelati EL GUESSE	MAR	27 Feb 93	1:46.74
24	1	4	9		Emmanuel Kipkurui KORIR	KEN	15 Jun 95	1:47.08 Q
25	7	2	5		Leandro PARIS	ARG	16 Feb 95	1:47.09 (.087) PB
26	2	4	4		Michal ROZMYŚ	POL	13 Mar 95	1:47.09 (.088) Q
27	1	5	7		Nijel AMOS	BOT	15 Mar 94	1:47.10 Q
28	3	4	8		Thiago ANDRÉ	BRA	4 Aug 95	1:47.22 Q
29	2	5	9		Pierre-Ambroise BOSSE	FRA	11 May 92	1:47.25 Q
30	3	5	2		Adam KSZCZOT	POL	2 Sep 89	1:47.36 Q
31	4	5	6		Mostafa SMAILI	MAR	9 Jan 97	1:47.50
32	4	4	3		Alex AMANKWAH	GHA	2 Mar 92	1:47.56
33	5	4	2		Marc REUTHER	GER	23 Jun 96	1:47.78
34	5	5	8		Mark ENGLISH	IRL	18 Mar 93	1:48.01
35	6	5	3		Abu Salim MAYANJA	UGA	9 Oct 95	1:48.11
36	6	4	6		Samir DAHMANI	FRA	3 Apr 91	1:48.62
37	8	2	9		Pol MOYA	AND	9 Dec 96	1:49.06
38	7	4	7		Peter BOL	AUS	22 Feb 94	1:49.65
39	6	6	9		Astrit KRYEZIU	KOS	22 Oct 91	1:49.94

SUMMARY
800 Metres Men - Round 1

5 August 2017

RANK	PLACE	HEAT	LANE	BIB	NAME	COUNTRY	DATE of BIRTH	RESULT	
40	8	4	5		Ahmed Bashir FARAH	ART	5 Jun 97	1:50.04	PB
41	7	3	3		Ryan SÁNCHEZ	PUR	22 Jun 98	1:50.74	
42	7	5	4		Francky MBOTTO	CAF	2 Sep 97	1:51.76	
43	7	1	8		Saud ALZAABI	UAE	7 Aug 88	1:53.34	
44	8	1	1		Pyae Sone MAUNG	MYA	13 Feb 97	2:13.38	
			1	4	Amine BELFERAR	ALG	16 Feb 91	DNF	
			5	5	Hamada MOHAMED	EGY	22 Oct 92	DNF	
			6	3	Daniel ANDÚJAR	ESP	14 May 94	DQ	163.2
			6	7	Michael Loturomom SARUNI	KEN	18 Jun 95	DNS	
			3	6	Wesam ALMASSRI	PLE	23 Nov 90	DNS	

NOTE IAAF Rule 163.2 - Jostling / Obstruction

ALL-TIME OUTDOOR TOP LIST

RESULT	NAME	VENUE	DATE
1:40.91	David Lekuta RUDISHA (KEN)	London (Olympic Stadium)	9 Aug 12
1:41.11	Wilson KIPKETER (DEN)	Köln	24 Aug 97
1:41.73	Sebastian COE (GBR)	Firenze (Stadio Comunale)	10 Jun 81
1:41.73	Nijel AMOS (BOT)	London (Olympic Stadium)	9 Aug 12
1:41.77	Joaquim CRUZ (BRA)	Köln	26 Aug 84
1:42.23	Abubaker KAKI (SUD)	Oslo (Bislett)	4 Jun 10
1:42.28	Sammy KOSKEI (KEN)	Köln	26 Aug 84
1:42.34	Wilfred BUNGEI (KEN)	Rieti	8 Sep 02
1:42.37	Mohammed AMAN (ETH)	Bruxelles (Boudewijnstadion)	6 Sep 13
1:42.47	Yuriy BORZAKOVSKIY (RUS)	Bruxelles	24 Aug 01

SEASON OUTDOOR TOP LIST

RESULT	NAME	VENUE	2017
1:43.10	Emmanuel Kipkurui KORIR (KEN)	Monaco (Stade Louis II)	21 Jul
1:43.18	Nijel AMOS (BOT)	London (Olympic Stadium)	9 Jul
1:43.60	Clayton MURPHY (USA)	Torrance (El Camino), CA	15 Apr
1:43.95	Donavan BRAZIER (USA)	London (Olympic Stadium)	9 Jul
1:44.04	Kipyeqon BETT (KEN)	Nairobi (Nyayo Stadium)	24 Jun
1:44.37	Ferguson Cheruiyot ROTICH (KEN)	Paris (Stade Charléty)	1 Jul
1:44.41	Brandon MCBRIDE (CAN)	Monaco (Stade Louis II)	21 Jul
1:44.43	Asbel KIPROP (KEN)	London (Olympic Stadium)	9 Jul
1:44.44	Antoine GAKEME (BDI)	Madrid (Moratalaz)	14 Jul
1:44.53	Isaiah HARRIS (USA)	Sacramento (Hornet Stadium), CA	25 Jun

RACE ANALYSIS



800 Metres Men - Round 1

First 3 in each heat (Q) and the next 6 fastest (q) advance to the Semi-Finals

Heat 6 **6**

5 August 2017 13:29 START TIME

18° C TEMPERATURE 68 % HUMIDITY

PLACE	BIB	NAME	COUNTRY	DATE of BIRTH	RESULT
400m					
1		Donavan BRAZIER	USA	15 Apr 97	1:45.65
	51.90 (1)				
		53.75 (4)			
2		Mohammed AMAN	ETH	10 Jan 94	1:45.81
	53.04 (6)				
		52.77 (1)			
3		Guy LEARMONTH	GBR	20 Apr 92	1:45.90
	52.13 (2)				
		53.77 (5)			
4		Marcin LEWANDOWSKI	POL	13 Jun 87	1:46.17
	53.07 (7)				
		53.10 (2)			
5		Amel TUKA	BIH	9 Jan 91	1:46.54
	52.84 (5)				
		53.70 (3)			
6		Astrit KRYEZIU	KOS	22 Oct 91	1:49.94
	52.34 (3)				
		57.60 (7)			
		Daniel ANDÚJAR	ESP	14 May 94	DQ
	52.54 (4)				163.2
		54.06 (6)			
		Michael Loturomom SARUNI	KEN	18 Jun 95	DNS

NOTE IAAF Rule 163.2 - Jostling / Obstruction

RESULTS



800 Metres Men - Round 1

First 3 in each heat (Q) and the next 6 fastest (q) advance to the Semi-Finals

RECORDS	RESULT	NAME	COUNTRY	AGE	VENUE	DATE
World Record WR	1:40.91	David Lekuta RUDISHA	KEN	24	London (Olympic Stadium)	9 Aug 2012
Championships Record CR	1:43.06	Billy KONCHELLAH	KEN	26	Roma (Stadio Olimpico)	1 Sep 1987
World Leading WL	1:43.10	Emmanuel Kipkurui KORIR	KEN	22	Monaco (Stade Louis II)	21 Jul 2017
Area Record AR		National Record NR		Personal Best PB		Season Best SB

Heat 1

6

5 August 2017 12:44 START TIME 19° C TEMPERATURE 56 % HUMIDITY

PLACE	NAME	COUNTRY	DATE OF BIRTH	LANE	RESULT
1	Kipyegon BETT	KEN	1 Feb 98	2	1:45.76 Q
2	Andreas KRAMER	SWE	13 Apr 97	9	1:45.98 Q
3	Drew WINDLE	USA	22 Jul 92	6	1:46.08 Q
4	Abdessalem AYOUNI	TUN	16 May 94	3	1:46.19 q
5	Andrés ARROYO	PUR	7 Jun 95	7	1:46.46
6	Edose IBADIN	NGR	27 Feb 93	5	1:46.51
7	Saud ALZAABI	UAE	7 Aug 88	8	1:53.34
8	Pyae Sone MAUNG	MYA	13 Feb 97	1	2:13.38
	Amine BELFERAR	ALG	16 Feb 91	4	DNF

INTERMEDIATE TIMES	400m	1307	Andreas KRAMER	51.61
--------------------	------	------	----------------	-------

Heat 2

6

5 August 2017 12:53 START TIME 19° C TEMPERATURE 56 % HUMIDITY

PLACE	NAME	COUNTRY	DATE OF BIRTH	LANE	RESULT
1	Thijmen KUPERS	NED	4 Oct 91	4	1:45.53 Q
2	Brandon MCBRIDE	CAN	15 Jun 94	6	1:45.69 Q
3	Kevin LÓPEZ	ESP	12 Jun 90	3	1:45.77 [763] Q
4	Antoine GAKEME	BDI	24 Dec 91	7	1:45.97 q
5	Kyle LANGFORD	GBR	2 Feb 96	2	1:46.38 q
6	Jesús Tonatiu LÓPEZ	MEX	2 Aug 97	8	1:46.71
7	Leandro PARIS	ARG	16 Feb 95	5	1:47.09 [087] PB
8	Pol MOYA	AND	9 Dec 96	9	1:49.06

INTERMEDIATE TIMES	400m	760	Brandon MCBRIDE	51.80
--------------------	------	-----	-----------------	-------

Heat 3

6

5 August 2017 13:02 START TIME 18° C TEMPERATURE 68 % HUMIDITY

PLACE	NAME	COUNTRY	DATE OF BIRTH	LANE	RESULT
1	Ferguson Cheruiyot ROTICH	KEN	30 Nov 89	9	1:45.77 [770] Q
2	Isaiah HARRIS	USA	18 Oct 96	7	1:45.82 Q
3	Elliot GILES	GBR	26 May 94	5	1:45.86 Q
4	Ebrahim ALZOFAIRI	KUW	8 May 89	8	1:46.29 q PB
5	Álvaro DE ARRIBA	ESP	2 Jun 94	2	1:46.42 q
6	Abdelati EL GUESSE	MAR	27 Feb 93	4	1:46.74
7	Ryan SÁNCHEZ	PUR	22 Jun 98	3	1:50.74
	Wesam ALMASSRI	PLE	23 Nov 90	6	DNS

INTERMEDIATE TIMES	400m	1145	Ferguson Cheruiyot ROTICH	51.95
--------------------	------	------	---------------------------	-------



RESULTS
800 Metres Men - Round 1

Heat 4

6

5 August 2017 13:11 START TIME

18° C TEMPERATURE 68 % HUMIDITY

PLACE	NAME	COUNTRY	DATE OF BIRTH	LANE	RESULT
1	Emmanuel Kipkurui KORIR	KEN	15 Jun 95	9	1:47.08 Q
2	Michal ROZMYŚ	POL	13 Mar 95	4	1:47.09 (.088) Q
3	Thiago ANDRÉ	BRA	4 Aug 95	8	1:47.22 Q
4	Alex AMANKWAH	GHA	2 Mar 92	3	1:47.56
5	Marc REUTHER	GER	23 Jun 96	2	1:47.78
6	Samir DAHMANI	FRA	3 Apr 91	6	1:48.62
7	Peter BOL	AUS	22 Feb 94	7	1:49.65
8	Ahmed Bashir FARAH	ART	5 Jun 97	5	1:50.04 PB

INTERMEDIATE TIMES 400m 1006 Marc REUTHER 52.90

Heat 5

6

5 August 2017 13:20 START TIME

18° C TEMPERATURE 68 % HUMIDITY

PLACE	NAME	COUNTRY	DATE OF BIRTH	LANE	RESULT
1	Nijel AMOS	BOT	15 Mar 94	7	1:47.10 Q
2	Pierre-Ambroise BOSSE	FRA	11 May 92	9	1:47.25 Q
3	Adam KSZCZOT	POL	2 Sep 89	2	1:47.36 Q
4	Mostafa SMAILI	MAR	9 Jan 97	6	1:47.50
5	Mark ENGLISH	IRL	18 Mar 93	8	1:48.01
6	Abu Salim MAYANJA	UGA	9 Oct 95	3	1:48.11
7	Francky MBOTTO	CAF	2 Sep 97	4	1:51.76
	Hamada MOHAMED	EGY	22 Oct 92	5	DNF

INTERMEDIATE TIMES 400m 1360 Abu Salim MAYANJA 52.26

Heat 6

6

5 August 2017 13:29 START TIME

18° C TEMPERATURE 68 % HUMIDITY

PLACE	NAME	COUNTRY	DATE OF BIRTH	LANE	RESULT
1	Donavan BRAZIER	USA	15 Apr 97	6	1:45.65 Q
2	Mohammed AMAN	ETH	10 Jan 94	2	1:45.81 Q
3	Guy LEARMONTH	GBR	20 Apr 92	8	1:45.90 Q
4	Marcin LEWANDOWSKI	POL	13 Jun 87	5	1:46.17 q
5	Amel TUKA	BIH	9 Jan 91	4	1:46.54
6	Astrit KRYEZIU	KOS	22 Oct 91	9	1:49.94
	Daniel ANDÚJAR	ESP	14 May 94	3	DQ 163.2
	Michael Loturomom SARUNI	KEN	18 Jun 95	7	DNS

NOTE IAAF Rule 163.2 - Jostling / Obstruction

INTERMEDIATE TIMES 400m 1379 Donavan BRAZIER 51.90

ALL-TIME OUTDOOR TOP LIST

SEASON OUTDOOR TOP LIST

RESULT	NAME	VENUE	DATE
1:40.91	David Lekuta RUDISHA (KEN)	London (Olympic Stadium)	9 Aug 12
1:41.11	Wilson KIPKETER (DEN)	Köln	24 Aug 97
1:41.73	Sebastian COE (GBR)	Firenze (Stadio Comunale)	10 Jun 81
1:41.73	Nijel AMOS (BOT)	London (Olympic Stadium)	9 Aug 12
1:41.77	Joaquim CRUZ (BRA)	Köln	26 Aug 84
1:42.23	Abubaker KAKI (SUD)	Oslo (Bislett)	4 Jun 10
1:42.28	Sammy KOSKEI (KEN)	Köln	26 Aug 84
1:42.34	Wilfred BUNGEI (KEN)	Rieti	8 Sep 02
1:42.37	Mohammed AMAN (ETH)	Bruxelles (Boudewijnstadion)	6 Sep 13
1:42.47	Yuriy BORZAKOVSKIY (RUS)	Bruxelles	24 Aug 01

RESULT	NAME	VENUE	2017
1:43.10	Emmanuel Kipkurui KORIR (KEN)	Monaco (Stade Louis II)	21 Jul
1:43.18	Nijel AMOS (BOT)	London (Olympic Stadium)	9 Jul
1:43.60	Clayton MURPHY (USA)	Torrance (El Camino), CA	15 Apr
1:43.95	Donavan BRAZIER (USA)	London (Olympic Stadium)	9 Jul
1:44.04	Kipyeqon BETT (KEN)	Nairobi (Nyayo Stadium)	24 Jun
1:44.37	Ferguson Cheruiyot ROTICH (KEN)	Paris (Stade Charléty)	1 Jul
1:44.41	Brandon MCBRIDE (CAN)	Monaco (Stade Louis II)	21 Jul
1:44.43	Asbel KIPROP (KEN)	London (Olympic Stadium)	9 Jul
1:44.44	Antoine GAKEME (BDI)	Madrid (Moratalaz)	14 Jul
1:44.53	Isaiah HARRIS (USA)	Sacramento (Hornet Stadium), CA	25 Jun



RESULTS



1500 Metres Men - Final

RECORDS	RESULT	NAME	COUNTRY	AGE	VENUE	DATE
World Record WR	3:26.00	Hicham EL GUERROUJ	MAR	24	Roma (Stadio Olimpico)	14 Jul 1998
Championships Record CR	3:27.65	Hicham EL GUERROUJ	MAR	25	Sevilla (La Cartuja)	24 Aug 1999
World Leading WL	3:28.80	Elijah Motonei MANANGOI	KEN	24	Monaco (Stade Louis II)	21 Jul 2017
Area Record AR		National Record NR		Personal Best PB		Season Best SB

13 August 2017 20:30 START TIME 22° C TEMPERATURE 35 % HUMIDITY

PLACE	NAME	COUNTRY	DATE OF BIRTH	ORDER	RESULT
1	Elijah Motonei MANANGOI	KEN	5 Jan 93	2	3:33.61
2	Timothy CHERUIYOT	KEN	20 Nov 95	7	3:33.99
3	Filip INGEBRIGTSEN	NOR	20 Apr 93	6	3:34.53
4	Adel MECHAAL	ESP	5 Dec 90	1	3:34.71
5	Jakub HOLUŠA	CZE	20 Feb 88	4	3:34.89
6	Sadik MIKHOU	BRN	25 Jul 90	10	3:35.81
7	Marcin LEWANDOWSKI	POL	13 Jun 87	9	3:36.02
8	Nicholas WILLIS	NZL	25 Apr 83	8	3:36.82
9	Asbel KIPROP	KEN	30 Jun 89	11	3:37.24
10	John GREGOREK	USA	7 Dec 91	3	3:37.56
11	Fouad ELKAAM	MAR	27 May 88	12	3:37.72
12	Chris O'HARE	GBR	23 Nov 90	5	3:38.28

INTERMEDIATE TIMES	400m	1128	Timothy CHERUIYOT	1:01.63
	800m	1128	Timothy CHERUIYOT	1:57.59
	1200m	1128	Timothy CHERUIYOT	2:53.68

ALL-TIME OUTDOOR TOP LIST				SEASON OUTDOOR TOP LIST			
RESULT	NAME	VENUE	DATE	RESULT	NAME	VENUE	2017
3:26.00	Hicham EL GUERROUJ (MAR)	Roma (Stadio Olimpico)	14 Jul 98	3:28.80	Elijah Motonei MANANGOI (KEN)	Monaco (Stade Louis II)	21 Jul
3:26.34	Bernard LAGAT (KEN)	Bruxelles	24 Aug 01	3:29.10	Timothy CHERUIYOT (KEN)	Monaco (Stade Louis II)	21 Jul
3:26.69	Asbel KIPROP (KEN)	Monaco (Stade Louis II)	17 Jul 15	3:30.89	Ronald KWEMOI (KEN)	Nairobi (Nyayo Stadium)	24 Jun
3:27.37	Noureddine MORCELI (ALG)	Nice	12 Jul 95	3:31.34	Sadik MIKHOU (BRN)	Hengelo (Blankers-Koen Stadion)	11 Jun
3:27.64	Silas KIPLAGAT (KEN)	Monaco (Stade Louis II)	18 Jul 14	3:31.63	Aman WOTE (ETH)	Stockholm (Olympiastadion)	18 Jun
3:28.12	Noah NGENY (KEN)	Zürich	11 Aug 00	3:32.23	Silas KIPLAGAT (KEN)	Doha (Hamad Bin Suhaim)	5 May
3:28.75	Taoufik MAKHLOUFI (ALG)	Monaco (Stade Louis II)	17 Jul 15	3:32.27	Bethwell Kiprotich BIRGEN (KEN)	Doha (Hamad Bin Suhaim)	5 May
3:28.79	Abdalaati IGUIDER (MAR)	Monaco (Stade Louis II)	17 Jul 15	3:32.48	Filip INGEBRIGTSEN (NOR)	Monaco (Stade Louis II)	21 Jul
3:28.80	Elijah Motonei MANANGOI (KEN)	Monaco (Stade Louis II)	21 Jul 17	3:32.59	Charles Cheboi SIMOTWO (KEN)	Lausanne (Pontaise)	6 Jul
3:28.81	Mohamed FARAH (GBR)	Monaco (Stade Louis II)	19 Jul 13	3:32.66	Vincent KIBET (KEN)	Doha (Hamad Bin Suhaim)	5 May
3:28.81	Ronald KWEMOI (KEN)	Monaco (Stade Louis II)	18 Jul 14				

RACE ANALYSIS



1500 Metres Men - Final

13 August 2017 20:30 START TIME

22° C TEMPERATURE 35 % HUMIDITY

PLACE	BIB	NAME	COUNTRY	DATE of BIRTH	RESULT	
	400m	800m	1200m			
1	Elijah Motonei MANANGOI			KEN	5 Jan 93	3:33.61
	1:01.80 (2)	1:57.82 (2) 56.02 (3)	2:53.87 (2) 56.05 (6)		39.74 (2)	
2	Timothy CHERUIYOT			KEN	20 Nov 95	3:33.99
	1:01.63 (1)	1:57.59 (1) 55.96 (2)	2:53.68 (1) 56.09 (7)		40.31 (3)	
3	Filip INGEBRIGTSEN			NOR	20 Apr 93	3:34.53
	1:02.37 (6)	1:59.04 (4) 56.67 (4)	2:54.03 (4) 54.99 (2)		40.50 (4)	
4	Adel MECHAAL			ESP	5 Dec 90	3:34.71
	1:02.65 (8)	1:59.47 (7) 56.82 (5)	2:54.17 (5) 54.70 (1)		40.54 (6)	
5	Jakub HOLUŠA			CZE	20 Feb 88	3:34.89
	1:02.18 (4)	1:59.67 (8) 57.49 (12)	2:55.83 (8) 56.16 (9)		39.06 (1)	
6	Sadik MIKHOU			BRN	25 Jul 90	3:35.81
	1:02.28 (5)	1:59.40 (6) 57.12 (8)	2:54.41 (6) 55.01 (3)		41.40 (11)	
7	Marcin LEWANDOWSKI			POL	13 Jun 87	3:36.02
	1:03.06 (12)	1:59.94 (11) 56.88 (6)	2:55.52 (7) 55.58 (4)		40.50 (4)	
8	Nicholas WILLIS			NZL	25 Apr 83	3:36.82
	1:02.86 (10)	1:59.88 (10) 57.02 (7)	2:56.13 (9) 56.25 (10)		40.69 (7)	
9	Asbel KIPROP			KEN	30 Jun 89	3:37.24
	1:03.00 (11)	1:58.07 (3) 55.07 (1)	2:53.98 (3) 55.91 (5)		43.26 (12)	
10	John GREGOREK			USA	7 Dec 91	3:37.56
	1:02.77 (9)	2:00.23 (12) 57.46 (11)	2:56.38 (10) 56.15 (8)		41.18 (9)	
11	Fouad ELKAAM			MAR	27 May 88	3:37.72
	1:02.50 (7)	1:59.70 (9) 57.20 (9)	2:56.62 (11) 56.92 (11)		41.10 (8)	
12	Chris O'HARE			GBR	23 Nov 90	3:38.28
	1:01.96 (3)	1:59.23 (5) 57.27 (10)	2:57.09 (12) 57.86 (12)		41.19 (10)	

RESULT PROGRESSION



1500 Metres Men - Final

RECORDS	RESULT	NAME	COUNTRY	AGE	VENUE	DATE
World Record WR	3:26.00	Hicham EL GUERROUJ	MAR	24	Roma (Stadio Olimpico)	14 Jul 1998
Championships Record CR	3:27.65	Hicham EL GUERROUJ	MAR	25	Sevilla (La Cartuja)	24 Aug 1999
World Leading WL	3:28.80	Elijah Motonei MANANGOI	KEN	24	Monaco (Stade Louis II)	21 Jul 2017
Area Record AR		National Record NR		Personal Best PB		Season Best SB

13 August 2017

RANK	BIB	NAME	COUNTRY	DATE of BIRTH	PHASE	HEAT	PLACE	RESULT
1		Elijah Motonei MANANGOI	KEN	5 Jan 93	Final	1	1	3:33.61
					Semi-Final	1	12	3:40.10 Q
					Round 1	1	24	3:45.93 Q
2		Timothy CHERUIYOT	KEN	20 Nov 95	Final	1	2	3:33.99
					Semi-Final	2	2	3:38.24 Q
					Round 1	3	2	3:38.41 Q
3		Filip INGEBRIGTSEN	NOR	20 Apr 93	Final	1	3	3:34.53
					Semi-Final	1	14	3:40.23 Q
					Round 1	3	3	3:38.46 Q
4		Adel MECHAAL	ESP	5 Dec 90	Final	1	4	3:34.71
					Semi-Final	1	16	3:40.60 Q
					Round 1	3	6	3:38.99 Q
5		Jakub HOLUŠA	CZE	20 Feb 88	Final	1	5	3:34.89
					Semi-Final	2	1	3:38.05 Q
					Round 1	2	13	3:42.31 Q
6		Sadik MIKHOU	BRN	25 Jul 90	Final	1	6	3:35.81
					Semi-Final	1	15	3:40.52 Q
					Round 1	2	12	3:42.12 Q
7		Marcin LEWANDOWSKI	POL	13 Jun 87	Final	1	7	3:36.02
					Semi-Final	2	3	3:38.32 Q
					Round 1	1	28	3:46.06 Q
8		Nicholas WILLIS	NZL	25 Apr 83	Final	1	8	3:36.82
					Semi-Final	2	6	3:38.68 q
					Round 1	2	16	3:42.75 Q
9		Asbel KIPROP	KEN	30 Jun 89	Final	1	9	3:37.24
					Semi-Final	1	13	3:40.14 Q
					Round 1	1	25	3:45.96 Q
10		John GREGOREK	USA	7 Dec 91	Final	1	10	3:37.56
					Semi-Final	2	7	3:38.68 q
					Round 1	3	8	3:39.62 q
11		Fouad ELKAAM	MAR	27 May 88	Final	1	11	3:37.72
					Semi-Final	2	5	3:38.64 Q
					Round 1	3	7	3:39.33 q
12		Chris O'HARE	GBR	23 Nov 90	Final	1	12	3:38.28
					Semi-Final	2	4	3:38.59 Q
					Round 1	2	14	3:42.53 Q



RESULT PROGRESSION
1500 Metres Men - Final

10 August 2017

RANK	BIB	NAME	COUNTRY	DATE of BIRTH	PHASE	HEAT	PLACE	RESULT
------	-----	------	---------	---------------	-------	------	-------	--------

ALL-TIME OUTDOOR TOP LIST				SEASON OUTDOOR TOP LIST			
RESULT	NAME	VENUE	DATE	RESULT	NAME	VENUE	2017
3:26.00	Hicham EL GUERROUJ (MAR)	Roma (Stadio Olimpico)	14 Jul 98	3:28.80	Elijah Motonei MANANGOI (KEN)	Monaco (Stade Louis II)	21 Jul
3:26.34	Bernard LAGAT (KEN)	Bruxelles	24 Aug 01	3:29.10	Timothy CHERUIYOT (KEN)	Monaco (Stade Louis II)	21 Jul
3:26.69	Asbel KIPROP (KEN)	Monaco (Stade Louis II)	17 Jul 15	3:30.89	Ronald KWEMOI (KEN)	Nairobi (Nyayo Stadium)	24 Jun
3:27.37	Noureddine MORCELI (ALG)	Nice	12 Jul 95	3:31.34	Sadik MIKHOU (BRN)	Hengelo (Blankers-Koen Stadion)	11 Jun
3:27.64	Silas KIPLAGAT (KEN)	Monaco (Stade Louis II)	18 Jul 14	3:31.63	Aman WOTE (ETH)	Stockholm (Olympiastadion)	18 Jun
3:28.12	Noah NGENY (KEN)	Zürich	11 Aug 00	3:32.23	Silas KIPLAGAT (KEN)	Doha (Hamad Bin Suhaim)	5 May
3:28.75	Taoufik MAKHLOUFI (ALG)	Monaco (Stade Louis II)	17 Jul 15	3:32.27	Bethwell Kiprotich BIRGEN (KEN)	Doha (Hamad Bin Suhaim)	5 May
3:28.79	Abdalaati IGUIDER (MAR)	Monaco (Stade Louis II)	17 Jul 15	3:32.48	Filip INGEBRIGTSEN (NOR)	Monaco (Stade Louis II)	21 Jul
3:28.80	Elijah Motonei MANANGOI (KEN)	Monaco (Stade Louis II)	21 Jul 17	3:32.59	Charles Cheboi SIMOTWO (KEN)	Lausanne (Pontaise)	6 Jul
3:28.81	Mohamed FARAH (GBR)	Monaco (Stade Louis II)	19 Jul 13	3:32.66	Vincent KIBET (KEN)	Doha (Hamad Bin Suhaim)	5 May
3:28.81	Ronald KWEMOI (KEN)	Monaco (Stade Louis II)	18 Jul 14				



SUMMARY



1500 Metres Men - Semi-Final

First 5 in each heat (Q) and the next 2 fastest (q) advance to the Final

RECORDS	RESULT	NAME	COUNTRY	AGE	VENUE	DATE
World Record WR	3:26.00	Hicham EL GUERROUJ	MAR	24	Roma (Stadio Olimpico)	14 Jul 1998
Championships Record CR	3:27.65	Hicham EL GUERROUJ	MAR	25	Sevilla (La Cartuja)	24 Aug 1999
World Leading WL	3:28.80	Elijah Motonei MANANGOI	KEN	24	Monaco (Stade Louis II)	21 Jul 2017
Area Record AR		National Record NR		Personal Best PB		Season Best SB

11 August 2017

RANK	PLACE	HEAT	BIB	NAME	COUNTRY	DATE of BIRTH	RESULT	
1	1	2		Jakub HOLUŠA	CZE	20 Feb 88	3:38.05	Q
2	2	2		Timothy CHERUIYOT	KEN	20 Nov 95	3:38.24	Q
3	3	2		Marcin LEWANDOWSKI	POL	13 Jun 87	3:38.32	Q
4	4	2		Chris O'HARE	GBR	23 Nov 90	3:38.59	Q
5	5	2		Fouad ELKAAM	MAR	27 May 88	3:38.64	Q
6	6	2		Nicholas WILLIS	NZL	25 Apr 83	3:38.68 (.673)	q
7	7	2		John GREGOREK	USA	7 Dec 91	3:38.68 (.680)	q
8	8	2		Jordan WILLIAMSZ	AUS	21 Aug 92	3:38.93	
9	9	2		Ronald KWEMOI	KEN	19 Sep 95	3:39.47	
10	10	2		Homiyu TESFAYE	GER	23 Jun 93	3:39.72	
11	11	2		Kalle BERGLUND	SWE	11 Mar 96	3:40.05	
12	1	1		Elijah Motonei MANANGOI	KEN	5 Jan 93	3:40.10	Q
13	2	1		Asbel KIPROP	KEN	30 Jun 89	3:40.14	Q
14	3	1		Filip INGEBRIGTSEN	NOR	20 Apr 93	3:40.23	Q
15	4	1		Sadik MIKHOU	BRN	25 Jul 90	3:40.52	Q
16	5	1		Adel MECHAAL	ESP	5 Dec 90	3:40.60	Q
17	6	1		Abdalaati IGUIDER	MAR	25 Mar 87	3:40.76	
18	7	1		Luke MATHEWS	AUS	21 Jun 95	3:40.91	
19	12	2		Benson Kiplagat SEUREI	BRN	27 Mar 84	3:40.96	
20	8	1		Jake WIGHTMAN	GBR	11 Jul 94	3:41.79	
21	9	1		Ronald MUSAGALA	UGA	16 Dec 92	3:42.01	
22	10	1		Michal ROZMYS	POL	13 Mar 95	3:42.94	
23	11	1		Timo BENITZ	GER	24 Dec 91	3:44.38	
24	13	2		Richard DOUMA	NED	17 Apr 93	3:47.74	
		1		Robby ANDREWS	USA	29 Mar 91	DNF	

ALL-TIME OUTDOOR TOP LIST

SEASON OUTDOOR TOP LIST

RESULT	NAME	VENUE	DATE	RESULT	NAME	VENUE	2017
3:26.00	Hicham EL GUERROUJ (MAR)	Roma (Stadio Olimpico)	14 Jul 98	3:28.80	Elijah Motonei MANANGOI (KEN)	Monaco (Stade Louis II)	21 Jul
3:26.34	Bernard LAGAT (KEN)	Bruxelles	24 Aug 01	3:29.10	Timothy CHERUIYOT (KEN)	Monaco (Stade Louis II)	21 Jul
3:26.69	Asbel KIPROP (KEN)	Monaco (Stade Louis II)	17 Jul 15	3:30.89	Ronald KWEMOI (KEN)	Nairobi (Nyayo Stadium)	24 Jun
3:27.37	Nouredine MORCELI (ALG)	Nice	12 Jul 95	3:31.34	Sadik MIKHOU (BRN)	Hengelo (Blankers-Koen Stadion)	11 Jun
3:27.64	Silas KIPLAGAT (KEN)	Monaco (Stade Louis II)	18 Jul 14	3:31.63	Aman WOTE (ETH)	Stockholm (Olympiastadion)	18 Jun
3:28.12	Noah NGENY (KEN)	Zürich	11 Aug 00	3:32.23	Silas KIPLAGAT (KEN)	Doha (Hamad Bin Suhaim)	5 May
3:28.75	Taoufik MAKHLOUFI (ALG)	Monaco (Stade Louis II)	17 Jul 15	3:32.27	Bethwell Kiprotich BIRGEN (KEN)	Doha (Hamad Bin Suhaim)	5 May
3:28.79	Abdalaati IGUIDER (MAR)	Monaco (Stade Louis II)	17 Jul 15	3:32.48	Filip INGEBRIGTSEN (NOR)	Monaco (Stade Louis II)	21 Jul
3:28.80	Elijah Motonei MANANGOI (KEN)	Monaco (Stade Louis II)	21 Jul 17	3:32.59	Charles Cheboi SIMOTWO (KEN)	Lausanne (Pontaise)	6 Jul
3:28.81	Mohamed FARAH (GBR)	Monaco (Stade Louis II)	19 Jul 13	3:32.66	Vincent KIBET (KEN)	Doha (Hamad Bin Suhaim)	5 May
3:28.81	Ronald KWEMOI (KEN)	Monaco (Stade Louis II)	18 Jul 14				

RACE ANALYSIS



1500 Metres Men - Semi-Final

First 5 in each heat (Q) and the next 2 fastest (q) advance to the Final

Heat 2 **2**

11 August 2017 20:20 START TIME

19° C TEMPERATURE 64 % HUMIDITY

PLACE	BIB	NAME	COUNTRY	DATE of BIRTH	RESULT
	400m	800m	1200m		
1		Jakub HOLUŠA	CZE	20 Feb 88	3:38.05
	1:01.36 (3)	2:02.21 (8) 1:00.85 (11)	2:58.34 (6) 56.13 (4)		39.71 (2)
2		Timothy CHERUIYOT	KEN	20 Nov 95	3:38.24
	1:00.97 (1)	2:00.90 (1) 59.93 (3)	2:57.71 (1) 56.81 (9)		40.53 (6)
3		Marcin LEWANDOWSKI	POL	13 Jun 87	3:38.32
	1:02.32 (12)	2:02.89 (13) 1:00.57 (10)	2:58.32 (5) 55.43 (1)		40.00 (3)
4		Chris O'HARE	GBR	23 Nov 90	3:38.59
	1:02.17 (11)	2:02.04 (7) 59.87 (2)	2:58.13 (4) 56.09 (3)		40.46 (5)
5		Fouad ELKAAM	MAR	27 May 88	3:38.64
	1:01.89 (8)	2:01.08 (2) 59.19 (1)	2:58.02 (3) 56.94 (10)		40.62 (7)
6		Nicholas WILLIS	NZL	25 Apr 83	3:38.68
	1:01.63 (5)	2:01.86 (5) 1:00.23 (6)	2:57.88 (2) 56.02 (2)		40.80 (10)
7		John GREGOREK	USA	7 Dec 91	3:38.68
	1:01.67 (6)	2:02.54 (11) 1:00.87 (12)	2:59.23 (12) 56.69 (8)		39.45 (1)
8		Jordan WILLIAMSZ	AUS	21 Aug 92	3:38.93
	1:02.10 (10)	2:02.37 (10) 1:00.27 (7)	2:58.55 (7) 56.18 (5)		40.38 (4)
9		Ronald KWEMOI	KEN	19 Sep 95	3:39.47
	1:02.01 (9)	2:02.31 (9) 1:00.30 (8)	2:58.84 (9) 56.53 (7)		40.63 (8)
10		Homiyu TESFAYE	GER	23 Jun 93	3:39.72
	1:02.38 (13)	2:02.76 (12) 1:00.38 (9)	2:59.01 (10) 56.25 (6)		40.71 (9)
11		Kalle BERGLUND	SWE	11 Mar 96	3:40.05
	1:01.14 (2)	2:02.02 (6) 1:00.88 (13)	2:59.04 (11) 57.02 (12)		41.01 (11)
12		Benson Kiplagat SEUREI	BRN	27 Mar 84	3:40.96
	1:01.79 (7)	2:01.81 (4) 1:00.02 (5)	2:58.79 (8) 56.98 (11)		42.17 (12)
13		Richard DOUMA	NED	17 Apr 93	3:47.74
	1:01.45 (4)	2:01.40 (3) 59.95 (4)	3:00.08 (13) 58.68 (13)		47.66 (13)

RESULTS



1500 Metres Men - Semi-Final

First 5 in each heat (Q) and the next 2 fastest (q) advance to the Final

RECORDS	RESULT	NAME	COUNTRY	AGE	VENUE	DATE
World Record WR	3:26.00	Hicham EL GUERROUJ	MAR	24	Roma (Stadio Olimpico)	14 Jul 1998
Championships Record CR	3:27.65	Hicham EL GUERROUJ	MAR	25	Sevilla (La Cartuja)	24 Aug 1999
World Leading WL	3:28.80	Elijah Motonei MANANGOI	KEN	24	Monaco (Stade Louis II)	21 Jul 2017
Area Record AR		National Record NR		Personal Best PB		Season Best SB

Heat 1 **2** 11 August 2017 20:10 START TIME 19° C 64 %
TEMPERATURE HUMIDITY

PLACE	NAME	COUNTRY	DATE OF BIRTH	ORDER	RESULT	
1	Elijah Motonei MANANGOI	KEN	5 Jan 93	5	3:40.10	Q
2	Asbel KIPROP	KEN	30 Jun 89	11	3:40.14	Q
3	Filip INGEBRIGTSEN	NOR	20 Apr 93	12	3:40.23	Q
4	Sadik MIKHOU	BRN	25 Jul 90	3	3:40.52	Q
5	Adel MECHAAL	ESP	5 Dec 90	9	3:40.60	Q
6	Abdalaati IGUIDER	MAR	25 Mar 87	6	3:40.76	
7	Luke MATHEWS	AUS	21 Jun 95	4	3:40.91	
8	Jake WIGHTMAN	GBR	11 Jul 94	7	3:41.79	
9	Ronald MUSAGALA	UGA	16 Dec 92	2	3:42.01	
10	Michal ROZMYŚ	POL	13 Mar 95	1	3:42.94	
11	Timo BENITZ	GER	24 Dec 91	10	3:44.38	
	Robby ANDREWS	USA	29 Mar 91	8	DNF	

INTERMEDIATE TIMES	400m	1210	Filip INGEBRIGTSEN	1:02.53
	800m	874	Adel MECHAAL	2:03.92
	1200m	1140	Elijah Motonei MANANGOI	3:00.46

Heat 2 **2** 11 August 2017 20:20 START TIME 19° C 64 %
TEMPERATURE HUMIDITY

PLACE	NAME	COUNTRY	DATE OF BIRTH	ORDER	RESULT	
1	Jakub HOLUŠA	CZE	20 Feb 88	2	3:38.05	Q
2	Timothy CHERUIYOT	KEN	20 Nov 95	3	3:38.24	Q
3	Marcin LEWANDOWSKI	POL	13 Jun 87	5	3:38.32	Q
4	Chris O'HARE	GBR	23 Nov 90	11	3:38.59	Q
5	Fouad ELKAAM	MAR	27 May 88	6	3:38.64	Q
6	Nicholas WILLIS	NZL	25 Apr 83	12	3:38.68	(.673) q
7	John GREGOREK	USA	7 Dec 91	1	3:38.68	(.680) q
8	Jordan WILLIAMSZ	AUS	21 Aug 92	13	3:38.93	
9	Ronald KWEMOI	KEN	19 Sep 95	8	3:39.47	
10	Homiyu TESFAYE	GER	23 Jun 93	9	3:39.72	
11	Kalle BERGLUND	SWE	11 Mar 96	10	3:40.05	
12	Benson Kiplagat SEUREI	BRN	27 Mar 84	4	3:40.96	
13	Richard DOUMA	NED	17 Apr 93	7	3:47.74	

INTERMEDIATE TIMES	400m	1128	Timothy CHERUIYOT	1:00.97
	800m	1128	Timothy CHERUIYOT	2:00.90
	1200m	1128	Timothy CHERUIYOT	2:57.71



RESULTS
1500 Metres Men - Semi-Final

ALL-TIME OUTDOOR TOP LIST				SEASON OUTDOOR TOP LIST			
RESULT	NAME	VENUE	DATE	RESULT	NAME	VENUE	2017
3:26.00	Hicham EL GUERROUJ (MAR)	Roma (Stadio Olimpico)	14 Jul 98	3:28.80	Elijah Motonei MANANGOI (KEN)	Monaco (Stade Louis II)	21 Jul
3:26.34	Bernard LAGAT (KEN)	Bruxelles	24 Aug 01	3:29.10	Timothy CHERUIYOT (KEN)	Monaco (Stade Louis II)	21 Jul
3:26.69	Asbel KIPROP (KEN)	Monaco (Stade Louis II)	17 Jul 15	3:30.89	Ronald KWEMOI (KEN)	Nairobi (Nyayo Stadium)	24 Jun
3:27.37	Noureddine MORCELI (ALG)	Nice	12 Jul 95	3:31.34	Sadik MIKHOU (BRN)	Hengelo (Blankers-Koen Stadion)	11 Jun
3:27.64	Silas KIPLAGAT (KEN)	Monaco (Stade Louis II)	18 Jul 14	3:31.63	Aman WOTE (ETH)	Stockholm (Olympiastadion)	18 Jun
3:28.12	Noah NGENY (KEN)	Zürich	11 Aug 00	3:32.23	Silas KIPLAGAT (KEN)	Doha (Hamad Bin Suhaim)	5 May
3:28.75	Taoufik MAKHLOUFI (ALG)	Monaco (Stade Louis II)	17 Jul 15	3:32.27	Bethwell Kiprotich BIRGEN (KEN)	Doha (Hamad Bin Suhaim)	5 May
3:28.79	Abdalaati IGUIDER (MAR)	Monaco (Stade Louis II)	17 Jul 15	3:32.48	Filip INGEBRIGTSEN (NOR)	Monaco (Stade Louis II)	21 Jul
3:28.80	Elijah Motonei MANANGOI (KEN)	Monaco (Stade Louis II)	21 Jul 17	3:32.59	Charles Cheboi SIMOTWO (KEN)	Lausanne (Pontaise)	6 Jul
3:28.81	Mohamed FARAH (GBR)	Monaco (Stade Louis II)	19 Jul 13	3:32.66	Vincent KIBET (KEN)	Doha (Hamad Bin Suhaim)	5 May
3:28.81	Ronald KWEMOI (KEN)	Monaco (Stade Louis II)	18 Jul 14				

SUMMARY



1500 Metres Men - Round 1

First 6 in each heat (Q) and the next 6 fastest (q) advance to the Semi-Finals

ATHLETE DOUMA (NED) ADVANCED BY THE JURY OF APPEAL

RECORDS	RESULT	NAME	COUNTRY	AGE	VENUE	DATE
World Record WR	3:26.00	Hicham EL GUERROUJ	MAR	24	Roma (Stadio Olimpico)	14 Jul 1998
Championships Record CR	3:27.65	Hicham EL GUERROUJ	MAR	25	Sevilla (La Cartuja)	24 Aug 1999
World Leading WL	3:28.80	Elijah Motonei MANANGOI	KEN	24	Monaco (Stade Louis II)	21 Jul 2017
Area Record AR		National Record NR		Personal Best PB		Season Best SB

10 August 2017

RANK	PLACE	HEAT	BIB	NAME	COUNTRY	DATE of BIRTH	RESULT	
1	1	3		Luke MATHEWS	AUS	21 Jun 95	3:38.19	Q
2	2	3		Timothy CHERUIYOT	KEN	20 Nov 95	3:38.41	Q
3	3	3		Filip INGBRIGTSEN	NOR	20 Apr 93	3:38.46	Q
4	4	3		Jake WIGHTMAN	GBR	11 Jul 94	3:38.50	Q
5	5	3		Homiyu TEFAYE	GER	23 Jun 93	3:38.57	Q
6	6	3		Adel MECHAAL	ESP	5 Dec 90	3:38.99	Q
7	7	3		Fouad ELKAAM	MAR	27 May 88	3:39.33	q
8	8	3		John GREGOREK	USA	7 Dec 91	3:39.62 (.611)	q
9	9	3		Kalle BERGLUND	SWE	11 Mar 96	3:39.62 (.619)	q
10	10	3		Benson Kiplagat SEUREI	BRN	27 Mar 84	3:39.77	q
11	11	3		Michal ROZMYS	POL	13 Mar 95	3:40.28	q
12	1	2		Sadik MIKHOU	BRN	25 Jul 90	3:42.12	Q
13	2	2		Jakub HOLUŠA	CZE	20 Feb 88	3:42.31	Q
14	3	2		Chris O'HARE	GBR	23 Nov 90	3:42.53	Q
15	4	2		Ronald MUSAGALA	UGA	16 Dec 92	3:42.75 (.741)	Q
16	5	2		Nicholas WILLIS	NZL	25 Apr 83	3:42.75 (.743)	Q
17	6	2		Robby ANDREWS	USA	29 Mar 91	3:43.03	Q
18	7	2		Ronald KWEMOI	KEN	19 Sep 95	3:43.10	q
19	8	2		Federico BRUNO	ARG	18 Jun 93	3:43.16	
20	9	2		Ryan GREGSON	AUS	26 Apr 90	3:43.28 (.274)	
21	10	2		Marc ALCALÁ	ESP	7 Nov 94	3:43.28 (.279)	
22	12	3		Ismael DEBJANI	BEL	25 Sep 90	3:43.71	
23	13	3		Harvey DIXON	GIB	2 Nov 93	3:44.03	NR
24	1	1		Elijah Motonei MANANGOI	KEN	5 Jan 93	3:45.93	Q
25	2	1		Asbel KIPROP	KEN	30 Jun 89	3:45.96	Q
26	3	1		Timo BENITZ	GER	24 Dec 91	3:46.01	Q
27	4	1		Abdalaati IGUIDER	MAR	25 Mar 87	3:46.03	Q
28	5	1		Marcin LEWANDOWSKI	POL	13 Jun 87	3:46.06	Q
29	6	1		Jordan WILLIAMSZ	AUS	21 Aug 92	3:46.11	Q
30	7	1		Mahiedine MEKHISSI	FRA	15 Mar 85	3:46.17	
31	8	1		Samuel TEFERA	ETH	23 Oct 99	3:46.22	
32	9	1		David TORRENCE	PER	26 Nov 85	3:46.39	
33	10	1		Ayanleh SOULEIMAN	DJI	3 Dec 92	3:46.64	
34	11	1		Josh KERR	GBR	8 Oct 97	3:47.30	
35	12	1		Abderrahmane ANOU	ALG	29 Jan 91	3:47.38	
36	13	1		David BUSTOS	ESP	25 Aug 90	3:47.52	
37	14	1		Matthew CENTROWITZ	USA	18 Oct 89	3:48.34	
38	11	2		Benjamin ENZEMA	GEQ	25 Mar 89	3:48.39	

SUMMARY
1500 Metres Men - Round 1

10 August 2017

RANK	PLACE	HEAT	BIB	NAME	COUNTRY	DATE of BIRTH	RESULT	
39	14	3		Erick RODRÍGUEZ	NCA	1 Jun 90	3:52.35	SB
40	12	2		Dominic Lokinyomo LOBALU	ART	16 Aug 98	3:52.78	PB
41	13	2		Richard DOUMA	NED	17 Apr 93	3:55.36	qJ
		3		Taresa TOLOSA	ETH	15 Jun 98	DNF	
		2		Brahim AKACHAB	MAR	9 Mar 93	DNS	
		2		Chala REGASSA	ETH	96	DNS	
		1		Thiago ANDRÈ	BRA	4 Aug 95	DNS	

ALL-TIME OUTDOOR TOP LIST

SEASON OUTDOOR TOP LIST

RESULT	NAME	VENUE	DATE	RESULT	NAME	VENUE	2017
3:26.00	Hicham EL GUERROUJ (MAR)	Roma (Stadio Olimpico)	14 Jul 98	3:28.80	Elijah Motonei MANANGOI (KEN)	Monaco (Stade Louis II)	21 Jul
3:26.34	Bernard LAGAT (KEN)	Bruxelles	24 Aug 01	3:29.10	Timothy CHERUIYOT (KEN)	Monaco (Stade Louis II)	21 Jul
3:26.69	Asbel KIPROP (KEN)	Monaco (Stade Louis II)	17 Jul 15	3:30.89	Ronald KWEMOI (KEN)	Nairobi (Nyayo Stadium)	24 Jun
3:27.37	Noureddine MORCELI (ALG)	Nice	12 Jul 95	3:31.34	Sadik MIKHOU (BRN)	Hengelo (Blankers-Koen Stadion)	11 Jun
3:27.64	Silas KIPLAGAT (KEN)	Monaco (Stade Louis II)	18 Jul 14	3:31.63	Aman WOTE (ETH)	Stockholm (Olympiastadion)	18 Jun
3:28.12	Noah NGENY (KEN)	Zürich	11 Aug 00	3:32.23	Silas KIPLAGAT (KEN)	Doha (Hamad Bin Suhaim)	5 May
3:28.75	Taoufik MAKHLOUFI (ALG)	Monaco (Stade Louis II)	17 Jul 15	3:32.27	Bethwell Kiprotich BIRGEN (KEN)	Doha (Hamad Bin Suhaim)	5 May
3:28.79	Abdalaati IGUIDER (MAR)	Monaco (Stade Louis II)	17 Jul 15	3:32.48	Filip INGEBRIGTSEN (NOR)	Monaco (Stade Louis II)	21 Jul
3:28.80	Elijah Motonei MANANGOI (KEN)	Monaco (Stade Louis II)	21 Jul 17	3:32.59	Charles Cheboi SIMOTWO (KEN)	Lausanne (Pontaise)	6 Jul
3:28.81	Mohamed FARAH (GBR)	Monaco (Stade Louis II)	19 Jul 13	3:32.66	Vincent KIBET (KEN)	Doha (Hamad Bin Suhaim)	5 May
3:28.81	Ronald KWEMOI (KEN)	Monaco (Stade Louis II)	18 Jul 14				

RACE ANALYSIS



1500 Metres Men - Round 1

First 6 in each heat (Q) and the next 6 fastest (q) advance to the Semi-Finals

Heat 3 **3**

10 August 2017 20:48 START TIME

19° C TEMPERATURE 52 % HUMIDITY

PLACE	BIB	NAME	COUNTRY	DATE of BIRTH	RESULT
	400m	800m	1200m		
1		Luke MATHEWS	AUS	21 Jun 95	3:38.19
	59.15 (4)	1:59.50 (3) 1:00.35 (9)			2:58.10 (3) 58.60 (6) 40.09 (1)
2		Timothy CHERUIYOT	KEN	20 Nov 95	3:38.41
	59.36 (6)	1:59.66 (5) 1:00.30 (7)			2:57.97 (2) 58.31 (3) 40.44 (4)
3		Filip INGEBRIGTSEN	NOR	20 Apr 93	3:38.46
	59.58 (8)	1:59.79 (7) 1:00.21 (4)			2:58.28 (5) 58.49 (4) 40.18 (3)
4		Jake WIGHTMAN	GBR	11 Jul 94	3:38.50
	59.04 (3)	1:59.32 (2) 1:00.28 (6)			2:57.90 (1) 58.58 (5) 40.60 (5)
5		Homiyu TESFAYE	GER	23 Jun 93	3:38.57
	1:00.22 (14)	2:00.23 (12) 1:00.01 (1)			2:58.46 (6) 58.23 (2) 40.11 (2)
6		Adel MECHAAL	ESP	5 Dec 90	3:38.99
	1:00.00 (11)	2:00.04 (10) 1:00.04 (2)			2:58.15 (4) 58.11 (1) 40.84 (8)
7		Fouad ELKAAM	MAR	27 May 88	3:39.33
	59.31 (5)	1:59.72 (6) 1:00.41 (11)			2:58.73 (9) 59.01 (8) 40.60 (5)
8		John GREGOREK	USA	7 Dec 91	3:39.62
	59.50 (7)	1:59.83 (8) 1:00.33 (8)			2:58.91 (10) 59.08 (9) 40.71 (7)
9		Kalle BERGLUND	SWE	11 Mar 96	3:39.62
	58.60 (1)	1:59.30 (1) 1:00.70 (13)			2:58.53 (7) 59.23 (10) 41.09 (9)
10		Benson Kiplagat SEUREI	BRN	27 Mar 84	3:39.77
	59.78 (10)	1:59.92 (9) 1:00.14 (3)			2:58.64 (8) 58.72 (7) 41.13 (10)
11		Michal ROZMYS	POL	13 Mar 95	3:40.28
	58.86 (2)	1:59.59 (4) 1:00.73 (14)			2:58.95 (11) 59.36 (11) 41.33 (11)
12		Ismael DEBJANI	BEL	25 Sep 90	3:43.71
	59.69 (9)	2:00.05 (11) 1:00.36 (10)			2:59.68 (12) 59.63 (12) 44.03 (13)
13		Harvey DIXON	GIB	2 Nov 93	3:44.03 NR
	1:00.06 (12)	2:00.27 (13) 1:00.21 (4)			3:00.06 (13) 59.79 (13) 43.97 (12)
14		Erick RODRÍGUEZ	NCA	1 Jun 90	3:52.35 SB
	1:00.48 (15)	2:00.97 (14) 1:00.49 (12)			3:03.64 (14) 1:02.67 (14) 48.71 (14)
		Taresa TOLOSA	ETH	15 Jun 98	DNF
	1:00.21 (13)	2:01.44 (15) 1:01.23 (15)			

RESULTS



1500 Metres Men - Round 1

First 6 in each heat (Q) and the next 6 fastest (q) advance to the Semi-Finals

ATHLETE DOUMA (NED) ADVANCED BY THE JURY OF APPEAL

RECORDS	RESULT	NAME	COUNTRY	AGE	VENUE	DATE
World Record WR	3:26.00	Hicham EL GUERROUJ	MAR	24	Roma (Stadio Olimpico)	14 Jul 1998
Championships Record CR	3:27.65	Hicham EL GUERROUJ	MAR	25	Sevilla (La Cartuja)	24 Aug 1999
World Leading WL	3:28.80	Elijah Motonei MANANGOI	KEN	24	Monaco (Stade Louis II)	21 Jul 2017
Area Record AR		National Record NR		Personal Best PB		Season Best SB

Heat 1

3

10 August 2017 20:25 START TIME

20° C TEMPERATURE 49% HUMIDITY

PLACE	NAME	COUNTRY	DATE OF BIRTH	ORDER	RESULT	
1	Elijah Motonei MANANGOI	KEN	5 Jan 93	14	3:45.93	Q
2	Asbel KIPROP	KEN	30 Jun 89	13	3:45.96	Q
3	Timo BENITZ	GER	24 Dec 91	9	3:46.01	Q
4	Abdalaati IGUIDER	MAR	25 Mar 87	4	3:46.03	Q
5	Marcin LEWANDOWSKI	POL	13 Jun 87	6	3:46.06	Q
6	Jordan WILLIAMSZ	AUS	21 Aug 92	8	3:46.11	Q
7	Mahiedine MEKHISSI	FRA	15 Mar 85	11	3:46.17	
8	Samuel TEFERA	ETH	23 Oct 99	10	3:46.22	
9	David TORRENCE	PER	26 Nov 85	5	3:46.39	
10	Ayanteh SOULEIMAN	DJI	3 Dec 92	15	3:46.64	
11	Josh KERR	GBR	8 Oct 97	1	3:47.30	
12	Abderrahmane ANOU	ALG	29 Jan 91	3	3:47.38	
13	David BUSTOS	ESP	25 Aug 90	2	3:47.52	
14	Matthew CENTROWITZ	USA	18 Oct 89	7	3:48.34	
	Thiago ANDRÉ	BRA	4 Aug 95	12	DNS	

INTERMEDIATE TIMES	400m	602 Abderrahmane ANOU	1:02.99
	800m	602 Abderrahmane ANOU	2:10.87
	1200m	1140 Elijah Motonei MANANGOI	3:06.52

Heat 2

3

10 August 2017 20:37 START TIME

20° C TEMPERATURE 49% HUMIDITY

PLACE	NAME	COUNTRY	DATE OF BIRTH	ORDER	RESULT	
1	Sadik MIKHOU	BRN	25 Jul 90	5	3:42.12	Q
2	Jakub HOLUŠA	CZE	20 Feb 88	6	3:42.31	Q
3	Chris O'HARE	GBR	23 Nov 90	2	3:42.53	Q
4	Ronald MUSAGALA	UGA	16 Dec 92	9	3:42.75 (.741)	Q
5	Nicholas WILLIS	NZL	25 Apr 83	15	3:42.75 (.743)	Q
6	Robby ANDREWS	USA	29 Mar 91	8	3:43.03	Q
7	Ronald KWEMOI	KEN	19 Sep 95	11	3:43.10	q
8	Federico BRUNO	ARG	18 Jun 93	13	3:43.16	
9	Ryan GREGSON	AUS	26 Apr 90	14	3:43.28 (.274)	
10	Marc ALCALÁ	ESP	7 Nov 94	1	3:43.28 (.279)	
11	Benjamín ENZEMA	GEQ	25 Mar 89	7	3:48.39	
12	Dominic Lokinyomo LOBALU	ART	16 Aug 98	12	3:52.78	PB
13	Richard DOUMA	NED	17 Apr 93	10	3:55.36	qJ
	Brahim AKACHAB	MAR	9 Mar 93	4	DNS	
	Chala REGASSA	ETH	96	3	DNS	

INTERMEDIATE TIMES	400m	855 Marc ALCALÁ	59.93
	800m	855 Marc ALCALÁ	2:03.32
	1200m	855 Marc ALCALÁ	3:02.71

RESULTS
1500 Metres Men - Round 1

Heat 3

3

10 August 2017 20:48 START TIME

19° C TEMPERATURE 52 % HUMIDITY

PLACE	NAME	COUNTRY	DATE of BIRTH	ORDER	RESULT	
1	Luke MATHEWS	AUS	21 Jun 95	6	3:38.19	Q
2	Timothy CHERUIYOT	KEN	20 Nov 95	12	3:38.41	Q
3	Filip INGEBRIGTSEN	NOR	20 Apr 93	3	3:38.46	Q
4	Jake WIGHTMAN	GBR	11 Jul 94	1	3:38.50	Q
5	Homiyu TESFAYE	GER	23 Jun 93	7	3:38.57	Q
6	Adel MECHAAL	ESP	5 Dec 90	4	3:38.99	Q
7	Fouad ELKAAM	MAR	27 May 88	13	3:39.33	q
8	John GREGOREK	USA	7 Dec 91	2	3:39.62 (.611)	q
9	Kalle BERGLUND	SWE	11 Mar 96	5	3:39.62 (.619)	q
10	Benson Kiplagat SEUREI	BRN	27 Mar 84	11	3:39.77	q
11	Michal ROZMYS	POL	13 Mar 95	15	3:40.28	q
12	Ismael DEBJANI	BEL	25 Sep 90	8	3:43.71	
13	Harvey DIXON	GIB	2 Nov 93	14	3:44.03	NR
14	Erick RODRÍGUEZ	NCA	1 Jun 90	9	3:52.35	SB
	Taresa TOLOSA	ETH	15 Jun 98	10	DNF	

INTERMEDIATE TIMES			
400m	1304	Kalle BERGLUND	58.60
800m	1304	Kalle BERGLUND	1:59.30
1200m	983	Jake WIGHTMAN	2:57.90

ALL-TIME OUTDOOR TOP LIST

SEASON OUTDOOR TOP LIST

RESULT	NAME	VENUE	DATE
3:26.00	Hicham EL GUERROUJ (MAR)	Roma (Stadio Olimpico)	14 Jul 98
3:26.34	Bernard LAGAT (KEN)	Bruxelles	24 Aug 01
3:26.69	Asbel KIPROP (KEN)	Monaco (Stade Louis II)	17 Jul 15
3:27.37	Noureddine MORCELI (ALG)	Nice	12 Jul 95
3:27.64	Silas KIPLAGAT (KEN)	Monaco (Stade Louis II)	18 Jul 14
3:28.12	Noah NGENY (KEN)	Zürich	11 Aug 00
3:28.75	Taoufik MAKHLOUFI (ALG)	Monaco (Stade Louis II)	17 Jul 15
3:28.79	Abdalaati IGUIDER (MAR)	Monaco (Stade Louis II)	17 Jul 15
3:28.80	Elijah Motonei MANANGOI (KEN)	Monaco (Stade Louis II)	21 Jul 17
3:28.81	Mohamed FARAH (GBR)	Monaco (Stade Louis II)	19 Jul 13
3:28.81	Ronald KWEMOI (KEN)	Monaco (Stade Louis II)	18 Jul 14

RESULT	NAME	VENUE	2017
3:28.80	Elijah Motonei MANANGOI (KEN)	Monaco (Stade Louis II)	21 Jul
3:29.10	Timothy CHERUIYOT (KEN)	Monaco (Stade Louis II)	21 Jul
3:30.89	Ronald KWEMOI (KEN)	Nairobi (Nyayo Stadium)	24 Jun
3:31.34	Sadik MIKHOU (BRN)	Hengelo (Blankers-Koen Stadion)	11 Jun
3:31.63	Aman WOTE (ETH)	Stockholm (Olympiastadion)	18 Jun
3:32.23	Silas KIPLAGAT (KEN)	Doha (Hamad Bin Suhaim)	5 May
3:32.27	Bethwell Kiprotich BIRGEN (KEN)	Doha (Hamad Bin Suhaim)	5 May
3:32.48	Filip INGEBRIGTSEN (NOR)	Monaco (Stade Louis II)	21 Jul
3:32.59	Charles Cheboi SIMOTWO (KEN)	Lausanne (Pontaise)	6 Jul
3:32.66	Vincent KIBET (KEN)	Doha (Hamad Bin Suhaim)	5 May

RESULTS



5000 Metres Men - Final

RECORDS	RESULT	NAME	COUNTRY	AGE	VENUE	DATE
World Record WR	12:37.35	Kenenisa BEKELE	ETH	22	Hengelo (Blankers-Koen Stadion)	31 May 2004
Championships Record CR	12:52.79	Eliud KIPCHOGE	KEN	19	Paris Saint-Denis (Stade de France)	31 Aug 2003
World Leading WL	12:55.23	Muktar EDRIS	ETH	23	Lausanne (Pontaise)	6 Jul 2017
Area Record AR		National Record NR		Personal Best PB		Season Best SB

12 August 2017 20:21 START TIME 21° C TEMPERATURE 53 % HUMIDITY

PLACE	NAME	COUNTRY	DATE OF BIRTH	ORDER	RESULT
1	Muktar EDRIS	ETH	14 Jan 94	6	13:32.79
2	Mohamed FARAH	GBR	23 Mar 83	4	13:33.22
3	Paul Kipkemoi CHELIMO	USA	27 Oct 90	10	13:33.30
4	Yomif KEJELCHA	ETH	1 Aug 97	7	13:33.51
5	Selemon BAREGA	ETH	20 Jan 00	13	13:35.34
6	Mohammed AHMED	CAN	5 Jan 91	15	13:35.43
7	Aron KIFLE	ERI	20 Feb 98	2	13:36.91
8	Andrew BUTCHART	GBR	14 Oct 91	1	13:38.73
9	Justyn KNIGHT	CAN	19 Jul 96	11	13:39.15
10	Kemoy CAMPBELL	JAM	14 Jan 91	8	13:39.74
11	Patrick TIERNAN	AUS	11 Sep 94	9	13:40.01
12	Birhanu BALEW	BRN	27 Feb 96	3	13:43.25
13	Cyrus RUTTO	KEN	21 Apr 92	14	13:48.64
14	Awet HABTE	ERI	29 Sep 97	12	13:58.68
	Ryan HILL	USA	31 Jan 90	5	DNS

INTERMEDIATE TIMES	1000m	950	Andrew BUTCHART	2:48.20
	2000m	954	Mohamed FARAH	5:48.08
	3000m	655	Patrick TIERNAN	8:32.93
	4000m	655	Patrick TIERNAN	11:09.67

ALL-TIME OUTDOOR TOP LIST				SEASON OUTDOOR TOP LIST			
RESULT	NAME	VENUE	DATE	RESULT	NAME	VENUE	2017
12:37.35	Kenenisa BEKELE (ETH)	Hengelo (Blankers-Koen Stadion)	31 May 04	12:55.23	Muktar EDRIS (ETH)	Lausanne (Pontaise)	6 Jul
12:39.36	Haile GEBRESELASSIE (ETH)	Helsinki	13 Jun 98	12:55.58	Selemon BAREGA (ETH)	Lausanne (Pontaise)	6 Jul
12:39.74	Daniel KOMEN (KEN)	Bruxelles	22 Aug 97	12:59.83	Joshua Kiprui CHEPTEGEI (UGA)	Lausanne (Pontaise)	6 Jul
12:46.53	Eliud KIPCHOGE (KEN)	Roma (Stadio Olimpico)	2 Jul 04	13:00.70	Mohamed FARAH (GBR)	Eugene (Hayward Field), OR	27 May
12:46.81	Dejen GEBREMESKEL (ETH)	nt-Denis (Stade de France)	6 Jul 12	13:01.21	Yomif KEJELCHA (ETH)	Eugene (Hayward Field), OR	27 May
12:47.04	Sileshi SIHINE (ETH)	Roma (Stadio Olimpico)	2 Jul 04	13:01.35	Geoffrey Kipsang KAMWOROR (KEN)	ene (Hayward Field), OR	27 May
12:47.53	Haqos GEBRHIWET (ETH)	Saint-Denis (Stade de France)	6 Jul 12	13:03.44	Cyrus RUTTO (KEN)	Somerville (Dilboy Stadium), MA	2 Jun
12:48.64	Isiah Kiplangat KOECH (KEN)	t-Denis (Stade de France)	6 Jul 12	13:04.82	Albert Kibichii ROP (BRN)	Eugene (Hayward Field), OR	27 May
12:48.66	Isaac Kiprono SONGOK (KEN)	Zürich	18 Aug 06	13:06.81	Yenew ALAMIREW (ETH)	Lausanne (Pontaise)	6 Jul
12:48.77	Yenew ALAMIREW (ETH)	s Saint-Denis (Stade de France)	6 Jul 12	13:08.16	Mohammed AHMED (CAN)	Eugene (Hayward Field), OR	27 May



RACE ANALYSIS



5000 Metres Men - Final

12 August 2017 20:21 START TIME

21° C TEMPERATURE 53 % HUMIDITY

PLACE	BIB	NAME	COUNTRY	DATE of BIRTH	RESULT
		1000m			
		2000m			
		3000m			
		4000m			
1		Muktar EDRIS	ETH	14 Jan 94	13:32.79
	2:48.77 (6)	5:48.28 (3) 2:59.51 (2)			8:33.52 (8) 2:45.24 (14)
					11:11.75 (8) 2:38.23 (8)
					2:21.04 (1)
2		Mohamed FARAH	GBR	23 Mar 83	13:33.22
	2:48.36 (3)	5:48.08 (1) 2:59.72 (7)			8:33.03 (3) 2:44.95 (9)
					11:11.24 (2) 2:38.21 (6)
					2:21.98 (3)
3		Paul Kipkemoi CHELIMO	USA	27 Oct 90	13:33.30
	2:48.31 (2)	5:48.37 (4) 3:00.06 (12)			8:32.98 (2) 2:44.61 (5)
					11:11.46 (4) 2:38.48 (13)
					2:21.84 (2)
4		Yomif KEJELCHA	ETH	1 Aug 97	13:33.51
	2:48.98 (8)	5:48.53 (6) 2:59.55 (3)			8:33.15 (4) 2:44.62 (6)
					11:11.32 (3) 2:38.17 (4)
					2:22.19 (4)
5		Selemon BAREGA	ETH	20 Jan 00	13:35.34
	2:49.95 (14)	5:49.29 (13) 2:59.34 (1)			8:33.33 (6) 2:44.04 (2)
					11:11.55 (6) 2:38.22 (7)
					2:23.79 (6)
6		Mohammed AHMED	CAN	5 Jan 91	13:35.43
	2:48.54 (4)	5:48.46 (5) 2:59.92 (11)			8:33.45 (7) 2:44.99 (11)
					11:11.65 (7) 2:38.20 (5)
					2:23.78 (5)
7		Aron KIFLE	ERI	20 Feb 98	13:36.91
	2:49.05 (9)	5:48.76 (7) 2:59.71 (5)			8:33.72 (10) 2:44.96 (10)
					11:11.96 (11) 2:38.24 (9)
					2:24.95 (7)
8		Andrew BUTCHART	GBR	14 Oct 91	13:38.73
	2:48.20 (1)	5:48.77 (8) 3:00.57 (14)			8:33.99 (13) 2:45.22 (13)
					11:11.97 (12) 2:37.98 (2)
					2:26.76 (8)
9		Justyn KNIGHT	CAN	19 Jul 96	13:39.15
	2:49.26 (10)	5:49.14 (11) 2:59.88 (10)			8:33.58 (9) 2:44.44 (3)
					11:11.87 (10) 2:38.29 (12)
					2:27.28 (9)
10		Kemoy CAMPBELL	JAM	14 Jan 91	13:39.74
	2:49.51 (12)	5:49.25 (12) 2:59.74 (8)			8:33.85 (12) 2:44.60 (4)
					11:12.10 (13) 2:38.25 (10)
					2:27.64 (10)
11		Patrick TIERNAN	AUS	11 Sep 94	13:40.01
	2:48.84 (7)	5:48.98 (9) 3:00.14 (13)			8:32.93 (1) 2:43.95 (1)
					11:09.67 (1) 2:36.74 (1)
					2:30.34 (11)
12		Birhanu BALEW	BRN	27 Feb 96	13:43.25
	2:49.32 (11)	5:49.03 (10) 2:59.71 (5)			8:33.73 (11) 2:44.70 (8)
					11:11.83 (9) 2:38.10 (3)
					2:31.42 (12)
13		Cyrus RUTTO	KEN	21 Apr 92	13:48.64
	2:48.63 (5)	5:48.18 (2) 2:59.55 (3)			8:33.24 (5) 2:45.06 (12)
					11:11.49 (5) 2:38.25 (10)
					2:37.15 (13)
14		Awet HABTE	ERI	29 Sep 97	13:58.68
	2:49.68 (13)	5:49.47 (14) 2:59.79 (9)			8:34.14 (14) 2:44.67 (7)
					11:12.90 (14) 2:38.76 (14)
					2:45.78 (14)
		Ryan HILL	USA	31 Jan 90	DNS

RESULT PROGRESSION



5000 Metres Men - Final

RECORDS	RESULT	NAME	COUNTRY	AGE	VENUE	DATE
World Record WR	12:37.35	Kenenisa BEKELE	ETH	22	Hengelo (Blankers-Koen Stadion)	31 May 2004
Championships Record CR	12:52.79	Eliud KIPCHOGE	KEN	19	Paris Saint-Denis (Stade de France)	31 Aug 2003
World Leading WL	12:55.23	Muktar EDRIS	ETH	23	Lausanne (Pontaise)	6 Jul 2017
Area Record AR		National Record NR		Personal Best PB		Season Best SB

12 August 2017

RANK	BIB	NAME	COUNTRY	DATE of BIRTH	PHASE	HEAT	PLACE	RESULT
1		Muktar EDRIS	ETH	14 Jan 94	Final	1	1	13:32.79
					Round 1	1	16	13:30.22 Q
2		Mohamed FARAH	GBR	23 Mar 83	Final	1	2	13:33.22
					Round 1	1	15	13:30.18 Q
3		Paul Kipkemoi CHELIMO	USA	27 Oct 90	Final	1	3	13:33.30
					Round 1	2	8	13:24.88 q
4		Yomif KEJELCHA	ETH	1 Aug 97	Final	1	4	13:33.51
					Round 1	1	14	13:30.07 Q
5		Selemon BAREGA	ETH	20 Jan 00	Final	1	5	13:35.34
					Round 1	2	1	13:21.50 Q
6		Mohammed AHMED	CAN	5 Jan 91	Final	1	6	13:35.43
					Round 1	2	6	13:22.97 q
7		Aron KIFLE	ERI	20 Feb 98	Final	1	7	13:36.91
					Round 1	1	18	13:30.36 Q
8		Andrew BUTCHART	GBR	14 Oct 91	Final	1	8	13:38.73
					Round 1	2	7	13:24.78 q
9		Justyn KNIGHT	CAN	19 Jul 96	Final	1	9	13:39.15
					Round 1	1	17	13:30.27 Q
10		Kemoy CAMPBELL	JAM	14 Jan 91	Final	1	10	13:39.74
					Round 1	2	9	13:26.67 q
11		Patrick TIERNAN	AUS	11 Sep 94	Final	1	11	13:40.01
					Round 1	2	4	13:22.52 Q
12		Birhanu BALEW	BRN	27 Feb 96	Final	1	12	13:43.25
					Round 1	2	2	13:21.91 Q
13		Cyrus RUTTO	KEN	21 Apr 92	Final	1	13	13:48.64
					Round 1	2	3	13:22.45 Q
14		Awet HABTE	ERI	29 Sep 97	Final	1	14	13:58.68
					Round 1	2	10	13:27.70 q
		Ryan HILL	USA	31 Jan 90	Final	1		DNS
					Round 1	2	5	13:22.79 Q



RESULT PROGRESSION
5000 Metres Men - Final

9 August 2017

RANK	BIB	NAME	COUNTRY	DATE of BIRTH	PHASE	HEAT	PLACE	RESULT
------	-----	------	---------	---------------	-------	------	-------	--------

ALL-TIME OUTDOOR TOP LIST				SEASON OUTDOOR TOP LIST			
RESULT	NAME	VENUE	DATE	RESULT	NAME	VENUE	2017
12:37.35	Kenenisa BEKELE (ETH)	engelo (Blankers-Koen Stadion)	31 May 04	12:55.23	Muktar EDRIS (ETH)	Lausanne (Pontaise)	6 Jul
12:39.36	Haile GEBRESELASSIE (ETH)	Helsinki	13 Jun 98	12:55.58	Selemon BAREGA (ETH)	Lausanne (Pontaise)	6 Jul
12:39.74	Daniel KOMEN (KEN)	Bruxelles	22 Aug 97	12:59.83	Joshua Kiprui CHEPTEGEI (UGA)	Lausanne (Pontaise)	6 Jul
12:46.53	Eliud KIPCHOGE (KEN)	Roma (Stadio Olimpico)	2 Jul 04	13:00.70	Mohamed FARAH (GBR)	Eugene (Hayward Field), OR	27 May
12:46.81	Dejen GEBREMESKEL (ETH)	int-Denis (Stade de France)	6 Jul 12	13:01.21	Yomif KEJELCHA (ETH)	Eugene (Hayward Field), OR	27 May
12:47.04	Sileshi SIHINE (ETH)	Roma (Stadio Olimpico)	2 Jul 04	13:01.35	Geoffrey Kipsanq KAMWOROR (KEN)	Eugene (Hayward Field), OR	27 May
12:47.53	Haqos GEBRHIWET (ETH)	Saint-Denis (Stade de France)	6 Jul 12	13:03.44	Cyrus RUTTO (KEN)	Somerville (Dilboy Stadium), MA	2 Jun
12:48.64	Isiah Kiplanqat KOECH (KEN)	int-Denis (Stade de France)	6 Jul 12	13:04.82	Albert Kibichii ROP (BRN)	Eugene (Hayward Field), OR	27 May
12:48.66	Isaac Kiprono SONGOK (KEN)	Zürich	18 Aug 06	13:06.81	Yenew ALAMIREW (ETH)	Lausanne (Pontaise)	6 Jul
12:48.77	Yenew ALAMIREW (ETH)	int-Denis (Stade de France)	6 Jul 12	13:08.16	Mohammed AHMED (CAN)	Eugene (Hayward Field), OR	27 May



SUMMARY



5000 Metres Men - Round 1

First 5 in each heat (Q) and the next 5 fastest (q) advance to the Final

RECORDS	RESULT	NAME	COUNTRY	AGE	VENUE	DATE
World Record WR	12:37.35	Kenenisa BEKELE	ETH	22	Hengelo (Blankers-Koen Stadion)	31 May 2004
Championships Record CR	12:52.79	Eliud KIPCHOGE	KEN	19	Paris Saint-Denis (Stade de France)	31 Aug 2003
World Leading WL	12:55.23	Muktar EDRIS	ETH	23	Lausanne (Pontaise)	6 Jul 2017
Area Record AR		National Record NR		Personal Best PB		Season Best SB

9 August 2017

RANK	PLACE	HEAT	BIB	NAME	COUNTRY	DATE of BIRTH	RESULT
1	1	2		Selemon BAREGA	ETH	20 Jan 00	13:21.50 Q
2	2	2		Birhanu BALEW	BRN	27 Feb 96	13:21.91 Q
3	3	2		Cyrus RUTTO	KEN	21 Apr 92	13:22.45 Q
4	4	2		Patrick TIERNAN	AUS	11 Sep 94	13:22.52 Q
5	5	2		Ryan HILL	USA	31 Jan 90	13:22.79 Q
6	6	2		Mohammed AHMED	CAN	5 Jan 91	13:22.97 q
7	7	2		Andrew BUTCHART	GBR	14 Oct 91	13:24.78 q
8	8	2		Paul Kipkemoi CHELIMO	USA	27 Oct 90	13:24.88 q
9	9	2		Kemoy CAMPBELL	JAM	14 Jan 91	13:26.67 q
10	10	2		Awet HABTE	ERI	29 Sep 97	13:27.70 q
11	11	2		Soufiane BOUCHIKHI	BEL	22 Mar 90	13:28.64
12	12	2		Jamal Abdi DIRIEH	DJI	97	13:28.98
13	13	2		Zouhair AOUAD	BRN	7 Apr 89	13:29.28
14	1	1		Yomif KEJELCHA	ETH	1 Aug 97	13:30.07 Q
15	2	1		Mohamed FARAH	GBR	23 Mar 83	13:30.18 Q
16	3	1		Muktar EDRIS	ETH	14 Jan 94	13:30.22 Q
17	4	1		Justyn KNIGHT	CAN	19 Jul 96	13:30.27 Q
18	5	1		Aron KIFLE	ERI	20 Feb 98	13:30.36 Q
19	6	1		Bashir ABDI	BEL	10 Feb 89	13:30.71
20	7	1		Morgan MCDONALD	AUS	23 Apr 96	13:30.73
21	8	1		Soufiyan BOUQANTAR	MAR	30 Aug 93	13:30.78
22	9	1		Jacob KIPLIMO	UGA	14 Nov 00	13:30.92
23	10	1		Eric JENKINS	USA	24 Nov 91	13:31.09
24	11	1		Sam MCENTEE	AUS	3 Feb 92	13:31.58
25	14	2		Sondre Nordstad MOEN	NOR	12 Jan 91	13:31.71
26	12	1		Hayle IBRAHIMOV	AZE	18 Jan 90	13:32.15
27	13	1		Emmanuel Giniki GISAMODA	TAN	18 May 88	13:32.31
28	14	1		Albert Kibichii ROP	BRN	17 Jul 92	13:32.40
29	15	2		Stephen KISSA	UGA	1 Dec 95	13:32.86
30	16	2		Josphat Kiprono MENJO	KEN	20 Aug 79	13:35.68
31	15	1		Lakshmanan GOVINDAN	IND	5 Jun 90	13:35.69 PB
32	17	2		Richard RINGER	GER	27 Feb 89	13:36.87
33	16	1		Illias FIFA	ESP	16 May 89	13:47.90
34	18	2		Marc SCOTT	GBR	21 Dec 93	13:58.11
35	17	1		Kadar Omar ABDULLAHI	ART	96	14:32.67 PB
36	18	1		Mohamed Daud MOHAMED	SOM	1 Mar 96	14:34.27 PB
37	19	1		Davis KIPLANGAT	KEN	10 Jul 98	14:52.98
38	20	1		David KULANG	SSD	22 Sep 95	14:53.19 SB
39	21	1		Mohamed SAMBE	MTN	14 Sep 83	16:16.29 PB

Timing and Measurement by SEIKO

AT-5000-M-h----.RS4..v1 Issued at 20:52 on Wednesday, 09 August 2017

1 2

Official Partners



SUMMARY
5000 Metres Men - Round 1

9 August 2017

RANK	PLACE	HEAT	BIB	NAME	COUNTRY	DATE of BIRTH	RESULT
		2		Brahim KAAZOUZI	MAR	15 Jun 90	DNF
		2		Gabriel Gerald GEAY	TAN	10 Sep 96	DNS
		2		Hagos GEBRHIWET	ETH	11 May 94	DNS

ALL-TIME OUTDOOR TOP LIST				SEASON OUTDOOR TOP LIST			
RESULT	NAME	VENUE	DATE	RESULT	NAME	VENUE	2017
12:37.35	Kenenisa BEKELE (ETH)	engelo (Blankers-Koen Stadion)	31 May 04	12:55.23	Muktar EDRIS (ETH)	Lausanne (Pontaise)	6 Jul
12:39.36	Haile GEBRESELASSIE (ETH)	Helsinki	13 Jun 98	12:55.58	Selemon BAREGA (ETH)	Lausanne (Pontaise)	6 Jul
12:39.74	Daniel KOMEN (KEN)	Bruxelles	22 Aug 97	12:59.83	Joshua Kiprui CHEPTEGEI (UGA)	Lausanne (Pontaise)	6 Jul
12:46.53	Eliud KIPCHOGE (KEN)	Roma (Stadio Olimpico)	2 Jul 04	13:00.70	Mohamed FARAH (GBR)	Eugene (Hayward Field), OR	27 May
12:46.81	Dejen GEBREMESKEL (ETH)	int-Denis (Stade de France)	6 Jul 12	13:01.21	Yomif KEJELCHA (ETH)	Eugene (Hayward Field), OR	27 May
12:47.04	Sileshi SIHINE (ETH)	Roma (Stadio Olimpico)	2 Jul 04	13:01.35	Geoffrey Kipsanq KAMWOROR (KEN)	ene (Hayward Field), OR	27 May
12:47.53	Hagos GEBRHIWET (ETH)	Saint-Denis (Stade de France)	6 Jul 12	13:03.44	Cyrus RUTTO (KEN)	Somerville (Dilboy Stadium), MA	2 Jun
12:48.64	Isiah Kiplanqat KOECH (KEN)	it-Denis (Stade de France)	6 Jul 12	13:04.82	Albert Kibichii ROP (BRN)	Eugene (Hayward Field), OR	27 May
12:48.66	Isaac Kiprono SONGOK (KEN)	Zürich	18 Aug 06	13:06.81	Yenew ALAMIREW (ETH)	Lausanne (Pontaise)	6 Jul
12:48.77	Yenew ALAMIREW (ETH)	is Saint-Denis (Stade de France)	6 Jul 12	13:08.16	Mohammed AHMED (CAN)	Eugene (Hayward Field), OR	27 May

RACE ANALYSIS



5000 Metres Men - Round 1

First 5 in each heat (Q) and the next 5 fastest (q) advance to the Final

Heat 2 **2**

9 August 2017 20:29 START TIME

15° C TEMPERATURE 88 % HUMIDITY

PLACE	BIB	NAME	COUNTRY	DATE of BIRTH	RESULT
	1000m	2000m	3000m	4000m	
1		Selemon BAREGA	ETH	20 Jan 00	13:21.50
	2:46.21 (13)	5:28.12 (6) 2:41.91 (1)	8:08.64 (1) 2:40.52 (1)	10:49.84 (4) 2:41.20 (6)	2:31.66 (1)
2		Birhanu BALEW	BRN	27 Feb 96	13:21.91
	2:46.27 (14)	5:28.39 (9) 2:42.12 (3)	8:09.14 (6) 2:40.75 (5)	10:49.65 (2) 2:40.51 (3)	2:32.26 (3)
3		Cyrus RUTTO	KEN	21 Apr 92	13:22.45
	2:44.94 (3)	5:27.77 (3) 2:42.83 (9)	8:09.10 (5) 2:41.33 (12)	10:50.51 (8) 2:41.41 (10)	2:31.94 (2)
4		Patrick TIERNAN	AUS	11 Sep 94	13:22.52
	2:45.67 (9)	5:28.85 (14) 2:43.18 (16)	8:09.82 (13) 2:40.97 (7)	10:49.44 (1) 2:39.62 (1)	2:33.08 (4)
5		Ryan HILL	USA	31 Jan 90	13:22.79
6		Mohammed AHMED	CAN	5 Jan 91	13:22.97
	2:45.67 (8)	5:28.22 (7) 2:42.55 (5)	8:09.45 (10) 2:41.23 (10)	10:49.77 (3) 2:40.32 (2)	2:33.20 (5)
7		Andrew BUTCHART	GBR	14 Oct 91	13:24.78
	2:45.21 (5)	5:27.96 (4) 2:42.75 (8)	8:09.29 (7) 2:41.33 (12)	10:50.24 (6) 2:40.95 (4)	2:34.54 (6)
8		Paul Kipkemoi CHELIMO	USA	27 Oct 90	13:24.88
	2:45.28 (6)	5:28.30 (8) 2:43.02 (11)	8:08.93 (3) 2:40.63 (3)	10:50.34 (7) 2:41.41 (10)	2:34.54 (6)
9		Kemoy CAMPBELL	JAM	14 Jan 91	13:26.67
10		Awet HABTE	ERI	29 Sep 97	13:27.70
	2:46.46 (16)	5:28.53 (10) 2:42.07 (2)	8:09.07 (4) 2:40.54 (2)	10:50.75 (11) 2:41.68 (13)	2:36.95 (8)
11		Soufiane BOUCHIKHI	BEL	22 Mar 90	13:28.64
	2:45.85 (11)	5:29.02 (15) 2:43.17 (15)	8:10.03 (14) 2:41.01 (8)	10:51.35 (12) 2:41.32 (8)	2:37.29 (9)
12		Jamal Abdi DIRIEH	DJI	1 Jan 97	13:28.98
	2:46.42 (15)	5:28.66 (12) 2:42.24 (4)	8:09.54 (11) 2:40.88 (6)	10:50.60 (9) 2:41.06 (5)	2:38.38 (10)
13		Zouhair AOUAD	BRN	7 Apr 89	13:29.28
	2:46.00 (12)	5:28.67 (13) 2:42.67 (7)	8:09.41 (9) 2:40.74 (4)	10:50.75 (10) 2:41.34 (9)	2:38.53 (11)
14		Sondre Nordstad MOEN	NOR	12 Jan 91	13:31.71
	2:44.43 (1)	5:27.51 (1) 2:43.08 (13)	8:09.72 (12) 2:42.21 (16)	10:51.43 (13) 2:41.71 (14)	2:40.28 (12)
15		Stephen KISSA	UGA	1 Dec 95	13:32.86
	2:44.70 (2)	5:27.76 (2) 2:43.06 (12)	8:08.81 (2) 2:41.05 (9)	10:50.07 (5) 2:41.26 (7)	2:42.79 (14)
16		Josphat Kiprono MENJO	KEN	20 Aug 79	13:35.68
	2:45.00 (4)	5:27.99 (5) 2:42.99 (10)	8:09.31 (8) 2:41.32 (11)	10:54.04 (15) 2:44.73 (15)	2:41.64 (13)

Timing and Measurement by SEIKO

AT-5000-M-h--2--.RS5..M issued at 20:51 on Wednesday, 09 August 2017

1 2

Official Partners



RACE ANALYSIS
5000 Metres Men - Round 1

PLACE	BIB	NAME	COUNTRY	DATE of BIRTH	RESULT				
		<table border="1"> <tr> <td>1000m</td> <td>2000m</td> <td>3000m</td> <td>4000m</td> </tr> </table>	1000m	2000m	3000m	4000m			
1000m	2000m	3000m	4000m						
17		Richard RINGER	GER	27 Feb 89	13:36.87				
		<table border="1"> <tr> <td>2:46.69 (17)</td> <td>5:29.26 (17) 2:42.57 (6)</td> <td>8:10.76 (15) 2:41.50 (14)</td> <td>10:52.21 (14) 2:41.45 (12)</td> <td>2:44.66 (15)</td> </tr> </table>	2:46.69 (17)	5:29.26 (17) 2:42.57 (6)	8:10.76 (15) 2:41.50 (14)	10:52.21 (14) 2:41.45 (12)	2:44.66 (15)		
2:46.69 (17)	5:29.26 (17) 2:42.57 (6)	8:10.76 (15) 2:41.50 (14)	10:52.21 (14) 2:41.45 (12)	2:44.66 (15)					
18		Marc SCOTT	GBR	21 Dec 93	13:58.11				
		<table border="1"> <tr> <td>2:45.81 (10)</td> <td>5:29.08 (16) 2:43.27 (17)</td> <td>8:11.21 (16) 2:42.13 (15)</td> <td>10:59.66 (16) 2:48.45 (16)</td> <td>2:58.45 (16)</td> </tr> </table>	2:45.81 (10)	5:29.08 (16) 2:43.27 (17)	8:11.21 (16) 2:42.13 (15)	10:59.66 (16) 2:48.45 (16)	2:58.45 (16)		
2:45.81 (10)	5:29.08 (16) 2:43.27 (17)	8:11.21 (16) 2:42.13 (15)	10:59.66 (16) 2:48.45 (16)	2:58.45 (16)					
		Brahim KAAZOUZI	MAR	15 Jun 90	DNF				
		<table border="1"> <tr> <td>2:45.46 (7)</td> <td>5:28.54 (11) 2:43.08 (13)</td> </tr> </table>	2:45.46 (7)	5:28.54 (11) 2:43.08 (13)					
2:45.46 (7)	5:28.54 (11) 2:43.08 (13)								
		Gabriel Gerald GEAY	TAN	10 Sep 96	DNS				
		Hagos GEBRHIWET	ETH	11 May 94	DNS				

RESULTS



5000 Metres Men - Round 1

First 5 in each heat (Q) and the next 5 fastest (q) advance to the Final

RECORDS	RESULT	NAME	COUNTRY	AGE	VENUE	DATE
World Record WR	12:37.35	Kenenisa BEKELE	ETH	22	Hengelo (Blankers-Koen Stadion)	31 May 2004
Championships Record CR	12:52.79	Eliud KIPCHOGE	KEN	19	Paris Saint-Denis (Stade de France)	31 Aug 2003
World Leading WL	12:55.23	Muktar EDRIS	ETH	23	Lausanne (Pontaise)	6 Jul 2017
Area Record AR		National Record NR		Personal Best PB		Season Best SB

Heat 1

2

9 August 2017 20:06 START TIME

15° C TEMPERATURE 88 % HUMIDITY

PLACE	NAME	COUNTRY	DATE OF BIRTH	ORDER	RESULT	
1	Yomif KEJELCHA	ETH	1 Aug 97	4	13:30.07	Q
2	Mohamed FARAH	GBR	23 Mar 83	7	13:30.18	Q
3	Muktar EDRIS	ETH	14 Jan 94	19	13:30.22	Q
4	Justyn KNIGHT	CAN	19 Jul 96	10	13:30.27	Q
5	Aron KIFLE	ERI	20 Feb 98	17	13:30.36	Q
6	Bashir ABDI	BEL	10 Feb 89	3	13:30.71	
7	Morgan MCDONALD	AUS	23 Apr 96	5	13:30.73	
8	Soufiyan BOUQANTAR	MAR	30 Aug 93	11	13:30.78	
9	Jacob KIPLIMO	UGA	14 Nov 00	13	13:30.92	
10	Eric JENKINS	USA	24 Nov 91	12	13:31.09	
11	Sam MCENTEE	AUS	3 Feb 92	8	13:31.58	
12	Hayle IBRAHIMOV	AZE	18 Jan 90	20	13:32.15	
13	Emmanuel Giniki GISAMODA	TAN	18 May 88	15	13:32.31	
14	Albert Kibichii ROP	BRN	17 Jul 92	6	13:32.40	
15	Lakshmanan GOVINDAN	IND	5 Jun 90	2	13:35.69	PB
16	Illias FIFA	ESP	16 May 89	18	13:47.90	
17	Kadar Omar ABDULLAHI	ART	96	21	14:32.67	PB
18	Mohamed Daud MOHAMED	SOM	1 Mar 96	14	14:34.27	PB
19	Davis KIPLANGAT	KEN	10 Jul 98	16	14:52.98	
20	David KULANG	SSD	22 Sep 95	1	14:53.19	SB
21	Mohamed SAMBE	MTN	14 Sep 83	9	16:16.29	PB

INTERMEDIATE TIMES	1000m	852 Aron KIFLE	2:48.41
	2000m	1357 Jacob KIPLIMO	5:32.59
	3000m	1316 Emmanuel Giniki GISAMODA	8:18.12
	4000m	1316 Emmanuel Giniki GISAMODA	11:00.06

RESULTS
5000 Metres Men - Round 1

Heat 2

2

9 August 2017 20:29 START TIME

15° C TEMPERATURE 88 % HUMIDITY

PLACE	NAME	COUNTRY	DATE OF BIRTH	ORDER	RESULT	
1	Selemon BAREGA	ETH	20 Jan 00	2	13:21.50	Q
2	Birhanu BALEW	BRN	27 Feb 96	1	13:21.91	Q
3	Cyrus RUTTO	KEN	21 Apr 92	6	13:22.45	Q
4	Patrick TIERNAN	AUS	11 Sep 94	16	13:22.52	Q
5	Ryan HILL	USA	31 Jan 90	3	13:22.79	Q
6	Mohammed AHMED	CAN	5 Jan 91	21	13:22.97	q
7	Andrew BUTCHART	GBR	14 Oct 91	14	13:24.78	q
8	Paul Kipkemoi CHELIMO	USA	27 Oct 90	11	13:24.88	q
9	Kemoy CAMPBELL	JAM	14 Jan 91	18	13:26.67	q
10	Awet HABTE	ERI	29 Sep 97	10	13:27.70	q
11	Soufiane BOUCHIKHI	BEL	22 Mar 90	15	13:28.64	
12	Jamal Abdi DIRIEH	DJI	97	19	13:28.98	
13	Zouhair AOUAD	BRN	7 Apr 89	5	13:29.28	
14	Sondre Nordstad MOEN	NOR	12 Jan 91	4	13:31.71	
15	Stephen KISSA	UGA	1 Dec 95	17	13:32.86	
16	Josphat Kiprono MENJO	KEN	20 Aug 79	12	13:35.68	
17	Richard RINGER	GER	27 Feb 89	13	13:36.87	
18	Marc SCOTT	GBR	21 Dec 93	8	13:58.11	
	Brahim KAAZOUZI	MAR	15 Jun 90	9	DNF	
	Gabriel Gerald GEAY	TAN	10 Sep 96	20	DNS	
	Hagos GEBRHIWET	ETH	11 May 94	7	DNS	

INTERMEDIATE TIMES			
1000m	1212	Sondre Nordstad MOEN	2:44.43
2000m	1212	Sondre Nordstad MOEN	5:27.51
3000m	893	Selemon BAREGA	8:08.64
4000m	655	Patrick TIERNAN	10:49.44

ALL-TIME OUTDOOR TOP LIST

SEASON OUTDOOR TOP LIST

RESULT	NAME	VENUE	DATE	RESULT	NAME	VENUE	2017
12:37.35	Kenenisa BEKELE (ETH)	engelo (Blankers-Koen Stadion)	31 May 04	12:55.23	Muktar EDRIS (ETH)	Lausanne (Pontaise)	6 Jul
12:39.36	Haile GEBRSELASSIE (ETH)	Helsinki	13 Jun 98	12:55.58	Selemon BAREGA (ETH)	Lausanne (Pontaise)	6 Jul
12:39.74	Daniel KOMEN (KEN)	Bruxelles	22 Aug 97	12:59.83	Joshua Kiprui CHEPTEGEI (UGA)	Lausanne (Pontaise)	6 Jul
12:46.53	Eliud KIPCHOGE (KEN)	Roma (Stadio Olimpico)	2 Jul 04	13:00.70	Mohamed FARAH (GBR)	Eugene (Hayward Field), OR	27 May
12:46.81	Dejen GEBREMESKEL (ETH)	int-Denis (Stade de France)	6 Jul 12	13:01.21	Yomif KEJELCHA (ETH)	Eugene (Hayward Field), OR	27 May
12:47.04	Sileshi SIHINE (ETH)	Roma (Stadio Olimpico)	2 Jul 04	13:01.35	Geoffrey Kipsanq KAMWOROR (KEN)	ene (Hayward Field), OR	27 May
12:47.53	Haqos GEBRHIWET (ETH)	Saint-Denis (Stade de France)	6 Jul 12	13:03.44	Cyrus RUTTO (KEN)	Somerville (Dilboy Stadium), MA	2 Jun
12:48.64	Isiah Kiplangat KOECH (KEN)	it-Denis (Stade de France)	6 Jul 12	13:04.82	Albert Kibichii ROP (BRN)	Eugene (Hayward Field), OR	27 May
12:48.66	Isaac Kiprono SONGOK (KEN)	Zürich	18 Aug 06	13:06.81	Yenew ALAMIREW (ETH)	Lausanne (Pontaise)	6 Jul
12:48.77	Yenew ALAMIREW (ETH)	is Saint-Denis (Stade de France)	6 Jul 12	13:08.16	Mohammed AHMED (CAN)	Eugene (Hayward Field), OR	27 May

RESULTS



10,000 Metres Men - Final

RECORDS	RESULT	NAME	COUNTRY	AGE	VENUE	DATE
World Record WR	26:17.53	Kenenisa BEKELE	ETH	23	Bruxelles (Boudewijnstadion)	26 Aug 2005
Championships Record CR	26:46.31	Kenenisa BEKELE	ETH	27	Berlin (Olympiastadion)	17 Aug 2009
World Leading WL	26:49.51	Mohamed FARAH	GBR	34	London	4 Aug 2017
Area Record AR		National Record NR		Personal Best PB		Season Best SB

4 August 2017 21:20 START TIME 20° C TEMPERATURE 64 % HUMIDITY

PLACE	NAME	COUNTRY	DATE OF BIRTH	ORDER	RESULT	
1	Mohamed FARAH	GBR	23 Mar 83	20	26:49.51	WL
2	Joshua Kiprui CHEPTEGEI	UGA	12 Sep 96	23	26:49.94	PB
3	Paul Kipngetch TANUI	KEN	22 Dec 90	5	26:50.60	SB
4	Bedan Karoki MUCHIRI	KEN	21 Aug 90	2	26:52.12	PB
5	Jemal YIMER	ETH	11 Sep 96	4	26:56.11	PB
6	Geoffrey Kipsang KAMWOROR	KEN	22 Nov 92	22	26:57.77	SB
7	Abadi HADIS	ETH	6 Nov 97	11	26:59.19	SB
8	Mohammed AHMED	CAN	5 Jan 91	10	27:02.35	NR
9	Shadrack KIPCHIRCHIR	USA	22 Feb 89	8	27:07.55	PB
10	Andamlak BELIHU	ETH	20 Nov 98	24	27:08.94	PB
11	Aron KIFLE	ERI	20 Feb 98	15	27:09.92	PB
12	Abraham Naibei CHEROBEN	BRN	11 Oct 92	1	27:11.08	NR
13	Leonard Essau KORIR	USA	10 Dec 86	14	27:20.18	PB
14	Timothy TOROITICH	UGA	10 Oct 91	12	27:21.09	PB
15	Hassan MEAD	USA	28 Aug 89	17	27:32.49	PB
16	Zane ROBERTSON	NZL	14 Nov 89	13	27:48.59	SB
17	Hiskel TEWELDE	ERI	15 Sep 86	18	27:49.62	SB
18	Moses Martin KURONG	UGA	7 Jul 94	21	27:50.71	
19	Onesphore NZIKWINKUNDA	BDI	10 Jun 97	6	28:09.98	PB
20	Stephen MOKOKA	RSA	31 Jan 85	9	28:14.67	SB
21	Bayron PIEDRA	ECU	19 Aug 82	7	28:50.72	SB
22	Patrick TIERNAN	AUS	11 Sep 94	19	29:23.72	
	Nguse AMLOSOM	ERI	10 Nov 86	16	DNF	
	Polat Kemboi ARIKAN	TUR	12 Dec 90	3	DNF	

INTERMEDIATE TIMES	1000m	1356	Joshua Kiprui CHEPTEGEI	2:39.48
	2000m	1130	Geoffrey Kipsang KAMWOROR	5:25.45
	3000m	1356	Joshua Kiprui CHEPTEGEI	8:09.13
	4000m	1356	Joshua Kiprui CHEPTEGEI	10:53.80
	5000m	1142	Bedan Karoki MUCHIRI	13:33.74
	6000m	1130	Geoffrey Kipsang KAMWOROR	16:17.50
	7000m	1356	Joshua Kiprui CHEPTEGEI	19:02.21
	8000m	1356	Joshua Kiprui CHEPTEGEI	21:40.98
	9000m	898	Abadi HADIS	24:20.05

ALL-TIME OUTDOOR TOP LIST				SEASON OUTDOOR TOP LIST			
RESULT	NAME	VENUE	DATE	RESULT	NAME	VENUE	2017
26:17.53	Kenenisa BEKELE (ETH)	Bruxelles (Boudewijnstadion)	26 Aug 05	26:49.51	Mohamed FARAH (GBR)	London	4 Aug
26:22.75	Hailu GEBRSELASSIE (ETH)	Ho (Blankers-Koen Stadion)	1 Jun 98	26:49.94	Joshua Kiprui CHEPTEGEI (UGA)	London	4 Aug
26:27.85	Paul TERGAT (KEN)	Bruxelles	22 Aug 97	26:50.60	Paul Kipngetch TANUI (KEN)	London	4 Aug
26:30.03	Nicholas KEMBOI (KEN)	Bruxelles (Boudewijnstadion)	5 Sep 03	26:52.12	Bedan Karoki MUCHIRI (KEN)	London	4 Aug
26:30.74	Abebe DINKESA (ETH)	Hengelo	29 May 05	26:56.11	Jemal YIMER (ETH)	London	4 Aug
26:35.63	Micah Kipkemboi KOGO (KEN)	Bruxelles (Boudewijnstadion)	25 Aug 06	26:57.77	Geoffrey Kipsang KAMWOROR (KEN)	London	4 Aug
26:36.26	Paul Kipsiich KOECH (KEN)	Bruxelles	22 Aug 97	26:59.19	Abadi HADIS (ETH)	London	4 Aug
26:37.25	Zersenay TADESE (ERI)	Bruxelles (Boudewijnstadion)	25 Aug 06	27:02.35	Mohammed AHMED (CAN)	London	4 Aug
26:38.08	Salah HISSOU (MAR)	Bruxelles	23 Aug 96	27:07.55	Shadrack KIPCHIRCHIR (USA)	London	4 Aug
26:38.76	Ahmad Hassan ABDULLAH (QAT)	Bruxelles (Boudewijnstadion)	5 Sep 03	27:08.94	Andamlak BELIHU (ETH)	London	4 Aug

RACE ANALYSIS

10,000 Metres Men - Final



4 August 2017 21:20 START TIME 20° C TEMPERATURE 64 % HUMIDITY

PLACE	BIB	NAME	COUNTRY	DATE of BIRTH	RESULT						
		1000m	2000m	3000m	4000m	5000m	6000m	7000m	8000m	9000m	
1		Mohamed FARAH	GBR	23 Mar 83	26:49.51 WL						
		2:42.14 (17)	5:28.33 (17)	8:11.53 (16)	10:53.99 (2)	13:36.20 (11)	16:18.25 (7)	19:02.78 (6)	21:41.66 (5)	24:20.69 (6)	2:28.82 (1)
			2:46.19 (14)	2:43.20 (9)	2:42.46 (1)	2:42.21 (14)	2:42.05 (2)	2:44.53 (5)	2:38.88 (8)	2:39.03 (4)	
2		Joshua Kiprui CHEPTEGEI	UGA	12 Sep 96	26:49.94 PB						
		2:39.48 (1)	5:25.76 (2)	8:09.13 (1)	10:53.80 (1)	13:34.94 (5)	16:18.02 (5)	19:02.21 (1)	21:40.98 (1)	24:20.47 (4)	2:29.47 (2)
			2:46.28 (17)	2:43.37 (13)	2:44.67 (18)	2:41.14 (8)	2:43.08 (9)	2:44.19 (1)	2:38.77 (5)	2:39.49 (9)	
3		Paul Kipngetich TANUI	KEN	22 Dec 90	26:50.60 SB						
		2:40.19 (4)	5:26.04 (3)	8:09.50 (3)	10:54.14 (4)	13:34.41 (3)	16:17.68 (2)	19:02.50 (3)	21:41.53 (4)	24:20.27 (2)	2:30.33 (3)
			2:45.85 (5)	2:43.46 (15)	2:44.64 (16)	2:40.27 (4)	2:43.27 (11)	2:44.82 (9)	2:39.03 (9)	2:38.74 (2)	
4		Bedan Karoki MUCHIRI	KEN	21 Aug 90	26:52.12 PB						
		2:41.13 (10)	5:27.97 (15)	8:11.21 (15)	10:54.16 (5)	13:33.74 (1)	16:18.11 (6)	19:03.11 (11)	21:41.72 (6)	24:20.51 (5)	2:31.61 (4)
			2:46.84 (22)	2:43.24 (10)	2:42.95 (2)	2:39.58 (1)	2:44.37 (14)	2:45.00 (13)	2:38.61 (2)	2:38.79 (3)	
5		Jemal YIMER	ETH	11 Sep 96	26:56.11 PB						
		2:41.89 (16)	5:27.13 (9)	8:10.32 (9)	10:54.39 (7)	13:35.54 (8)	16:18.45 (10)	19:03.10 (10)	21:41.86 (7)	24:21.16 (8)	2:34.95 (5)
			2:45.24 (1)	2:43.19 (7)	2:44.07 (9)	2:41.15 (9)	2:42.91 (8)	2:44.65 (6)	2:38.76 (4)	2:39.30 (7)	
6		Geoffrey Kipsang KAMWOROR	KEN	22 Nov 92	26:57.77 SB						
		2:39.68 (2)	5:25.45 (1)	8:09.31 (2)	10:54.09 (3)	13:34.18 (2)	16:17.50 (1)	19:02.40 (2)	21:41.23 (2)	24:20.28 (3)	2:37.49 (6)
			2:45.77 (4)	2:43.86 (21)	2:44.78 (20)	2:40.09 (2)	2:43.32 (13)	2:44.90 (10)	2:38.83 (6)	2:39.05 (6)	
7		Abadi HADIS	ETH	6 Nov 97	26:59.19 SB						
		2:41.24 (11)	5:26.95 (7)	8:10.14 (8)	10:54.41 (8)	13:35.39 (7)	16:17.83 (4)	19:02.57 (4)	21:41.32 (3)	24:20.05 (1)	2:39.14 (7)
			2:45.71 (2)	2:43.19 (7)	2:44.27 (13)	2:40.98 (6)	2:42.44 (5)	2:44.74 (7)	2:38.75 (3)	2:38.73 (1)	
8		Mohammed AHMED	CAN	5 Jan 91	27:02.35 NR						
		2:41.00 (9)	5:27.18 (10)	8:09.62 (4)	10:54.28 (6)	13:35.83 (10)	16:18.35 (9)	19:02.69 (5)	21:41.91 (8)	24:20.95 (7)	2:41.40 (9)
			2:46.18 (13)	2:42.44 (1)	2:44.66 (17)	2:41.55 (10)	2:42.52 (6)	2:44.34 (4)	2:39.22 (10)	2:39.04 (5)	
9		Shadrack KIPCHIRCHIR	USA	22 Feb 89	27:07.55 PB						
		2:41.63 (14)	5:28.25 (16)	8:11.04 (14)	10:54.47 (9)	13:36.67 (13)	16:18.77 (13)	19:03.71 (14)	21:42.03 (9)	24:21.35 (9)	2:46.20 (15)
			2:46.62 (21)	2:42.79 (2)	2:43.43 (4)	2:42.20 (13)	2:42.10 (3)	2:44.94 (11)	2:38.32 (1)	2:39.32 (8)	
10		Andamlak BELIHU	ETH	20 Nov 98	27:08.94 PB						
		2:40.66 (6)	5:26.97 (8)	8:09.88 (6)	10:54.59 (11)	13:35.65 (9)	16:18.28 (8)	19:03.04 (9)	21:43.14 (12)	24:26.70 (10)	2:42.24 (10)
			2:46.31 (18)	2:42.91 (4)	2:44.71 (19)	2:41.06 (7)	2:42.63 (7)	2:44.76 (8)	2:40.10 (12)	2:43.56 (10)	
11		Aron KIFLE	ERI	20 Feb 98	27:09.92 PB						
		2:41.40 (13)	5:27.53 (13)	8:10.54 (11)	10:54.67 (12)	13:36.44 (12)	16:18.60 (12)	19:02.84 (7)	21:42.67 (11)	24:28.78 (12)	2:41.14 (8)
			2:46.13 (12)	2:43.01 (5)	2:41.77 (12)	2:42.16 (4)	2:42.16 (4)	2:44.24 (2)	2:39.83 (11)	2:46.11 (12)	
12		Abraham Naibei CHEROBEN	BRN	11 Oct 92	27:11.08 NR						
		2:40.86 (8)	5:27.74 (14)	8:10.82 (13)	10:54.92 (15)	13:35.22 (6)	16:18.52 (11)	19:03.46 (13)	21:42.31 (10)	24:27.83 (11)	2:43.25 (11)
			2:46.88 (23)	2:43.08 (6)	2:44.10 (10)	2:40.30 (5)	2:43.30 (12)	2:44.94 (11)	2:38.85 (7)	2:45.52 (11)	
13		Leonard Essau KORIR	USA	10 Dec 86	27:20.18 PB						
		2:42.90 (22)	5:28.98 (22)	8:11.77 (17)	10:56.03 (20)	13:37.69 (15)	16:19.03 (14)	19:03.36 (12)	21:46.67 (14)	24:35.07 (13)	2:45.11 (14)
			2:46.08 (10)	2:42.79 (2)	2:44.26 (12)	2:41.66 (11)	2:41.34 (1)	2:44.33 (3)	2:43.31 (13)	2:48.40 (13)	
14		Timothy TOROITICH	UGA	10 Oct 91	27:21.09 PB						
		2:40.40 (5)	5:26.25 (4)	8:09.68 (5)	10:54.48 (10)	13:34.65 (4)	16:17.82 (3)	19:02.92 (8)	21:46.59 (13)	24:36.45 (14)	2:44.64 (13)
			2:45.85 (5)	2:43.43 (14)	2:44.80 (21)	2:40.17 (3)	2:43.17 (10)	2:45.10 (14)	2:43.67 (14)	2:49.86 (15)	
15		Hassan MEAD	USA	28 Aug 89	27:32.49 PB						
		2:40.78 (7)	5:26.68 (6)	8:10.32 (10)	10:54.81 (13)	13:37.87 (16)	16:22.64 (15)	19:09.34 (15)	21:58.84 (15)	24:48.56 (15)	2:43.93 (12)
			2:45.90 (7)	2:43.64 (19)	2:44.49 (15)	2:43.06 (19)	2:44.77 (15)	2:46.70 (15)	2:49.50 (16)	2:49.72 (14)	
16		Zane ROBERTSON	NZL	14 Nov 89	27:48.59 SB						
		2:42.46 (20)	5:28.54 (19)	8:12.09 (19)	10:56.02 (19)	13:38.83 (19)	16:24.69 (17)	19:11.99 (17)	22:01.94 (17)	24:55.65 (16)	2:52.94 (19)
			2:46.08 (10)	2:43.55 (17)	2:43.93 (6)	2:42.81 (17)	2:45.86 (18)	2:47.30 (17)	2:49.95 (17)	2:53.71 (18)	



RACE ANALYSIS
10,000 Metres Men - Final

PLACE	BIB	NAME	COUNTRY							DATE of BIRTH	RESULT
1000m	2000m	3000m	4000m	5000m	6000m	7000m	8000m	9000m			
17		Hiskel TEWELDE	ERI							15 Sep 86	27:49.62 SB
2:42.34 (19)	5:28.68 (20) 2:46.34 (19)	8:12.31 (20) 2:43.63 (18)	10:55.39 (17) 2:43.08 (3)	13:38.10 (17) 2:42.71 (16)	16:25.05 (19) 2:46.95 (20)	19:16.04 (19) 2:50.99 (19)	22:08.89 (18) 2:52.85 (18)	25:02.17 (18) 2:53.28 (17)	2:47.45 (17)		
18		Moses Martin KURONG	UGA							7 Jul 94	27:50.71
2:39.96 (3)	5:26.50 (5) 2:46.54 (20)	8:09.96 (7) 2:43.46 (15)	10:54.88 (14) 2:44.92 (22)	13:37.44 (14) 2:42.56 (15)	16:25.83 (21) 2:48.39 (21)	19:15.99 (18) 2:50.16 (18)	22:08.89 (19) 2:52.90 (19)	25:01.97 (17) 2:53.08 (16)	2:48.74 (18)		
19		Onesphore NZIKWINKUNDA	BDI							10 Jun 97	28:09.98 PB
2:41.64 (15)	5:27.38 (11) 2:45.74 (3)	8:12.52 (21) 2:45.14 (23)	10:56.35 (21) 2:43.83 (5)	13:41.27 (22) 2:44.92 (22)	16:32.97 (22) 2:51.70 (22)	19:29.03 (21) 2:56.06 (21)	22:26.67 (21) 2:57.64 (21)	25:23.26 (20) 2:56.59 (19)	2:46.72 (16)		
20		Stephen MOKOKA	RSA							31 Jan 85	28:14.67 SB
2:42.55 (21)	5:28.78 (21) 2:46.23 (15)	8:12.55 (22) 2:43.77 (20)	10:56.57 (22) 2:44.02 (8)	13:40.02 (21) 2:43.45 (20)	16:25.17 (20) 2:45.15 (17)	19:16.38 (20) 2:51.21 (20)	22:15.05 (20) 2:58.67 (22)	25:18.46 (19) 3:03.41 (21)	2:56.21 (21)		
21		Bayron PIEDRA	ECU							19 Aug 82	28:50.72 SB
2:43.09 (23)	5:29.12 (23) 2:46.03 (9)	8:13.36 (23) 2:44.24 (22)	11:05.89 (23) 2:52.53 (23)	14:03.00 (23) 2:57.11 (23)	17:00.10 (23) 2:57.10 (23)	19:59.50 (22) 2:59.40 (22)	22:55.55 (22) 2:56.05 (20)	25:55.52 (22) 2:59.97 (20)	2:55.20 (20)		
22		Patrick TIERNAN	AUS							11 Sep 94	29:23.72
2:42.23 (18)	5:28.49 (18) 2:46.26 (16)	8:11.79 (18) 2:43.30 (12)	10:55.79 (18) 2:44.00 (7)	13:39.66 (20) 2:43.87 (21)	16:24.49 (16) 2:44.83 (16)	19:11.72 (16) 2:47.23 (16)	21:59.05 (16) 2:47.33 (15)	25:29.94 (21) 3:30.89 (22)	3:53.78 (22)		
		Polat Kemboi ARIKAN	TUR							12 Dec 90	DNF
2:41.37 (12)	5:27.38 (12) 2:46.01 (8)	8:10.67 (12) 2:43.29 (11)	10:55.13 (16) 2:44.46 (14)	13:38.11 (18) 2:42.98 (18)	16:24.87 (18) 2:46.76 (19)						
		Nguse AMLOSOM	ERI							10 Nov 86	DNF

RESULTS

Marathon Men - Final



CORRECT ORDER OF FINISH

RECORDS	RESULT	NAME	COUNTRY	AGE	VENUE	DATE
World Record WR	2:02:57	Dennis Kipruto	KEN	30	Berlin	28 Sep 2014
Championships Record CR	2:06:54	Abel KIRUI	KEN	27	Berlin	22 Aug 2009
World Leading WL	2:03:58	Wilson Kipsang KIPROTICH	KEN	35	Tokyo	26 Feb 2017
Area Record AR		National Record NR		Personal Best PB		Season Best SB

6 August 2017 10:54 START TIME 18° C TEMPERATURE 60 % HUMIDITY
13:42 END TIME

PLACE	NAME	COUNTRY	DATE OF BIRTH	RESULT	
1	Geoffrey Kipkorir KIRUI	KEN	16 Feb 93	2:08:27	SB
2	Tamirat TOLA	ETH	11 Aug 91	2:09:49	+ 1:22
3	Alphonse Felix SIMBU	TAN	14 Feb 92	2:09:51	+ 1:24
4	Callum HAWKINS	GBR	22 Jun 92	2:10:17	PB + 1:50
5	Gideon Kipkemoi KIPKETER	KEN	10 Nov 92	2:10:56	+ 2:29
6	Daniele MEUCCI	ITA	7 Oct 85	2:10:56	PB + 2:29
7	Yohanes GHEBREGERGIS	ERI	1 Jan 89	2:12:07	+ 3:40
8	Daniel Kinyua WANJIRU	KEN	26 May 92	2:12:16	+ 3:49
9	Yuki KAWAUCHI	JPN	5 Mar 87	2:12:19	+ 3:52
10	Kentaro NAKAMOTO	JPN	7 Dec 82	2:12:41	+ 4:14
11	Munyo Solomon MUTAI	UGA	22 Oct 92	2:13:29	+ 5:02
12	Ezekiel JAFARY	TAN	30 Dec 89	2:14:05	+ 5:38
13	Abdi Hakin ULAD	DEN	14 Jun 91	2:14:22	SB + 5:55
14	Kaan Kigen OZBILEN	TUR	15 Jan 86	2:14:29	SB + 6:02
15	Shumi DECHASA	BRN	28 May 89	2:15:08	SB + 6:41
16	Elkanah KIBET	USA	2 Jun 83	2:15:14	+ 6:47
17	Javier GUERRA	ESP	10 Nov 83	2:15:22	+ 6:55
18	Ihor OLEFIRENKO	UKR	14 Mar 90	2:15:34	SB + 7:07
19	Tsegaye MEKONNEN	ETH	15 Jun 95	2:15:36	+ 7:09
20	Ernesto Andrés ZAMORA	URU	13 Apr 83	2:16:00	PB + 7:33
21	Desmond MOKGOBU	RSA	23 Nov 88	2:16:14	+ 7:47
22	Mick CLOHISSEY	IRL	13 Jan 86	2:16:21	SB + 7:54
23	Valentin PFEIL	AUT	17 Jul 88	2:16:28	+ 8:01
24	Remigijus KANCYS	LTU	17 Jul 87	2:16:34	+ 8:07
25	Derlys AYALA	PAR	7 Jan 90	2:16:37	SB + 8:10
26	Hiroto INOUE	JPN	6 Jan 93	2:16:54	+ 8:27
27	Ihor RUSS	UKR	8 Sep 88	2:17:01	SB + 8:34
28	Thonakal GOPI	IND	24 May 88	2:17:13	+ 8:46
29	Mert GIRMALEGESSE	TUR	30 Nov 87	2:17:36	+ 9:09
30	Mohamed Reda EL AARABY	MAR	12 Nov 89	2:17:50	+ 9:23
31	Andrew DAVIES	GBR	30 Oct 79	2:17:59	+ 9:32
32	Mikael EKVALL	SWE	18 Jun 89	2:18:12	SB + 9:45
33	Pardon NDHLOVU	ZIM	23 Aug 87	2:18:37	SB + 10:10
34	Munkhbayar NARANDULAM	MGL	28 Oct 90	2:18:42	PB + 10:15
35	Namupala REONARD	NAM	28 Mar 82	2:18:51	SB + 10:24
36	Yuriy RUSYUK	UKR	3 May 87	2:18:54	SB + 10:27
37	Paulus IYAMBO	NAM	18 Mar 82	2:19:45	+ 11:18
38	Stephno Gwandu HUCHE	TAN	15 Nov 90	2:20:05	+ 11:38
39	Josh GRIFFITHS	GBR	3 Nov 93	2:20:06	+ 11:39
40	Tiidrek NURME	EST	18 Nov 85	2:20:41	SB + 12:14
41	Ghebregziabhier KIBROM	ERI	1 Feb 87	2:21:22	+ 12:55
42	Robert CURTIS	USA	28 Nov 84	2:21:22	SB + 12:55

RESULTS
Marathon Men

43	Robert CHEMONGES	UGA	15 Oct 97	2:21:24		+ 12:57
44	Happy NDACHA MCHELENJE	MAW	5 Jan 88	2:21:39	PB	+ 13:12
45	Jack COLREAVY	AUS	15 Jun 89	2:21:44		+ 13:17
46	Byambajav TSEVEENRAVDAN	MGL	7 Jul 90	2:21:48		+ 13:21
47	Millen MATENDE	ZIM	23 Sep 82	2:21:52	SB	+ 13:25
48	Ser-Od BAT-OCHIR	MGL	7 Oct 81	2:21:55		+ 13:28
49	Leslie ENCINA	CHI	2 Jan 82	2:22:10		+ 13:43
50	Hassan CHANI	BRN	5 May 88	2:22:19		+ 13:52
51	Ignas BRASEVICIUS	LTU	21 Sep 84	2:22:20	SB	+ 13:53
52	David NILSSON	SWE	16 Apr 87	2:22:53		+ 14:26
53	Roman FOSTI	EST	6 Jun 83	2:23:28	SB	+ 15:01
54	Thomas TOTH	CAN	6 Oct 91	2:23:47		+ 15:20
55	Manuel CABRERA	CHI	30 Jan 83	2:24:08		+ 15:41
56	Daviti KHARAZISHVILI	GEO	24 Apr 92	2:24:24		+ 15:57
57	Segundo JAMI	ECU	12 May 86	2:24:28		+ 16:01
58	José Amado GARCÍA	GUA	13 Sep 77	2:25:03		+ 16:36
59	Hyosu KIM	KOR	14 Jul 86	2:25:08		+ 16:41
60	Brad MILOSEVIC	AUS	26 May 89	2:25:14		+ 16:47
61	David CARVER	MRI	5 Sep 87	2:25:45	SB	+ 17:18
62	Girmaw AMARE	ISR	26 Oct 87	2:26:37		+ 18:10
63	Sean HEHIR	IRL	27 Jan 85	2:27:33		+ 19:06
64	Seungyeop YU	KOR	16 Jan 92	2:29:06		+ 20:39
65	Kwangsik SHIN	KOR	16 Feb 93	2:29:52		+ 21:25
66	Rok PUHAR	SLO	14 Sep 92	2:33:12		+ 24:45
67	Luis Alberto ORTA	VEN	15 Jan 89	2:33:42	SB	+ 25:15
68	Juan Carlos TRUJILLO	GUA	17 Jul 85	2:33:42	SB	+ 25:15
69	Luis Carlos RIVERO	GUA	23 Feb 86	2:41:39		+ 33:12
70	Ricardo RAMOS	MEX	5 Dec 85	2:41:50	SB	+ 33:23
71	Abraham NIYONKURU	BDI	29 Dec 89	2:42:27		+ 34:00
	Jorge CASTELBLANCO	PAN	23 Sep 87	DNF		
	Jean-Pierre CASTRO	PER	23 Dec 90	DNF		
	Anuradha Indrajith COORAY	SRI	24 Mar 78	DNF		
	Nicolás CUESTAS	URU	8 Dec 86	DNF		
	Abdelhadi EL HACHIMI	BEL	15 Dec 74	DNF		
	Iván FERNÁNDEZ	ESP	10 Jun 88	DNF		
	Eric GILLIS	CAN	8 Mar 80	DNF		
	Josh HARRIS	AUS	3 Jul 90	DNF		
	Marius IONESCU	ROU	18 Dec 84	DNF		
	Stefano LA ROSA	ITA	28 Sep 85	DNF		
	Ayad LAMDASSEM	ESP	11 Oct 81	DNF		
	Raúl MACHACUAY	PER	18 Feb 83	DNF		
	Augustus MAIYO	USA	10 May 83	DNF		
	Mariano MASTROMARINO	ARG	15 Sep 82	DNF		
	Tsepo MATHIBELLE	LES	30 Jun 91	DNF		
	Amanuel MESEL	ERI	29 Dec 90	DNF		
	Ercan MUSLU	TUR	1 Dec 88	DNF		
	Lebenya NKOKA	LES	19 Oct 82	DNF		
	Cutbert NYASANGO	ZIM	17 Sep 82	DNF		
	Sibusiso NZIMA	RSA	23 Nov 86	DNF		
	Bhumiraj RAI	NEP	22 Jun 89	DNF		
	Ricardo RIBAS	POR	8 Oct 77	DNF		
	Aguelmis ROJAS	URU	28 Mar 78	DNF		
	Maru TEFERI	ISR	17 Aug 92	DNF		

RESULTS
Marathon Men

Yemane TSEGAY	ETH	8 Apr 85	DNF
Enzo YÁÑEZ	CHI	13 Sep 85	DNF
Valerijs ŽOLNEROVICS	LAT	19 Apr 85	DNF
Lusapho APRIL	RSA	24 May 82	DNS
Mumin GALA	DJI	6 Sep 86	DNS

INTERMEDIATE TIMES			
5 Km	457	Daniele MEUCCI	15:57
10 Km	422	Callum HAWKINS	31:35
15 Km	397	Amanuel MESEL	46:56
20 Km	471	Gideon Kipkemoi KIPKETER	1:02:15
Half Mar.	412	Tamirat TOLA	1:05:28
25 Km	472	Geoffrey Kipkorir KIRUI	1:16:43
30 Km	472	Geoffrey Kipkorir KIRUI	1:31:28
35 Km	472	Geoffrey Kipkorir KIRUI	1:46:11
40 Km	472	Geoffrey Kipkorir KIRUI	2:01:36

ALL-TIME OUTDOOR TOP LIST				SEASON OUTDOOR TOP LIST			
RESULT	NAME	VENUE	DATE	RESULT	NAME	VENUE	2017
2:02:57	Dennis Kipruto KIMETTO (KEN)	Berlin	28 Sep 14	2:03:58	Wilson Kipsang KIPROTICH (KEN)	Tokyo	26 Feb
2:03:03	Kenenisa BEKELE (ETH)	Berlin	25 Sep 16	2:04:11	Tamirat TOLA (ETH)	Dubai	20 Jan
2:03:05	Eliud KIPCHOGE (KEN)	London	24 Apr 16	2:05:48	Daniel Kinyua WANJIRU (KEN)	London	23 Apr
2:03:13	Emmanuel Kipchirchir MUTAI (KEN)	Berlin	28 Sep 14	2:05:51	Gideon Kipkemoi KIPKETER (KEN)	Tokyo	26 Feb
2:03:13	Wilson Kipsang KIPROTICH (KEN)	Berlin	25 Sep 16	2:05:54	Amos Choqe KIPRUTO (KEN)	Seoul	19 Mar
2:03:38	Patrick Makau MUSYOKI (KEN)	Berlin	25 Sep 11	2:05:57	Kenenisa BEKELE (ETH)	London	23 Apr
2:03:51	Stanley Kipleting BIWOTT (KEN)	London	24 Apr 16	2:06:03	Felix Kipchirchir KANDIE (KEN)	Seoul	19 Mar
2:03:59	Haile GEBRSELASSIE (ETH)	Berlin	28 Sep 08	2:06:04	Marius KIMUTAI (KEN)	Rotterdam	9 Apr
2:04:11	Tamirat TOLA (ETH)	Dubai	20 Jan 17	2:06:05	Mark KORIR (KEN)	Seoul	19 Mar
2:04:15	Geoffrey Kiprono MUTAI (KEN)	Berlin	30 Sep 12	2:06:07	Nobert Kipkoech KIGEN (KEN)	Seoul	19 Mar

RACE ANALYSIS

Marathon Men - Final



CORRECT ORDER OF FINISH

6 August 2017 10:54 START TIME 18° C TEMPERATURE 60 % HUMIDITY
13:42 END TIME

PLACE	BIB	NAME	COUNTRY	DATE of BIRTH	RESULT					
		5 Km								
		10 Km								
		15 Km								
		20 Km								
		Half Mar.								
		25 Km								
		30 Km								
		35 Km								
		40 Km								
1		Geoffrey Kipkorir KIRUI	KEN	16 Feb 93	2:08:27 SB					
	15:59 (15)	31:36 (5) 15:37 (4)	46:57 (10) 15:21 (27)	1:02:15 (2) 15:18 (2)	1:05:28 (2) 3:13 (2)	1:16:43 (1) 11:15 (1)	1:31:28 (1) 14:45 (1)	1:46:11 (1) 14:43 (1)	2:01:36 (1) 15:25 (1)	6:51 (3)
2		Tamirat TOLA	ETH	11 Aug 91	2:09:49	+ 1:22				
	16:00 (30)	31:38 (22) 15:38 (12)	46:57 (23) 15:19 (4)	1:02:16 (7) 15:19 (6)	1:05:28 (1) 3:12 (1)	1:16:43 (2) 11:15 (1)	1:31:28 (2) 14:45 (1)	1:46:12 (2) 14:44 (2)	2:02:28 (2) 16:16 (7)	7:21 (13)
3		Alphonse Felix SIMBU	TAN	14 Feb 92	2:09:51	+ 1:24				
	15:59 (10)	31:37 (17) 15:38 (12)	46:56 (4) 15:19 (4)	1:02:16 (14) 15:20 (13)	1:05:31 (5) 3:15 (5)	1:16:55 (4) 11:24 (4)	1:32:14 (5) 15:19 (5)	1:47:22 (3) 15:08 (3)	2:02:58 (3) 15:36 (3)	6:53 (4)
4		Callum HAWKINS	GBR	22 Jun 92	2:10:17 PB	+ 1:50				
	15:59 (21)	31:35 (1) 15:36 (1)	46:57 (11) 15:22 (31)	1:02:15 (3) 15:18 (2)	1:05:32 (10) 3:17 (8)	1:17:12 (9) 11:40 (10)	1:32:34 (8) 15:22 (6)	1:47:53 (5) 15:19 (5)	2:03:27 (4) 15:34 (2)	6:50 (2)
5		Gideon Kipkemai KIPKETER	KEN	10 Nov 92	2:10:56	+ 2:29				
	15:59 (17)	31:36 (2) 15:37 (4)	46:57 (15) 15:21 (27)	1:02:15 (1) 15:18 (2)	1:05:28 (3) 3:13 (2)	1:16:43 (3) 11:15 (1)	1:31:51 (3) 15:08 (3)	1:47:22 (4) 15:31 (6)	2:03:30 (5) 16:08 (6)	7:26 (15)
6		Daniele MEUCCI	ITA	7 Oct 85	2:10:56 PB	+ 2:29				
	15:57 (1)	31:38 (25) 15:41 (42)	46:58 (31) 15:20 (19)	1:02:18 (24) 15:20 (13)	1:05:35 (15) 3:17 (8)	1:17:17 (11) 11:42 (11)	1:32:42 (9) 15:25 (8)	1:47:53 (6) 15:11 (4)	2:03:54 (6) 16:01 (5)	7:02 (6)
7		Yohanes GHEBREGERGIS	ERI	1 Jan 89	2:12:07	+ 3:40				
	15:58 (9)	31:37 (12) 15:39 (23)	46:56 (8) 15:19 (4)	1:02:16 (13) 15:20 (13)	1:05:32 (7) 3:16 (6)	1:16:59 (6) 11:27 (5)	1:32:25 (6) 15:26 (9)	1:48:16 (7) 15:51 (8)	2:04:50 (7) 16:34 (11)	7:17 (9)
8		Daniel Kinyua WANJIRU	KEN	26 May 92	2:12:16	+ 3:49				
	15:59 (12)	31:37 (9) 15:38 (12)	46:57 (12) 15:20 (19)	1:02:16 (8) 15:19 (6)	1:05:30 (4) 3:14 (4)	1:16:58 (5) 11:28 (6)	1:32:14 (4) 15:16 (4)	1:48:19 (9) 16:05 (14)	2:04:58 (8) 16:39 (12)	7:18 (10)
9		Yuki KAWAUCHI	JPN	5 Mar 87	2:12:19	+ 3:52				
	16:01 (45)	31:39 (28) 15:38 (12)	46:58 (26) 15:19 (4)	1:02:18 (22) 15:20 (13)	1:05:37 (20) 3:19 (16)	1:17:47 (20) 12:10 (19)	1:33:49 (17) 16:02 (17)	1:49:40 (13) 15:51 (8)	2:05:38 (10) 15:58 (4)	6:41 (1)
10		Kentaro NAKAMOTO	JPN	7 Dec 82	2:12:41	+ 4:14				
	16:02 (46)	31:38 (26) 15:36 (1)	46:57 (24) 15:19 (4)	1:02:18 (21) 15:21 (23)	1:05:36 (16) 3:18 (14)	1:17:23 (12) 11:47 (13)	1:32:59 (12) 15:36 (11)	1:48:54 (10) 15:55 (10)	2:05:21 (9) 16:27 (9)	7:20 (12)
11		Munyo Solomon MUTAI	UGA	22 Oct 92	2:13:29	+ 5:02				
	15:59 (16)	31:36 (4) 15:37 (4)	46:56 (6) 15:20 (19)	1:02:15 (6) 15:19 (6)	1:05:31 (6) 3:16 (6)	1:17:23 (13) 11:52 (15)	1:33:10 (13) 15:47 (14)	1:49:07 (11) 15:57 (11)	2:05:55 (12) 16:48 (16)	7:34 (23)
12		Ezekiel JAFARY	TAN	30 Dec 89	2:14:05	+ 5:38				
	16:00 (25)	31:38 (23) 15:38 (12)	46:56 (3) 15:18 (1)	1:02:17 (18) 15:21 (23)	1:05:37 (19) 3:20 (18)	1:17:47 (17) 12:10 (19)	1:33:49 (16) 16:02 (17)	1:49:48 (14) 15:59 (12)	2:06:33 (13) 16:45 (14)	7:32 (20)
13		Abdi Hakin ULAD	DEN	14 Jun 91	2:14:22 SB	+ 5:55				
	16:06 (77)	31:44 (45) 15:38 (12)	47:08 (33) 15:24 (33)	1:02:25 (28) 15:17 (1)	1:05:51 (28) 3:26 (25)	1:17:59 (22) 12:08 (17)	1:33:50 (18) 15:51 (15)	1:49:53 (16) 16:03 (13)	2:06:43 (14) 16:50 (19)	7:39 (27)
14		Kaan Kigen OZBILEN	TUR	15 Jan 86	2:14:29 SB	+ 6:02				
	16:00 (29)	31:37 (15) 15:37 (4)	46:57 (17) 15:20 (19)	1:02:16 (12) 15:19 (6)	1:05:33 (12) 3:17 (8)	1:17:11 (8) 11:38 (8)	1:32:34 (7) 15:23 (7)	1:48:17 (8) 15:43 (7)	2:05:45 (11) 17:28 (28)	8:44 (58)
15		Shumi DECHASA	BRN	28 May 89	2:15:08 SB	+ 6:41				
	15:59 (13)	31:36 (6) 15:37 (4)	46:56 (5) 15:20 (19)	1:02:15 (4) 15:19 (6)	1:05:32 (9) 3:17 (8)	1:09:36 (91)				
16		Elkanah KIBET	USA	2 Jun 83	2:15:14	+ 6:47				
	16:00 (33)	31:37 (8) 15:37 (4)	46:57 (14) 15:20 (19)	1:02:16 (10) 15:19 (6)	1:05:34 (13) 3:18 (14)	1:17:24 (15) 11:50 (14)	1:33:27 (14) 16:03 (20)	1:49:51 (15) 16:24 (19)	2:07:28 (15) 17:37 (30)	7:46 (29)

RACE ANALYSIS
Marathon Men

PLACE	BIB	NAME	COUNTRY							DATE of BIRTH	RESULT	
5 Km	10 Km	15 Km	20 Km	Half Mar.	25 Km	30 Km	35 Km	40 Km				
17	Javier GUERRA							ESP	10 Nov 83	2:15:22	+ 6:55	
16:00 (36)	31:39 (30) 15:39 (23)	46:58 (29) 15:19 (4)	1:02:20 (26) 15:22 (27)	1:05:41 (23) 3:21 (21)	1:17:58 (21) 12:17 (22)	1:34:05 (22) 16:07 (22)	1:50:41 (17) 16:36 (24)	2:07:50 (17) 17:09 (24)	7:32 (20)			
18	Ihor OLEFIRENKO							UKR	14 Mar 90	2:15:34 SB	+ 7:07	
16:04 (65)	31:44 (48) 15:40 (34)	47:29 (42) 15:45 (40)	1:03:07 (37) 15:38 (35)	1:06:38 (37) 3:31 (30)	1:19:09 (36) 12:31 (32)	1:35:16 (30) 16:07 (22)	1:51:21 (21) 16:05 (14)	2:08:08 (18) 16:47 (15)	7:26 (15)			
19	Tsegaye MEKONNEN							ETH	15 Jun 95	2:15:36	+ 7:09	
15:58 (5)	31:37 (10) 15:39 (23)	46:57 (21) 15:20 (19)	1:02:15 (5) 15:18 (2)	1:05:32 (8) 3:17 (8)	1:17:06 (7) 11:34 (7)	1:32:49 (11) 15:43 (13)	1:49:27 (12) 16:38 (27)	2:07:41 (16) 18:14 (41)	7:55 (37)			
20	Ernesto Andrés ZAMORA							URU	13 Apr 83	2:16:00 PB	+ 7:33	
16:05 (68)	31:52 (62) 15:47 (59)	47:47 (57) 15:55 (48)	1:03:52 (53) 16:05 (51)	1:07:30 (53) 3:38 (62)	1:20:04 (49) 12:34 (39)	1:36:19 (40) 16:15 (28)	1:52:25 (31) 16:06 (16)	2:08:51 (20) 16:26 (8)	7:09 (7)			
21	Desmond MOKGOBU							RSA	23 Nov 88	2:16:14	+ 7:47	
16:00 (32)	31:39 (29) 15:39 (23)	46:58 (27) 15:19 (4)	1:02:18 (25) 15:20 (13)	1:05:42 (24) 3:24 (24)	1:18:43 (34) 13:01 (63)	1:34:45 (23) 16:02 (17)	1:51:21 (20) 16:36 (24)	2:08:38 (19) 17:17 (25)	7:36 (25)			
22	Mick CLOHISSEY							IRL	13 Jan 86	2:16:21 SB	+ 7:54	
16:00 (35)	31:44 (46) 15:44 (53)	47:29 (41) 15:45 (40)	1:03:17 (45) 15:48 (44)	1:06:51 (44) 3:34 (41)	1:19:19 (37) 12:28 (27)	1:35:39 (37) 16:20 (33)	1:52:12 (28) 16:33 (22)	2:09:02 (21) 16:50 (19)	7:19 (11)			
23	Valentin PFEIL							AUT	17 Jul 88	2:16:28	+ 8:01	
16:02 (51)	31:44 (47) 15:42 (47)	47:30 (46) 15:46 (43)	1:03:15 (41) 15:45 (39)	1:06:50 (42) 3:35 (47)	1:19:21 (40) 12:31 (32)	1:35:39 (36) 16:18 (29)	1:52:13 (30) 16:34 (23)	2:09:02 (22) 16:49 (18)	7:26 (15)			
24	Remigijus KANCYS							LTU	17 Jul 87	2:16:34	+ 8:07	
16:02 (47)	31:45 (49) 15:43 (49)	47:39 (47) 15:54 (47)	1:03:45 (46) 16:06 (54)	1:07:22 (46) 3:37 (51)	1:20:06 (50) 12:44 (52)	1:36:33 (44) 16:27 (37)	1:53:03 (33) 16:30 (21)	2:09:36 (27) 16:33 (10)	6:58 (5)			
25	Derlys AYALA							PAR	7 Jan 90	2:16:37 SB	+ 8:10	
16:04 (66)	31:44 (44) 15:40 (34)	47:29 (43) 15:45 (40)	1:03:16 (44) 15:47 (43)	1:06:49 (41) 3:33 (40)	1:19:21 (41) 12:32 (37)	1:35:39 (34) 16:18 (29)	1:52:04 (26) 16:25 (20)	2:09:04 (23) 17:00 (22)	7:33 (22)			
26	Hiroto INOUE							JPN	6 Jan 93	2:16:54	+ 8:27	
15:58 (6)	31:38 (21) 15:40 (34)	46:57 (18) 15:19 (4)	1:02:17 (16) 15:20 (13)	1:05:37 (18) 3:20 (18)	1:17:47 (19) 12:10 (19)	1:33:57 (21) 16:10 (25)	1:51:19 (19) 17:22 (43)	2:09:08 (24) 17:49 (36)	7:46 (29)			
27	Ihor RUSS							UKR	8 Sep 88	2:17:01 SB	+ 8:34	
16:05 (69)	31:48 (53) 15:43 (49)	47:45 (48) 15:57 (50)	1:03:51 (47) 16:06 (54)	1:07:28 (48) 3:37 (51)	1:20:03 (44) 12:35 (41)	1:36:30 (43) 16:27 (37)	1:53:06 (34) 16:36 (24)	2:09:49 (29) 16:43 (13)	7:12 (8)			
28	Thonakal GOPI							IND	24 May 88	2:17:13	+ 8:46	
16:03 (53)	31:42 (40) 15:39 (23)	47:13 (35) 15:31 (35)	1:02:40 (35) 15:27 (29)	1:06:12 (35) 3:32 (35)	1:18:41 (31) 12:29 (29)	1:35:17 (31) 16:36 (44)	1:52:13 (29) 16:56 (34)	2:09:21 (26) 17:08 (23)	7:52 (33)			
29	Mert GIRMALEGESSE							TUR	30 Nov 87	2:17:36	+ 9:09	
16:01 (37)	31:37 (13) 15:36 (1)	46:58 (30) 15:21 (27)	1:02:34 (30) 15:36 (32)	1:06:04 (30) 3:30 (29)	1:18:35 (29) 12:31 (32)	1:35:03 (27) 16:28 (40)	1:51:59 (25) 16:56 (34)	2:09:44 (28) 17:45 (34)	7:52 (33)			
30	Mohamed Reda EL AARABY							MAR	12 Nov 89	2:17:50	+ 9:23	
15:58 (8)	31:36 (7) 15:38 (12)	46:57 (22) 15:21 (27)	1:02:16 (11) 15:19 (6)	1:05:35 (14) 3:19 (16)	1:17:33 (16) 11:58 (16)	1:33:42 (15) 16:09 (24)	1:50:52 (18) 17:10 (40)	2:09:17 (25) 18:25 (45)	8:33 (56)			
31	Andrew DAVIES							GBR	30 Oct 79	2:17:59	+ 9:32	
16:08 (81)	32:00 (69) 15:52 (64)	48:13 (64) 16:13 (69)	1:04:25 (67) 16:12 (65)	1:08:02 (67) 3:37 (51)	1:20:54 (63) 12:52 (57)	1:37:14 (52) 16:20 (33)	1:53:36 (41) 16:22 (18)	2:10:24 (31) 16:48 (16)	7:35 (24)			
32	Mikael EKVALL							SWE	18 Jun 89	2:18:12 SB	+ 9:45	
16:06 (76)	32:00 (68) 15:54 (69)	48:13 (68) 16:13 (69)	1:04:24 (64) 16:11 (62)	1:07:56 (63) 3:32 (35)	1:20:35 (57) 12:39 (46)	1:36:48 (46) 16:13 (26)	1:53:35 (40) 16:47 (30)	2:10:34 (32) 16:59 (21)	7:38 (26)			
33	Pardon NDHLOVU							ZIM	23 Aug 87	2:18:37 SB	+ 10:10	
16:01 (39)	31:42 (42) 15:41 (42)	47:30 (45) 15:48 (45)	1:03:15 (40) 15:45 (39)	1:06:49 (40) 3:34 (41)	1:19:20 (39) 12:31 (32)	1:35:39 (35) 16:19 (32)	1:52:47 (32) 17:08 (38)	2:10:39 (33) 17:52 (37)	7:58 (39)			
34	Munkhbayar NARANDULAM							MGL	28 Oct 90	2:18:42 PB	+ 10:15	
16:15 (91)	32:26 (90) 16:11 (80)	48:27 (77) 16:01 (61)	1:04:24 (63) 15:57 (45)	1:07:55 (62) 3:31 (30)	1:20:34 (56) 12:39 (46)	1:37:05 (48) 16:31 (41)	1:53:51 (44) 16:46 (29)	2:11:15 (36) 17:24 (27)	7:27 (18)			



RACE ANALYSIS
Marathon Men

PLACE	BIB	NAME	COUNTRY							DATE of BIRTH	RESULT	
5 Km	10 Km	15 Km	20 Km	Half Mar.	25 Km	30 Km	35 Km	40 Km				
35		Namupala REONARD	NAM							28 Mar 82	2:18:51 SB	+ 10:24
16:01 (40)	31:40 (35) 15:39 (23)	47:23 (38) 15:43 (38)	1:03:08 (38) 15:45 (39)	1:06:46 (39) 3:38 (62)	1:19:46 (43) 13:00 (62)	1:36:46 (45) 17:00 (54)	1:53:34 (38) 16:48 (32)	2:10:54 (34) 17:20 (26)	7:57 (38)			
36		Yuriy RUSYUK	UKR							3 May 87	2:18:54 SB	+ 10:27
16:05 (72)	31:48 (54) 15:43 (49)	47:46 (52) 15:58 (52)	1:03:51 (49) 16:05 (51)	1:07:27 (47) 3:36 (50)	1:20:03 (46) 12:36 (44)	1:36:29 (41) 16:26 (35)	1:53:12 (36) 16:43 (28)	2:10:55 (35) 17:43 (33)	7:59 (40)			
37		Paulus IYAMBO	NAM							18 Mar 82	2:19:45	+ 11:18
16:09 (87)	32:12 (79) 16:03 (79)	48:21 (72) 16:09 (66)	1:04:19 (60) 15:58 (48)	1:07:54 (60) 3:35 (47)	1:20:40 (58) 12:46 (53)	1:37:11 (50) 16:31 (41)	1:54:17 (45) 17:06 (37)	2:11:55 (37) 17:38 (31)	7:50 (31)			
38		Stephno Gwandu HUCHE	TAN							15 Nov 90	2:20:05	+ 11:38
16:01 (43)	31:41 (38) 15:40 (34)	47:28 (40) 15:47 (44)	1:03:06 (36) 15:38 (35)	1:06:37 (36) 3:31 (30)	1:19:04 (35) 12:27 (26)	1:35:05 (28) 16:01 (16)	1:51:24 (23) 16:19 (17)	2:10:00 (30) 18:36 (47)	10:05 (67)			
39		Josh GRIFFITHS	GBR							3 Nov 93	2:20:06	+ 11:39
16:07 (79)	32:00 (67) 15:53 (66)	48:13 (63) 16:13 (69)	1:04:25 (68) 16:12 (65)	1:08:02 (66) 3:37 (51)	1:20:54 (62) 12:52 (57)	1:37:38 (54) 16:44 (49)	1:54:43 (46) 17:05 (36)	2:12:24 (39) 17:41 (32)	7:42 (28)			
40		Tiidrek NURME	EST							18 Nov 85	2:20:41 SB	+ 12:14
16:05 (70)	31:48 (52) 15:43 (49)	47:45 (49) 15:57 (50)	1:03:51 (48) 16:06 (54)	1:07:29 (51) 3:38 (62)	1:20:04 (48) 12:35 (41)	1:36:30 (42) 16:26 (35)	1:53:18 (37) 16:48 (32)	2:12:21 (38) 19:03 (53)	8:20 (51)			
41		Ghebrezgiabhier KIBROM	ERI							1 Feb 87	2:21:22	+ 12:55
15:59 (18)	31:37 (16) 15:38 (12)	47:13 (36) 15:36 (37)	1:03:15 (42) 16:02 (49)	1:06:57 (45) 3:42 (71)	1:20:08 (51) 13:11 (68)	1:37:26 (53) 17:18 (63)	1:55:01 (47) 17:35 (47)	2:13:31 (46) 18:30 (46)	7:51 (32)			
42		Robert CURTIS	USA							28 Nov 84	2:21:22 SB	+ 12:55
16:03 (55)	31:44 (43) 15:41 (42)	47:28 (39) 15:44 (39)	1:03:11 (39) 15:43 (38)	1:06:45 (38) 3:34 (41)	1:19:28 (42) 12:43 (51)	1:36:18 (39) 16:50 (50)	1:53:41 (42) 17:23 (44)	2:12:51 (42) 19:10 (54)	8:31 (55)			
43		Robert CHEMONGES	UGA							15 Oct 97	2:21:24	+ 12:57
15:59 (19)	31:38 (20) 15:39 (23)	46:57 (16) 15:19 (4)	1:02:17 (17) 15:20 (13)	1:05:37 (17) 3:20 (18)	1:17:23 (14) 11:46 (12)	1:33:50 (19) 16:27 (37)	1:52:10 (27) 18:20 (58)	2:12:24 (40) 20:14 (63)	9:00 (61)			
44		Happy NDACHA MCHELENJE	MAW							5 Jan 88	2:21:39 PB	+ 13:12
16:00 (23)	31:39 (32) 15:39 (23)	48:04 (59) 16:25 (76)	1:04:24 (66) 16:20 (69)	1:08:02 (68) 3:38 (62)	1:20:53 (60) 12:51 (56)	1:37:56 (58) 17:03 (59)	1:56:05 (52) 18:09 (55)	2:13:40 (47) 17:35 (29)	7:59 (40)			
45		Jack COLREAVY	AUS							15 Jun 89	2:21:44	+ 13:17
16:04 (67)	32:00 (73) 15:56 (72)	48:13 (69) 16:13 (69)	1:04:24 (65) 16:11 (62)	1:07:58 (65) 3:34 (41)	1:20:54 (61) 12:56 (60)	1:37:55 (55) 17:01 (56)	1:55:33 (49) 17:38 (48)	2:13:50 (48) 18:17 (43)	7:54 (35)			
46		Byambajav TSEVEENRAVDAN	MGL							7 Jul 90	2:21:48	+ 13:21
16:15 (92)	32:26 (88) 16:11 (80)	48:26 (74) 16:00 (58)	1:04:23 (61) 15:57 (45)	1:07:55 (61) 3:32 (35)	1:20:34 (55) 12:39 (46)	1:36:48 (47) 16:14 (27)	1:53:35 (39) 16:47 (30)	2:12:35 (41) 19:00 (51)	9:13 (63)			
47		Millen MATENDE	ZIM							23 Sep 82	2:21:52 SB	+ 13:25
16:01 (44)	31:42 (39) 15:41 (42)	47:30 (44) 15:48 (45)	1:03:16 (43) 15:46 (42)	1:06:50 (43) 3:34 (41)	1:19:19 (38) 12:29 (29)	1:35:57 (38) 16:38 (45)	1:53:48 (43) 17:51 (51)	2:13:16 (44) 19:28 (57)	8:36 (57)			
48		Ser-Od BAT-OCHIR	MGL							7 Oct 81	2:21:55	+ 13:28
16:15 (93)	32:26 (87) 16:11 (80)	48:26 (75) 16:00 (58)	1:04:23 (62) 15:57 (45)	1:07:57 (64) 3:34 (41)	1:20:54 (65) 12:57 (61)	1:37:55 (57) 17:01 (56)	1:55:33 (48) 17:38 (48)	2:13:54 (49) 18:21 (44)	8:01 (43)			
49		Leslie ENCINA	CHI							2 Jan 82	2:22:10	+ 13:43
16:17 (97)	32:39 (93) 16:22 (89)	48:51 (83) 16:12 (67)	1:05:23 (78) 16:32 (72)	1:09:00 (75) 3:37 (51)	1:22:04 (72) 13:04 (65)	1:39:00 (60) 16:56 (52)	1:56:16 (54) 17:16 (41)	2:14:11 (50) 17:55 (38)	7:59 (40)			
50		Hassan CHANI	BRN							5 May 88	2:22:19	+ 13:52
15:59 (22)	31:37 (11) 15:38 (12)	46:56 (9) 15:19 (4)	1:02:16 (15) 15:20 (13)	1:05:42 (25) 3:26 (25)	1:18:15 (25) 12:33 (38)	1:34:57 (26) 16:42 (47)	1:53:11 (35) 18:14 (57)	2:13:18 (45) 20:07 (62)	9:01 (62)			
51		Ignas BRASEVICIUS	LTU							21 Sep 84	2:22:20 SB	+ 13:53
16:17 (95)	32:42 (94) 16:25 (91)	49:20 (87) 16:38 (87)	1:05:52 (84) 16:32 (72)	1:09:31 (82) 3:39 (69)	1:22:38 (75) 13:07 (67)	1:39:48 (66) 17:10 (61)	1:57:11 (55) 17:23 (44)	2:14:56 (52) 17:45 (34)	7:24 (14)			
52		David NILSSON	SWE							16 Apr 87	2:22:53	+ 14:26
16:08 (82)	32:01 (74) 15:53 (66)	48:13 (67) 16:12 (67)	1:04:16 (59) 16:03 (50)	1:07:53 (58) 3:37 (51)	1:20:54 (64) 13:01 (63)	1:37:55 (56) 17:01 (56)	1:55:33 (50) 17:38 (48)	2:14:29 (51) 18:56 (49)	8:24 (53)			



RACE ANALYSIS
Marathon Men

PLACE	BIB	NAME	COUNTRY							DATE of BIRTH	RESULT	
5 Km	10 Km	15 Km	20 Km	Half Mar.	25 Km	30 Km	35 Km	40 Km				
53		Roman FOSTI	EST							6 Jun 83	2:23:28 SB	+ 15:01
16:04 (62)	31:49 (60) 15:45 (54)	47:47 (58) 15:58 (52)	1:03:52 (56) 16:05 (51)	1:07:30 (55) 3:38 (62)	1:20:12 (52) 12:42 (50)	1:37:12 (51) 17:00 (54)	1:56:06 (53) 18:54 (63)	2:14:58 (53) 18:52 (48)	8:30 (54)			
54		Thomas TOTH	CAN							6 Oct 91	2:23:47	+ 15:20
16:22 (98)	32:49 (96) 16:27 (94)	49:46 (93) 16:57 (90)	1:06:36 (85) 16:50 (83)	1:10:23 (85) 3:47 (78)	1:23:49 (84) 13:26 (75)	1:41:06 (75) 17:17 (62)	1:58:24 (61) 17:18 (42)	2:16:20 (57) 17:56 (39)	7:27 (18)			
55		Manuel CABRERA	CHI							30 Jan 83	2:24:08	+ 15:41
16:06 (74)	32:26 (86) 16:20 (88)	49:03 (86) 16:37 (84)	1:05:44 (82) 16:41 (78)	1:09:30 (81) 3:46 (76)	1:22:45 (78) 13:15 (69)	1:40:04 (67) 17:19 (64)	1:57:58 (60) 17:54 (52)	2:16:07 (55) 18:09 (40)	8:01 (43)			
56		Daviti KHARAZISHVILI	GEO							24 Apr 92	2:24:24	+ 15:57
16:02 (49)	31:42 (41) 15:40 (34)	47:46 (50) 16:04 (62)	1:03:52 (51) 16:06 (54)	1:07:29 (52) 3:37 (51)	1:20:04 (47) 12:35 (41)	1:37:09 (49) 17:05 (60)	1:55:33 (51) 18:24 (60)	2:16:06 (54) 20:33 (65)	8:18 (50)			
57		Segundo JAMI	ECU							12 May 86	2:24:28	+ 16:01
16:09 (85)	32:25 (83) 16:16 (85)	49:02 (84) 16:37 (84)	1:05:22 (76) 16:20 (69)	1:08:59 (74) 3:37 (51)	1:22:04 (71) 13:05 (66)	1:39:03 (62) 16:59 (53)	1:57:16 (56) 18:13 (56)	2:16:16 (56) 19:00 (51)	8:12 (47)			
58		José Amado GARCÍA	GUA							13 Sep 77	2:25:03	+ 16:36
16:03 (59)	32:00 (70) 15:57 (73)	48:13 (65) 16:13 (69)	1:04:38 (71) 16:25 (71)	1:08:26 (71) 3:48 (79)	1:21:49 (70) 13:23 (72)	1:39:25 (65) 17:36 (65)	1:57:51 (59) 18:26 (61)	2:16:49 (58) 18:58 (50)	8:14 (49)			
59		Hyosu KIM	KOR							14 Jul 86	2:25:08	+ 16:41
16:08 (83)	32:25 (82) 16:17 (86)	49:02 (85) 16:37 (84)	1:05:50 (83) 16:48 (82)	1:09:35 (84) 3:45 (74)	1:23:01 (80) 13:26 (75)	1:40:46 (72) 17:45 (68)	1:58:52 (63) 18:06 (53)	2:17:07 (59) 18:15 (42)	8:01 (43)			
60		Brad MILOSEVIC	AUS							26 May 89	2:25:14	+ 16:47
16:06 (75)	32:00 (72) 15:54 (69)	48:13 (61) 16:13 (69)	1:04:26 (70) 16:13 (67)	1:08:07 (69) 3:41 (70)	1:21:32 (69) 13:25 (74)	1:39:13 (64) 17:41 (67)	1:57:36 (57) 18:23 (59)	2:17:13 (60) 19:37 (58)	8:01 (43)			
61		David CARVER	MRI							5 Sep 87	2:25:45 SB	+ 17:18
16:04 (63)	31:59 (66) 15:55 (71)	48:28 (78) 16:29 (80)	1:05:04 (73) 16:36 (77)	1:08:49 (73) 3:45 (74)	1:22:20 (73) 13:31 (78)	1:40:26 (70) 18:06 (71)	1:58:34 (62) 18:08 (54)	2:17:51 (61) 19:17 (56)	7:54 (35)			
62		Girmaw AMARE	ISR							26 Oct 87	2:26:37	+ 18:10
16:03 (56)	31:48 (51) 15:45 (54)	47:46 (53) 15:58 (52)	1:03:52 (50) 16:06 (54)	1:07:30 (56) 3:38 (62)	1:20:54 (66) 13:24 (73)	1:39:01 (61) 18:07 (72)	1:57:36 (58) 18:35 (62)	2:17:52 (62) 20:16 (64)	8:45 (59)			
63		Sean HEHIR	IRL							27 Jan 85	2:27:33	+ 19:06
16:07 (78)	32:08 (76) 16:01 (78)	48:36 (80) 16:28 (79)	1:05:23 (79) 16:47 (81)	1:09:13 (80) 3:50 (80)	1:22:42 (76) 13:29 (77)	1:40:51 (73) 18:09 (73)	1:59:58 (65) 19:07 (65)	2:19:13 (63) 19:15 (55)	8:20 (51)			
64		Seungyeop YU	KOR							16 Jan 92	2:29:06	+ 20:39
16:00 (31)	31:48 (55) 15:48 (61)	48:23 (73) 16:35 (82)	1:05:18 (75) 16:55 (84)	1:09:11 (79) 3:53 (83)	1:22:58 (79) 13:47 (82)	1:40:44 (71) 17:46 (69)	1:59:39 (64) 18:55 (64)	2:19:36 (64) 19:57 (59)	9:30 (66)			
65		Kwangsik SHIN	KOR							16 Feb 93	2:29:52	+ 21:25
16:15 (94)	32:26 (89) 16:11 (80)	48:26 (76) 16:00 (58)	1:05:11 (74) 16:45 (80)	1:09:07 (77) 3:56 (87)	1:23:02 (81) 13:55 (84)	1:41:46 (79) 18:44 (79)	2:01:06 (66) 19:20 (66)	2:21:06 (65) 20:00 (60)	8:46 (60)			
66		Rok PUHAR	SLO							14 Sep 92	2:33:12	+ 24:45
16:00 (24)	32:25 (84) 16:25 (91)	50:45 (95) 18:20 (95)	1:08:23 (91) 17:38 (89)	1:12:27 (90) 4:04 (89)	1:26:58 (89) 14:31 (87)	1:45:33 (83) 18:35 (75)	2:04:53 (71) 19:20 (66)	2:24:59 (68) 20:06 (61)	8:13 (48)			
67		Luis Alberto ORTA	VEN							15 Jan 89	2:33:42 SB	+ 25:15
16:03 (60)	31:53 (64) 15:50 (63)	48:29 (79) 16:36 (83)	1:05:42 (81) 17:13 (87)	1:09:35 (83) 3:53 (83)	1:23:34 (83) 13:59 (85)	1:42:51 (80) 19:17 (81)	2:03:07 (68) 20:16 (69)	2:24:19 (66) 21:12 (66)	9:23 (64)			
68		Juan Carlos TRUJILLO	GUA							17 Jul 85	2:33:42 SB	+ 25:15
16:03 (57)	32:35 (92) 16:32 (95)	49:42 (89) 17:07 (92)	1:06:55 (88) 17:13 (87)	1:10:45 (87) 3:50 (80)	1:24:28 (85) 13:43 (80)	1:43:09 (81) 18:41 (78)	2:03:05 (67) 19:56 (68)	2:24:19 (67) 21:14 (68)	9:23 (64)			
69		Luis Carlos RIVERO	GUA							23 Feb 86	2:41:39	+ 33:12
16:15 (90)	33:12 (98) 16:57 (98)	50:38 (94) 17:26 (94)	1:08:31 (92) 17:53 (90)	1:12:36 (91) 4:05 (90)	1:27:19 (90) 14:43 (88)	1:47:16 (85) 19:57 (83)	2:08:35 (73) 21:19 (71)	2:30:45 (70) 22:10 (69)	10:54 (68)			
70		Ricardo RAMOS	MEX							5 Dec 85	2:41:50 SB	+ 33:23
16:01 (42)	32:25 (80) 16:24 (90)	49:42 (91) 17:17 (93)	1:07:42 (90) 18:00 (92)	1:11:51 (89) 4:09 (91)	1:26:41 (88) 14:50 (89)	1:46:19 (84) 19:38 (82)	2:07:45 (72) 21:26 (72)	2:30:55 (71) 23:10 (70)	10:55 (69)			

RACE ANALYSIS
Marathon Men

PLACE	BIB	NAME	COUNTRY							DATE of BIRTH	RESULT	
5 Km	10 Km	15 Km	20 Km	Half Mar.	25 Km	30 Km	35 Km	40 Km				
71		Abraham NIYONKURU	BDI							29 Dec 89	2:42:27	+ 34:00
15:58 (3)	31:37 (14) 15:39 (23)	47:09 (34) 15:32 (36)	1:03:52 (55) 16:43 (79)	1:07:47 (57) 3:55 (85)	1:21:27 (68) 13:40 (79)	1:40:13 (68) 18:46 (80)	2:03:41 (70) 23:28 (73)	2:30:40 (69) 26:59 (71)	11:47 (70)			
		Tsepo MATHIBELLE	LES							30 Jun 91	DNF	
16:05 (73)	31:46 (50) 15:41 (42)	47:15 (37) 15:29 (34)	1:02:39 (33) 15:24 (28)	1:06:07 (32) 3:28 (28)	1:18:27 (26) 12:20 (23)	1:34:45 (24) 16:18 (29)	1:51:53 (24) 17:08 (38)	2:13:05 (43) 21:12 (66)				
		Lebenya NKOKA	LES							19 Oct 82	DNF	
15:59 (14)	31:37 (19) 15:38 (12)	46:56 (7) 15:19 (4)	1:02:17 (19) 15:21 (23)	1:05:38 (21) 3:21 (21)	1:17:47 (18) 12:09 (18)	1:33:50 (20) 16:03 (20)	1:51:22 (22) 17:32 (46)	2:31:03 (72) 39:41 (72)				
		Bhumiraj RAI	NEP							22 Jun 89	DNF	
16:09 (86)	32:43 (95) 16:34 (97)	49:42 (90) 16:59 (91)	1:06:49 (87) 17:07 (86)	1:10:46 (88) 3:57 (88)	1:24:29 (86) 13:43 (80)	1:43:09 (82) 18:40 (77)	2:03:26 (69) 20:17 (70)					
		Maru TEFERI	ISR							17 Aug 92	DNF	
16:08 (84)	32:26 (85) 16:18 (87)	48:51 (82) 16:25 (76)	1:05:23 (77) 16:32 (72)	1:09:06 (76) 3:43 (72)	1:22:25 (74) 13:19 (71)	1:40:13 (69) 17:48 (70)	2:08:45 (74) 28:32 (74)					
		Jean-Pierre CASTRO	PER							23 Dec 90	DNF	
16:02 (52)	31:48 (57) 15:46 (57)	47:46 (56) 15:58 (52)	1:03:53 (57) 16:07 (61)	1:07:30 (54) 3:37 (51)	1:20:16 (53) 12:46 (53)	1:41:15 (77) 20:59 (84)						
		Nicolás CUESTAS	URU							8 Dec 86	DNF	
16:02 (50)	31:48 (59) 15:46 (57)	47:46 (51) 15:58 (52)	1:03:52 (52) 16:06 (54)	1:07:29 (50) 3:37 (51)	1:20:03 (45) 12:34 (39)	1:41:32 (78) 21:29 (85)						
		Iván FERNÁNDEZ	ESP							10 Jun 88	DNF	
16:01 (38)	31:38 (27) 15:37 (4)	46:57 (20) 15:19 (4)	1:02:34 (31) 15:37 (33)	1:06:05 (31) 3:31 (30)	1:18:41 (33) 12:36 (44)	1:35:34 (33) 16:53 (51)						
		Eric GILLIS	CAN							8 Mar 80	DNF	
16:00 (34)	31:40 (36) 15:40 (34)	47:02 (32) 15:22 (31)	1:02:39 (34) 15:37 (33)	1:06:10 (33) 3:31 (30)	1:18:41 (32) 12:31 (32)	1:35:24 (32) 16:43 (48)						
		Josh HARRIS	AUS							3 Jul 90	DNF	
16:17 (96)	32:49 (97) 16:32 (95)	49:42 (92) 16:53 (89)	1:06:39 (86) 16:57 (85)	1:10:29 (86) 3:50 (80)	1:25:30 (87) 15:01 (90)	1:41:01 (74) 15:31 (10)						
		Marius IONESCU	ROU							18 Dec 84	DNF	
16:00 (26)	32:00 (71) 16:00 (76)	48:14 (70) 16:14 (75)	1:04:48 (72) 16:34 (75)	1:08:43 (72) 3:55 (85)	1:22:44 (77) 14:01 (86)	1:41:11 (76) 18:27 (74)						
		Stefano LA ROSA	ITA							28 Sep 85	DNF	
16:00 (27)	31:39 (34) 15:39 (23)	46:57 (25) 15:18 (1)	1:02:25 (27) 15:28 (30)	1:05:51 (27) 3:26 (25)	1:18:13 (24) 12:22 (24)	1:34:46 (25) 16:33 (43)						
		Ayad LAMDASSEM	ESP							11 Oct 81	DNF	
15:58 (2)	31:38 (24) 15:40 (34)	46:57 (19) 15:19 (4)	1:02:27 (29) 15:30 (31)	1:05:59 (29) 3:32 (35)	1:18:27 (27) 12:28 (27)	1:35:07 (29) 16:40 (46)						
		Mariano MASTROMARINO	ARG							15 Sep 82	DNF	
16:03 (54)	31:48 (58) 15:45 (54)	47:46 (54) 15:58 (52)	1:03:52 (54) 16:06 (54)	1:07:29 (49) 3:37 (51)	1:20:21 (54) 12:52 (57)	1:39:00 (59) 18:39 (76)						
		Amanuel MESEL	ERI							29 Dec 90	DNF	
15:58 (7)	31:37 (18) 15:39 (23)	46:56 (1) 15:19 (4)	1:02:16 (9) 15:20 (13)	1:05:33 (11) 3:17 (8)	1:17:12 (10) 11:39 (9)	1:32:48 (10) 15:36 (11)						
		Ercan MUSLU	TUR							1 Dec 88	DNF	
16:10 (88)	32:09 (78) 15:59 (75)	48:13 (66) 16:04 (62)	1:04:26 (69) 16:13 (67)	1:08:10 (70) 3:44 (73)	1:21:27 (67) 13:17 (70)	1:39:05 (63) 17:38 (66)						
		Augustus MAIYO	USA							10 May 83	DNF	
15:59 (20)	31:39 (33) 15:40 (34)	46:57 (13) 15:18 (1)	1:02:36 (32) 15:39 (37)	1:06:11 (34) 3:35 (47)	1:18:41 (30) 12:30 (31)							
		Sibusiso NZIMA	RSA							23 Nov 86	DNF	
16:02 (48)	31:39 (31) 15:37 (4)	46:58 (28) 15:19 (4)	1:02:18 (23) 15:20 (13)	1:05:41 (22) 3:23 (23)	1:18:06 (23) 12:25 (25)							

RACE ANALYSIS
Marathon Men

PLACE	BIB	NAME					COUNTRY	DATE of BIRTH	RESULT
5 Km	10 Km	15 Km	20 Km	Half Mar.	25 Km	30 Km	35 Km	40 Km	
Yemane TSEGAY						ETH	8 Apr 85	DNF	
15:58 (4)	31:36 (3) 15:38 (12)	46:56 (2) 15:20 (19)	1:02:17 (20) 15:21 (23)	1:05:49 (26) 3:32 (35)	1:18:28 (28) 12:39 (46)				
Enzo YÁÑEZ						CHI	13 Sep 85	DNF	
16:10 (89)	32:25 (81) 16:15 (84)	48:50 (81) 16:25 (76)	1:05:24 (80) 16:34 (75)	1:09:10 (78) 3:46 (76)	1:23:03 (82) 13:53 (83)				
Valerijs ŽOLNEROVICS						LAT	19 Apr 85	DNF	
16:04 (64)	31:56 (65) 15:52 (64)	48:04 (60) 16:08 (65)	1:04:15 (58) 16:11 (62)	1:07:53 (59) 3:38 (62)	1:20:40 (59) 12:47 (55)				
Jorge CASTELBLANCO						PAN	23 Sep 87	DNF	
16:04 (61)	32:29 (91) 16:25 (91)	49:21 (88) 16:52 (88)	1:07:15 (89) 17:54 (91)						
Abdelhadi EL HACHIMI						BEL	15 Dec 74	DNF	
15:59 (11)	31:41 (37) 15:42 (47)	48:13 (62) 16:32 (81)							
Ricardo RIBAS						POR	8 Oct 77	DNF	
16:08 (80)	32:08 (77) 16:00 (76)	48:15 (71) 16:07 (64)							
Aguelmis ROJAS						URU	28 Mar 78	DNF	
16:03 (58)	31:51 (61) 15:48 (61)	47:46 (55) 15:55 (48)							
Anuradha Indrajith COORAY						SRI	24 Mar 78	DNF	
16:00 (28)	31:53 (63) 15:53 (66)								
Raúl MACHACUAY						PER	18 Feb 83	DNF	
16:01 (41)	31:48 (56) 15:47 (59)								
Cutbert NYASANGO						ZIM	17 Sep 82	DNF	
16:05 (71)	32:02 (75) 15:57 (73)								
Lusapho APRIL						RSA	24 May 82	DNS	
Mumin GALA						DJI	6 Sep 86	DNS	

RESULTS



3000 Metres Steeplechase Men - Final

RECORDS	RESULT	NAME	COUNTRY	AGE	VENUE	DATE
World Record WR	7:53.63	Saif Saaeed SHAHEEN	QAT	22	Bruxelles (Boudewijnstadion)	3 Sep 2004
Championships Record CR	8:00.43	Ezekiel KEMBOI	KEN	27	Berlin (Olympiastadion)	18 Aug 2009
World Leading WL	8:01.29	Evan JAGER	USA	28	Monaco (Stade Louis II)	21 Jul 2017
Area Record AR		National Record NR		Personal Best PB		Season Best SB

8 August 2017 21:11 START TIME
16° C TEMPERATURE 77 % HUMIDITY

PLACE	NAME	COUNTRY	DATE OF BIRTH	ORDER	RESULT
1	Conseslus KIPRUTO	KEN	8 Dec 94	8	8:14.12
2	Soufiane ELBAKKALI	MAR	7 Jan 96	10	8:14.49
3	Evan JAGER	USA	8 Mar 89	3	8:15.53
4	Mahiedine MEKHISSI	FRA	15 Mar 85	15	8:15.80
5	Stanley Kipkoech KEBENEI	USA	6 Nov 89	7	8:21.09
6	Matthew HUGHES	CAN	3 Aug 89	12	8:21.84 SB
7	Tesfaye DERIBA	ETH	11 Sep 98	14	8:22.12
8	Tafese SEBOKA	ETH	29 Sep 93	4	8:23.02
9	Getnet WALE	ETH	16 Jul 00	1	8:25.28
10	Albert CHEMUTAI	UGA	25 Nov 99	13	8:25.94
11	Ezekiel KEMBOI	KEN	25 May 82	2	8:29.38
12	Jairus Kipchoge BIRECH	KEN	14 Dec 92	5	8:32.90
13	Yoann KOWAL	FRA	28 May 87	6	8:34.53
14	Jacob ARAPTANY	UGA	11 Feb 94	11	8:49.18
	Bilal TABTI	ALG	7 Jun 93	9	DQ 163.3(b)

NOTE IAAF Rule 163.3(b) - Infringement of the inside border

INTERMEDIATE TIMES	1000m	902 Tafese SEBOKA	2:51.81
	2000m	1408 Evan JAGER	5:35.46

ALL-TIME OUTDOOR TOP LIST				SEASON OUTDOOR TOP LIST			
RESULT	NAME	VENUE	DATE	RESULT	NAME	VENUE	2017
7:53.63	Saif Saaeed SHAHEEN (QAT)	Bruxelles (Boudewijnstadion)	3 Sep 04	8:01.29	Evan JAGER (USA)	Monaco (Stade Louis II)	21 Jul
7:53.64	Brimin Kiprop KIPRUTO (KEN)	Monaco (Stade Louis II)	22 Jul 11	8:04.63	Conseslus KIPRUTO (KEN)	Roma (Stadio Olimpico)	8 Jun
7:54.31	Paul Kipsiele KOECH (KEN)	Roma (Stadio Olimpico)	31 May 12	8:05.12	Soufiane ELBAKKALI (MAR)	Rabat (Prince Moulay Abdellah)	16 Jul
7:55.28	Brahim BOULAMI (MAR)	Bruxelles	24 Aug 01	8:07.68	Jairus Kipchoge BIRECH (KEN)	Monaco (Stade Louis II)	21 Jul
7:55.72	Bernard BARMASAI (KEN)	Köln	24 Aug 97	8:08.30	Stanley Kipkoech KEBENEI (USA)	Monaco (Stade Louis II)	21 Jul
7:55.76	Ezekiel KEMBOI (KEN)	Monaco (Stade Louis II)	22 Jul 11	8:08.37	Amos KIRUI (KEN)	Roma (Stadio Olimpico)	8 Jun
7:56.16	Moses KIPTANUI (KEN)	Köln	24 Aug 97	8:10.62	Abraham KIBIWOTT (KEN)	Marseille (Stade Delort)	3 Jun
7:56.81	Richard Kipkemboi MATEELONG (KEN)	d Bin Suhaim	11 May 12	8:11.22	Yemane HAILESELASSIE (ERI)	Roma (Stadio Olimpico)	8 Jun
7:57.29	Reuben KOSGEI (KEN)	Bruxelles	24 Aug 01	8:11.38	Benjamin KIGEN (KEN)	Monaco (Stade Louis II)	21 Jul
7:58.41	Jairus Kipchoge BIRECH (KEN)	Bruxelles (Boudewijnstadion)	5 Sep 14	8:11.82	Hillary BOR (USA)	Roma (Stadio Olimpico)	8 Jun

RESULT PROGRESSION



3000 Metres Steeplechase Men - Final

RECORDS	RESULT	NAME	COUNTRY	AGE	VENUE	DATE
World Record WR	7:53.63	Saif Saaed SHAHEEN	QAT	22	Bruxelles (Boudewijnstadion)	3 Sep 2004
Championships Record CR	8:00.43	Ezekiel KEMBOI	KEN	27	Berlin (Olympiastadion)	18 Aug 2009
World Leading WL	8:01.29	Evan JAGER	USA	28	Monaco (Stade Louis II)	21 Jul 2017
Area Record AR		National Record NR		Personal Best PB		Season Best SB

8 August 2017

RANK	BIB	NAME	COUNTRY	DATE of BIRTH	PHASE	HEAT	PLACE	RESULT
1		Conseslus KIPRUTO	KEN	8 Dec 94	Final	1	1	8:14.12
					Round 1	3	10	8:23.80 Q
2		Soufiane ELBAKKALI	MAR	7 Jan 96	Final	1	2	8:14.49
					Round 1	1	5	8:22.60 Q
3		Evan JAGER	USA	8 Mar 89	Final	1	3	8:15.53
					Round 1	2	1	8:20.36 Q
4		Mahiedine MEKHISSI	FRA	15 Mar 85	Final	1	4	8:15.80
					Round 1	1	6	8:22.83 Q
5		Stanley Kipkoech KEBENEI	USA	6 Nov 89	Final	1	5	8:21.09
					Round 1	3	12	8:24.19 Q
6		Matthew HUGHES	CAN	3 Aug 89	Final	1	6	8:21.84 SB
					Round 1	3	13	8:24.79 Q SB
7		Tesfaye DERIBA	ETH	98	Final	1	7	8:22.12
					Round 1	3	14	8:25.33 q
8		Tafese SEBOKA	ETH	29 Sep 93	Final	1	8	8:23.02
					Round 1	2	2	8:20.48 Q
9		Getnet WALE	ETH	16 Jul 00	Final	1	9	8:25.28
					Round 1	1	7	8:23.00 Q
10		Albert CHEMUTAI	UGA	25 Nov 99	Final	1	10	8:25.94
					Round 1	2	8	8:23.18 q PB
11		Ezekiel KEMBOI	KEN	25 May 82	Final	1	11	8:29.38
					Round 1	2	4	8:20.61 q SB
12		Jairus Kipchoge BIRECH	KEN	14 Dec 92	Final	1	12	8:32.90
					Round 1	1	11	8:23.84 q
13		Yoann KOWAL	FRA	28 May 87	Final	1	13	8:34.53
					Round 1	2	3	8:20.60 Q
14		Jacob ARAPTANY	UGA	11 Feb 94	Final	1	14	8:49.18
					Round 1	1	15	8:25.86 q
		Bilal TABTI	ALG	7 Jun 93	Final	1		DQ 163.3(b)
					Round 1	1	9	8:23.28 q

RESULT PROGRESSION
3000 Metres Steeplechase Men - Final

6 August 2017

RANK	BIB	NAME	COUNTRY	DATE of BIRTH	PHASE	HEAT	PLACE	RESULT
------	-----	------	---------	---------------	-------	------	-------	--------

NOTE IAAF Rule 163.3(b) - Infringement of the inside border

ALL-TIME OUTDOOR TOP LIST

SEASON OUTDOOR TOP LIST

RESULT	NAME	VENUE	DATE	RESULT	NAME	VENUE	2017
7:53.63	Saif Saaeed SHAHEEN (QAT)	Bruxelles (Boudewijnstadion)	3 Sep 04	8:01.29	Evan JAGER (USA)	Monaco (Stade Louis II)	21 Jul
7:53.64	Brimin Kiprop KIPRUTO (KEN)	Monaco (Stade Louis II)	22 Jul 11	8:04.63	Conseslus KIPRUTO (KEN)	Roma (Stadio Olimpico)	8 Jun
7:54.31	Paul Kipsiele KOECH (KEN)	Roma (Stadio Olimpico)	31 May 12	8:05.12	Soufiane ELBAKKALI (MAR)	Rabat (Prince Moulay Abdellah)	16 Jul
7:55.28	Brahim BOULAMI (MAR)	Bruxelles	24 Aug 01	8:07.68	Jairus Kipchoqe BIRECH (KEN)	Monaco (Stade Louis II)	21 Jul
7:55.72	Bernard BARMASAI (KEN)	Köln	24 Aug 97	8:08.30	Stanley Kipkoech KEBENEI (USA)	Monaco (Stade Louis II)	21 Jul
7:55.76	Ezekiel KEMBOI (KEN)	Monaco (Stade Louis II)	22 Jul 11	8:08.37	Amos KIRUI (KEN)	Roma (Stadio Olimpico)	8 Jun
7:56.16	Moses KIPTANUI (KEN)	Köln	24 Aug 97	8:10.62	Abraham KIBIWOTT (KEN)	Marseille (Stade Delort)	3 Jun
7:56.81	Richard Kipkemboi MATEELONG (KEN)	ad Bin Suhaim	11 May 12	8:11.22	Yemane HAILESELASSIE (ERI)	Roma (Stadio Olimpico)	8 Jun
7:57.29	Reuben KOSGEI (KEN)	Bruxelles	24 Aug 01	8:11.38	Benjamin KIGEN (KEN)	Monaco (Stade Louis II)	21 Jul
7:58.41	Jairus Kipchoqe BIRECH (KEN)	Bruxelles (Boudewijnstadion)	5 Sep 14	8:11.82	Hillary BOR (USA)	Roma (Stadio Olimpico)	8 Jun



SUMMARY



3000 Metres Steeplechase Men - Round 1

First 3 in each heat (Q) and the next 6 fastest (q) advance to the Final

RECORDS	RESULT	NAME	COUNTRY	AGE	VENUE	DATE
World Record WR	7:53.63	Saif Saaed SHAHEEN	QAT	22	Bruxelles (Boudewijnstadion)	3 Sep 2004
Championships Record CR	8:00.43	Ezekiel KEMBOI	KEN	27	Berlin (Olympiastadion)	18 Aug 2009
World Leading WL	8:01.29	Evan JAGER	USA	28	Monaco (Stade Louis II)	21 Jul 2017
Area Record AR		National Record NR		Personal Best PB		Season Best SB

6 August 2017

RANK	PLACE	HEAT	BIB	NAME	COUNTRY	DATE of BIRTH	RESULT
1	1	2		Evan JAGER	USA	8 Mar 89	8:20.36 Q
2	2	2		Tafese SEBOKA	ETH	29 Sep 93	8:20.48 Q
3	3	2		Yoann KOWAL	FRA	28 May 87	8:20.60 Q
4	4	2		Ezekiel KEMBOI	KEN	25 May 82	8:20.61 q SB
5	1	1		Soufiane ELBAKKALI	MAR	7 Jan 96	8:22.60 Q
6	2	1		Mahiedine MEKHISSI	FRA	15 Mar 85	8:22.83 Q
7	3	1		Getnet WALE	ETH	16 Jul 00	8:23.00 Q
8	5	2		Albert CHEMUTAI	UGA	25 Nov 99	8:23.18 q PB
9	4	1		Bilal TABTI	ALG	7 Jun 93	8:23.28 q
10	1	3		Consesus KIPRUTO	KEN	8 Dec 94	8:23.80 Q
11	5	1		Jairus Kipchoge BIRECH	KEN	14 Dec 92	8:23.84 q
12	2	3		Stanley Kipkoech KEBENEI	USA	6 Nov 89	8:24.19 Q
13	3	3		Matthew HUGHES	CAN	3 Aug 89	8:24.79 Q SB
14	4	3		Tesfaye DERIBA	ETH	98	8:25.33 q
15	6	1		Jacob ARAPTANY	UGA	11 Feb 94	8:25.86 q
16	7	1		Ala ZOGLAMI	ITA	19 Jun 94	8:26.18 PB
17	5	3		Hillary BOR	USA	22 Nov 89	8:27.53
18	8	1		Ole HESSELBJERG	DEN	23 Apr 90	8:27.86 PB
19	9	1		Krystian ZALEWSKI	POL	11 Apr 89	8:28.41
20	6	2		Hichem BOUCHICHA	ALG	19 May 89	8:30.01
21	6	3		Altobeli DA SILVA	BRA	3 Dec 90	8:31.82
22	10	1		Zak SEDDON	GBR	28 Jun 94	8:32.84
23	7	3		Brimin Kiprop KIPRUTO	KEN	31 Jul 85	8:33.33
24	11	1		Hossein KEYHANI	IRI	26 Apr 90	8:33.76 NR
25	7	2		Mohamed ISMAIL IBRAHIM	DJI	1 Jan 97	8:33.77
26	8	2		Abdoullah BAMOUSSA	ITA	8 Jun 86	8:34.86
27	8	3		Jakob INGEBRIGTSEN	NOR	19 Sep 00	8:34.88
28	9	2		Yemane HAILESELASSIE	ERI	21 Feb 98	8:35.73
29	9	3		Napoleon SOLOMON	SWE	14 Feb 94	8:35.95
30	10	3		Yohanes CHIAPPINELLI	ITA	18 Aug 97	8:36.48
31	12	1		José PEÑA	VEN	12 Jan 87	8:37.15
32	11	3		Jonathan ROMEO	ESP	13 Aug 94	8:38.05
33	10	2		Fernando CARRO	ESP	1 Apr 92	8:38.42
34	12	3		Mohamed TINDOUFT	MAR	12 Mar 93	8:40.99
35	13	3		Boniface SIKOWO	UGA	27 Jul 99	8:43.86
36	11	2		Hicham SIGUENI	MAR	30 Jan 93	8:44.74
37	12	2		Mitko TSENOV	BUL	13 Jun 93	8:45.21
38	13	2		Hironori TSUETAKI	JPN	8 May 93	8:45.81
39	14	2		Raouf BOUBAKER	TUN	21 Oct 88	8:46.25

SUMMARY
3000 Metres Steeplechase Men - Round 1

6 August 2017

RANK	PLACE	HEAT	BIB	NAME	COUNTRY	DATE of BIRTH	RESULT
40	14	3		Stewart MCSWEYN	AUS	1 Jun 95	8:47.53
41	15	3		Rob MULLETT	GBR	31 Jul 87	8:47.99
42	13	1		Sebastián MARTOS	ESP	20 Jun 89	8:51.57
43	15	2		Ieuan THOMAS	GBR	17 Jul 89	8:52.96
44	14	1		Tarik Langat AKDAG	TUR	16 Jun 88	8:53.42
		1		Emil BLOMBERG	SWE	2 Apr 92	DNF

ALL-TIME OUTDOOR TOP LIST				SEASON OUTDOOR TOP LIST			
RESULT	NAME	VENUE	DATE	RESULT	NAME	VENUE	2017
7:53.63	Saif Saaeed SHAHEEN (QAT)	Doha (Boudeijid Stadium)	3 Sep 04	8:01.29	Evan JAGER (USA)	Monaco (Stade Louis II)	21 Jul
7:53.64	Brimin Kiprop KIPRUTO (KEN)	Monaco (Stade Louis II)	22 Jul 11	8:04.63	Conseslus KIPRUTO (KEN)	Roma (Stadio Olimpico)	8 Jun
7:54.31	Paul Kipsiele KOECH (KEN)	Roma (Stadio Olimpico)	31 May 12	8:05.12	Soufiane ELBAKKALI (MAR)	Rabat (Prince Moulay Abdellah)	16 Jul
7:55.28	Brahim BOULAMI (MAR)	Bruxelles	24 Aug 01	8:07.68	Jairus Kipchoqe BIRECH (KEN)	Monaco (Stade Louis II)	21 Jul
7:55.72	Bernard BARMASAI (KEN)	Köln	24 Aug 97	8:08.30	Stanley Kipkoech KEBENEI (USA)	Monaco (Stade Louis II)	21 Jul
7:55.76	Ezekiel KEMBOI (KEN)	Monaco (Stade Louis II)	22 Jul 11	8:08.37	Amos KIRUI (KEN)	Roma (Stadio Olimpico)	8 Jun
7:56.16	Moses KIPTANUI (KEN)	Köln	24 Aug 97	8:10.62	Abraham KIBIWOTT (KEN)	Marseille (Stade Delort)	3 Jun
7:56.81	Richard Kipkemboi MATEELONG (KEN)	ad Bin Suhaim	11 May 12	8:11.22	Yemane HAILESELASSIE (ERI)	Roma (Stadio Olimpico)	8 Jun
7:57.29	Reuben KOSGEI (KEN)	Bruxelles	24 Aug 01	8:11.38	Benjamin KIGEN (KEN)	Monaco (Stade Louis II)	21 Jul
7:58.41	Jairus Kipchoqe BIRECH (KEN)	Doha (Boudeijid Stadium)	5 Sep 14	8:11.82	Hillary BOR (USA)	Roma (Stadio Olimpico)	8 Jun

RESULTS



3000 Metres Steeplechase Men - Round 1

First 3 in each heat (Q) and the next 6 fastest (q) advance to the Final

RECORDS	RESULT	NAME	COUNTRY	AGE	VENUE	DATE
World Record WR	7:53.63	Saif Saaed SHAHEEN	QAT	22	Bruxelles (Boudewijnstadion)	3 Sep 2004
Championships Record CR	8:00.43	Ezekiel KEMBOI	KEN	27	Berlin (Olympiastadion)	18 Aug 2009
World Leading WL	8:01.29	Evan JAGER	USA	28	Monaco (Stade Louis II)	21 Jul 2017
Area Record AR		National Record NR		Personal Best PB		Season Best SB

Heat 1 **3** 6 August 2017 10:04 START TIME 16° C 72 %
TEMPERATURE HUMIDITY

PLACE	NAME	COUNTRY	DATE OF BIRTH	ORDER	RESULT	
1	Soufiane ELBAKKALI	MAR	7 Jan 96	15	8:22.60	Q
2	Mahiedine MEKHISSI	FRA	15 Mar 85	12	8:22.83	Q
3	Getnet WALE	ETH	16 Jul 00	13	8:23.00	Q
4	Bilal TABTI	ALG	7 Jun 93	6	8:23.28	q
5	Jairus Kipchoge BIRECH	KEN	14 Dec 92	4	8:23.84	q
6	Jacob ARAPTANY	UGA	11 Feb 94	9	8:25.86	q
7	Ala ZOGHLAMI	ITA	19 Jun 94	2	8:26.18	PB
8	Ole HESSELBJERG	DEN	23 Apr 90	10	8:27.86	PB
9	Krystian ZALEWSKI	POL	11 Apr 89	1	8:28.41	
10	Zak SEDDON	GBR	28 Jun 94	3	8:32.84	
11	Hossein KEYHANI	IRI	26 Apr 90	7	8:33.76	NR
12	José PEÑA	VEN	12 Jan 87	5	8:37.15	
13	Sebastián MARTOS	ESP	20 Jun 89	8	8:51.57	
14	Tarik Langat AKDAG	TUR	16 Jun 88	14	8:53.42	
	Emil BLOMBERG	SWE	2 Apr 92	11	DNF	

INTERMEDIATE TIMES	1000m	1338	Tarik Langat AKDAG	2:50.48
	2000m	1174	Soufiane ELBAKKALI	5:42.10

Heat 2 **3** 6 August 2017 10:22 START TIME 17° C 68 %
TEMPERATURE HUMIDITY

PLACE	NAME	COUNTRY	DATE OF BIRTH	ORDER	RESULT	
1	Evan JAGER	USA	8 Mar 89	9	8:20.36	Q
2	Tafese SEBOKA	ETH	29 Sep 93	4	8:20.48	Q
3	Yoann KOWAL	FRA	28 May 87	5	8:20.60	Q
4	Ezekiel KEMBOI	KEN	25 May 82	11	8:20.61	q SB
5	Albert CHEMUTAI	UGA	25 Nov 99	15	8:23.18	q PB
6	Hichem BOUCHICHA	ALG	19 May 89	1	8:30.01	
7	Mohamed ISMAIL IBRAHIM	DJI	1 Jan 97	10	8:33.77	
8	Abdoullah BAMOUSSA	ITA	8 Jun 86	2	8:34.86	
9	Yemane HAILESELASSIE	ERI	21 Feb 98	8	8:35.73	
10	Fernando CARRO	ESP	1 Apr 92	12	8:38.42	
11	Hicham SIGUENI	MAR	30 Jan 93	7	8:44.74	
12	Mitko TSENOV	BUL	13 Jun 93	6	8:45.21	
13	Hironori TSUETAKI	JPN	8 May 93	3	8:45.81	
14	Raouf BOUBAKER	TUN	21 Oct 88	13	8:46.25	
15	Ieuan THOMAS	GBR	17 Jul 89	14	8:52.96	

INTERMEDIATE TIMES	1000m	851	Yemane HAILESELASSIE	2:50.23
	2000m	902	Tafese SEBOKA	5:39.86

RESULTS
3000 Metres Steeplechase Men - Round 1

Heat 3

3

6 August 2017 10:38 START TIME

17° C TEMPERATURE
68 % HUMIDITY

PLACE	NAME	COUNTRY	DATE of BIRTH	ORDER	RESULT	
1	Conseslus KIPRUTO	KEN	8 Dec 94	4	8:23.80	Q
2	Stanley Kipkoech KEBENEI	USA	6 Nov 89	3	8:24.19	Q
3	Matthew HUGHES	CAN	3 Aug 89	12	8:24.79	Q SB
4	Tesfaye DERIBA	ETH	11 Sep 98	10	8:25.33	q
5	Hillary BOR	USA	22 Nov 89	13	8:27.53	
6	Altobeli DA SILVA	BRA	3 Dec 90	2	8:31.82	
7	Brimin Kiprop KIPRUTO	KEN	31 Jul 85	1	8:33.33	
8	Jakob INGEBRIGTSEN	NOR	19 Sep 00	11	8:34.88	
9	Napoleon SOLOMON	SWE	14 Feb 94	14	8:35.95	
10	Yohanes CHIAPPINELLI	ITA	18 Aug 97	8	8:36.48	
11	Jonathan ROMEO	ESP	13 Aug 94	6	8:38.05	
12	Mohamed TINDOUFT	MAR	12 Mar 93	9	8:40.99	
13	Boniface SIKOWO	UGA	27 Jul 99	5	8:43.86	
14	Stewart MCSWEYN	AUS	1 Jun 95	7	8:47.53	
15	Rob MULLETT	GBR	31 Jul 87	15	8:47.99	

INTERMEDIATE TIMES	1000m	1362	Boniface SIKOWO	2:52.28
	2000m	1411	Stanley Kipkoech KEBENEI	5:43.65

ALL-TIME OUTDOOR TOP LIST

SEASON OUTDOOR TOP LIST

RESULT	NAME	VENUE	DATE	RESULT	NAME	VENUE	2017
7:53.63	Saif Saaeed SHAHEEN (QAT)	Bruxelles (Boudewijnstadion)	3 Sep 04	8:01.29	Evan JAGER (USA)	Monaco (Stade Louis II)	21 Jul
7:53.64	Brimin Kiprop KIPRUTO (KEN)	Monaco (Stade Louis II)	22 Jul 11	8:04.63	Conseslus KIPRUTO (KEN)	Roma (Stadio Olimpico)	8 Jun
7:54.31	Paul Kipsiele KOECH (KEN)	Roma (Stadio Olimpico)	31 May 12	8:05.12	Soufiane ELBAKKALI (MAR)	Rabat (Prince Moulay Abdellah)	16 Jul
7:55.28	Brahim BOULAMI (MAR)	Bruxelles	24 Aug 01	8:07.68	Jairus Kipchoge BIRECH (KEN)	Monaco (Stade Louis II)	21 Jul
7:55.72	Bernard BARMASAI (KEN)	Köln	24 Aug 97	8:08.30	Stanley Kipkoech KEBENEI (USA)	Monaco (Stade Louis II)	21 Jul
7:55.76	Ezekiel KEMBOI (KEN)	Monaco (Stade Louis II)	22 Jul 11	8:08.37	Amos KIRUI (KEN)	Roma (Stadio Olimpico)	8 Jun
7:56.16	Moses KIPTANUI (KEN)	Köln	24 Aug 97	8:10.62	Abraham KIBIWOTT (KEN)	Marseille (Stade Delort)	3 Jun
7:56.81	Richard Kipkemboi MATEELONG (KEN)	ad Bin Suhaim	11 May 12	8:11.22	Yemane HAILESELASSIE (ERI)	Roma (Stadio Olimpico)	8 Jun
7:57.29	Reuben KOSGEI (KEN)	Bruxelles	24 Aug 01	8:11.38	Benjamin KIGEN (KEN)	Monaco (Stade Louis II)	21 Jul
7:58.41	Jairus Kipchoge BIRECH (KEN)	Bruxelles (Boudewijnstadion)	5 Sep 14	8:11.82	Hillary BOR (USA)	Roma (Stadio Olimpico)	8 Jun

RESULTS



110 Metres Hurdles Men - Final

RECORDS	RESULT	NAME	COUNTRY	AGE	VENUE	DATE
World Record WR	12.80	Aries MERRITT	USA	27	Bruxelles (Boudewijnstadion)	7 Sep 2012
Championships Record CR	12.91	Colin JACKSON	GBR	26	Stuttgart (Gottlieb-Daimler Stadion)	20 Aug 1993
World Leading WL	12.90	Omar MCLEOD	JAM	23	Kingston (NS), JAM	24 Jun 2017
Area Record AR		National Record NR		Personal Best PB		Season Best SB

7 August 2017 21:31 START TIME

19° C TEMPERATURE 73 % HUMIDITY

0.0 m/s WIND

PLACE	NAME	COUNTRY	DATE of BIRTH	LANE	RESULT	REACTION	Fn
1	Omar MCLEOD	JAM	25 Apr 94	4	13.04	0.123	
2	Sergey SHUBENKOV	ANA	4 Oct 90	2	13.14	0.132	
3	Balázs BAJI	HUN	9 Jun 89	5	13.28	0.122	
4	Garfield DARIEN	FRA	22 Dec 87	6	13.30	0.115	
5	Aries MERRITT	USA	24 Jul 85	9	13.31	0.163	
6	Shane BRATHWAITE	BAR	8 Feb 90	7	13.32	0.169	
7	Orlando ORTEGA	ESP	29 Jul 91	3	13.37 (.361)	0.140	
8	Hansle PARCHMENT	JAM	17 Jun 90	8	13.37 (.365)	0.145	

ALL-TIME OUTDOOR TOP LIST				SEASON OUTDOOR TOP LIST			
RESULT	NAME	VENUE	DATE	RESULT	NAME	VENUE	2017
12.80	Aries MERRITT (USA)	Bruxelles (Boudewijnstadion)	7 Sep 12	12.90	Omar MCLEOD (JAM)	Kingston (NS), JAM	24 Jun
12.87	Dayron ROBLES (CUB)	Ostrava	12 Jun 08	13.01	Sergey SHUBENKOV (ANA)	Székesfehérvár (Sóstói Stadion)	4 Jul
12.88	Xiang LIU (CHN)	Lausanne (Pontaise)	11 Jul 06	13.05	Ronald LEVY (JAM)	Paris (Stade Charléty)	1 Jul
12.89	David OLIVER (USA)	Paris Saint-Denis (Stade de France)	16 Jul 10	13.09	Garfield DARIEN (FRA)	Ostrava (Mestský Stadion)	28 Jun
12.90	Dominique ARNOLD (USA)	Lausanne (Pontaise)	11 Jul 06	13.09	Aries MERRITT (USA)	London (Olympic Stadium)	9 Jul
12.90	Omar MCLEOD (JAM)	Kingston (NS), JAM	24 Jun 17	13.10	Devon ALLEN (USA)	Paris (Stade Charléty)	1 Jul
12.91	Colin JACKSON (GBR)	Stuttgart (Gottlieb-Daimler Stadion)	20 Aug 93	13.11	Antonio ALKANA (RSA)	Praha (Stadion Juliska)	5 Jun
12.92	Roger KINGDOM (USA)	Zürich (Letzigrund)	16 Aug 89	13.14	Andrew POZZI (GBR)	Paris (Stade Charléty)	1 Jul
12.92	Allen JOHNSON (USA)	Atlanta, GA	23 Jun 96	13.15	Orlando ORTEGA (ESP)	Shanghai (SS)	13 May
12.93	Renaldo NEHEMIAH (USA)	Zürich	19 Aug 81	13.15	Balázs BAJI (HUN)	Székesfehérvár (Sóstói Stadion)	4 Jul



RESULT PROGRESSION



110 Metres Hurdles Men - Final

RECORDS	RESULT	NAME	COUNTRY	AGE	VENUE	DATE
World Record WR	12.80	Aries MERRITT	USA	27	Bruxelles (Boudewijnstadion)	7 Sep 2012
Championships Record CR	12.91	Colin JACKSON	GBR	26	Stuttgart (Gottlieb-Daimler Stadion)	20 Aug 1993
World Leading WL	12.90	Omar MCLEOD	JAM	23	Kingston (NS), JAM	24 Jun 2017
Area Record AR		National Record NR		Personal Best PB		Season Best SB

7 August 2017

RANK	BIB	NAME	COUNTRY	DATE of BIRTH	PHASE	HEAT	LANE	PLACE	RESULT	WIND
1		Omar MCLEOD	JAM	25 Apr 94	Final	1	4	1	13.04	0.0
					Semi-Final	1	7	1	13.10 Q	+0.2
					Round 1	1	1	2	13.23 Q	-1.2
2		Sergey SHUBENKOV	ANA	4 Oct 90	Final	1	2	2	13.14	0.0
					Semi-Final	1	9	3	13.22 q	+0.2
					Round 1	5	7	15	13.47 Q	+0.6
3		Balázs BAJI	HUN	9 Jun 89	Final	1	5	3	13.28	0.0
					Semi-Final	3	5	5	13.23 Q	+0.3
					Round 1	1	3	6	13.35 Q	-1.2
4		Garfield DARIEN	FRA	22 Dec 87	Final	1	6	4	13.30	0.0
					Semi-Final	1	6	2	13.17 Q	+0.2
					Round 1	2	4	7	13.36 Q	+1.3
5		Aries MERRITT	USA	24 Jul 85	Final	1	9	5	13.31	0.0
					Semi-Final	3	7	6	13.25 Q	+0.3
					Round 1	3	8	1	13.16 Q	+0.1
6		Shane BRATHWAITE	BAR	8 Feb 90	Final	1	7	6	13.32	0.0
					Semi-Final	2	5	7	13.26 Q SB	+0.6
					Round 1	3	5	10	13.39 Q	+0.1
8		Hansle PARCHMENT	JAM	17 Jun 90	Final	1	8	8	13.37	0.0
					Semi-Final	2	7	8	13.27 Q	+0.6
					Round 1	5	5	13	13.42 Q	+0.6
7		Orlando ORTEGA	ESP	29 Jul 91	Final	1	3	7	13.37	0.0
					Semi-Final	1	4	4	13.23 q	+0.2
					Round 1	5	2	8	13.37 Q	+0.6

ALL-TIME OUTDOOR TOP LIST				SEASON OUTDOOR TOP LIST			
RESULT	NAME	VENUE	DATE	RESULT	NAME	VENUE	2017
12.80	Aries MERRITT (USA)	Bruxelles (Boudewijnstadion)	7 Sep 12	12.90	Omar MCLEOD (JAM)	Kingston (NS), JAM	24 Jun
12.87	Dayron ROBLES (CUB)	Ostrava	12 Jun 08	13.01	Sergey SHUBENKOV (ANA)	Székesfehérvár (Sóstói Stadion)	4 Jul
12.88	Xianq LIU (CHN)	Lausanne (Pontaise)	11 Jul 06	13.05	Ronald LEVY (JAM)	Paris (Stade Charléty)	1 Jul
12.89	David OLIVER (USA)	Paris Saint-Denis (Stade de France)	16 Jul 10	13.09	Garfield DARIEN (FRA)	Ostrava (Mestský Stadion)	28 Jun
12.90	Dominique ARNOLD (USA)	Lausanne (Pontaise)	11 Jul 06	13.09	Aries MERRITT (USA)	London (Olympic Stadium)	9 Jul
12.90	Omar MCLEOD (JAM)	Kingston (NS), JAM	24 Jun 17	13.10	Devon ALLEN (USA)	Paris (Stade Charléty)	1 Jul
12.91	Colin JACKSON (GBR)	tuttgart (Gottlieb-Daimler Stadion)	20 Aug 93	13.11	Antonio ALKANA (RSA)	Praha (Stadion Juliska)	5 Jun
12.92	Roger KINGDOM (USA)	Zürich (Letzigrund)	16 Aug 89	13.14	Andrew POZZI (GBR)	Paris (Stade Charléty)	1 Jul
12.92	Allen JOHNSON (USA)	Atlanta, GA	23 Jun 96	13.15	Orlando ORTEGA (ESP)	Shanghai (SS)	13 May
12.93	Renaldo NEHEMIAH (USA)	Zürich	19 Aug 81	13.15	Balázs BAJI (HUN)	Székesfehérvár (Sóstói Stadion)	4 Jul



SUMMARY



110 Metres Hurdles Men - Semi-Final

First 2 in each heat (Q) and the next 2 fastest (q) advance to the Final

RECORDS	RESULT	NAME	COUNTRY	AGE	VENUE	DATE
World Record WR	12.80	Aries MERRITT	USA	27	Bruxelles (Boudewijnstadion)	7 Sep 2012
Championships Record CR	12.91	Colin JACKSON	GBR	26	Stuttgart (Gottlieb-Daimler Stadion)	20 Aug 1993
World Leading WL	12.90	Omar MCLEOD	JAM	23	Kingston (NS), JAM	24 Jun 2017
Area Record AR		National Record NR		Personal Best PB		Season Best SB

6 August 2017

RANK	PLACE	HEAT	LANE	BIB	NAME	COUNTRY	DATE of BIRTH	RESULT	WIND	
1	1	1	7		Omar MCLEOD	JAM	25 Apr 94	13.10	Q	+0.2
2	2	1	6		Garfield DARIEN	FRA	22 Dec 87	13.17	Q	+0.2
3	3	1	9		Sergey SHUBENKOV	ANA	4 Oct 90	13.22	q	+0.2
4	4	1	4		Orlando ORTEGA	ESP	29 Jul 91	13.23 (.224)	q	+0.2
5	1	3	5		Balázs BAJI	HUN	9 Jun 89	13.23 (.228)	Q	+0.3
6	2	3	7		Aries MERRITT	USA	24 Jul 85	13.25	Q	+0.3
7	1	2	5		Shane BRATHWAITE	BAR	8 Feb 90	13.26	Q SB	+0.6
8	2	2	7		Hansle PARCHMENT	JAM	17 Jun 90	13.27 (.262)	Q	+0.6
9	3	2	4		Devon ALLEN	USA	12 Dec 94	13.27 (.265)		+0.6
10	4	2	6		Andrew POZZI	GBR	15 May 92	13.28		+0.6
11	5	1	5		Milan TRAJKOVIC	CYP	17 Sep 92	13.32		+0.2
12	3	3	4		Wenjun XIE	CHN	11 Jul 90	13.36		+0.3
13	6	1	8		Aleec HARRIS	USA	31 Oct 90	13.40		+0.2
14	5	2	9		Damian CZYKIER	POL	10 Aug 92	13.42		+0.6
15	6	2	3		Roger IRIBARNE	CUB	2 Jan 96	13.43		+0.6
16	4	3	9		Antonio ALKANA	RSA	12 Apr 90	13.59		+0.3
17	7	2	8		Yidiel CONTRERAS	ESP	27 Nov 92	13.65		+0.6
18	5	3	6		Eddie LOVETT	ISV	25 Jun 92	13.67		+0.3
19	6	3	3		Éder Antonio SOUZA	BRA	15 Oct 86	13.70		+0.3
20	7	1	2		Genta MASUNO	JPN	24 May 93	13.79 (.784)		+0.2
21	8	2	2		Matthias BÜHLER	GER	2 Sep 86	13.79 (.785)		+0.6
22	7	3	8		Johnathan CABRAL	CAN	31 Dec 92	14.98		+0.3
		1	3		Yaqoub Mohamed AL-YOUBA	KUW	31 Jan 93	DNF		+0.2
		3	2		Yordan L. O'FARRILL	CUB	9 Feb 93	DNF		+0.3

ALL-TIME OUTDOOR TOP LIST

SEASON OUTDOOR TOP LIST

RESULT	NAME	VENUE	DATE	RESULT	NAME	VENUE	2017
12.80	Aries MERRITT (USA)	Bruxelles (Boudewijnstadion)	7 Sep 12	12.90	Omar MCLEOD (JAM)	Kingston (NS), JAM	24 Jun
12.87	Dayron ROBLES (CUB)	Ostrava	12 Jun 08	13.01	Sergey SHUBENKOV (ANA)	Székesfehérvár (Sóstói Stadion)	4 Jul
12.88	Xianq LIU (CHN)	Lausanne (Pontaise)	11 Jul 06	13.05	Ronald LEVY (JAM)	Paris (Stade Charléty)	1 Jul
12.89	David OLIVER (USA)	Paris Saint-Denis (Stade de France)	16 Jul 10	13.09	Garfield DARIEN (FRA)	Ostrava (Mestský Stadion)	28 Jun
12.90	Dominique ARNOLD (USA)	Lausanne (Pontaise)	11 Jul 06	13.09	Aries MERRITT (USA)	London (Olympic Stadium)	9 Jul
12.90	Omar MCLEOD (JAM)	Kingston (NS), JAM	24 Jun 17	13.10	Devon ALLEN (USA)	Paris (Stade Charléty)	1 Jul
12.91	Colin JACKSON (GBR)	tuttgart (Gottlieb-Daimler Stadion)	20 Aug 93	13.11	Antonio ALKANA (RSA)	Praha (Stadion Juliska)	5 Jun
12.92	Roger KINGDOM (USA)	Zürich (Letzigrund)	16 Aug 89	13.14	Andrew POZZI (GBR)	Paris (Stade Charléty)	1 Jul
12.92	Allen JOHNSON (USA)	Atlanta, GA	23 Jun 96	13.15	Orlando ORTEGA (ESP)	Shanghai (SS)	13 May
12.93	Renaldo NEHEMIAH (USA)	Zürich	19 Aug 81	13.15	Balázs BAJI (HUN)	Székesfehérvár (Sóstói Stadion)	4 Jul

RESULTS



110 Metres Hurdles Men - Semi-Final

First 2 in each heat (Q) and the next 2 fastest (q) advance to the Final

RECORDS	RESULT	NAME	COUNTRY	AGE	VENUE	DATE
World Record WR	12.80	Aries MERRITT	USA	27	Bruxelles (Boudewijnstadion)	7 Sep 2012
Championships Record CR	12.91	Colin JACKSON	GBR	26	Stuttgart (Gottlieb-Daimler Stadion)	20 Aug 1993
World Leading WL	12.90	Omar MCLEOD	JAM	23	Kingston (NS), JAM	24 Jun 2017
Area Record AR		National Record NR		Personal Best PB		Season Best SB

Heat 1 **3** **6 August 2017** 20:10 START TIME **20° C** TEMPERATURE **56 %** HUMIDITY **+0.2 m/s** WIND

PLACE	NAME	COUNTRY	DATE OF BIRTH	LANE	RESULT	REACTION	Fn
1	Omar MCLEOD	JAM	25 Apr 94	7	13.10	Q	0.135
2	Garfield DARIEN	FRA	22 Dec 87	6	13.17	Q	0.125
3	Sergey SHUBENKOV	ANA	4 Oct 90	9	13.22	q	0.160
4	Orlando ORTEGA	ESP	29 Jul 91	4	13.23 (.224)	q	0.148
5	Milan TRAJKOVIC	CYP	17 Sep 92	5	13.32		0.146
6	Aleec HARRIS	USA	31 Oct 90	8	13.40		0.140
7	Genta MASUNO	JPN	24 May 93	2	13.79 (.784)		0.160
	Yaqoub Mohamed AL-YOUBA	KUW	31 Jan 93	3	DNF		0.152

Heat 2 **3** **6 August 2017** 20:18 START TIME **20° C** TEMPERATURE **56 %** HUMIDITY **+0.6 m/s** WIND

PLACE	NAME	COUNTRY	DATE OF BIRTH	LANE	RESULT	REACTION	Fn
1	Shane BRATHWAITE	BAR	8 Feb 90	5	13.26	Q SB	0.179
2	Hansle PARCHMENT	JAM	17 Jun 90	7	13.27 (.262)	Q	0.181
3	Devon ALLEN	USA	12 Dec 94	4	13.27 (.265)		0.126
4	Andrew POZZI	GBR	15 May 92	6	13.28		0.137
5	Damian CZYKIER	POL	10 Aug 92	9	13.42		0.183
6	Roger IRIBARNE	CUB	2 Jan 96	3	13.43		0.175
7	Yidiel CONTRERAS	ESP	27 Nov 92	8	13.65		0.157
8	Matthias BÜHLER	GER	2 Sep 86	2	13.79 (.785)		0.158

Heat 3 **3** **6 August 2017** 20:26 START TIME **19° C** TEMPERATURE **56 %** HUMIDITY **+0.3 m/s** WIND

PLACE	NAME	COUNTRY	DATE OF BIRTH	LANE	RESULT	REACTION	Fn
1	Balázs BAJI	HUN	9 Jun 89	5	13.23 (.228)	Q	0.120
2	Aries MERRITT	USA	24 Jul 85	7	13.25	Q	0.117
3	Wenjun XIE	CHN	11 Jul 90	4	13.36		0.171
4	Antonio ALKANA	RSA	12 Apr 90	9	13.59		0.230
5	Eddie LOVETT	ISV	25 Jun 92	6	13.67		0.180
6	Éder Antonio SOUZA	BRA	15 Oct 86	3	13.70		0.133
7	Johnathan CABRAL	CAN	31 Dec 92	8	14.98		0.174
	Yordan L. O'FARRILL	CUB	9 Feb 93	2	DNF		0.147

ALL-TIME OUTDOOR TOP LIST				SEASON OUTDOOR TOP LIST			
RESULT	NAME	VENUE	DATE	RESULT	NAME	VENUE	2017
12.80	Aries MERRITT (USA)	Bruxelles (Boudewijnstadion)	7 Sep 12	12.90	Omar MCLEOD (JAM)	Kingston (NS), JAM	24 Jun
12.87	Dayron ROBLES (CUB)	Ostrava	12 Jun 08	13.01	Sergey SHUBENKOV (ANA)	Székesfehérvár (Sóstói Stadion)	4 Jul
12.88	Xianq LIU (CHN)	Lausanne (Pontaise)	11 Jul 06	13.05	Ronald LEVY (JAM)	Paris (Stade Charléty)	1 Jul
12.89	David OLIVER (USA)	Paris Saint-Denis (Stade de France)	16 Jul 10	13.09	Garfield DARIEN (FRA)	Ostrava (Městský Stadion)	28 Jun
12.90	Dominique ARNOLD (USA)	Lausanne (Pontaise)	11 Jul 06	13.09	Aries MERRITT (USA)	London (Olympic Stadium)	9 Jul
12.90	Omar MCLEOD (JAM)	Kingston (NS), JAM	24 Jun 17	13.10	Devon ALLEN (USA)	Paris (Stade Charléty)	1 Jul
12.91	Colin JACKSON (GBR)	tuttgart (Gottlieb-Daimler Stadion)	20 Aug 93	13.11	Antonio ALKANA (RSA)	Praha (Stadion Juliska)	5 Jun
12.92	Roger KINGDOM (USA)	Zürich (Letzigrund)	16 Aug 89	13.14	Andrew POZZI (GBR)	Paris (Stade Charléty)	1 Jul
12.92	Allen JOHNSON (USA)	Atlanta, GA	23 Jun 96	13.15	Orlando ORTEGA (ESP)	Shanghai (SS)	13 May
12.93	Renaldo NEHEMIAH (USA)	Zürich	19 Aug 81	13.15	Balázs BAJI (HUN)	Székesfehérvár (Sóstói Stadion)	4 Jul



SUMMARY



110 Metres Hurdles Men - Round 1

First 4 in each heat (Q) and the next 4 fastest (q) advance to the Semi-Finals

RECORDS	RESULT	NAME	COUNTRY	AGE	VENUE	DATE
World Record WR	12.80	Aries MERRITT	USA	27	Bruxelles (Boudewijnstadion)	7 Sep 2012
Championships Record CR	12.91	Colin JACKSON	GBR	26	Stuttgart (Gottlieb-Daimler Stadion)	20 Aug 1993
World Leading WL	12.90	Omar MCLEOD	JAM	23	Kingston (NS), JAM	24 Jun 2017
Area Record AR		National Record NR		Personal Best PB		Season Best SB

6 August 2017

RANK	PLACE	HEAT	LANE	BIB	NAME	COUNTRY	DATE of BIRTH	RESULT		WIND
1	1	3	8		Aries MERRITT	USA	24 Jul 85	13.16	Q	+0.1
2	1	1	1		Omar MCLEOD	JAM	25 Apr 94	13.23	Q	-1.2
3	1	2	7		Devon ALLEN	USA	12 Dec 94	13.26	Q	+1.3
4	1	4	7		Andrew POZZI	GBR	15 May 92	13.28	Q	+0.7
5	2	4	8		Wenjun XIE	CHN	11 Jul 90	13.34	Q	+0.7
6	2	1	3		Balázs BAJI	HUN	9 Jun 89	13.35	Q	-1.2
7	2	2	4		Garfield DARIEN	FRA	22 Dec 87	13.36	Q	+1.3
8	1	5	2		Orlando ORTEGA	ESP	29 Jul 91	13.37	Q	+0.6
9	3	4	3		Milan TRAJKOVIC	CYP	17 Sep 92	13.38	Q	+0.7
10	2	3	5		Shane BRATHWAITE	BAR	8 Feb 90	13.39	Q	+0.1
11	4	4	2		Yidiel CONTRERAS	ESP	27 Nov 92	13.40	Q SB	+0.7
12	3	1	5		Eddie LOVETT	ISV	25 Jun 92	13.41	Q SB	-1.2
13	2	5	5		Hansle PARCHMENT	JAM	17 Jun 90	13.42	Q	+0.6
14	3	3	6		Antonio ALKANA	RSA	12 Apr 90	13.43	Q	+0.1
15	3	5	7		Sergey SHUBENKOV	ANA	4 Oct 90	13.47	Q	+0.6
16	5	4	6		Roger IRIBARNE	CUB	2 Jan 96	13.48	q	+0.7
17	4	1	9		Aleec HARRIS	USA	31 Oct 90	13.50	Q	-1.2
18	6	4	5		Matthias BÜHLER	GER	2 Sep 86	13.52	q	+0.7
19	3	2	9		Damian CZYKIER	POL	10 Aug 92	13.53 (.528)	Q	+1.3
20	4	5	6		Johnathan CABRAL	CAN	31 Dec 92	13.53 (.530)	Q	+0.6
21	7	4	4		Yaqoub Mohamed AL-YOUBA	KUW	31 Jan 93	13.56 (.551)	q	+0.7
22	5	1	2		Yordan L. O'FARRILL	CUB	9 Feb 93	13.56 (.552)	q	-1.2
23	4	3	4		Éder Antonio SOUZA	BRA	15 Oct 86	13.56 (.560)	Q	+0.1
24	4	2	3		Genta MASUNO	JPN	24 May 93	13.58 (.573)	Q	+1.3
24	5	3	9		Aurel MANGA	FRA	24 Jul 92	13.58 (.573)		+0.1
26	6	1	6		David OMOREGIE	GBR	1 Nov 95	13.59		-1.2
27	5	5	9		Nicholas HOUGH	AUS	20 Oct 93	13.61		+0.6
28	6	3	3		Konstadínos DOUVALÍDIS	GRE	10 Mar 87	13.62		+0.1
29	5	2	8		Abdulaziz AL MANDEEL	KUW	22 May 89	13.63 (.621)		+1.3
30	6	2	2		Ruebin WALTERS	TTO	2 Apr 95	13.63 (.630)		+1.3
31	7	2	6		Siddhanth THINGALAYA	IND	1 Mar 91	13.64		+1.3
32	7	1	7		Shunya TAKAYAMA	JPN	3 Sep 94	13.65		-1.2
33	8	2	5		David KING	GBR	13 Jun 94	13.67		+1.3
34	7	3	7		Hideki OMURO	JPN	25 Jul 90	13.78 (.771)		+0.1
35	6	5	4		Jeffrey JULMIS	HAI	30 Sep 87	13.78 (.780)		+0.6
36	8	3	2		Byoungjun KIM	KOR	15 Aug 91	13.81		+0.1
37	7	5	3		Mikel THOMAS	TTO	23 Nov 87	13.98		+0.6
38	8	1	4		Ahmad HAZER	LBN	4 Sep 89	14.51		-1.2
39	9	1	8		Xaysa ANOUSONE	LAO	20 Mar 94	14.55		-1.2

SUMMARY
110 Metres Hurdles Men - Round 1

6 August 2017

RANK	PLACE	HEAT	LANE	BIB	NAME	COUNTRY	DATE of BIRTH	RESULT	WIND
		4	9		Ronald LEVY	JAM	30 Dec 92	DNF	+0.7
		5	8		Milan RISTIC	SRB	8 Aug 91	DQ 168.7(b)	+0.6

NOTE IAAF Rule 168.7(b) - Deliberately knocking down a hurdle

ALL-TIME OUTDOOR TOP LIST

SEASON OUTDOOR TOP LIST

RESULT	NAME	VENUE	DATE	RESULT	NAME	VENUE	2017
12.80	Aries MERRITT (USA)	Bruxelles (Boudewijnstadion)	7 Sep 12	12.90	Omar MCLEOD (JAM)	Kingston (NS), JAM	24 Jun
12.87	Dayron ROBLES (CUB)	Ostrava	12 Jun 08	13.01	Serqey SHUBENKOV (ANA)	Székesfehérvár (Sóstói Stadion)	4 Jul
12.88	Xiang LIU (CHN)	Lausanne (Pontaise)	11 Jul 06	13.05	Ronald LEVY (JAM)	Paris (Stade Charléty)	1 Jul
12.89	David OLIVER (USA)	Paris Saint-Denis (Stade de France)	16 Jul 10	13.09	Garfield DARIEN (FRA)	Ostrava (Mestský Stadion)	28 Jun
12.90	Dominique ARNOLD (USA)	Lausanne (Pontaise)	11 Jul 06	13.09	Aries MERRITT (USA)	London (Olympic Stadium)	9 Jul
12.90	Omar MCLEOD (JAM)	Kingston (NS), JAM	24 Jun 17	13.10	Devon ALLEN (USA)	Paris (Stade Charléty)	1 Jul
12.91	Colin JACKSON (GBR)	tuttgart (Gottlieb-Daimler Stadion)	20 Aug 93	13.11	Antonio ALKANA (RSA)	Praha (Stadion Juliska)	5 Jun
12.92	Roger KINGDOM (USA)	Zürich (Letzigrund)	16 Aug 89	13.14	Andrew POZZI (GBR)	Paris (Stade Charléty)	1 Jul
12.92	Allen JOHNSON (USA)	Atlanta, GA	23 Jun 96	13.15	Orlando ORTEGA (ESP)	Shanghai (SS)	13 May
12.93	Renaldo NEHEMIAH (USA)	Zürich	19 Aug 81	13.15	Balázs BAJI (HUN)	Székesfehérvár (Sóstói Stadion)	4 Jul

RESULTS



110 Metres Hurdles Men - Round 1

First 4 in each heat (Q) and the next 4 fastest (q) advance to the Semi-Finals

RECORDS	RESULT	NAME	COUNTRY	AGE	VENUE	DATE
World Record WR	12.80	Aries MERRITT	USA	27	Bruxelles (Boudewijnstadion)	7 Sep 2012
Championships Record CR	12.91	Colin JACKSON	GBR	26	Stuttgart (Gottlieb-Daimler Stadion)	20 Aug 1993
World Leading WL	12.90	Omar MCLEOD	JAM	23	Kingston (NS), JAM	24 Jun 2017
Area Record AR		National Record NR		Personal Best PB		Season Best SB

Heat 1 **5** **6 August 2017** 13:14 START TIME **19° C** TEMPERATURE **56 %** HUMIDITY **-1.2 m/s** WIND

PLACE	NAME	COUNTRY	DATE OF BIRTH	LANE	RESULT	REACTION	Fn
1	Omar MCLEOD	JAM	25 Apr 94	1	13.23	Q	0.138
2	Balázs BAJI	HUN	9 Jun 89	3	13.35	Q	0.132
3	Eddie LOVETT	ISV	25 Jun 92	5	13.41	Q SB	0.147
4	Aleec HARRIS	USA	31 Oct 90	9	13.50	Q	0.178
5	Yordan L. O'FARRILL	CUB	9 Feb 93	2	13.56 (.552)	q	0.135
6	David OMOREGIE	GBR	1 Nov 95	6	13.59		0.152
7	Shunya TAKAYAMA	JPN	3 Sep 94	7	13.65		0.144
8	Ahmad HAZER	LBN	4 Sep 89	4	14.51		0.153
9	Xaysa ANOUSONE	LAO	20 Mar 94	8	14.55		0.148

Heat 2 **5** **6 August 2017** 13:22 START TIME **19° C** TEMPERATURE **56 %** HUMIDITY **+1.3 m/s** WIND

PLACE	NAME	COUNTRY	DATE OF BIRTH	LANE	RESULT	REACTION	Fn
1	Devon ALLEN	USA	12 Dec 94	7	13.26	Q	0.135
2	Garfield DARIEN	FRA	22 Dec 87	4	13.36	Q	0.169
3	Damian CZYKIER	POL	10 Aug 92	9	13.53 (.528)	Q	0.175
4	Genta MASUNO	JPN	24 May 93	3	13.58 (.573)	Q	0.159
5	Abdulaziz AL MANDEEL	KUW	22 May 89	8	13.63 (.621)		0.138
6	Ruebin WALTERS	TTO	2 Apr 95	2	13.63 (.630)		0.157
7	Siddhanth THINGALAYA	IND	1 Mar 91	6	13.64		0.158
8	David KING	GBR	13 Jun 94	5	13.67		0.120

Heat 3 **5** **6 August 2017** 13:30 START TIME **19° C** TEMPERATURE **56 %** HUMIDITY **+0.1 m/s** WIND

PLACE	NAME	COUNTRY	DATE OF BIRTH	LANE	RESULT	REACTION	Fn
1	Aries MERRITT	USA	24 Jul 85	8	13.16	Q	0.125
2	Shane BRATHWAITE	BAR	8 Feb 90	5	13.39	Q	0.216
3	Antonio ALKANA	RSA	12 Apr 90	6	13.43	Q	0.122
4	Éder Antonio SOUZA	BRA	15 Oct 86	4	13.56 (.560)	Q	0.148
5	Aurel MANGA	FRA	24 Jul 92	9	13.58 (.573)		0.158
6	Konstadínos DOUVALÍDIS	GRE	10 Mar 87	3	13.62		0.142
7	Hideki OMURO	JPN	25 Jul 90	7	13.78 (.771)		0.138
8	Byoungjun KIM	KOR	15 Aug 91	2	13.81		0.139

RESULTS
110 Metres Hurdles Men - Round 1

Heat 4 **5** **6 August 2017** 13:38 START TIME **19° C** **56 %**
TEMPERATURE HUMIDITY **+0.7 m/s**
WIND

PLACE	NAME	COUNTRY	DATE OF BIRTH	LANE	RESULT	REACTION	Fn
1	Andrew POZZI	GBR	15 May 92	7	13.28	Q	0.168
2	Wenjun XIE	CHN	11 Jul 90	8	13.34	Q	0.162
3	Milan TRAJKOVIC	CYP	17 Sep 92	3	13.38	Q	0.148
4	Yidiel CONTRERAS	ESP	27 Nov 92	2	13.40	Q SB	0.143
5	Roger IRIBARNE	CUB	2 Jan 96	6	13.48	q	0.179
6	Matthias BÜHLER	GER	2 Sep 86	5	13.52	q	0.127
7	Yaqoub Mohamed AL-YOUBA	KUW	31 Jan 93	4	13.56 (.551)	q	0.177
	Ronald LEVY	JAM	30 Dec 92	9	DNF		0.145

Heat 5 **5** **6 August 2017** 13:46 START TIME **19° C** **56 %**
TEMPERATURE HUMIDITY **+0.6 m/s**
WIND

PLACE	NAME	COUNTRY	DATE OF BIRTH	LANE	RESULT	REACTION	Fn
1	Orlando ORTEGA	ESP	29 Jul 91	2	13.37	Q	0.147
2	Hansle PARCHMENT	JAM	17 Jun 90	5	13.42	Q	0.172
3	Sergey SHUBENKOV	ANA	4 Oct 90	7	13.47	Q	0.168
4	Johnathan CABRAL	CAN	31 Dec 92	6	13.53 (.530)	Q	0.141
5	Nicholas HOUGH	AUS	20 Oct 93	9	13.61		0.170
6	Jeffrey JULMIS	HAI	30 Sep 87	4	13.78 (.780)		0.132
7	Mikel THOMAS	TTO	23 Nov 87	3	13.98		0.143
	Milan RISTIC	SRB	8 Aug 91	8	DQ 168.7(b)		0.201

NOTE IAAF Rule 168.7(b) - Deliberately knocking down a hurdle

ALL-TIME OUTDOOR TOP LIST				SEASON OUTDOOR TOP LIST			
RESULT	NAME	VENUE	DATE	RESULT	NAME	VENUE	2017
12.80	Aries MERRITT (USA)	Bruxelles (Boudewijnstadion)	7 Sep 12	12.90	Omar MCLEOD (JAM)	Kingston (NS), JAM	24 Jun
12.87	Dayron ROBLES (CUB)	Ostrava	12 Jun 08	13.01	Sergey SHUBENKOV (ANA)	Székesfehérvár (Sóstói Stadion)	4 Jul
12.88	Xiang LIU (CHN)	Lausanne (Pontaise)	11 Jul 06	13.05	Ronald LEVY (JAM)	Paris (Stade Charléty)	1 Jul
12.89	David OLIVER (USA)	Paris Saint-Denis (Stade de France)	16 Jul 10	13.09	Garfield DARIEN (FRA)	Ostrava (Městský Stadion)	28 Jun
12.90	Dominique ARNOLD (USA)	Lausanne (Pontaise)	11 Jul 06	13.09	Aries MERRITT (USA)	London (Olympic Stadium)	9 Jul
12.90	Omar MCLEOD (JAM)	Kingston (NS), JAM	24 Jun 17	13.10	Devon ALLEN (USA)	Paris (Stade Charléty)	1 Jul
12.91	Colin JACKSON (GBR)	tuttgart (Gottlieb-Daimler Stadion)	20 Aug 93	13.11	Antonio ALKANA (RSA)	Praha (Stadion Juliska)	5 Jun
12.92	Roger KINGDOM (USA)	Zürich (Letzigrund)	16 Aug 89	13.14	Andrew POZZI (GBR)	Paris (Stade Charléty)	1 Jul
12.92	Allen JOHNSON (USA)	Atlanta, GA	23 Jun 96	13.15	Orlando ORTEGA (ESP)	Shanghai (SS)	13 May
12.93	Renaldo NEHEMIAH (USA)	Zürich	19 Aug 81	13.15	Balázs BAJI (HUN)	Székesfehérvár (Sóstói Stadion)	4 Jul



RESULTS



400 Metres Hurdles Men - Final

RECORDS	RESULT	NAME	COUNTRY	AGE	VENUE	DATE
World Record WR	46.78	Kevin YOUNG	USA	26	Barcelona (Estadio Olímpico)	6 Aug 1992
Championships Record CR	47.18	Kevin YOUNG	USA	27	Stuttgart (Gottlieb-Daimler Stadion)	19 Aug 1993
World Leading WL	47.80	Kyron MCMASTER	IVB	20	Kingston (NS), JAM	20 May 2017
Area Record AR		National Record NR		Personal Best PB		Season Best SB

9 August 2017 **21:34** START TIME **15° C** TEMPERATURE **88 %** HUMIDITY

PLACE	NAME	COUNTRY	DATE OF BIRTH	LANE	RESULT	REACTION	Fn
1	Karsten WARHOLM	NOR	28 Feb 96	5	48.35	0.175	
2	Yasmani COPELLO	TUR	15 Apr 87	8	48.49	0.211	
3	Kerron CLEMENT	USA	31 Oct 85	4	48.52	0.153	
4	Kemar MOWATT	JAM	12 Mar 95	3	48.99	0.189	
5	TJ HOLMES	USA	2 Jul 95	7	49.00	0.210	
6	Juander SANTOS	DOM	7 May 95	2	49.04	0.158	
7	Abderrahaman SAMBA	QAT	5 Sep 95	6	49.74	0.206	
8	Kariem HUSSEIN	SUI	4 Jan 89	9	50.07	0.163	

ALL-TIME OUTDOOR TOP LIST				SEASON OUTDOOR TOP LIST			
RESULT	NAME	VENUE	DATE	RESULT	NAME	VENUE	2017
46.78	Kevin YOUNG (USA)	Barcelona (Estadio Olímpico)	6 Aug 92	47.80	Kyron MCMASTER (IVB)	Kingston (NS), JAM	20 May
47.02	Edwin MOSES (USA)	Koblenz	31 Aug 83	48.02	Kerron CLEMENT (USA)	London (Olympic Stadium)	9 Jul
47.03	Bryan BRONSON (USA)	New Orleans, LA	21 Jun 98	48.13	Quincy DOWNING (USA)	Kingston (NS), JAM	10 Jun
47.10	Samuel MATETE (ZAM)	Zürich (Letzigrund)	7 Aug 91	48.18	Eric FUTCH (USA)	Sacramento (Hornet Stadium), CA	25 Jun
47.19	Andre PHILLIPS (USA)	Seoul (Olympic Stadium)	25 Sep 88	48.24	Yasmani COPELLO (TUR)	London (Olympic Stadium)	9 Jul
47.23	Amadou DIA BA (SEN)	Seoul (Olympic Stadium)	25 Sep 88	48.25	Karsten WARHOLM (NOR)	Oslo (Bislett)	15 Jun
47.24	Kerron CLEMENT (USA)	Carson, CA	26 Jun 05	48.26	Michael STIGLER (USA)	Sacramento (Hornet Stadium), CA	25 Jun
47.25	Felix SÁNCHEZ (DOM)	Paris Saint-Denis (Stade de France)	29 Aug 03	48.31	Abderrahaman SAMBA (QAT)	Sasolburg	28 Mar
47.25	Anelo TAYLOR (USA)	Beijing (National Stadium)	18 Aug 08	48.33	Rai BENJAMIN (ANT)	Eugene (Hayward Field), OR	9 Jun
47.30	Bershawn JACKSON (USA)	Helsinki (Olympic Stadium)	9 Aug 05	48.40	Mamadou Kasse HANN (FRA)	Genève	10 Jun



RESULT PROGRESSION



400 Metres Hurdles Men - Final

RECORDS	RESULT	NAME	COUNTRY	AGE	VENUE	DATE
World Record WR	46.78	Kevin YOUNG	USA	26	Barcelona (Estadio Olímpico)	6 Aug 1992
Championships Record CR	47.18	Kevin YOUNG	USA	27	Stuttgart (Gottlieb-Daimler Stadion)	19 Aug 1993
World Leading WL	47.80	Kyron MCMMASTER	IVB	20	Kingston (NS), JAM	20 May 2017
Area Record AR		National Record NR		Personal Best PB		Season Best SB

9 August 2017

RANK	BIB	NAME	COUNTRY	DATE of BIRTH	PHASE	HEAT	LANE	PLACE	RESULT
1		Karsten WARHOLM	NOR	28 Feb 96	Final	1	5	1	48.35
					Semi-Final	1	5	2	48.43 Q
					Round 1	4	4	10	49.50 Q
2		Yasmani COPELLO	TUR	15 Apr 87	Final	1	8	2	48.49
					Semi-Final	3	4	6	48.91 Q
					Round 1	3	8	1	49.13 Q
3		Kerron CLEMENT	USA	31 Oct 85	Final	1	4	3	48.52
					Semi-Final	1	7	1	48.35 Q
					Round 1	1	5	8	49.46 Q
4		Kemar MOWATT	JAM	12 Mar 95	Final	1	3	4	48.99
					Semi-Final	1	3	4	48.66 q
					Round 1	1	8	22	50.00 Q
5		TJ HOLMES	USA	2 Jul 95	Final	1	7	5	49.00
					Semi-Final	2	6	7	49.12 Q
					Round 1	2	4	4	49.35 Q
6		Juander SANTOS	DOM	7 May 95	Final	1	2	6	49.04
					Semi-Final	1	4	3	48.59 q PB
					Round 1	4	9	2	49.19 Q
7		Abderrahaman SAMBA	QAT	5 Sep 95	Final	1	6	7	49.74
					Semi-Final	3	6	5	48.75 Q
					Round 1	3	9	5	49.39 Q
8		Kariem HUSSEIN	SUI	4 Jan 89	Final	1	9	8	50.07
					Semi-Final	2	2	8	49.13 Q
					Round 1	3	7	24	50.12 q

ALL-TIME OUTDOOR TOP LIST				SEASON OUTDOOR TOP LIST			
RESULT	NAME	VENUE	DATE	RESULT	NAME	VENUE	2017
46.78	Kevin YOUNG (USA)	Barcelona (Estadio Olímpico)	6 Aug 92	47.80	Kyron MCMMASTER (IVB)	Kingston (NS), JAM	20 May
47.02	Edwin MOSES (USA)	Koblenz	31 Aug 83	48.02	Kerron CLEMENT (USA)	London (Olympic Stadium)	9 Jul
47.03	Bryan BRONSON (USA)	New Orleans, LA	21 Jun 98	48.13	Quincy DOWNING (USA)	Kingston (NS), JAM	10 Jun
47.10	Samuel MATETE (ZAM)	Zürich (Letzigrund)	7 Aug 91	48.18	Eric FUTCH (USA)	Sacramento (Hornet Stadium), CA	25 Jun
47.19	Andre PHILLIPS (USA)	Seoul (Olympic Stadium)	25 Sep 88	48.24	Yasmani COPELLO (TUR)	London (Olympic Stadium)	9 Jul
47.23	Amadou DIA BA (SEN)	Seoul (Olympic Stadium)	25 Sep 88	48.25	Karsten WARHOLM (NOR)	Oslo (Bislett)	15 Jun
47.24	Kerron CLEMENT (USA)	Carson, CA	26 Jun 05	48.26	Michael STIGLER (USA)	Sacramento (Hornet Stadium), CA	25 Jun
47.25	Felix SÁNCHEZ (DOM)	Paris Saint-Denis (Stade de France)	29 Aug 03	48.31	Abderrahaman SAMBA (QAT)	Sasolburg	28 Mar
47.25	Angelo TAYLOR (USA)	Beijing (National Stadium)	18 Aug 08	48.33	Rai BENJAMIN (ANT)	Eugene (Hayward Field), OR	9 Jun
47.30	Bershawn JACKSON (USA)	Helsinki (Olympic Stadium)	9 Aug 05	48.40	Mamadou Kasse HANN (FRA)	Genève	10 Jun



SUMMARY



400 Metres Hurdles Men - Semi-Final

First 2 in each heat (Q) and the next 2 fastest (q) advance to the Final

RECORDS	RESULT	NAME	COUNTRY	AGE	VENUE	DATE
World Record WR	46.78	Kevin YOUNG	USA	26	Barcelona (Estadio Olímpico)	6 Aug 1992
Championships Record CR	47.18	Kevin YOUNG	USA	27	Stuttgart (Gottlieb-Daimler Stadion)	19 Aug 1993
World Leading WL	47.80	Kyron MCMMASTER	IVB	20	Kingston (NS), JAM	20 May 2017
Area Record AR		National Record NR		Personal Best PB		Season Best SB

7 August 2017

RANK	PLACE	HEAT	LANE	BIB	NAME	COUNTRY	DATE of BIRTH	RESULT	
1	1	1	7		Kerron CLEMENT	USA	31 Oct 85	48.35	Q
2	2	1	5		Karsten WARHOLM	NOR	28 Feb 96	48.43	Q
3	3	1	4		Juander SANTOS	DOM	7 May 95	48.59	q PB
4	4	1	3		Kemar MOWATT	JAM	12 Mar 95	48.66	q
5	1	3	6		Abderrahaman SAMBA	QAT	5 Sep 95	48.75	Q
6	2	3	4		Yasmani COPELLO	TUR	15 Apr 87	48.91	Q
7	1	2	6		TJ HOLMES	USA	2 Jul 95	49.12	Q
8	2	2	2		Kariem HUSSEIN	SUI	4 Jan 89	49.13	Q
9	3	3	2		Eric FUTCH	USA	25 Apr 93	49.30	
10	5	1	8		Abdelmalik LAHOULOU	ALG	7 May 92	49.33	
11	6	1	6		Patryk DOBEK	POL	13 Feb 94	49.40	
12	3	2	7		Jaheel HYDE	JAM	2 Feb 97	49.75	
13	4	2	3		Jack GREEN	GBR	6 Oct 91	49.93 (.927)	
14	5	2	4		Takatoshi ABE	JPN	12 Nov 91	49.93 (.929)	
15	4	3	5		Ludvy VAILLANT	FRA	15 Mar 95	49.95	
16	5	3	8		José Reynaldo BENCOSME DE LEON	ITA	16 May 92	50.29	
17	6	2	5		Mamadou Kasse HANN	FRA	10 Oct 86	50.35	
18	7	2	9		Aron Kipchumba KOECH	KEN	27 Jan 90	50.40	
19	8	2	8		Jaak-Heinrich JAGOR	EST	11 May 90	50.43	
20	6	3	3		Ricardo CUNNINGHAM	JAM	10 Apr 82	50.54	
21	7	1	2		Victor COROLLER	FRA	29 Jan 97	55.69	
		3	7		Marcio TELES	BRA	27 Jan 94	DNF	
		3	9		Guillermo RUGGERI	ARG	26 Mar 92	DQ	163.3(a)
		1	9		Thomas BARR	IRL	24 Jul 92	DNS	

NOTE IAAF Rule 163.3(a) - Lane infringement

ALL-TIME OUTDOOR TOP LIST				SEASON OUTDOOR TOP LIST			
RESULT	NAME	VENUE	DATE	RESULT	NAME	VENUE	2017
46.78	Kevin YOUNG (USA)	Barcelona (Estadio Olímpico)	6 Aug 92	47.80	Kyron MCMMASTER (IVB)	Kingston (NS), JAM	20 May
47.02	Edwin MOSES (USA)	Koblenz	31 Aug 83	48.02	Kerron CLEMENT (USA)	London (Olympic Stadium)	9 Jul
47.03	Bryan BRONSON (USA)	New Orleans, LA	21 Jun 98	48.13	Quincy DOWNING (USA)	Kingston (NS), JAM	10 Jun
47.10	Samuel MATETE (ZAM)	Zürich (Letzigrund)	7 Aug 91	48.18	Eric FUTCH (USA)	Sacramento (Hornet Stadium), CA	25 Jun
47.19	Andre PHILLIPS (USA)	Seoul (Olympic Stadium)	25 Sep 88	48.24	Yasmani COPELLO (TUR)	London (Olympic Stadium)	9 Jul
47.23	Amadou DIA BA (SEN)	Seoul (Olympic Stadium)	25 Sep 88	48.25	Karsten WARHOLM (NOR)	Oslo (Bislett)	15 Jun
47.24	Kerron CLEMENT (USA)	Carson, CA	26 Jun 05	48.26	Michael STIGLER (USA)	Sacramento (Hornet Stadium), CA	25 Jun
47.25	Felix SÁNCHEZ (DOM)	Paris Saint-Denis (Stade de France)	29 Aug 03	48.31	Abderrahaman SAMBA (QAT)	Sasolburg	28 Mar
47.25	Anqelo TAYLOR (USA)	Beijing (National Stadium)	18 Aug 08	48.33	Rai BENJAMIN (ANT)	Eugene (Hayward Field), OR	9 Jun
47.30	Bershawn JACKSON (USA)	Helsinki (Olympic Stadium)	9 Aug 05	48.40	Mamadou Kasse HANN (FRA)	Genève	10 Jun

RESULTS



400 Metres Hurdles Men - Semi-Final

First 2 in each heat (Q) and the next 2 fastest (q) advance to the Final

RECORDS	RESULT	NAME	COUNTRY	AGE	VENUE	DATE
World Record WR	46.78	Kevin YOUNG	USA	26	Barcelona (Estadio Olímpico)	6 Aug 1992
Championships Record CR	47.18	Kevin YOUNG	USA	27	Stuttgart (Gottlieb-Daimler Stadion)	19 Aug 1993
World Leading WL	47.80	Kyron MCMMASTER	IVB	20	Kingston (NS), JAM	20 May 2017
Area Record AR		National Record NR		Personal Best PB		Season Best SB

Heat 1 **3** **7 August 2017** 20:20 START TIME **19° C** **56 %**
TEMPERATURE HUMIDITY

PLACE	NAME	COUNTRY	DATE OF BIRTH	LANE	RESULT	REACTION	Fn
1	Kerron CLEMENT	USA	31 Oct 85	7	48.35	Q	0.156
2	Karsten WARHOLM	NOR	28 Feb 96	5	48.43	Q	0.175
3	Juander SANTOS	DOM	7 May 95	4	48.59	q PB	0.192
4	Kemar MOWATT	JAM	12 Mar 95	3	48.66	q	0.204
5	Abdelmalik LAHOULOU	ALG	7 May 92	8	49.33		0.186
6	Patryk DOBEK	POL	13 Feb 94	6	49.40		0.158
7	Victor COROLLER	FRA	29 Jan 97	2	55.69		0.170
	Thomas BARR	IRL	24 Jul 92	9	DNS		

Heat 2 **3** **7 August 2017** 20:30 START TIME **19° C** **56 %**
TEMPERATURE HUMIDITY

PLACE	NAME	COUNTRY	DATE OF BIRTH	LANE	RESULT	REACTION	Fn
1	TJ HOLMES	USA	2 Jul 95	6	49.12	Q	0.187
2	Kariem HUSSEIN	SUI	4 Jan 89	2	49.13	Q	0.147
3	Jaheel HYDE	JAM	2 Feb 97	7	49.75		0.157
4	Jack GREEN	GBR	6 Oct 91	3	49.93 (.927)		0.230
5	Takatoshi ABE	JPN	12 Nov 91	4	49.93 (.929)		0.212
6	Mamadou Kasse HANN	FRA	10 Oct 86	5	50.35		0.165
7	Aron Kipchumba KOECH	KEN	27 Jan 90	9	50.40		0.174
8	Jaak-Heinrich JAGOR	EST	11 May 90	8	50.43		0.149

Heat 3 **3** **7 August 2017** 20:40 START TIME **19° C** **56 %**
TEMPERATURE HUMIDITY

PLACE	NAME	COUNTRY	DATE OF BIRTH	LANE	RESULT	REACTION	Fn
1	Abderrahaman SAMBA	QAT	5 Sep 95	6	48.75	Q	0.247
2	Yasmani COPELLO	TUR	15 Apr 87	4	48.91	Q	0.203
3	Eric FUTCH	USA	25 Apr 93	2	49.30		0.150
4	Ludvy VAILLANT	FRA	15 Mar 95	5	49.95		0.205
5	José Reynaldo BENCOSME DE LEON	ITA	16 May 92	8	50.29		0.186
6	Ricardo CUNNINGHAM	JAM	10 Apr 82	3	50.54		0.216
	Marcio TELES	BRA	27 Jan 94	7	DNF		0.175
	Guillermo RUGGERI	ARG	26 Mar 92	9	DQ 163.3(a)		0.198

NOTE IAAF Rule 163.3(a) - Lane infringement

ALL-TIME OUTDOOR TOP LIST				SEASON OUTDOOR TOP LIST			
RESULT	NAME	VENUE	DATE	RESULT	NAME	VENUE	2017
46.78	Kevin YOUNG (USA)	Barcelona (Estadio Olímpico)	6 Aug 92	47.80	Kyron MCMMASTER (IVB)	Kingston (NS), JAM	20 May
47.02	Edwin MOSES (USA)	Koblenz	31 Aug 83	48.02	Kerron CLEMENT (USA)	London (Olympic Stadium)	9 Jul
47.03	Bryan BRONSON (USA)	New Orleans, LA	21 Jun 98	48.13	Quincy DOWNING (USA)	Kingston (NS), JAM	10 Jun
47.10	Samuel MATETE (ZAM)	Zürich (Letzigrund)	7 Aug 91	48.18	Eric FUTCH (USA)	Sacramento (Hornet Stadium), CA	25 Jun
47.19	Andre PHILLIPS (USA)	Seoul (Olympic Stadium)	25 Sep 88	48.24	Yasmani COPELLO (TUR)	London (Olympic Stadium)	9 Jul
47.23	Amadou DIA BA (SEN)	Seoul (Olympic Stadium)	25 Sep 88	48.25	Karsten WARHOLM (NOR)	Oslo (Bislett)	15 Jun
47.24	Kerron CLEMENT (USA)	Carson, CA	26 Jun 05	48.26	Michael STIGLER (USA)	Sacramento (Hornet Stadium), CA	25 Jun
47.25	Felix SÁNCHEZ (DOM)	Paris Saint-Denis (Stade de France)	29 Aug 03	48.31	Abderrahaman SAMBA (QAT)	Sasolburg	28 Mar
47.25	Anqelo TAYLOR (USA)	Beijing (National Stadium)	18 Aug 08	48.33	Rai BENJAMIN (ANT)	Eugene (Hayward Field), OR	9 Jun
47.30	Bershawn JACKSON (USA)	Helsinki (Olympic Stadium)	9 Aug 05	48.40	Mamadou Kasse HANN (FRA)	Genève	10 Jun

SUMMARY



400 Metres Hurdles Men - Round 1

First 4 in each heat (Q) and the next 4 fastest (q) advance to the Semi-Finals

RECORDS	RESULT	NAME	COUNTRY	AGE	VENUE	DATE
World Record WR	46.78	Kevin YOUNG	USA	26	Barcelona (Estadio Olímpico)	6 Aug 1992
Championships Record CR	47.18	Kevin YOUNG	USA	27	Stuttgart (Gottlieb-Daimler Stadion)	19 Aug 1993
World Leading WL	47.80	Kyron MCMMASTER	IVB	20	Kingston (NS), JAM	20 May 2017
Area Record AR		National Record NR		Personal Best PB		Season Best SB

6 August 2017

RANK	PLACE	HEAT	LANE	BIB	NAME	COUNTRY	DATE of BIRTH	RESULT	
1	1	3	8		Yasmani COPELLO	TUR	15 Apr 87	49.13	Q
2	1	4	9		Juander SANTOS	DOM	7 May 95	49.19	Q
3	1	5	2		Mamadou Kasse HANN	FRA	10 Oct 86	49.34	Q
4	1	2	4		TJ HOLMES	USA	2 Jul 95	49.35	Q
5	2	3	9		Abderrahaman SAMBA	QAT	5 Sep 95	49.39	Q
6	2	5	7		Marcio TELES	BRA	27 Jan 94	49.41	Q
7	3	5	4		Patryk DOBEK	POL	13 Feb 94	49.42	Q
8	1	1	5		Kerron CLEMENT	USA	31 Oct 85	49.46	Q
9	3	3	4		Ludvy VAILLANT	FRA	15 Mar 95	49.49 (.487)	Q
10	2	4	4		Karsten WARHOLM	NOR	28 Feb 96	49.50	Q
11	4	5	5		Aron Kipchumba KOECH	KEN	27 Jan 90	49.55 (.547)	Q
12	5	5	3		Jack GREEN	GBR	6 Oct 91	49.55 (.549)	q
13	6	5	8		Eric FUTCH	USA	25 Apr 93	49.57	q
14	2	1	3		Takatoshi ABE	JPN	12 Nov 91	49.65	Q
15	3	4	3		Guillermo RUGGERI	ARG	26 Mar 92	49.69	Q NR
16	2	2	9		Jaheel HYDE	JAM	2 Feb 97	49.72	Q
17	3	2	5		Abdelmalik LAHOULOU	ALG	7 May 92	49.78	Q
18	4	2	6		Thomas BARR	IRL	24 Jul 92	49.79 (.782)	Q
19	4	3	2		José Reynaldo BENCOSME DE LEON	ITA	16 May 92	49.79 (.789)	Q
20	3	1	6		Jaak-Heinrich JAGOR	EST	11 May 90	49.81	Q
21	4	4	7		Ricardo CUNNINGHAM	JAM	10 Apr 82	49.91	Q
22	4	1	8		Kemar MOWATT	JAM	12 Mar 95	50.00 (.991)	Q
23	5	4	5		Victor COROLLER	FRA	29 Jan 97	50.00 (.998)	q
24	5	3	7		Kariem HUSSEIN	SUI	4 Jan 89	50.12	q
25	5	1	4		Hederson ESTEFANI	BRA	11 Sep 91	50.22	
26	6	3	5		Jordin ANDRADE	CPV	5 May 92	50.32	
27	6	1	2		Javier CULSON	PUR	25 Jul 84	50.33	
28	5	2	3		Yusuke ISHIDA	JPN	25 May 95	50.35	
29	6	2	2		Lorenzo VERGANI	ITA	4 Sep 93	50.37	
30	7	5	9		Sergio FERNÁNDEZ	ESP	1 Apr 93	50.38	
31	6	4	6		Ryo KAJIKI	JPN	8 Dec 95	51.36	
32	7	3	6		Creve Armando MACHAVA	MOZ	8 Feb 96	51.71	
33	7	1	7		José Luis GASPAR	CUB	25 Aug 95	51.82	
34	8	5	6		Mehboob ALI	PAK	10 Apr 90	52.24	
35	7	2	7		Ephraim LERKIN	PNG	27 Nov 97	52.36	
36	8	1	9		Pablo Andrés IBÁÑEZ	ESA	28 Oct 98	52.72	
		4	8		Eric CRAY	PHI	6 Nov 88	DQ	162.7
		4	2		Michael STIGLER	USA	4 May 92	DQ	168.7[a]
		2	8		Kyron MCMMASTER	IVB	3 Jan 97	DQ	163.3[a]

SUMMARY
400 Metres Hurdles Men - Round 1

6 August 2017

RANK	PLACE	HEAT	LANE	BIB	NAME	COUNTRY	DATE of BIRTH	RESULT
	3		3		Rasmus MÄGI	EST	4 May 92	DNS

NOTE IAAF Rule 163.3(a) - Lane infringement
IAAF Rule 162.7 - False Start
IAAF Rule 168.7(a) - Trailing leg

ALL-TIME OUTDOOR TOP LIST				SEASON OUTDOOR TOP LIST			
RESULT	NAME	VENUE	DATE	RESULT	NAME	VENUE	2017
46.78	Kevin YOUNG (USA)	Barcelona (Estadio Olímpico)	6 Aug 92	47.80	Kyron MCMASTER (IVB)	Kingston (NS), JAM	20 May
47.02	Edwin MOSES (USA)	Koblenz	31 Aug 83	48.02	Kerron CLEMENT (USA)	London (Olympic Stadium)	9 Jul
47.03	Bryan BRONSON (USA)	New Orleans, LA	21 Jun 98	48.13	Quincy DOWNING (USA)	Kingston (NS), JAM	10 Jun
47.10	Samuel MATETE (ZAM)	Zürich (Letzigrund)	7 Aug 91	48.18	Eric FUTCH (USA)	Sacramento (Hornet Stadium), CA	25 Jun
47.19	Andre PHILLIPS (USA)	Seoul (Olympic Stadium)	25 Sep 88	48.24	Yasmani COPELLO (TUR)	London (Olympic Stadium)	9 Jul
47.23	Amadou DIA BA (SEN)	Seoul (Olympic Stadium)	25 Sep 88	48.25	Karsten WARHOLM (NOR)	Oslo (Bislett)	15 Jun
47.24	Kerron CLEMENT (USA)	Carson, CA	26 Jun 05	48.26	Michael STIGLER (USA)	Sacramento (Hornet Stadium), CA	25 Jun
47.25	Felix SÁNCHEZ (DOM)	Paris Saint-Denis (Stade de France)	29 Aug 03	48.31	Abderrahaman SAMBA (QAT)	Sasolburg	28 Mar
47.25	Angelo TAYLOR (USA)	Beijing (National Stadium)	18 Aug 08	48.33	Rai BENJAMIN (ANT)	Eugene (Hayward Field), OR	9 Jun
47.30	Bershawn JACKSON (USA)	Helsinki (Olympic Stadium)	9 Aug 05	48.40	Mamadou Kasse HANN (FRA)	Genève	10 Jun

RESULTS



400 Metres Hurdles Men - Round 1

First 4 in each heat (Q) and the next 4 fastest (q) advance to the Semi-Finals

RECORDS	RESULT	NAME	COUNTRY	AGE	VENUE	DATE
World Record WR	46.78	Kevin YOUNG	USA	26	Barcelona (Estadio Olímpico)	6 Aug 1992
Championships Record CR	47.18	Kevin YOUNG	USA	27	Stuttgart (Gottlieb-Daimler Stadion)	19 Aug 1993
World Leading WL	47.80	Kyron MCMASTER	IVB	20	Kingston (NS), JAM	20 May 2017
Area Record AR		National Record NR		Personal Best PB		Season Best SB

Heat 1 **5**

6 August 2017 11:05 START TIME 18° C TEMPERATURE 60 % HUMIDITY

PLACE	NAME	COUNTRY	DATE of BIRTH	LANE	RESULT	REACTION	Fn
1	Kerron CLEMENT	USA	31 Oct 85	5	49.46	Q 0.154	
2	Takatoshi ABE	JPN	12 Nov 91	3	49.65	Q 0.316	
3	Jaak-Heinrich JAGOR	EST	11 May 90	6	49.81	Q 0.160	
4	Kemar MOWATT	JAM	12 Mar 95	8	50.00 (.991)	Q 0.170	
5	Hederson ESTEFANI	BRA	11 Sep 91	4	50.22	0.174	
6	Javier CULSON	PUR	25 Jul 84	2	50.33	0.197	
7	José Luis GASPAR	CUB	25 Aug 95	7	51.82	0.190	
8	Pablo Andrés IBÁÑEZ	ESA	28 Oct 98	9	52.72	0.208	

Heat 2 **5**

6 August 2017 11:13 START TIME 18° C TEMPERATURE 60 % HUMIDITY

PLACE	NAME	COUNTRY	DATE of BIRTH	LANE	RESULT	REACTION	Fn
1	TJ HOLMES	USA	2 Jul 95	4	49.35	Q 0.202	
2	Jaheel HYDE	JAM	2 Feb 97	9	49.72	Q 0.165	
3	Abdelmalik LAHOULOU	ALG	7 May 92	5	49.78	Q 0.244	
4	Thomas BARR	IRL	24 Jul 92	6	49.79 (.782)	Q 0.178	
5	Yusuke ISHIDA	JPN	25 May 95	3	50.35	0.192	
6	Lorenzo VERGANI	ITA	4 Sep 93	2	50.37	0.167	
7	Ephraim LERKIN	PNG	27 Nov 97	7	52.36	0.248	
	Kyron MCMASTER	IVB	3 Jan 97	8	DQ 163.3[a]	0.187	

NOTE IAAF Rule 163.3[a] - Lane infringement

Heat 3 **5**

6 August 2017 11:22 START TIME 18° C TEMPERATURE 60 % HUMIDITY

PLACE	NAME	COUNTRY	DATE of BIRTH	LANE	RESULT	REACTION	Fn
1	Yasmani COPELLO	TUR	15 Apr 87	8	49.13	Q 0.217	
2	Abderrahaman SAMBA	QAT	5 Sep 95	9	49.39	Q 0.253	
3	Ludvy VAILLANT	FRA	15 Mar 95	4	49.49 (.487)	Q 0.174	
4	José Reynaldo BENCOSME DE LEON	ITA	16 May 92	2	49.79 (.789)	Q 0.164	
5	Kariem HUSSEIN	SUI	4 Jan 89	7	50.12	q 0.215	
6	Jordin ANDRADE	CPV	5 May 92	5	50.32	0.179	
7	Creve Armando MACHAVA	MOZ	8 Feb 96	6	51.71	0.179	
	Rasmus MÄGI	EST	4 May 92	3	DNS		

RESULTS
400 Metres Hurdles Men - Round 1

Heat 4 **5** **6 August 2017** 11:31 START TIME **18° C** **60 %**
TEMPERATURE HUMIDITY

PLACE	NAME	COUNTRY	DATE OF BIRTH	LANE	RESULT	REACTION	Fn
1	Juander SANTOS	DOM	7 May 95	9	49.19	Q	0.188
2	Karsten WARHOLM	NOR	28 Feb 96	4	49.50	Q	0.169
3	Guillermo RUGGERI	ARG	26 Mar 92	3	49.69	Q NR	0.247
4	Ricardo CUNNINGHAM	JAM	10 Apr 82	7	49.91	Q	0.192
5	Victor COROLLER	FRA	29 Jan 97	5	50.00 (.998)	q	0.176
6	Ryo KAJIKI	JPN	8 Dec 95	6	51.36		0.177
	Eric CRAY	PHI	6 Nov 88	8	DQ 162.7		-0.220 F1
	Michael STIGLER	USA	4 May 92	2	DQ 168.7(a)		0.183

NOTE IAAF Rule 162.7 - False Start
IAAF Rule 168.7(a) - Trailing leg

Heat 5 **5** **6 August 2017** 11:41 START TIME **18° C** **60 %**
TEMPERATURE HUMIDITY

PLACE	NAME	COUNTRY	DATE OF BIRTH	LANE	RESULT	REACTION	Fn
1	Mamadou Kasse HANN	FRA	10 Oct 86	2	49.34	Q	0.166
2	Marcio TELES	BRA	27 Jan 94	7	49.41	Q	0.170
3	Patryk DOBEK	POL	13 Feb 94	4	49.42	Q	0.211
4	Aron Kipchumba KOECH	KEN	27 Jan 90	5	49.55 (.547)	Q	0.166
5	Jack GREEN	GBR	6 Oct 91	3	49.55 (.549)	q	0.212
6	Eric FUTCH	USA	25 Apr 93	8	49.57	q	0.154
7	Sergio FERNÁNDEZ	ESP	1 Apr 93	9	50.38		0.170
8	Mehboob ALI	PAK	10 Apr 90	6	52.24		0.294

ALL-TIME OUTDOOR TOP LIST

RESULT	NAME	VENUE	DATE
46.78	Kevin YOUNG (USA)	Barcelona (Estadio Olímpico)	6 Aug 92
47.02	Edwin MOSES (USA)	Koblenz	31 Aug 83
47.03	Bryan BRONSON (USA)	New Orleans, LA	21 Jun 98
47.10	Samuel MATETE (ZAM)	Zürich (Letzigrund)	7 Aug 91
47.19	Andre PHILLIPS (USA)	Seoul (Olympic Stadium)	25 Sep 88
47.23	Amadou DIA BA (SEN)	Seoul (Olympic Stadium)	25 Sep 88
47.24	Kerron CLEMENT (USA)	Carson, CA	26 Jun 05
47.25	Felix SÁNCHEZ (DOM)	Paris Saint-Denis (Stade de France)	29 Aug 03
47.25	Anqelo TAYLOR (USA)	Beijing (National Stadium)	18 Aug 08
47.30	Bershawn JACKSON (USA)	Helsinki (Olympic Stadium)	9 Aug 05

SEASON OUTDOOR TOP LIST

RESULT	NAME	VENUE	2017
47.80	Kyron MCMASTER (IVB)	Kingston (NS), JAM	20 May
48.02	Kerron CLEMENT (USA)	London (Olympic Stadium)	9 Jul
48.13	Quincy DOWNING (USA)	Kingston (NS), JAM	10 Jun
48.18	Eric FUTCH (USA)	Sacramento (Hornet Stadium), CA	25 Jun
48.24	Yasmani COPELLO (TUR)	London (Olympic Stadium)	9 Jul
48.25	Karsten WARHOLM (NOR)	Oslo (Bislett)	15 Jun
48.26	Michael STIGLER (USA)	Sacramento (Hornet Stadium), CA	25 Jun
48.31	Abderrahaman SAMBA (QAT)	Sasolburg	28 Mar
48.33	Rai BENJAMIN (ANT)	Eugene (Hayward Field), OR	9 Jun
48.40	Mamadou Kasse HANN (FRA)	Genève	10 Jun



RESULTS

High Jump Men - Final



RECORDS	RESULT	NAME	COUNTRY	AGE	VENUE	DATE
World Record WR	2.45	Javier SOTOMAYOR	CUB	26	Salamanca (Helmántico)	27 Jul 1993
Championships Record CR	2.41	Bohdan BONDARENKO	UKR	24	Moskva (Luzhniki)	15 Aug 2013
World Leading WL	2.38	Mutaz Essa BARSHIM	QAT	26	Oslo (Bislett)	15 Jun 2017
Area Record AR		National Record NR		Personal Best PB		Season Best SB

13 August 2017 19:00 START TIME 22° C 35 %
 TEMPERATURE HUMIDITY
 20:38 END TIME 22° C 35 %

PLACE	NAME	COUNTRY	DATE of BIRTH	ORDER	RESULT	2.20	2.25	2.29	2.32	2.35	2.40				
1	Mutaz Essa BARSHIM	QAT	24 Jun 91	3	2.35	0	0	0	0	0	XXX				
2	Danil LYSENKO	ANA	19 May 97	6	2.32	0	0	XO	0	XXX					
3	Majd Eddin GHAZAL	SYR	21 Apr 87	11	2.29	0	0	XO	XXX						
4	Edgar RIVERA	MEX	13 Feb 91	12	2.29	0	0	XXO	XXX						
5	Mateusz PRZYBYLKO	GER	9 Mar 92	1	2.29	0	XO	XXO	XXX						
6	Robert GRABARZ	GBR	3 Oct 87	9	2.25	0	0	XXX							
6	Ilya IVANYUK	ANA	9 Mar 93	5	2.25	0	0	XXX							
8	Bryan MCBRIDE	USA	10 Dec 91	4	2.25	0	XO	XXX							
9	Bohdan BONDARENKO	UKR	30 Aug 89	10	2.25	-	XXO	-	XXX						
10	Eike ONNEN	GER	3 Aug 82	7	2.20	XXO	XXX								
	Tihomir IVANOV	BUL	11 Jul 94	8	NM	Xr									
	Yu WANG	CHN	18 Aug 91	2	DNS										

ALL-TIME OUTDOOR TOP LIST

RESULT	NAME	VENUE	DATE
2.45	Javier SOTOMAYOR (CUB)	Salamanca (Helmántico)	27 Jul 93
2.43	Mutaz Essa BARSHIM (QAT)	ruxelles (Boudewijnstadion)	5 Sep 14
2.42	Patrik SJÖBERG (SWE)	Stockholm	30 Jun 87
2.42	Bohdan BONDARENKO (UKR)	New York City (Icahn), NY	14 Jun 14
2.41	Igor PAKLIN (URS)	Kobe	4 Sep 85
2.41	Ivan UKHOV (RUS)	Doha (Hamad Bin Suhaim)	9 May 14
2.40	Rudolf POVARNIYSYN (URS)	Donetsk	11 Aug 85
2.40	Sorin MATEI (ROU)	Bratislava	20 Jun 90
2.40	Charles AUSTIN (USA)	Zürich (Letzigrund)	7 Aug 91
2.40	Vyacheslav VORONIN (RUS)	London (Crystal Palace)	5 Aug 00
2.40	Derek DROUIN (CAN)	Des Moines (Drake Stadium), IA	25 Apr 14
2.40	Andriy PROTSENKO (UKR)	Lausanne (Pontaise)	3 Jul 14

SEASON OUTDOOR TOP LIST

RESULT	NAME	VENUE	2017
2.38	Mutaz Essa BARSHIM (QAT)	Oslo (Bislett)	15 Jun
2.35	Mateusz PRZYBYLKO (GER)	Bottrop	25 Jun
2.34	Danil LYSENKO (RUS)	Saransk (Stadion Start)	22 Jun
2.33	Maksim NEDASEKAU (BLR)	Grosseto (Stadio Zecchini)	22 Jul
2.32	Ivan UKHOV (RUS)	Yerino	10 Jun
2.32	Sylwester BEDNAREK (POL)	Ostrava (Městský Stadion)	28 Jun
2.32	Majd Eddin GHAZAL (SYR)	Paris (Stade Charléty)	1 Jul
2.32	Bohdan BONDARENKO (UKR)	Paris (Stade Charléty)	1 Jul
2.31	Guowei ZHANG (CHN)	Jinan	16 May
2.31	Eure YÁNEZ (VEN)	Asunción (COP)	23 Jun
2.31	Tihomir IVANOV (BUL)	London	11 Aug
2.31	Robert GRABARZ (GBR)	London	11 Aug



SUMMARY



High Jump Men - Qualification

With qualifying standard of 2.31 (Q) or at least the 12 best performers (q) advance to the Final

RECORDS	RESULT	NAME	COUNTRY	AGE	VENUE	DATE
World Record WR	2.45	Javier SOTOMAYOR	CUB	26	Salamanca (Helmántico)	27 Jul 1993
Championships Record CR	2.41	Bohdan BONDARENKO	UKR	24	Moskva (Luzhniki)	15 Aug 2013
World Leading WL	2.38	Mutaz Essa BARSHIM	QAT	26	Oslo (Bislett)	15 Jun 2017
Area Record AR		National Record NR		Personal Best PB		Season Best SB

11 August 2017

RANK	PLACE	GROUP	BIB	NAME	COUNTRY	DATE of BIRTH	RESULT
1	1	A		Mutaz Essa BARSHIM	QAT	24 Jun 91	2.31 Q
2	2	A		Bohdan BONDARENKO	UKR	30 Aug 89	2.31 Q
3	1	B		Danil LYSENKO	ANA	19 May 97	2.31 Q
4	2	B		Mateusz PRZYBYLKO	GER	9 Mar 92	2.31 Q
4	3	A		Tihomir IVANOV	BUL	11 Jul 94	2.31 Q PB
6	4	A		Robert GRABARZ	GBR	3 Oct 87	2.31 Q SB
7	3	B		Majd Eddin GHAZAL	SYR	21 Apr 87	2.29 q
7	5	A		Bryan MCBRIDE	USA	10 Dec 91	2.29 q
7	5	A		Ilya IVANYUK	ANA	9 Mar 93	2.29 q
10	7	A		Edgar RIVERA	MEX	13 Feb 91	2.29 q
10	7	A		Eike ONNEN	GER	3 Aug 82	2.29 q
12	9	A		Yu WANG	CHN	18 Aug 91	2.29 q
13	4	B		Andriy PROTSENKO	UKR	20 May 88	2.29
13	4	B		Gianmarco TAMBERI	ITA	1 Jun 92	2.29 SB
13	10	A		Talles Frederico SILVA	BRA	20 Aug 91	2.29
16	11	A		Ricky ROBERTSON	USA	19 Sep 90	2.29
17	6	B		Fernando FERREIRA	BRA	13 Dec 94	2.29
18	7	B		Michael MASON	CAN	30 Sep 86	2.26
19	8	B		Eure YÁNEZ	VEN	20 Jun 93	2.26
20	12	A		Nauraj Singh RANDHAWA	MAS	27 Jan 92	2.26
20	12	A		Sylwester BEDNAREK	POL	28 Apr 89	2.26
22	9	B		Takashi ETO	JPN	5 Feb 91	2.22
22	14	A		Donald THOMAS	BAH	1 Jul 84	2.22
24	10	B		Guowei ZHANG	CHN	4 Jun 91	2.22
25	11	B		Sanghyeok WOO	KOR	23 Apr 96	2.22
26	12	B		Jeron ROBINSON	USA	30 Apr 91	2.17
		B		Erik KYNARD	USA	3 Feb 91	NM

ALL-TIME OUTDOOR TOP LIST				SEASON OUTDOOR TOP LIST			
RESULT	NAME	VENUE	DATE	RESULT	NAME	VENUE	2017
2.45	Javier SOTOMAYOR (CUB)	Salamanca (Helmántico)	27 Jul 93	2.38	Mutaz Essa BARSHIM (QAT)	Oslo (Bislett)	15 Jun
2.43	Mutaz Essa BARSHIM (QAT)	ruxelles (Boudewijnstadion)	5 Sep 14	2.35	Mateusz PRZYBYLKO (GER)	Bottrop	25 Jun
2.42	Patrik SJÖBERG (SWE)	Stockholm	30 Jun 87	2.34	Danil LYSENKO (RUS)	Saransk (Stadion Start)	22 Jun
2.42	Bohdan BONDARENKO (UKR)	New York City (Icahn), NY	14 Jun 14	2.33	Maksim NEDASEKAU (BLR)	Grosseto (Stadio Zecchini)	22 Jul
2.41	Igor PAKLIN (URS)	Kobe	4 Sep 85	2.32	Ivan UKHOV (RUS)	Yerino	10 Jun
2.41	Ivan UKHOV (RUS)	Doha (Hamad Bin Suhaim)	9 May 14	2.32	Sylwester BEDNAREK (POL)	Ostrava (Městský Stadion)	28 Jun
2.40	Rudolf POVARNITSYN (URS)	Donetsk	11 Aug 85	2.32	Majd Eddin GHAZAL (SYR)	Paris (Stade Charléty)	1 Jul
2.40	Sorin MATEI (ROU)	Bratislava	20 Jun 90	2.32	Bohdan BONDARENKO (UKR)	Paris (Stade Charléty)	1 Jul
2.40	Charles AUSTIN (USA)	Zürich (Letzigrund)	7 Aug 91	2.31	Robert GRABARZ (GBR)	Doha (Hamad Bin Suhaim)	5 May
2.40	Vyacheslav VORONIN (RUS)	London (Crystal Palace)	5 Aug 00	2.31	Guowei ZHANG (CHN)	Jinan	16 May
2.40	Derek DROUIN (CAN)	Des Moines (Drake Stadium), IA	25 Apr 14	2.31	Eure YÁNEZ (VEN)	Asunción (COP)	23 Jun
2.40	Andriy PROTSENKO (UKR)	Lausanne (Pontaise)	3 Jul 14	2.31	Tihomir IVANOV (BUL)	London	11 Aug

RESULTS



High Jump Men - Qualification

With qualifying standard of 2.31 (Q) or at least the 12 best performers (q) advance to the Final

RECORDS	RESULT	NAME	COUNTRY	AGE	VENUE	DATE
World Record WR	2.45	Javier SOTOMAYOR	CUB	26	Salamanca (Helmántico)	27 Jul 1993
Championships Record CR	2.41	Bohdan BONDARENKO	UKR	24	Moskva (Luzhniki)	15 Aug 2013
World Leading WL	2.38	Mutaz Essa BARSHIM	QAT	26	Oslo (Bislett)	15 Jun 2017
Area Record AR		National Record NR		Personal Best PB		Season Best SB

Group A **11 August 2017** 11:15 START TIME 18° C TEMPERATURE 68 % HUMIDITY
 13:06 END TIME 20° C

PLACE	NAME	COUNTRY	DATE of BIRTH	ORDER	RESULT	2.17	2.22	2.26	2.29	2.31					
1	Mutaz Essa BARSHIM	QAT	24 Jun 91	5	2.31 Q	-	0	0	0	0					
2	Bohdan BONDARENKO	UKR	30 Aug 89	1	2.31 Q	-	0	-	XO	0					
3	Tihomir IVANOV	BUL	11 Jul 94	8	2.31 Q PB	0	0	XO	XO	XO					
4	Robert GRABARZ	GBR	3 Oct 87	12	2.31 Q SB	-	0	0	XO	XXO					
5	Ilya IVANYUK	ANA	9 Mar 93	3	2.29 q	0	0	0	0	XXX					
5	Bryan MCBRIDE	USA	10 Dec 91	2	2.29 q	0	0	0	0	XXX					
7	Eike ONNEN	GER	3 Aug 82	6	2.29 q	XO	XO	0	0	XXX					
7	Edgar RIVERA	MEX	13 Feb 91	7	2.29 q	0	0	XXO	0	XXX					
9	Yu WANG	CHN	18 Aug 91	9	2.29 q	0	XO	0	XO	XXX					
10	Talles Frederico SILVA	BRA	20 Aug 91	11	2.29	0	0	XXO	XO	XXX					
11	Ricky ROBERTSON	USA	19 Sep 90	14	2.29	0	0	XO	XXO	XXX					
12	Sylwester BEDNAREK	POL	28 Apr 89	4	2.26	0	0	XO	XXX						
12	Nauraj Singh RANDHAWA	MAS	27 Jan 92	10	2.26	0	0	XO	XXX						
14	Donald THOMAS	BAH	1 Jul 84	13	2.22	0	XO	XXX							



RESULTS
High Jump Men - Qualification

Group B

11 August 2017 11:15 START TIME 18° C TEMPERATURE 68 % HUMIDITY
12:54 END TIME 20° C 53 %

PLACE	NAME	COUNTRY	DATE of BIRTH	ORDER	RESULT	2.17	2.22	2.26	2.29	2.31						
1	Danil LYSENKO	ANA	19 May 97	9	2.31 Q	0	0	0	0	XO						
2	Mateusz PRZYBYLKO	GER	9 Mar 92	1	2.31 Q	0	0	XO	XO	XO						
3	Majd Eddin GHAZAL	SYR	21 Apr 87	10	2.29 q	0	0	0	0	XXX						
4	Andriy PROTSENKO	UKR	20 May 88	12	2.29	XO	0	XO	XO	XXX						
4	Gianmarco TAMBERI	ITA	1 Jun 92	3	2.29 SB	0	XO	XO	XO	XXX						
6	Fernando FERREIRA	BRA	13 Dec 94	13	2.29	XO	XO	XO	XXO	XXX						
7	Michael MASON	CAN	30 Sep 86	2	2.26	0	0	0	XXX							
8	Eure YÁNEZ	VEN	20 Jun 93	4	2.26	XO	XXO	0	XXX							
9	Takashi ETO	JPN	5 Feb 91	6	2.22	0	XO	XXX								
10	Guowei ZHANG	CHN	4 Jun 91	7	2.22	XO	XO	XXX								
11	Sanghyeok WOO	KOR	23 Apr 96	5	2.22	XO	XXO	XXX								
12	Jeron ROBINSON	USA	30 Apr 91	8	2.17	XO	XXX									
	Erik KYNARD	USA	3 Feb 91	11	NM	Xr										

ALL-TIME OUTDOOR TOP LIST				SEASON OUTDOOR TOP LIST			
RESULT	NAME	VENUE	DATE	RESULT	NAME	VENUE	2017
2.45	Javier SOTOMAYOR (CUB)	Salamanca (Helmántico)	27 Jul 93	2.38	Mutaz Essa BARSHIM (QAT)	Oslo (Bislett)	15 Jun
2.43	Mutaz Essa BARSHIM (QAT)	ruxelles (Boudewijnstadion)	5 Sep 14	2.35	Mateusz PRZYBYLKO (GER)	Bottrop	25 Jun
2.42	Patrik SJÖBERG (SWE)	Stockholm	30 Jun 87	2.34	Danil LYSENKO (RUS)	Saransk (Stadion Start)	22 Jun
2.42	Bohdan BONDARENKO (UKR)	New York City (Icahn), NY	14 Jun 14	2.33	Maksim NEDASEKAU (BLR)	Grosseto (Stadio Zecchini)	22 Jul
2.41	Igor PAKLIN (URS)	Kobe	4 Sep 85	2.32	Ivan UKHOV (RUS)	Yerino	10 Jun
2.41	Ivan UKHOV (RUS)	Doha (Hamad Bin Suhaim)	9 May 14	2.32	Sylwester BEDNAREK (POL)	Ostrava (Městský Stadion)	28 Jun
2.40	Rudolf POVARNITSYN (URS)	Donetsk	11 Aug 85	2.32	Majd Eddin GHAZAL (SYR)	Paris (Stade Charléty)	1 Jul
2.40	Sorin MATEI (ROU)	Bratislava	20 Jun 90	2.32	Bohdan BONDARENKO (UKR)	Paris (Stade Charléty)	1 Jul
2.40	Charles AUSTIN (USA)	Zürich (Letzigrund)	7 Aug 91	2.31	Robert GRABARZ (GBR)	Doha (Hamad Bin Suhaim)	5 May
2.40	Vyacheslav VORONIN (RUS)	London (Crystal Palace)	5 Aug 00	2.31	Guowei ZHANG (CHN)	Jinan	16 May
2.40	Derek DROUIN (CAN)	Des Moines (Drake Stadium), IA	25 Apr 14	2.31	Eure YÁNEZ (VEN)	Asunción (COP)	23 Jun
2.40	Andriy PROTSENKO (UKR)	Lausanne (Pontaise)	3 Jul 14	2.31	Tihomir IVANOV (BUL)	London	11 Aug



RESULTS

Pole Vault Men - Final



RECORDS	RESULT	NAME	COUNTRY	AGE	VENUE	DATE
World Record WR	6.16	Renaud LAVILLENIE	FRA	28	Donetsk (Sport Palace Druzhba)	15 Feb 2014
Championships Record CR	6.05	Dmitri MARKOV	AUS	26	Edmonton (Commonwealth Stadium)	9 Aug 2001
World Leading WL	6.00	Sam KENDRICKS	USA	25	Sacramento (Hornet Stadium), CA	24 Jun 2017
Area Record AR		National Record NR		Personal Best PB		Season Best SB

8 August 2017 19:42 START TIME 16° C 77 %
 TEMPERATURE HUMIDITY
 22:03 END TIME 19° C 56 %

PLACE	NAME	COUNTRY	DATE of BIRTH	ORDER	RESULT	5.50	5.65	5.75	5.82	5.89	5.95	6.01	6.06
1	Sam KENDRICKS	USA	7 Sep 92	7	5.95	0	0	0	0	0	XX0	Xr	
2	Piotr LISEK	POL	16 Aug 92	1	5.89	0	XX0	0	X-	0	XXX		
3	Renaud LAVILLENIE	FRA	18 Sep 86	11	5.89 SB	-	0	0	X-	X0	XX-	X	
4	Changrui XUE	CHN	31 May 91	3	5.82 NR	0	0	0	0	XXX			
5	Pawel WOJCIECHOWSKI	POL	6 Jun 89	10	5.75	0	0	X0	X-	XX			
6	Axel CHAPELLE	FRA	24 Apr 95	12	5.65	0	0	XXX					
7	Kurtis MARSCHALL	AUS	25 Apr 97	2	5.65	X0	0	XXX					
8	Shawnacy BARBER	CAN	27 May 94	8	5.65	X0	XX0	XXX					
9	Armand DUPLANTIS	SWE	10 Nov 99	5	5.50	0	XXX						
	Arnaud ART	BEL	28 Jan 93	4	NM	XXX							
	Raphael Marcel HOLZDEPPE	GER	28 Sep 89	6	NM	XXX							
	Jie YAO	CHN	21 Sep 90	9	NM	XXX							

ALL-TIME OUTDOOR TOP LIST				SEASON OUTDOOR TOP LIST			
RESULT	NAME	VENUE	DATE	RESULT	NAME	VENUE	2017
6.14	Serqey BUBKA (UKR)	Sestriere	31 Jul 94	6.00	Sam KENDRICKS (USA)	Sacramento (Hornet Stadium), CA	24 Jun
6.05	Maksim TARASOV (RUS)	Athína	16 Jun 99	5.93	Pawel WOJCIECHOWSKI (POL)	Lausanne (Pontaise)	6 Jul
6.05	Dmitri MARKOV (AUS)	Edmonton (Commonwealth Stadium)	9 Aug 01	5.90	Armand DUPLANTIS (SWE)	Austin (Myers Stadium), TX	1 Apr
6.05	Renaud LAVILLENIE (FRA)	Eugene (Hayward Field), OR	30 May 15	5.89	Piotr LISEK (POL)	London	8 Aug
6.04	Brad WALKER (USA)	Eugene, OR	8 Jun 08	5.89	Renaud LAVILLENIE (FRA)	London	8 Aug
6.03	Okkert BRITS (RSA)	Köln	18 Aug 95	5.85	Menno VLOON (NED)	Zweibrücken	10 Jun
6.03	Jeff HARTWIG (USA)	Jonesboro, AR	14 Jun 00	5.83	Kévin MÉNALDO (FRA)	Forbach (Schlossberg)	28 May
6.03	Thiago Braz DA SILVA (BRA)	Janeiro (Estádio Olímpico)	15 Aug 16	5.82	Changrui XUE (CHN)	London	8 Aug
6.01	Igor TRANDENKOV (RUS)	Sankt-Peterburg	4 Jul 96	5.80	Raphael Marcel HOLZDEPPE (GER)	Hof	24 Jun
6.01	Timothy MACK (USA)	Monaco (Stade Louis II)	18 Sep 04	5.80	Michal BALNER (CZE)	Hof	24 Jun
6.01	Evgeniy LUKYANENKO (RUS)	Zdzislaw Krzyszkowiak	1 Jul 08	5.80	Timur MORGUNOV (RUS)	Chelyabinsk	7 Jul
6.01	Björn OTTO (GER)	Aachen	5 Sep 12				

SUMMARY



Pole Vault Men - Qualification

With qualifying standard of 5.75 (Q) or at least the 12 best performers (q) advance to the Final

RECORDS	RESULT	NAME	COUNTRY	AGE	VENUE	DATE
World Record WR	6.16	Renaud LAVILLENIE	FRA	28	Donetsk (Sport Palace Druzhba)	15 Feb 2014
Championships Record CR	6.05	Dmitri MARKOV	AUS	26	Edmonton (Commonwealth Stadium)	9 Aug 2001
World Leading WL	6.00	Sam KENDRICKS	USA	25	Sacramento (Hornet Stadium), CA	24 Jun 2017
Area Record AR		National Record NR		Personal Best PB		Season Best SB

6 August 2017

RANK	PLACE	GROUP	BIB	NAME	COUNTRY	DATE of BIRTH	RESULT
1	1	A		Piotr LISEK	POL	16 Aug 92	5.70 q
1	1	A		Renaud LAVILLENIE	FRA	18 Sep 86	5.70 q
3	1	B		Sam KENDRICKS	USA	7 Sep 92	5.70 q
4	2	B		Shawnacy BARBER	CAN	27 May 94	5.70 q
5	3	A		Axel CHAPELLE	FRA	24 Apr 95	5.70 q
5	3	A		Raphael Marcel HOLZDEPPE	GER	28 Sep 89	5.70 q
7	3	B		Pawel WOJCIECHOWSKI	POL	6 Jun 89	5.70 q
8	5	A		Armand DUPLANTIS	SWE	10 Nov 99	5.70 q
9	4	B		Arnaud ART	BEL	28 Jan 93	5.60 q
10	6	A		Changrui XUE	CHN	31 May 91	5.60 q
11	5	B		Jie YAO	CHN	21 Sep 90	5.60 q
11	5	B		Kurtis MARSCHALL	AUS	25 Apr 97	5.60 q
13	7	B		Christopher NILSEN	USA	13 Jan 98	5.60
14	8	B		Valentin LAVILLENIE	FRA	16 Jul 91	5.60
15	7	A		Andrew IRWIN	USA	23 Jan 93	5.60
16	8	A		Adrián VALLES	ESP	16 Mar 95	5.60
17	9	A		Vladyslav MALYKHIN	UKR	15 Jan 98	5.60
18	9	B		Hiroki OGITA	JPN	30 Dec 87	5.45
18	10	A		Jan KUDLICKA	CZE	29 Apr 88	5.45
20	11	A		Germán CHIARAVIGLIO	ARG	16 Apr 87	5.45
21	12	A		Emmanouíl KARALÍS	GRE	20 Oct 99	5.45
22	10	B		Kévin MÉNALDO	FRA	12 Jul 92	5.45
22	13	A		Ilya MUDROV	ANA	17 Nov 91	5.45
22	13	A		Ivan HORVAT	CRO	17 Aug 93	5.45
25	11	B		Michal BALNER	CZE	12 Sep 82	5.45
26	15	A		Seito YAMAMOTO	JPN	11 Mar 92	5.30
		B		Diogo FERREIRA	POR	30 Jul 90	NM
		B		Igor BYCHKOV	ESP	7 Mar 87	NM
		B		Menno VLOON	NED	11 May 94	NM

SUMMARY
Pole Vault Men - Qualification

6 August 2017

RANK	PLACE	GROUP	BIB	NAME	COUNTRY	DATE of BIRTH	RESULT
------	-------	-------	-----	------	---------	---------------	--------

ALL-TIME OUTDOOR TOP LIST				SEASON OUTDOOR TOP LIST			
RESULT	NAME	VENUE	DATE	RESULT	NAME	VENUE	2017
6.14	Serqey BUBKA (UKR)	Sestriere	31 Jul 94	6.00	Sam KENDRICKS (USA)	Sacramento (Hornet Stadium), CA	24 Jun
6.05	Maksim TARASOV (RUS)	Athína	16 Jun 99	5.93	Pawel WOJCIECHOWSKI (POL)	Lausanne (Pontaise)	6 Jul
6.05	Dmitri MARKOV (AUS)	Edmonton (Commonwealth Stadium)	9 Aug 01	5.90	Armand DUPLANTIS (SWE)	Austin (Myers Stadium), TX	1 Apr
6.05	Renaud LAVILLENIE (FRA)	Eugene (Hayward Field), OR	30 May 15	5.87	Renaud LAVILLENIE (FRA)	Lausanne (Pontaise)	6 Jul
6.04	Brad WALKER (USA)	Eugene, OR	8 Jun 08	5.85	Menno VLOON (NED)	Zweibrücken	10 Jun
6.03	Okkert BRITS (RSA)	Köln	18 Aug 95	5.85	Piotr LISEK (POL)	Białystok	23 Jul
6.03	Jeff HARTWIG (USA)	Jonesboro, AR	14 Jun 00	5.83	Kévin MÉNALDO (FRA)	Forbach (Schlossberg)	28 May
6.03	Thiago Braz DA SILVA (BRA)	Recife (Estádio Olímpico)	15 Aug 16	5.80	Raphael Marcel HOLZDEPPE (GER)	Hof	24 Jun
6.01	Igor TRANDENKOV (RUS)	Sankt-Peterburg	4 Jul 96	5.80	Michal BALNER (CZE)	Hof	24 Jun
6.01	Timothy MACK (USA)	Monaco (Stade Louis II)	18 Sep 04	5.80	Timur MORGUNOV (RUS)	Chelyabinsk	7 Jul
6.01	Evgeniy LUKYANENKO (RUS)	Yekaterinburg (Zdzisław Krzyszkowiak)	1 Jul 08				
6.01	Björn OTTO (GER)	Aachen	5 Sep 12				

RESULTS



Pole Vault Men - Qualification

With qualifying standard of 5.75 (Q) or at least the 12 best performers (q) advance to the Final

RECORDS	RESULT	NAME	COUNTRY	AGE	VENUE	DATE
World Record WR	6.16	Renaud LAVILLENIE	FRA	28	Donetsk (Sport Palace Druzhba)	15 Feb 2014
Championships Record CR	6.05	Dmitri MARKOV	AUS	26	Edmonton (Commonwealth Stadium)	9 Aug 2001
World Leading WL	6.00	Sam KENDRICKS	USA	25	Sacramento (Hornet Stadium), CA	24 Jun 2017
Area Record AR		National Record NR		Personal Best PB		Season Best SB

Group A

6 August 2017 10:40 START TIME 17° C TEMPERATURE 68 % HUMIDITY
12:56 END TIME 19° C

PLACE	NAME	COUNTRY	DATE of BIRTH	ORDER	RESULT	5.30	5.45	5.60	5.70	5.75				
1	Renaud LAVILLENIE	FRA	18 Sep 86	8	5.70 q	-	-	0	0					
1	Piotr LISEK	POL	16 Aug 92	6	5.70 q	0	0	0	0					
3	Axel CHAPELLE	FRA	24 Apr 95	2	5.70 q	XO	0	0	XXO					
3	Raphael Marcel HOLZDEPPE	GER	28 Sep 89	12	5.70 q	-	0	XO	XXO					
5	Armand DUPLANTIS	SWE	10 Nov 99	4	5.70 q	XXO	XO	XO	XXO					
6	Changrui XUE	CHN	31 May 91	14	5.60 q	-	XO	0	XXX					
7	Andrew IRWIN	USA	23 Jan 93	1	5.60	XXO	0	XO	XXX					
8	Adrián VALLES	ESP	16 Mar 95	3	5.60	XXO	XO	XO	XXX					
9	Vladyslav MALYKHIN	UKR	15 Jan 98	5	5.60	XXO	0	XXO	XXX					
10	Jan KUDLICKA	CZE	29 Apr 88	15	5.45	-	0	XXX						
11	Germán CHIARAVIGLIO	ARG	16 Apr 87	7	5.45	XO	0	XXX						
12	Emmanouíl KARALÍS	GRE	20 Oct 99	10	5.45	XXO	0	XXX						
13	Ivan HORVAT	CRO	17 Aug 93	11	5.45	0	XO	XXX						
13	Ilya MUDROV	ANA	17 Nov 91	9	5.45	0	XO	XXX						
15	Seito YAMAMOTO	JPN	11 Mar 92	13	5.30	0	XXX							



RESULTS
Pole Vault Men - Qualification

Group B

6 August 2017 10:40 START TIME 17° C TEMPERATURE 68 % HUMIDITY
12:57 END TIME 19° C

PLACE	NAME	COUNTRY	DATE of BIRTH	ORDER	RESULT	5.30	5.45	5.60	5.70	5.75					
1	Sam KENDRICKS	USA	7 Sep 92	5	5.70 q	0	0	XX0	0						
2	Shawnacy BARBER	CAN	27 May 94	4	5.70 q	0	0	0	XX0						
3	Pawel WOJCIECHOWSKI	POL	6 Jun 89	13	5.70 q	-	0	XX0	XX0						
4	Arnaud ART	BEL	28 Jan 93	12	5.60 q	0	0	0	XXX						
5	Kurtis MARSCHALL	AUS	25 Apr 97	1	5.60 q	0	XX0	0	XXX						
5	Jie YAO	CHN	21 Sep 90	9	5.60 q	0	XX0	0	XXX						
7	Christopher NILSEN	USA	13 Jan 98	3	5.60	0	0	X0	XXX						
8	Valentin LAVILLENIE	FRA	16 Jul 91	10	5.60	-	X0	X0	XXX						
9	Hiroki OGITA	JPN	30 Dec 87	7	5.45	0	0	XXX							
10	Kévin MÉNALDO	FRA	12 Jul 92	6	5.45	-	X0	XXX							
11	Michal BALNER	CZE	12 Sep 82	8	5.45	X0	XX0	XXX							
	Menno VLOON	NED	11 May 94	14	NM	-	X-	-	r						
	Igor BYCHKOV	ESP	7 Mar 87	2	NM	XXX									
	Diogo FERREIRA	POR	30 Jul 90	11	NM	XXX									

ALL-TIME OUTDOOR TOP LIST				SEASON OUTDOOR TOP LIST			
RESULT	NAME	VENUE	DATE	RESULT	NAME	VENUE	2017
6.14	Serqey BUBKA (UKR)	Sestriere	31 Jul 94	6.00	Sam KENDRICKS (USA)	Sacramento (Hornet Stadium), CA	24 Jun
6.05	Maksim TARASOV (RUS)	Athína	16 Jun 99	5.93	Pawel WOJCIECHOWSKI (POL)	Lausanne (Pontaise)	6 Jul
6.05	Dmitri MARKOV (AUS)	Edmonton (Commonwealth Stadium)	9 Aug 01	5.90	Armand DUPLANTIS (SWE)	Austin (Myers Stadium), TX	1 Apr
6.05	Renaud LAVILLENIE (FRA)	Eugene (Hayward Field), OR	30 May 15	5.87	Renaud LAVILLENIE (FRA)	Lausanne (Pontaise)	6 Jul
6.04	Brad WALKER (USA)	Eugene, OR	8 Jun 08	5.85	Menno VLOON (NED)	Zweibrücken	10 Jun
6.03	Okkert BRITS (RSA)	Köln	18 Aug 95	5.85	Piotr LISEK (POL)	Bialystok	23 Jul
6.03	Jeff HARTWIG (USA)	Jonesboro, AR	14 Jun 00	5.83	Kévin MÉNALDO (FRA)	Forbach (Schlossberg)	28 May
6.03	Thiago Braz DA SILVA (BRA)	Janeiro (Estádio Olímpico)	15 Aug 16	5.80	Raphael Marcel HOLZDEPPE (GER)	Hof	24 Jun
6.01	Igor TRANDENKOV (RUS)	Sankt-Peterburg	4 Jul 96	5.80	Michal BALNER (CZE)	Hof	24 Jun
6.01	Timothy MACK (USA)	Monaco (Stade Louis III)	18 Sep 04	5.80	Timur MORGUNOV (RUS)	Chelyabinsk	7 Jul
6.01	Evgeniy LUKYANENKO (RUS)	Zdzislaw Krzyszkowiak	1 Jul 08				
6.01	Björn OTTO (GER)	Aachen	5 Sep 12				

RESULTS

Long Jump Men - Final



RECORDS	RESULT	NAME	COUNTRY	AGE	VENUE	DATE
World Record WR	8.95	Mike POWELL	USA	28	Tokyo (Olympic Stadium)	30 Aug 1991
Championships Record CR	8.95	Mike POWELL	USA	28	Tokyo (Olympic Stadium)	30 Aug 1991
World Leading WL	8.65	Luvo MANYONGA	RSA	26	Potchefstroom (Puk McCarthur)	22 Apr 2017
Area Record AR		National Record NR			Personal Best PB	Season Best SB

5 August 2017 20:05 START TIME 19° C 52 %
 TEMPERATURE HUMIDITY
 21:32 END TIME 19° C 49 %

PLACE	NAME	COUNTRY	DATE of BIRTH	ORDER	RESULT	1	2	3	ORDER	4	5	6
1	Luvo MANYONGA	RSA	8 Jan 91	2	8.48 +0.4	X -0.3	8.48 +0.4	8.32 +1.1	8	8.29 +0.6	8.17 +0.4	X -0.1
2	Jarrion LAWSON	USA	6 May 94	4	8.44 +0.6 SB	8.37 -0.4	8.43 +0.2	8.40 +1.2	7	8.11 +1.0	8.31 +0.5	8.44 +0.6
3	Ruswahl SAMAAI	RSA	25 Sep 91	5	8.32 -0.1	8.25 -0.7	X +0.4	8.15 +0.6	5	X +0.3	8.27 +0.1	8.32 -0.1
4	Aleksandr MENKOV	ANA	7 Dec 90	9	8.27 0.0	8.27 0.0	X +0.4	X +0.7	6	X +0.5	X +0.6	X -0.3
5	Maykel MASSÓ	CUB	8 May 99	3	8.26 +0.8	X +0.7	8.11 +0.6	8.22 +1.0	3	X +0.5	8.26 +0.8	7.98 -0.3
6	Yuhao SHI	CHN	26 Sep 98	12	8.23 -0.3	7.93 +0.4	8.17 +0.8	X	1	7.74 +0.3	X +0.7	8.23 -0.3
7	Jianan WANG	CHN	27 Aug 96	7	8.23 +0.6	8.14 -0.1	8.23 +0.6	7.95 -0.1	4	8.00 +0.3	7.85 +0.8	7.89 +0.1
8	Michel TORNÉUS	SWE	26 May 86	10	8.18 +0.4	8.18 +0.4	X	X +1.0	2	X +1.0	7.92 +0.8	8.05 +0.3
9	Emiliano LASA	URU	25 Jan 90	11	8.11 +0.7	8.06 +0.1	X +0.8	8.11 +0.7				
10	Radek JUŠKA	CZE	8 Mar 93	6	8.02 +0.7	7.81 -0.5	8.02 +0.7	5.34 +0.5				
11	Fabrice LAPIERRE	AUS	17 Oct 83	1	7.93 +0.6	7.89 +0.7	7.93 +0.6	7.91 +0.8				
12	Damar FORBES	JAM	11 Sep 90	8	7.91 +0.6	7.61 +0.6	7.91 +0.6	7.85 +0.4				

ALL-TIME OUTDOOR TOP LIST				SEASON OUTDOOR TOP LIST			
RESULT	NAME	VENUE	DATE	RESULT	NAME	VENUE	2017
8.95	Mike POWELL (USA)	Tokyo (Olympic Stadium)	30 Aug 91	8.65	Luvo MANYONGA (RSA)	Potchefstroom (Puk McCarthur)	22 Apr
8.90	Bob BEAMON (USA)	Ciudad de México (Estadio Olímpico)	18 Oct 68	8.49	Ruswahl SAMAAI (RSA)	Potchefstroom (Puk McCarthur)	22 Apr
8.87	Carl LEWIS (USA)	Tokyo (Olympic Stadium)	30 Aug 91	8.44	Jarrion LAWSON (USA)	London	5 Aug
8.86	Robert EMMIYAN (URS)	Tsakhkadzor	22 May 87	8.34	Tyrone SMITH (BER)	Houston (UH), TX	5 May
8.74	Larry MYRICKS (USA)	Indianapolis (University Stadium), IN	18 Jul 88	8.33	Maykel MASSÓ (CUB)	Madrid (Moratalaz)	14 Jul
8.74	Erick WALDER (USA)	El Paso, TX	2 Apr 94	8.32	Aleksandr MENKOV (RUS)	Zhukovskiy (Meteor)	1 Jul
8.74	Dwight PHILLIPS (USA)	Eugene, OR	7 Jun 09	8.31	Yuhao SHI (CHN)	Beijing	25 Jun
8.73	Irving SALADINO (PAN)	Hengelo (Blankers-Koen Stadion)	24 May 08	8.31	Eusebio CÁCERES (ESP)	Monachil	7 Jul
8.71	Iván PEDROSO (CUB)	Salamanca (Helmántico)	18 Jul 95	8.30	Miltiádis TENTÓGLOU (GRE)	Pátra (Pampeloponniakió)	18 Jun
8.66	Louis TSÁTOUMAS (GRE)	Kalamáta	2 Jun 07	8.30	Michel TORNÉUS (SWE)	Monachil	7 Jul

SUMMARY



Long Jump Men - Qualification

With qualifying standard of 8.05 (Q) or at least the 12 best performers (q) advance to the Final

RECORDS	RESULT	NAME	COUNTRY	AGE	VENUE	DATE
World Record WR	8.95	Mike POWELL	USA	28	Tokyo (Olympic Stadium)	30 Aug 1991
Championships Record CR	8.95	Mike POWELL	USA	28	Tokyo (Olympic Stadium)	30 Aug 1991
World Leading WL	8.65	Luvo MANYONGA	RSA	26	Potchefstroom (Puk McCarthur)	22 Apr 2017
Area Record AR		National Record NR		Personal Best PB		Season Best SB

4 August 2017

RANK	PLACE	GROUP	BIB	NAME	COUNTRY	DATE of BIRTH	RESULT	WIND
1	1	A		Radek JUŠKA	CZE	8 Mar 93	8.24	Q +0.5
2	2	A		Maykel MASSÓ	CUB	8 May 99	8.15	Q +0.4
3	1	B		Ruswahl SAMAAI	RSA	25 Sep 91	8.14	Q -0.2
4	3	A		Luvo MANYONGA	RSA	8 Jan 91	8.12	Q +0.5
5	2	B		Aleksandr MENKOV	ANA	7 Dec 90	8.07	Q 0.0
5	4	A		Michel TORNÉUS	SWE	26 May 86	8.07	Q +0.3
7	5	A		Yuhao SHI	CHN	26 Sep 98	8.06	Q 0.0
8	6	A		Jarrion LAWSON	USA	6 May 94	8.05	Q -0.1
9	7	A		Emiliano LASA	URU	25 Jan 90	7.96	q -0.3
10	8	A		Damar FORBES	JAM	11 Sep 90	7.93	q -0.2
11	3	B		Jianan WANG	CHN	27 Aug 96	7.92	q -0.4
12	9	A		Fabrice LAPIERRE	AUS	17 Oct 83	7.91	q +0.6
13	4	B		Tyrone SMITH	BER	7 Aug 84	7.88	-0.3
14	5	B		Henry FRAYNE	AUS	14 Apr 90	7.88	-0.1
15	6	B		Juan Miguel ECHEVARRÍA	CUB	11 Aug 98	7.86	-0.5
16	10	A		Deokhyeon KIM	KOR	8 Dec 85	7.85	+0.1
17	7	B		Jeff HENDERSON	USA	19 Feb 89	7.84	-1.0
18	8	B		Kevin OJIAKU	ITA	20 Apr 89	7.82	-0.1
19	9	B		Miltiádis TENTÓGLOU	GRE	18 Mar 98	7.79	+0.6
20	11	A		Marquis DENDY	USA	17 Nov 92	7.78	+0.6
21	10	B		Ramone BAILEY	JAM	31 Oct 91	7.76	-0.5
22	12	A		Julian HOWARD	GER	3 Apr 89	7.72	+0.4
23	11	B		Lazar ANIC	SRB	14 Dec 91	7.71	-0.7
24	13	A		Changzhou HUANG	CHN	20 Aug 94	7.70	+0.4
25	14	A		Zarck VISSER	RSA	15 Sep 89	7.66	+0.5
26	12	B		Tomasz JASZCZUK	POL	9 Mar 92	7.64	-0.2
27	13	B		Paulo Sérgio OLIVEIRA	BRA	1 Jun 93	7.53	+0.3
28	15	A		Yahya BERRABAH	MAR	13 Oct 81	7.49	+0.2
29	16	A		Arttu PAJULAHTI	FIN	25 Sep 91	7.49	+0.2
30	14	B		Serhiy NYKYFOROV	UKR	6 Feb 94	7.47	-1.1
31	15	B		Quincy BREELL	ARU	19 Apr 92	6.90	0.0
		B		Eusebio CÁCERES	ESP	10 Sep 91	NM	

SUMMARY
Long Jump Men - Qualification

4 August 2017

RANK	PLACE	GROUP	BIB	NAME	COUNTRY	DATE of BIRTH	RESULT	WIND
------	-------	-------	-----	------	---------	---------------	--------	------

ALL-TIME OUTDOOR TOP LIST				SEASON OUTDOOR TOP LIST			
RESULT	NAME	VENUE	DATE	RESULT	NAME	VENUE	2017
8.95	Mike POWELL (USA)	Tokyo (Olympic Stadium)	30 Aug 91	8.65	Luvo MANYONGA (RSA)	Potchefstroom (Puk McCarthur)	22 Apr
8.90	Bob BEAMON (USA)	Ciudad de México (Estadio Olímpico)	18 Oct 68	8.49	Ruswahl SAMAAI (RSA)	Potchefstroom (Puk McCarthur)	22 Apr
8.87	Carl LEWIS (USA)	Tokyo (Olympic Stadium)	30 Aug 91	8.34	Tyrone SMITH (BER)	Houston (UH), TX	5 May
8.86	Robert EMMIYAN (URS)	Tsakhkadzor	22 May 87	8.33	Maykel MASSÓ (CUB)	Madrid (Moratalaz)	14 Jul
8.74	Larry MYRICKS (USA)	Indianapolis (University Stadium), IN	18 Jul 88	8.33	Jarrion LAWSON (USA)	Rabat (Prince Moulay Abdellah)	16 Jul
8.74	Erick WALDER (USA)	El Paso, TX	2 Apr 94	8.32	Aleksandr MENKOV (RUS)	Zhukovskiy (Meteor)	1 Jul
8.74	Dwight PHILLIPS (USA)	Eugene, OR	7 Jun 09	8.31	Yuhao SHI (CHN)	Beijing	25 Jun
8.73	Irving SALADINO (PAN)	Hengelo (Blankers-Koen Stadion)	24 May 08	8.31	Eusebio CÁCERES (ESP)	Monachil	7 Jul
8.71	Iván PEDROSO (CUB)	Salamanca (Helmántico)	18 Jul 95	8.30	Miltiádis TENTÓGLOU (GRE)	Pátra (Pampeloponnisiakó)	18 Jun
8.66	Louís TSÁTOUMAS (GRE)	Kalamáta	2 Jun 07	8.30	Michel TORNÉUS (SWE)	Monachil	7 Jul



RESULTS



Long Jump Men - Qualification

With qualifying standard of 8.05 (Q) or at least the 12 best performers (q) advance to the Final

RECORDS	RESULT	NAME	COUNTRY	AGE	VENUE	DATE
World Record WR	8.95	Mike POWELL	USA	28	Tokyo (Olympic Stadium)	30 Aug 1991
Championships Record CR	8.95	Mike POWELL	USA	28	Tokyo (Olympic Stadium)	30 Aug 1991
World Leading WL	8.65	Luvo MANYONGA	RSA	26	Potchefstroom (Puk McCarthur)	22 Apr 2017
Area Record AR		National Record NR		Personal Best PB		Season Best SB

Group A

4 August 2017 19:30 START TIME 21° C TEMPERATURE 60% HUMIDITY
20:28 END TIME 20° C 64%

PLACE	NAME	COUNTRY	DATE OF BIRTH	ORDER	RESULT	1	2	3
1	Radek JUŠKA	CZE	8 Mar 93	10	8.24 Q +0.5	8.01 +0.4	8.24 +0.5	
2	Maykel MASSÓ	CUB	8 May 99	14	8.15 Q +0.4	8.15 +0.4		
3	Luvo MANYONGA	RSA	8 Jan 91	3	8.12 Q +0.5	8.12 +0.5		
4	Michel TORNÉUS	SWE	26 May 86	9	8.07 Q +0.3	8.07 +0.3		
5	Yuhao SHI	CHN	26 Sep 98	11	8.06 Q 0.0	X +0.3	X -0.1	8.06 0.0
6	Jarrion LAWSON	USA	6 May 94	5	8.05 Q -0.1	8.02 -0.4	X +0.6	8.05 -0.1
7	Emiliano LASA	URU	25 Jan 90	16	7.96 q -0.3	7.96 -0.3	7.79 +0.4	X +0.1
8	Damar FORBES	JAM	11 Sep 90	12	7.93 q -0.2	7.82 -0.3	7.86 +0.1	7.93 -0.2
9	Fabrice LAPIERRE	AUS	17 Oct 83	6	7.91 q +0.6	7.67 -0.3	7.91 +0.6	7.84 -0.1
10	Deokhyeon KIM	KOR	8 Dec 85	15	7.85 +0.1	7.73 +0.5	7.85 +0.1	7.77 -0.1
11	Marquis DENDY	USA	17 Nov 92	8	7.78 +0.6	7.71 +0.2	7.78 +0.6	7.55 -0.7
12	Julian HOWARD	GER	3 Apr 89	7	7.72 +0.4	7.72 +0.4	X +0.1	X -0.6
13	Changzhou HUANG	CHN	20 Aug 94	1	7.70 +0.4	7.60 0.0	7.51 +0.1	7.70 +0.4
14	Zarck VISSER	RSA	15 Sep 89	4	7.66 +0.5	7.37 0.0	7.60 +0.5	7.66 +0.5
15	Yahya BERRABAH	MAR	13 Oct 81	2	7.49 +0.2	7.49 +0.2	7.33 0.0	7.33 +0.4
16	Arttu PAJULAHTI	FIN	25 Sep 91	13	7.49 +0.2	7.49 +0.2	X +0.3	X -0.2



RESULTS
Long Jump Men - Qualification

Group B

4 August 2017 19:30 START TIME 21° C TEMPERATURE 60% HUMIDITY
20:32 END TIME 20° C 64%

PLACE	NAME	COUNTRY	DATE of BIRTH	ORDER	RESULT	1	2	3
1	Ruswahl SAMAAI	RSA	25 Sep 91	4	8.14 Q -0.2	7.95 -1.1	8.04 -0.2	8.14 -0.2
2	Aleksandr MENKOV	ANA	7 Dec 90	15	8.07 Q 0.0	8.07		
3	Jianan WANG	CHN	27 Aug 96	2	7.92 q -0.4	7.83 -0.6	7.89 -0.3	7.92 -0.4
4	Tyrone SMITH	BER	7 Aug 84	8	7.88 -0.3	7.74 +0.3	7.88 -0.3	7.84 -0.3
5	Henry FRAYNE	AUS	14 Apr 90	14	7.88 -0.1	7.68 +0.4	7.88 -0.1	6.61 -1.1
6	Juan Miguel ECHEVARRÍA	CUB	11 Aug 98	13	7.86 -0.5	7.86 -0.5	7.72 -0.2	7.02 -1.1
7	Jeff HENDERSON	USA	19 Feb 89	16	7.84 -1.0	7.74 +0.3	X 0.0	7.84 -1.0
8	Kevin OJIAKU	ITA	20 Apr 89	6	7.82 -0.1	7.82 -0.1	7.64 -0.2	7.38 -0.6
9	Miltiádis TENTÓGLOU	GRE	18 Mar 98	11	7.79 +0.6	7.70 -0.8	7.79 +0.6	X -0.8
10	Ramone BAILEY	JAM	31 Oct 91	3	7.76 -0.5	7.76 -0.5	7.51 -0.5	7.49 +0.1
11	Lazar ANIC	SRB	14 Dec 91	1	7.71 -0.7	X	7.34 +0.2	7.71 -0.7
12	Tomasz JASZCZUK	POL	9 Mar 92	9	7.64 -0.2	7.58 0.0	7.64 -0.2	X -0.5
13	Paulo Sérgio OLIVEIRA	BRA	1 Jun 93	5	7.53 +0.3	7.53 +0.3	X -0.9	7.43 -0.1
14	Serhiy NYKYFOROV	UKR	6 Feb 94	7	7.47 -1.1	X +0.1	X -1.0	7.47 -1.1
15	Quincy BREELL	ARU	19 Apr 92	10	6.90 0.0	6.90 0.0	X +0.1	X -0.9
	Eusebio CÁCERES	ESP	10 Sep 91	12	NM	X -0.3	X +0.4	X -1.3

ALL-TIME OUTDOOR TOP LIST				SEASON OUTDOOR TOP LIST			
RESULT	NAME	VENUE	DATE	RESULT	NAME	VENUE	2017
8.95	Mike POWELL (USA)	Tokyo (Olympic Stadium)	30 Aug 91	8.65	Luvo MANYONGA (RSA)	Potchefstroom (Puk McCarthur)	22 Apr
8.90	Bob BEAMON (USA)	Ciudad de México (Estadio Olímpico)	18 Oct 68	8.49	Ruswahl SAMAAI (RSA)	Potchefstroom (Puk McCarthur)	22 Apr
8.87	Carl LEWIS (USA)	Tokyo (Olympic Stadium)	30 Aug 91	8.34	Tyrone SMITH (BER)	Houston (UH), TX	5 May
8.86	Robert EMMIYAN (URS)	Tsakhkadzor	22 May 87	8.33	Maykel MASSÓ (CUB)	Madrid (Moratalaz)	14 Jul
8.74	Larry MYRICKS (USA)	Indianapolis (University Stadium), IN	18 Jul 88	8.33	Jarrion LAWSON (USA)	Rabat (Prince Moulay Abdellah)	16 Jul
8.74	Erick WALDER (USA)	El Paso, TX	2 Apr 94	8.32	Aleksandr MENKOV (RUS)	Zhukovskiy (Meteor)	1 Jul
8.74	Dwight PHILLIPS (USA)	Eugene, OR	7 Jun 09	8.31	Yuhao SHI (CHN)	Beijing	25 Jun
8.73	Irving SALADINO (PAN)	Hengelo (Blankers-Koen Stadion)	24 May 08	8.31	Eusebio CÁCERES (ESP)	Monachil	7 Jul
8.71	Iván PEDROSO (CUB)	Salamanca (Helmántico)	18 Jul 95	8.30	Miltiádis TENTÓGLOU (GRE)	Pátra (Pampeloponnisiakó)	18 Jun
8.66	Loúis TSÁTOUMAS (GRE)	Kalamáta	2 Jun 07	8.30	Michel TORNEÚS (SWE)	Monachil	7 Jul



RESULTS

Triple Jump Men - Final



RECORDS	RESULT	NAME	COUNTRY	AGE	VENUE	DATE
World Record WR	18.29	Jonathan EDWARDS	GBR	29	Göteborg (Ullevi Stadium)	7 Aug 1995
Championships Record CR	18.29	Jonathan EDWARDS	GBR	29	Göteborg (Ullevi Stadium)	7 Aug 1995
World Leading WL	18.11	Christian TAYLOR	USA	27	Eugene (Hayward Field), OR	27 May 2017
Area Record AR		National Record NR		Personal Best PB		Season Best SB

10 August 2017 20:20 START TIME 20° C 49 %
 TEMPERATURE HUMIDITY
 21:45 END TIME 18° C 60 %

PLACE	NAME	COUNTRY	DATE of BIRTH	ORDER	RESULT	1	2	3	ORDER	4	5	6
1	Christian TAYLOR	USA	18 Jun 90	11	17.68 +0.2	16.97 +0.2	17.57 +0.2	17.68 +0.2	8	17.26 0.0	17.38 +0.4	17.03 +0.1
2	Will CLAYE	USA	13 Jun 91	8	17.63 -0.1	17.54 +0.2	17.52 +0.6	17.63 -0.1	7	17.49 +0.4	17.53 +0.2	X +0.1
3	Nelson ÉVORA	POR	20 Apr 84	7	17.19 -0.1	17.02 +0.7	17.19 -0.1	16.58 +0.1	6	X +0.2	X -0.2	16.01 +0.1
4	Cristian NÁPOLES	CUB	27 Nov 98	12	17.16 +0.2	X +0.2	X -0.3	17.16 -0.1	5	X +0.1	X -0.1	17.16 +0.2
5	Alexis COPELLO	AZE	12 Aug 85	4	17.16 SB +0.2	17.16 +0.2	X +0.4	X +0.1	4	16.87 0.0	16.91 0.0	17.06 +0.1
6	Chris BENARD	USA	4 Apr 90	2	17.16 +0.2	16.88 -0.4	X +0.6	16.94 +0.3	2	X 0.0	X 0.0	17.16 +0.2
7	Andy DÍAZ	CUB	25 Dec 95	10	17.13 +0.2	17.13 +0.2	X +0.1	X -0.2	3	X +0.1	-	X +0.4
8	Jean-Marc PONTVIANNE	FRA	6 Aug 94	5	16.79 +0.1	X +0.3	16.62 +0.5	16.79 +0.1	1	X +0.2	X -0.2	16.57 +0.2
9	Ruiting WU	CHN	29 Nov 95	6	16.66 +0.7	16.47 +0.4	16.66 +0.7	16.53 0.0				
10	Pablo TORRIJOS	ESP	12 May 92	9	16.60 +0.2	16.60 +0.2	16.51 +0.7	16.53 +0.2				
11	Yordanys DURANONA	DMA	16 Jun 88	1	16.42 -0.2	16.42 -0.2	X +0.4	X +0.1				
12	Lázaro MARTÍNEZ	CUB	3 Nov 97	3	16.25 +0.6	X +0.3	16.25 +0.6	16.09 +0.4				

ALL-TIME OUTDOOR TOP LIST				SEASON OUTDOOR TOP LIST			
RESULT	NAME	VENUE	DATE	RESULT	NAME	VENUE	2017
18.29	Jonathan EDWARDS (GBR)	Göteborg (Ullevi Stadium)	7 Aug 95	18.11	Christian TAYLOR (USA)	Eugene (Hayward Field), OR	27 May
18.21	Christian TAYLOR (USA)	Beijing (National Stadium)	27 Aug 15	17.91	Will CLAYE (USA)	Sacramento (Hornet Stadium), CA	23 Jun
18.09	Kenny HARRISON (USA)	Atlanta (Olympic Stadium), GA	27 Jul 96	17.60	Pedro P. PICHARDO (CUB)	Lausanne (Pontaise)	6 Jul
18.08	Pedro P. PICHARDO (CUB)	avana (Estadio Panamericano)	28 May 15	17.48	Chris BENARD (USA)	Sacramento (Hornet Stadium), CA	23 Jun
18.04	Teddy TAMGHO (FRA)	Moskva (Luzhniki)	18 Aug 13	17.40	Andy DÍAZ (CUB)	La Habana (Estadio Panamericano)	17 Mar
17.97	Willie BANKS (USA)	Indianapolis, IN	16 Jun 85	17.32	Fabrizio DONATO (ITA)	Pierre-Bénite	9 Jun
17.92	Khristo MARKOV (BUL)	Roma (Stadio Olimpico)	31 Aug 87	17.30	Jordan A. DÍAZ (CUB)	Nairobi (Kasarani)	14 Jul
17.92	James BECKFORD (JAM)	Odessa, TX	20 May 95	17.27	Cristian NÁPOLES (CUB)	La Habana (Estadio Panamericano)	17 Mar
17.91	Will CLAYE (USA)	Sacramento (Hornet Stadium), CA	23 Jun 17	17.27	Bin DONG (CHN)	Eugene (Hayward Field), OR	27 May
17.90	Vladimir INOZEMTSEV (URS)	Bratislava	20 Jun 90	17.25	Donald SCOTT (USA)	Sacramento (Hornet Stadium), CA	23 Jun
17.90	Jadel GREGÓRIO (BRA)	Belém (Mangueirão)	20 May 07				

SUMMARY



Triple Jump Men - Qualification

With qualifying standard of 17.00 (Q) or at least the 12 best performers (q) advance to the Final

RECORDS	RESULT	NAME	COUNTRY	AGE	VENUE	DATE
World Record WR	18.29	Jonathan EDWARDS	GBR	29	Göteborg (Ullevi Stadium)	7 Aug 1995
Championships Record CR	18.29	Jonathan EDWARDS	GBR	29	Göteborg (Ullevi Stadium)	7 Aug 1995
World Leading WL	18.11	Christian TAYLOR	USA	27	Eugene (Hayward Field), OR	27 May 2017
Area Record AR		National Record NR		Personal Best PB		Season Best SB

7 August 2017

RANK	PLACE	GROUP	BIB	NAME	COUNTRY	DATE of BIRTH	RESULT	WIND
1	1	A		Chris BENARD	USA	4 Apr 90	17.20	Q +0.2
2	2	A		Christian TAYLOR	USA	18 Jun 90	17.15	Q +0.3
3	1	B		Cristian NÁPOLES	CUB	27 Nov 98	17.06	Q -0.4
4	3	A		Andy DÍAZ	CUB	25 Dec 95	16.96	q +0.2
5	2	B		Will CLAYE	USA	13 Jun 91	16.95	q -0.4
6	4	A		Nelson ÉVORA	POR	20 Apr 84	16.94	q +0.1
7	5	A		Alexis COPELLO	AZE	12 Aug 85	16.89	q -0.1
8	6	A		Pablo TORRIJOS	ESP	12 May 92	16.80	q +0.7
9	3	B		Jean-Marc PONTVIANNE	FRA	6 Aug 94	16.78	q -0.8
10	4	B		Yordany DURANONA	DMA	16 Jun 88	16.71	q -0.2
11	7	A		Ruiting WU	CHN	29 Nov 95	16.66	q -0.8
12	5	B		Lázaro MARTÍNEZ	CUB	3 Nov 97	16.66	q +0.2
13	6	B		Donald SCOTT	USA	23 Feb 92	16.63	-0.4
14	7	B		Nazim BABAYEV	AZE	8 Oct 97	16.61	-2.5
15	8	A		Momchil KARAILIEV	BUL	21 May 82	16.57	-0.3
16	8	B		Elvijs MISANS	LAT	8 Apr 89	16.55	+0.5
17	9	A		Simo LIPSANEN	FIN	13 Sep 95	16.54	-0.1
18	9	B		Georgi TSONOV	BUL	2 May 93	16.53	-1.0
19	10	A		Nathan FOX	GBR	21 Oct 90	16.49	+1.4
20	10	B		Alberto ÁLVAREZ	MEX	8 Mar 91	16.48	-0.4
21	11	A		Benjamin COMPAORÉ	FRA	5 Aug 87	16.46	+0.1
22	11	B		Troy DORIS	GUY	12 Apr 89	16.43	-0.1
23	12	A		Miguel VAN ASSEN	SUR	30 Jul 97	16.38	-0.6
24	13	A		Melvin RAFFIN	FRA	9 Aug 98	16.18	+0.4
25	12	B		Tosin OKE	NGR	1 Oct 80	16.17	-0.5
26	13	B		Yaoqing FANG	CHN	20 Apr 96	16.17	-0.1
27	14	A		Mateus DE SÁ	BRA	21 Nov 95	16.10	+0.2
28	14	B		Dimitrios TSIÁMIS	GRE	12 Jan 82	16.06	-0.9
29	15	A		Ryoma YAMAMOTO	JPN	14 Jul 95	16.01	-0.5
30	15	B		Clive PULLEN	JAM	18 Oct 94	15.61	+0.6
		B		Max HESS	GER	13 Jul 96	DNS	

SUMMARY
Triple Jump Men - Qualification

7 August 2017

RANK	PLACE	GROUP	BIB	NAME	COUNTRY	DATE of BIRTH	RESULT	WIND
------	-------	-------	-----	------	---------	---------------	--------	------

ALL-TIME OUTDOOR TOP LIST				SEASON OUTDOOR TOP LIST			
RESULT	NAME	VENUE	DATE	RESULT	NAME	VENUE	2017
18.29	Jonathan EDWARDS (GBR)	Göteborg (Ullevi Stadium)	7 Aug 95	18.11	Christian TAYLOR (USA)	Eugene (Hayward Field), OR	27 May
18.21	Christian TAYLOR (USA)	Beijing (National Stadium)	27 Aug 15	17.91	Will CLAYE (USA)	Sacramento (Hornet Stadium), CA	23 Jun
18.09	Kenny HARRISON (USA)	Atlanta (Olympic Stadium), GA	27 Jul 96	17.60	Pedro P. PICHARDO (CUB)	Lausanne (Pontaise)	6 Jul
18.08	Pedro P. PICHARDO (CUB)	Lima (Estadio Panamericano)	28 May 15	17.48	Chris BENARD (USA)	Sacramento (Hornet Stadium), CA	23 Jun
18.04	Teddy TAMGHO (FRA)	Moskva (Luzhniki)	18 Aug 13	17.40	Andy DÍAZ (CUB)	La Habana (Estadio Panamericano)	17 Mar
17.97	Willie BANKS (USA)	Indianapolis, IN	16 Jun 85	17.32	Fabrizio DONATO (ITA)	Pierre-Bénite	9 Jun
17.92	Khristo MARKOV (BUL)	Roma (Stadio Olimpico)	31 Aug 87	17.30	Jordan A. DÍAZ (CUB)	Nairobi (Kasarani)	14 Jul
17.92	James BECKFORD (JAM)	Odessa, TX	20 May 95	17.27	Cristian NÁPOLES (CUB)	La Habana (Estadio Panamericano)	17 Mar
17.91	Will CLAYE (USA)	Sacramento (Hornet Stadium), CA	23 Jun 17	17.27	Bin DONG (CHN)	Eugene (Hayward Field), OR	27 May
17.90	Vladimir INOZEMTSEV (URS)	Bratislava	20 Jun 90	17.25	Donald SCOTT (USA)	Sacramento (Hornet Stadium), CA	23 Jun
17.90	Jadel GREGÓRIO (BRA)	Belém (Mangueirão)	20 May 07				



RESULTS



Triple Jump Men - Qualification

With qualifying standard of 17.00 (Q) or at least the 12 best performers (q) advance to the Final

RECORDS	RESULT	NAME	COUNTRY	AGE	VENUE	DATE
World Record WR	18.29	Jonathan EDWARDS	GBR	29	Göteborg (Ullevi Stadium)	7 Aug 1995
Championships Record CR	18.29	Jonathan EDWARDS	GBR	29	Göteborg (Ullevi Stadium)	7 Aug 1995
World Leading WL	18.11	Christian TAYLOR	USA	27	Eugene (Hayward Field), OR	27 May 2017
Area Record AR		National Record NR		Personal Best PB		Season Best SB

Group A		7 August 2017		18:35 START TIME		19° C TEMPERATURE		56 % HUMIDITY	
				19:33 END TIME		19° C		56 %	
PLACE	NAME	COUNTRY	DATE OF BIRTH	ORDER	RESULT	1	2	3	
1	Chris BENARD	USA	4 Apr 90	5	17.20 Q +0.2	17.20 +0.2			
2	Christian TAYLOR	USA	18 Jun 90	3	17.15 Q +0.3	17.15 +0.3			
3	Andy DÍAZ	CUB	25 Dec 95	8	16.96 q +0.2	16.96 +0.2	16.86 0.0	X -0.7	
4	Nelson ÉVORA	POR	20 Apr 84	14	16.94 q +0.1	16.64 -0.2	16.94 +0.1	X +0.7	
5	Alexis COPELLO	AZE	12 Aug 85	1	16.89 q -0.1	16.89 -0.1	16.88 -0.6	16.53 +0.5	
6	Pablo TORRIJOS	ESP	12 May 92	2	16.80 q +0.7	16.57 -0.5	16.00 -0.4	16.80 +0.7	
7	Ruiting WU	CHN	29 Nov 95	7	16.66 q -0.8	X -0.5	16.40 +0.1	16.66 -0.8	
8	Momchil KARAILIEV	BUL	21 May 82	15	16.57 -0.3	X -0.9	16.01 +0.2	16.57 -0.3	
9	Simo LIPSANEN	FIN	13 Sep 95	9	16.54 -0.1	16.54 -0.1	16.48 -0.1	16.41 +0.7	
10	Nathan FOX	GBR	21 Oct 90	6	16.49 +1.4	16.27 -0.5	16.49 +1.4	16.02 -0.4	
11	Benjamin COMPAORÉ	FRA	5 Aug 87	12	16.46 +0.1	16.46 +0.1	16.35 -0.1	X +0.2	
12	Miguel VAN ASSEN	SUR	30 Jul 97	13	16.38 -0.6	16.38 -0.6	X -0.4	X -1.0	
13	Melvin RAFFIN	FRA	9 Aug 98	4	16.18 +0.4	16.18 +0.4	14.25 -0.3	X +0.2	
14	Mateus DE SÁ	BRA	21 Nov 95	11	16.10 +0.2	16.10 +0.2	16.09 +0.9	X +0.2	
15	Ryoma YAMAMOTO	JPN	14 Jul 95	10	16.01 -0.5	X +0.3	X +0.3	16.01 -0.5	



RESULTS
Triple Jump Men - Qualification

Group B

7 August 2017 18:35 START TIME 19° C 56 %
TEMPERATURE HUMIDITY
19:30 END TIME 19° C 56 %

PLACE	NAME	COUNTRY	DATE OF BIRTH	ORDER	RESULT	1	2	3
1	Cristian NÁPOLES	CUB	27 Nov 98	8	17.06 Q -0.4	17.06 -0.4		
2	Will CLAYE	USA	13 Jun 91	15	16.95 q -0.4	16.95 -0.4	16.57 -0.7	X
3	Jean-Marc PONTVIANNE	FRA	6 Aug 94	11	16.78 q -0.8	16.66 -0.5	16.17 -1.5	16.78 -0.8
4	Yordany DURANONA	DMA	16 Jun 88	13	16.71 q -0.2	16.71 -0.2	16.63 +0.2	16.49 0.0
5	Lázaro MARTÍNEZ	CUB	3 Nov 97	6	16.66 q +0.2	16.36 +0.2	X -0.8	16.66 +0.2
6	Donald SCOTT	USA	23 Feb 92	14	16.63 -0.4	16.55 -0.3	16.63 -0.4	16.27 0.0
7	Nazim BABAYEV	AZE	8 Oct 97	10	16.61 -2.5	15.76 -0.1	16.58 -1.1	16.61 -2.5
8	Elvijs MISANS	LAT	8 Apr 89	4	16.55 +0.5	16.55 +0.5	16.39 +0.1	X -1.2
9	Georgi TSONOV	BUL	2 May 93	16	16.53 -1.0	16.53 -1.0	16.32 -0.9	X
10	Alberto ÁLVAREZ	MEX	8 Mar 91	3	16.48 -0.4	15.60 -0.6	16.41 -0.2	16.48 -0.4
11	Troy DORIS	GUY	12 Apr 89	2	16.43 -0.1	16.43 -0.1	X -0.8	16.24 -0.7
12	Tosin OKE	NGR	1 Oct 80	7	16.17 -0.5	X -0.5	16.14 -0.5	16.17 -0.5
13	Yaoqing FANG	CHN	20 Apr 96	5	16.17 -0.1	X -0.4	16.17 -0.1	X +0.4
14	Dimítrios TSIÁMIS	GRE	12 Jan 82	9	16.06 -0.9	16.06 -0.9	X -0.9	X -1.6
15	Clive PULLEN	JAM	18 Oct 94	12	15.61 +0.6	X -0.3	X -0.6	15.61 +0.6
	Max HESS	GER	13 Jul 96	1	DNS			

ALL-TIME OUTDOOR TOP LIST				SEASON OUTDOOR TOP LIST			
RESULT	NAME	VENUE	DATE	RESULT	NAME	VENUE	2017
18.29	Jonathan EDWARDS (GBR)	Göteborg (Ullevi Stadium)	7 Aug 95	18.11	Christian TAYLOR (USA)	Eugene (Hayward Field), OR	27 May
18.21	Christian TAYLOR (USA)	Beijing (National Stadium)	27 Aug 15	17.91	Will CLAYE (USA)	Sacramento (Hornet Stadium), CA	23 Jun
18.09	Kenny HARRISON (USA)	Atlanta (Olympic Stadium), GA	27 Jul 96	17.60	Pedro P. PICHARDO (CUB)	Lausanne (Pontaise)	6 Jul
18.08	Pedro P. PICHARDO (CUB)	bana (Estadio Panamericano)	28 May 15	17.48	Chris BENARD (USA)	Sacramento (Hornet Stadium), CA	23 Jun
18.04	Teddy TAMGHO (FRA)	Moskva (Luzhniki)	18 Aug 13	17.40	Andy DÍAZ (CUB)	La Habana (Estadio Panamericano)	17 Mar
17.97	Willie BANKS (USA)	Indianapolis, IN	16 Jun 85	17.32	Fabrizio DONATO (ITA)	Pierre-Bénite	9 Jun
17.92	Khristo MARKOV (BUL)	Roma (Stadio Olimpico)	31 Aug 87	17.30	Jordan A. DÍAZ (CUB)	Nairobi (Kasarani)	14 Jul
17.92	James BECKFORD (JAM)	Odessa, TX	20 May 95	17.27	Cristian NÁPOLES (CUB)	La Habana (Estadio Panamericano)	17 Mar
17.91	Will CLAYE (USA)	Sacramento (Hornet Stadium), CA	23 Jun 17	17.27	Bin DONG (CHN)	Eugene (Hayward Field), OR	27 May
17.90	Vladimir INOZEMTSEV (URS)	Bratislava	20 Jun 90	17.25	Donald SCOTT (USA)	Sacramento (Hornet Stadium), CA	23 Jun
17.90	Jadel GREGÓRIO (BRA)	Belém (Mangueirão)	20 May 07				



RESULTS



Shot Put Men - Final

RECORDS	RESULT	NAME	COUNTRY	AGE	VENUE	DATE
World Record WR	23.12	Randy BARNES	USA	24	Los Angeles (Westwood), CA	20 May 1990
Championships Record CR	22.23	Werner GÜNTHÖR	SUI	26	Roma (Stadio Olimpico)	29 Aug 1987
World Leading WL	22.65	Ryan CROUSER	USA	25	Sacramento (Hornet Stadium), CA	25 Jun 2017
Area Record AR		National Record NR		Personal Best PB		Season Best SB

6 August 2017 20:35 START TIME 19° C 56 %
 TEMPERATURE HUMIDITY
 21:39 END TIME 19° C 56 %

PLACE	NAME	COUNTRY	DATE of BIRTH	ORDER	RESULT	1	2	3	ORDER	4	5	6
1	Tomas WALSH	NZL	1 Mar 92	3	22.03	21.38	21.64	21.75	8	21.70	21.63	22.03
2	Joe KOVACS	USA	28 Jun 89	6	21.66	21.48	20.88	21.66	7	X	21.17	X
3	Stipe ŽUNIC	CRO	13 Dec 90	7	21.46	21.01	21.46	21.04	6	21.08	X	X
4	Tomáš STANEK	CZE	13 Jun 91	12	21.41	21.04	21.41	X	5	X	X	20.99
5	Michal HARATYK	POL	10 Apr 92	8	21.41	20.49	20.52	21.00	3	20.83	21.41	20.98
6	Ryan CROUSER	USA	18 Dec 92	9	21.20	21.07	21.09	X	4	X	21.20	21.14
7	Ryan WHITING	USA	24 Nov 86	2	21.09	20.82	X	20.66	1	X	X	21.09
8	Konrad BUKOWIECKI	POL	17 Mar 97	1	20.89	X	20.65	20.89	2	X	X	X
9	Jacko GILL	NZL	20 Dec 94	10	20.82	20.36	19.82	20.82				
10	David STORL	GER	27 Jul 90	11	20.80	X	X	20.80				
11	Darrell HILL	USA	17 Aug 93	4	20.79	20.79	20.56	X				
12	Andrei GAG	ROU	27 Apr 91	5	19.96	19.96	X	X				

ALL-TIME OUTDOOR TOP LIST				SEASON OUTDOOR TOP LIST			
RESULT	NAME	VENUE	DATE	RESULT	NAME	VENUE	2017
23.12	Randy BARNES (USA)	Los Angeles (Westwood), CA	20 May 90	22.65	Ryan CROUSER (USA)	Sacramento (Hornet Stadium), CA	25 Jun
23.06	Ulf TIMMERMANN (GDR)	Haniá	22 May 88	22.57	Joe KOVACS (USA)	Tucson, AZ	18 May
22.91	Alessandro ANDREI (ITA)	Viareggio	12 Aug 87	22.14	Tomas WALSH (NZL)	London	5 Aug
22.86	Brian OLDFIELD (USA)	El Paso, TX	10 May 75	22.01	Tomáš STANEK (CZE)	Schönebeck	2 Jun
22.75	Werner GÜNTHÖR (SUI)	Bern (Neufeld)	23 Aug 88	21.96	O'Dayne RICHARDS (JAM)	Rabat (Prince Moulay Abdellah)	16 Jul
22.67	Kevin TOTH (USA)	Lawrence, KS	19 Apr 03	21.91	Darrell HILL (USA)	Los Angeles (Drake Stadium), CA	8 Apr
22.65	Ryan CROUSER (USA)	Sacramento (Hornet Stadium), CA	25 Jun 17	21.88	Michal HARATYK (POL)	Cetniewo (OPO)	29 Jul
22.64	Udo BEYER (GDR)	Berlin	20 Aug 86	21.87	David STORL (GER)	Gotha	15 Jul
22.57	Joe KOVACS (USA)	Tucson, AZ	18 May 17	21.82	Darlan ROMANI (BRA)	São Bernardo do Campo (Arena Caixa)	3 Jun
22.54	Christian CANTWELL (USA)	Gresham, OR	5 Jun 04	21.65	Ryan WHITING (USA)	Athens, GA	21 Jul



SUMMARY



Shot Put Men - Qualification

With qualifying standard of 20.75 (Q) or at least the 12 best performers (q) advance to the Final

RECORDS	RESULT	NAME	COUNTRY	AGE	VENUE	DATE
World Record WR	23.12	Randy BARNES	USA	24	Los Angeles (Westwood), CA	20 May 1990
Championships Record CR	22.23	Werner GÜNTHÖR	SUI	26	Roma (Stadio Olimpico)	29 Aug 1987
World Leading WL	22.65	Ryan CROUSER	USA	25	Sacramento (Hornet Stadium), CA	25 Jun 2017
Area Record AR		National Record NR		Personal Best PB		Season Best SB

5 August 2017

RANK	PLACE	GROUP	BIB	NAME	COUNTRY	DATE of BIRTH	RESULT	
1	1	A		Tomas WALSH	NZL	1 Mar 92	22.14	Q SB
2	1	B		David STORL	GER	27 Jul 90	21.41	Q
3	2	A		Michal HARATYK	POL	10 Apr 92	21.27	Q
4	3	A		Darrell HILL	USA	17 Aug 93	21.11	Q
5	2	B		Jacko GILL	NZL	20 Dec 94	20.96	Q
6	3	B		Ryan CROUSER	USA	18 Dec 92	20.90	Q
7	4	B		Stipe ŽUNIC	CRO	13 Dec 90	20.86	Q
8	5	B		Ryan WHITING	USA	24 Nov 86	20.84	Q
9	6	B		Tomáš STANEK	CZE	13 Jun 91	20.76	Q
10	4	A		Joe KOVACS	USA	28 Jun 89	20.67	q
11	5	A		Andrei GAG	ROU	27 Apr 91	20.61	q SB
12	7	B		Konrad BUKOWIECKI	POL	17 Mar 97	20.55	q
13	6	A		Jakub SZYSZKOWSKI	POL	21 Aug 91	20.54	
14	7	A		Filip MIHALJEVIC	CRO	31 Jul 94	20.33	
15	8	B		Darlan ROMANI	BRA	9 Apr 91	20.21	
16	8	A		Tim NEDOW	CAN	16 Oct 90	20.09	
17	9	A		Tsanko ARNAUDOV	POR	14 Mar 92	20.08	
18	10	A		Ladislav PRAŠIL	CZE	17 May 90	20.04	
19	11	A		O'Dayne RICHARDS	JAM	14 Dec 88	19.95	
20	9	B		Damien BIRKINHEAD	AUS	8 Apr 93	19.90	
21	12	A		Mesud PEZER	BIH	27 Aug 94	19.88	
22	13	A		Carlos TOBALINA	ESP	2 Aug 85	19.87	
23	14	A		Orazio CREMONA	RSA	1 Jul 89	19.81	
24	15	A		Franck ELEMBA	CGO	21 Jul 90	19.74	
25	10	B		Chukwuebuka ENEKWECHI	NGR	28 Jan 93	19.72	
26	16	A		Alexandr LESNOI	ANA	28 Jul 88	19.67	
27	11	B		Jaco ENGELBRECHT	RSA	8 Mar 87	19.59	
28	12	B		Aliaksei NICHYPAR	BLR	10 Apr 93	19.54	
29	13	B		Francisco BELO	POR	27 Mar 91	19.47	
30	14	B		Mostafa Amr HASSAN	EGY	16 Dec 95	19.23	
31	15	B		Bob BERTEMES	LUX	24 May 93	19.10	
32	16	B		Hamza ALIC	BIH	20 Jan 79	18.95	

SUMMARY
Shot Put Men - Qualification

5 August 2017

RANK	PLACE	GROUP	BIB	NAME	COUNTRY	DATE of BIRTH	RESULT
------	-------	-------	-----	------	---------	---------------	--------

ALL-TIME OUTDOOR TOP LIST				SEASON OUTDOOR TOP LIST			
RESULT	NAME	VENUE	DATE	RESULT	NAME	VENUE	2017
23.12	Randy BARNES (USA)	Los Angeles (Westwood), CA	20 May 90	22.65	Ryan CROUSER (USA)	Sacramento (Hornet Stadium), CA	25 Jun
23.06	Ulf TIMMERMANN (GDR)	Haniá	22 May 88	22.57	Joe KOVACS (USA)	Tucson, AZ	18 May
22.91	Alessandro ANDREI (ITA)	Viareggio	12 Aug 87	22.14	Tomas WALSH (NZL)	London	5 Aug
22.86	Brian OLDFIELD (USA)	El Paso, TX	10 May 75	22.01	Tomáš STANEK (CZE)	Schönebeck	2 Jun
22.75	Werner GÜNTHÖR (SUI)	Bern (Neufeld)	23 Aug 88	21.96	O'Dayne RICHARDS (JAM)	Rabat (Prince Moulay Abdellah)	16 Jul
22.67	Kevin TOTH (USA)	Lawrence, KS	19 Apr 03	21.91	Darrell HILL (USA)	Los Angeles (Drake Stadium), CA	8 Apr
22.65	Ryan CROUSER (USA)	Sacramento (Hornet Stadium), CA	25 Jun 17	21.88	Michał HARATYK (POL)	Cetniewo (OPO)	29 Jul
22.64	Udo BEYER (GDR)	Berlin	20 Aug 86	21.87	David STORL (GER)	Gotha	15 Jul
22.57	Joe KOVACS (USA)	Tucson, AZ	18 May 17	21.82	Darlan ROMANI (BRA)	São Bernardo do Campo (Arena Caixa)	3 Jun
22.54	Christian CANTWELL (USA)	Gresham, OR	5 Jun 04	21.65	Ryan WHITING (USA)	Athens, GA	21 Jul



RESULTS



Shot Put Men - Qualification

With qualifying standard of 20.75 (Q) or at least the 12 best performers (q) advance to the Final

RECORDS	RESULT	NAME	COUNTRY	AGE	VENUE	DATE
World Record WR	23.12	Randy BARNES	USA	24	Los Angeles (Westwood), CA	20 May 1990
Championships Record CR	22.23	Werner GÜNTHÖR	SUI	26	Roma (Stadio Olimpico)	29 Aug 1987
World Leading WL	22.65	Ryan CROUSER	USA	25	Sacramento (Hornet Stadium), CA	25 Jun 2017
Area Record AR		National Record NR		Personal Best PB		Season Best SB

Group A

5 August 2017 10:00 START TIME 16° C 72%
TEMPERATURE HUMIDITY
10:43 END TIME 18° C 60%

PLACE	NAME	COUNTRY	DATE OF BIRTH	ORDER	RESULT	1	2	3
1	Tomas WALSH	NZL	1 Mar 92	4	22.14 Q SB	22.14		
2	Michał HARATYK	POL	10 Apr 92	10	21.27 Q	21.27		
3	Darrell HILL	USA	17 Aug 93	11	21.11 Q	X	X	21.11
4	Joe KOVACS	USA	28 Jun 89	9	20.67 q	20.62	20.67	X
5	Andrei GAG	ROU	27 Apr 91	16	20.61 q SB	20.31	X	20.61
6	Jakub SZYSZKOWSKI	POL	21 Aug 91	1	20.54	19.13	19.50	20.54
7	Filip MIHALJEVIC	CRO	31 Jul 94	6	20.33	X	X	20.33
8	Tim NEDOW	CAN	16 Oct 90	12	20.09	19.66	20.09	20.03
9	Tsanko ARNAUDOV	POR	14 Mar 92	7	20.08	19.83	20.02	20.08
10	Ladislav PRÁŠIL	CZE	17 May 90	15	20.04	20.04	19.76	19.92
11	O'Dayne RICHARDS	JAM	14 Dec 88	14	19.95	X	19.84	19.95
12	Mesud PEZER	BIH	27 Aug 94	13	19.88	X	19.51	19.88
13	Carlos TOBALINA	ESP	2 Aug 85	3	19.87	19.38	19.87	X
14	Orazio CREMONA	RSA	1 Jul 89	8	19.81	19.81	19.61	19.35
15	Franck ELEMBA	CGO	21 Jul 90	5	19.74	19.18	19.74	19.40
16	Alexandr LESNOI	ANA	28 Jul 88	2	19.67	X	19.67	X

Group B

5 August 2017 10:01 START TIME 16° C 72%
TEMPERATURE HUMIDITY
10:39 END TIME 17° C 68%

PLACE	NAME	COUNTRY	DATE OF BIRTH	ORDER	RESULT	1	2	3
1	David STORL	GER	27 Jul 90	9	21.41 Q	21.41		
2	Jacko GILL	NZL	20 Dec 94	2	20.96 Q	20.96		
3	Ryan CROUSER	USA	18 Dec 92	15	20.90 Q	20.90		
4	Stipe ŽUNIC	CRO	13 Dec 90	8	20.86 Q	20.86		
5	Ryan WHITING	USA	24 Nov 86	3	20.84 Q	20.84		
6	Tomáš STANEK	CZE	13 Jun 91	6	20.76 Q	20.76		
7	Konrad BUKOWIECKI	POL	17 Mar 97	14	20.55 q	X	20.11	20.55
8	Darlan ROMANI	BRA	9 Apr 91	12	20.21	X	20.21	19.91
9	Damien BIRKINHEAD	AUS	8 Apr 93	16	19.90	19.90	19.79	19.50
10	Chukwuebuka ENEKWECHI	NGR	28 Jan 93	4	19.72	19.27	19.70	19.72
11	Jaco ENGELBRECHT	RSA	8 Mar 87	7	19.59	18.62	19.59	19.56
12	Aliaksei NICHYPAR	BLR	10 Apr 93	13	19.54	19.39	19.54	19.41
13	Francisco BELO	POR	27 Mar 91	11	19.47	18.28	19.47	X
14	Mostafa Amr HASSAN	EGY	16 Dec 95	5	19.23	19.23	X	19.15
15	Bob BERTEMES	LUX	24 May 93	10	19.10	X	18.93	19.10
16	Hamza ALIC	BIH	20 Jan 79	1	18.95	X	18.95	X



RESULTS
Shot Put Men - Qualification

ALL-TIME OUTDOOR TOP LIST				SEASON OUTDOOR TOP LIST			
RESULT	NAME	VENUE	DATE	RESULT	NAME	VENUE	2017
23.12	Randy BARNES (USA)	Los Angeles (Westwood), CA	20 May 90	22.65	Ryan CROUSER (USA)	Sacramento (Hornet Stadium), CA	25 Jun
23.06	Ulf TIMMERMANN (GDR)	Haniá	22 May 88	22.57	Joe KOVACS (USA)	Tucson, AZ	18 May
22.91	Alessandro ANDREI (ITA)	Viareggio	12 Aug 87	22.14	Tomas WALSH (NZL)	London	5 Aug
22.86	Brian OLDFIELD (USA)	El Paso, TX	10 May 75	22.01	Tomáš STANEK (CZE)	Schönebeck	2 Jun
22.75	Werner GÜNTHÖR (SUI)	Bern (Neufeld)	23 Aug 88	21.96	O'Dayne RICHARDS (JAM)	Rabat (Prince Moulay Abdellah)	16 Jul
22.67	Kevin TOTH (USA)	Lawrence, KS	19 Apr 03	21.91	Darrell HILL (USA)	Los Angeles (Drake Stadium), CA	8 Apr
22.65	Ryan CROUSER (USA)	Sacramento (Hornet Stadium), CA	25 Jun 17	21.88	Michał HARATYK (POL)	Cetniewo (OPO)	29 Jul
22.64	Udo BEYER (GDR)	Berlin	20 Aug 86	21.87	David STORL (GER)	Gotha	15 Jul
22.57	Joe KOVACS (USA)	Tucson, AZ	18 May 17	21.82	Darlan ROMANI (BRA)	São Bernardo do Campo (Arena Caixa)	3 Jun
22.54	Christian CANTWELL (USA)	Gresham, OR	5 Jun 04	21.65	Ryan WHITING (USA)	Athens, GA	21 Jul

RESULTS



Discus Throw Men - Final

RECORDS	RESULT	NAME	COUNTRY	AGE	VENUE	DATE
World Record WR	74.08	Jürgen SCHULT	GDR	26	Neubrandenburg (Jahn Sportpark)	6 Jun 1986
Championships Record CR	70.17	Virgilijus ALEKNA	LTU	33	Helsinki (Olympic Stadium)	7 Aug 2005
World Leading WL	71.29	Daniel STÅHL	SWE	25	Sollentuna	29 Jun 2017
Area Record AR		National Record NR		Personal Best PB		Season Best SB

5 August 2017 19:27 START TIME 19° C 49 %
 TEMPERATURE HUMIDITY
 20:28 END TIME 20° C 46 %

PLACE	NAME	COUNTRY	DATE of BIRTH	ORDER	RESULT	1	2	3	ORDER	4	5	6
1	Andrius GUDŽIUS	LTU	14 Feb 91	3	69.21 PB	67.52	69.21	63.43	8	X	63.98	67.89
2	Daniel STÅHL	SWE	27 Aug 92	2	69.19	X	69.19	66.58	7	68.57	X	63.06
3	Mason FINLEY	USA	7 Oct 90	1	68.03 PB	67.07	68.03	65.21	6	37.36	66.59	X
4	Fedrick DACRES	JAM	28 Feb 94	11	65.83	65.62	65.70	X	5	65.83	64.41	64.67
5	Piotr MALACHOWSKI	POL	7 Jun 83	12	65.24	63.96	65.14	64.88	4	X	65.24	63.92
6	Robert HARTING	GER	18 Oct 84	7	65.10	65.10	X	64.75	3	X	X	X
7	Robert URBANEK	POL	29 Apr 87	9	64.15	61.93	64.15	63.91	2	64.14	X	63.46
8	Traves SMIKLE	JAM	7 May 92	6	64.04	63.64	64.04	X	1	62.28	X	63.37
9	Lukas WEISSHAIDINGER	AUT	20 Feb 92	10	63.76	63.76	62.75	X				
10	Apostolos PARELLIS	CYP	24 Jul 85	5	63.17	62.18	63.17	X				
11	Simon PETTERSSON	SWE	3 Jan 94	8	60.39	55.58	60.39	X				
12	Gerd KANTER	EST	6 May 79	4	60.00	59.72	60.00	X				

ALL-TIME OUTDOOR TOP LIST				SEASON OUTDOOR TOP LIST			
RESULT	NAME	VENUE	DATE	RESULT	NAME	VENUE	2017
74.08	Jürgen SCHULT (GDR)	Neubrandenburg (Jahn Sportpark)	6 Jun 86	71.29	Daniel STÅHL (SWE)	Sollentuna	29 Jun
73.88	Virgilijus ALEKNA (LTU)	Kaunas	3 Aug 00	69.21	Andrius GUDŽIUS (LTU)	London	5 Aug
73.38	Gerd KANTER (EST)	Helsingborg	4 Sep 06	68.88	Fedrick DACRES (JAM)	Kingston (Excelsior HS), JAM	11 Feb
71.86	Yuriy DUMCHEV (URS)	Moskva	29 May 83	68.03	Mason FINLEY (USA)	London	5 Aug
71.84	Piotr MALACHOWSKI (POL)	elo (Blankers-Koen Stadion)	8 Jun 13	67.68	Piotr MALACHOWSKI (POL)	Cetniewo (OPO)	29 Jul
71.70	Róbert FAZEKAS (HUN)	Szombathely	14 Jul 02	67.05	Philip MILANOV (BEL)	Stockholm (Olympiastadion)	18 Jun
71.50	Lars RIEDEL (GER)	Wiesbaden	3 May 97	66.73	Robert URBANEK (POL)	Sollentuna	29 Jun
71.32	Ben PLUCKNETT (USA)	Eugene, OR	4 Jun 83	66.67	Lois Maikel MARTÍNEZ (ESP)	Durango, ESP	18 Feb
71.29	Daniel STÅHL (SWE)	Sollentuna	29 Jun 17	66.61	Andrew EVANS (USA)	Chula Vista (OTC), CA	20 Apr
71.26	John POWELL (USA)	San José, CA	9 Jun 84	66.52	Lukas WEISSHAIDINGER (AUT)	Halle	20 May
71.26	Rickard BRUCH (SWE)	Malmö	15 Nov 84				
71.26	Imrich BUGÁR (TCH)	San José, CA	25 May 85				

SUMMARY



Discus Throw Men - Qualification

With qualifying standard of 64.50 (Q) or at least the 12 best performers (q) advance to the Final

RECORDS	RESULT	NAME	COUNTRY	AGE	VENUE	DATE
World Record WR	74.08	Jürgen SCHULT	GDR	26	Neubrandenburg (Jahn Sportpark)	6 Jun 1986
Championships Record CR	70.17	Virgilijus ALEKNA	LTU	33	Helsinki (Olympic Stadium)	7 Aug 2005
World Leading WL	71.29	Daniel STÅHL	SWE	25	Sollentuna	29 Jun 2017
Area Record AR		National Record NR		Personal Best PB		Season Best SB

4 August 2017

RANK	PLACE	GROUP	BIB	NAME	COUNTRY	DATE of BIRTH	RESULT
1	1	A		Daniel STÅHL	SWE	27 Aug 92	67.64 Q
2	1	B		Andrius GUDŽIUS	LTU	14 Feb 91	67.01 Q
3	2	A		Robert HARTING	GER	18 Oct 84	65.32 Q
4	3	A		Piotr MALACHOWSKI	POL	7 Jun 83	65.13 Q
5	2	B		Fedrick DACRES	JAM	28 Feb 94	64.82 Q
6	4	A		Mason FINLEY	USA	7 Oct 90	64.76 Q
7	3	B		Simon PETTERSSON	SWE	3 Jan 94	63.69 q
8	4	B		Robert URBANEK	POL	29 Apr 87	63.67 q
9	5	B		Gerd KANTER	EST	6 May 79	63.61 q
10	5	A		Lukas WEISSHAIDINGER	AUT	20 Feb 92	63.57 q
11	6	A		Apostolos PARELLIS	CYP	24 Jul 85	63.36 q
12	7	A		Traves SMIKLE	JAM	7 May 92	63.23 q
13	6	B		Lolassonn DJOUHAN	FRA	18 May 91	63.21
14	8	A		Philip MILANOV	BEL	6 Jul 91	63.16
15	9	A		Ehsan HADADI	IRI	20 Jan 85	63.03
16	7	B		Mauricio ORTEGA	COL	4 Aug 94	62.97
17	10	A		Martin KUPPER	EST	31 May 89	62.71
18	8	B		Victor HOGAN	RSA	25 Jul 89	62.26
19	9	B		Alex ROSE	SAM	17 Nov 91	61.62
20	10	B		Andrew EVANS	USA	25 Jan 91	61.32
21	11	B		Benn HARRADINE	AUS	14 Oct 82	60.95
22	12	B		Zoltán KÖVÁGÓ	HUN	10 Apr 79	59.46
23	13	B		Victor BUTENKO	ANA	10 Mar 93	59.29
24	11	A		Niklas ARRHENIUS	SWE	10 Sep 82	58.91
25	12	A		Erik CADÉE	NED	15 Feb 84	58.90
26	13	A		Sven Martin SKAGESTAD	NOR	13 Jan 95	58.86
27	14	B		Mustafa ALSAAMAH	IRQ	29 Nov 95	58.40
28	14	A		Mitchell COOPER	AUS	2 Jun 95	57.26
29	15	B		Nicholas PERCY	GBR	5 Dec 94	56.93
30	15	A		Marshall HALL	NZL	7 Oct 88	56.64
		B		Martin WIERIG	GER	10 Jun 87	NM
		A		Rodney BROWN	USA	21 May 93	NM

SUMMARY
Discus Throw Men - Qualification

4 August 2017

RANK	PLACE	GROUP	BIB	NAME	COUNTRY	DATE of BIRTH	RESULT
------	-------	-------	-----	------	---------	---------------	--------

ALL-TIME OUTDOOR TOP LIST				SEASON OUTDOOR TOP LIST			
RESULT	NAME	VENUE	DATE	RESULT	NAME	VENUE	2017
74.08	Jürgen SCHULT (GDR)	Neubrandenburg (Jahn Sportpark)	6 Jun 86	71.29	Daniel STÅHL (SWE)	Sollentuna	29 Jun
73.88	Virgilijus ALEKNA (LTU)	Kaunas	3 Aug 00	68.88	Fedrick DACRES (JAM)	Kingston (Excelsior HS), JAM	11 Feb
73.38	Gerd KANTER (EST)	Helsingborg	4 Sep 06	68.61	Andrius GUDŽIUS (LTU)	Kaunas	3 Jun
71.86	Yuriy DUMCHEV (URS)	Moskva	29 May 83	67.68	Piotr MALACHOWSKI (POL)	Cetniewo (OP0)	29 Jul
71.84	Piotr MALACHOWSKI (POL)	eto (Blankers-Koen Stadion)	8 Jun 13	67.05	Philip MILANOV (BEL)	Stockholm (Olympiastadion)	18 Jun
71.70	Róbert FAZEKAS (HUN)	Szombathely	14 Jul 02	66.73	Robert URBANEK (POL)	Sollentuna	29 Jun
71.50	Lars RIEDEL (GER)	Wiesbaden	3 May 97	66.67	Lois Maikel MARTÍNEZ (ESP)	Durango, ESP	18 Feb
71.32	Ben PLUCKNETT (USA)	Eugene, OR	4 Jun 83	66.61	Andrew EVANS (USA)	Chula Vista (OTC), CA	20 Apr
71.29	Daniel STÅHL (SWE)	Sollentuna	29 Jun 17	66.52	Lukas WEISSHAIDINGER (AUT)	Halle	20 May
71.26	John POWELL (USA)	San José, CA	9 Jun 84	66.30	Robert HARTING (GER)	Villeneuve d'Ascq (Lille Métropole)	25 Jun
71.26	Rickard BRUCH (SWE)	Malmö	15 Nov 84				
71.26	Imrich BUGÁR (TCH)	San José, CA	25 May 85				

RESULTS



Discus Throw Men - Qualification

With qualifying standard of 64.50 (Q) or at least the 12 best performers (q) advance to the Final

RECORDS	RESULT	NAME	COUNTRY	AGE	VENUE	DATE
World Record WR	74.08	Jürgen SCHULT	GDR	26	Neubrandenburg (Jahn Sportpark)	6 Jun 1986
Championships Record CR	70.17	Virgilijus ALEKNA	LTU	33	Helsinki (Olympic Stadium)	7 Aug 2005
World Leading WL	71.29	Daniel STÅHL	SWE	25	Sollentuna	29 Jun 2017
Area Record AR		National Record NR		Personal Best PB		Season Best SB

Group A

4 August 2017 19:20 START TIME 21° C TEMPERATURE 60% HUMIDITY
20:00 END TIME 20° C 64%

PLACE	NAME	COUNTRY	DATE OF BIRTH	ORDER	RESULT	1	2	3
1	Daniel STÅHL	SWE	27 Aug 92	3	67.64 Q	61.83	67.64	
2	Robert HARTING	GER	18 Oct 84	16	65.32 Q	65.32		
3	Piotr MALACHOWSKI	POL	7 Jun 83	13	65.13 Q	65.13		
4	Mason FINLEY	USA	7 Oct 90	11	64.76 Q	63.98	64.76	
5	Lukas WEISSHAIDINGER	AUT	20 Feb 92	9	63.57 q	63.57	X	61.48
6	Apostolos PARELLIS	CYP	24 Jul 85	5	63.36 q	63.36	62.68	62.67
7	Traves SMIKLE	JAM	7 May 92	6	63.23 q	63.23	X	X
8	Philip MILANOV	BEL	6 Jul 91	4	63.16	62.94	X	63.16
9	Ehsan HADADI	IRI	20 Jan 85	1	63.03	63.03	61.22	60.92
10	Martin KUPPER	EST	31 May 89	15	62.71	59.49	62.11	62.71
11	Niklas ARRHENIUS	SWE	10 Sep 82	7	58.91	58.91	X	58.84
12	Erik CADÉE	NED	15 Feb 84	2	58.90	58.19	X	58.90
13	Sven Martin SKAGESTAD	NOR	13 Jan 95	10	58.86	X	57.89	58.86
14	Mitchell COOPER	AUS	2 Jun 95	12	57.26	X	56.20	57.26
15	Marshall HALL	NZL	7 Oct 88	8	56.64	X	56.64	54.20
	Rodney BROWN	USA	21 May 93	14	NM	X	X	X

Group B

4 August 2017 20:49 START TIME 20° C TEMPERATURE 64% HUMIDITY
21:37 END TIME 20° C 64%

PLACE	NAME	COUNTRY	DATE OF BIRTH	ORDER	RESULT	1	2	3
1	Andrius GUDŽIUS	LTU	14 Feb 91	5	67.01 Q	67.01		
2	Fedrick DACRES	JAM	28 Feb 94	16	64.82 Q	64.46	64.28	64.82
3	Simon PETTERSSON	SWE	3 Jan 94	13	63.69 q	60.43	X	63.69
4	Robert URBANEK	POL	29 Apr 87	10	63.67 q	62.37	63.67	63.04
5	Gerd KANTER	EST	6 May 79	9	63.61 q	X	63.61	X
6	Lolassonn DJOUHAN	FRA	18 May 91	2	63.21	58.00	63.21	61.35
7	Mauricio ORTEGA	COL	4 Aug 94	3	62.97	X	62.34	62.97
8	Victor HOGAN	RSA	25 Jul 89	1	62.26	61.76	62.26	X
9	Alex ROSE	SAM	17 Nov 91	15	61.62	61.62	X	59.63
10	Andrew EVANS	USA	25 Jan 91	11	61.32	61.32	60.47	60.78
11	Benn HARRADINE	AUS	14 Oct 82	8	60.95	60.00	X	60.95
12	Zoltán KÖVÁGÓ	HUN	10 Apr 79	7	59.46	56.71	56.26	59.46
13	Victor BUTENKO	ANA	10 Mar 93	14	59.29	59.29	X	X
14	Mustafa ALSAAMAH	IRQ	29 Nov 95	6	58.40	57.77	56.38	58.40
15	Nicholas PERCY	GBR	5 Dec 94	4	56.93	X	52.56	56.93
	Martin WIERIG	GER	10 Jun 87	12	NM	X	X	X



RESULTS
Discus Throw Men - Qualification

ALL-TIME OUTDOOR TOP LIST				SEASON OUTDOOR TOP LIST			
RESULT	NAME	VENUE	DATE	RESULT	NAME	VENUE	2017
74.08	Jürgen SCHULT (GDR)	Neubrandenburg (Jahn Sportpark)	6 Jun 86	71.29	Daniel STÅHL (SWE)	Sollentuna	29 Jun
73.88	Virgilijus ALEKNA (LTU)	Kaunas	3 Aug 00	68.88	Fedrick DACRES (JAM)	Kingston (Excelsior HS), JAM	11 Feb
73.38	Gerd KANTER (EST)	Helsingborg	4 Sep 06	68.61	Andrius GUDŽIUS (LTU)	Kaunas	3 Jun
71.86	Yuriy DUMCHEV (URS)	Moskva	29 May 83	67.68	Piotr MALACHOWSKI (POL)	Cetniewo (OP0)	29 Jul
71.84	Piotr MALACHOWSKI (POL)	elo (Blankers-Koen Stadion)	8 Jun 13	67.05	Philip MILANOV (BEL)	Stockholm (Olympiastadion)	18 Jun
71.70	Róbert FAZEKAS (HUN)	Szombathely	14 Jul 02	66.73	Robert URBANEK (POL)	Sollentuna	29 Jun
71.50	Lars RIEDEL (GER)	Wiesbaden	3 May 97	66.67	Lois Maikel MARTÍNEZ (ESP)	Durango, ESP	18 Feb
71.32	Ben PLUCKNETT (USA)	Eugene, OR	4 Jun 83	66.61	Andrew EVANS (USA)	Chula Vista (OTC), CA	20 Apr
71.29	Daniel STÅHL (SWE)	Sollentuna	29 Jun 17	66.52	Lukas WEISSHAIDINGER (AUT)	Halle	20 May
71.26	John POWELL (USA)	San José, CA	9 Jun 84	66.30	Robert HARTING (GER)	Villeneuve d'Ascq (Lille Métropole)	25 Jun
71.26	Rickard BRUCH (SWE)	Malmö	15 Nov 84				
71.26	Imrich BUGÁR (TCH)	San José, CA	25 May 85				

RESULTS



Hammer Throw Men - Final

RECORDS	RESULT	NAME	COUNTRY	AGE	VENUE	DATE
World Record WR	86.74	Yuriy SEDYKH	URS	31	Stuttgart (Neckarstadion)	30 Aug 1986
Championships Record CR	83.63	Ivan TSIKHAN	BLR	31	Osaka (Nagai Stadium)	27 Aug 2007
World Leading WL	83.44	Pawel FAJDEK	POL	28	Ostrava (Mestský Stadion)	27 Jun 2017
Area Record AR		National Record NR		Personal Best PB		Season Best SB

11 August 2017 20:29 START TIME 19° C 64 %
 TEMPERATURE HUMIDITY
 21:42 END TIME 19° C 68 %

PLACE	NAME	COUNTRY	DATE of BIRTH	ORDER	RESULT	1	2	3	ORDER	4	5	6
1	Pawel FAJDEK	POL	4 Jun 89	11	79.81	X	77.09	79.73	8	79.81	79.40	X
2	Valeriy PRONKIN	ANA	15 Jun 94	10	78.16	77.00	77.20	75.71	2	76.25	77.98	78.16
3	Wojciech NOWICKI	POL	22 Feb 89	6	78.03	76.36	76.54	78.03	7	76.19	X	X
4	Quentin BIGOT	FRA	1 Dec 92	7	77.67	77.05	76.26	77.46	5	77.67	X	76.87
5	Aleksei SOKYRSKII	ANA	16 Mar 85	2	77.50 SB	76.22	77.50	77.15	6	X	X	X
6	Nick MILLER	GBR	1 May 93	4	77.31	X	75.78	77.31	4	X	76.16	X
7	Dilshod NAZAROV	TJK	6 May 82	8	77.22	76.33	77.22	75.36	3	76.01	77.14	74.91
8	Serghei MARGHIEV	MDA	6 Nov 92	5	75.87	75.40	75.87	75.80	1	75.85	74.57	X
9	Pavel BAREISHA	BLR	16 Feb 91	1	75.86	74.35	75.86	X				
10	Marco LINGUA	ITA	4 Jun 78	9	75.13	69.64	75.13	X				
11	Bence HALÁSZ	HUN	4 Aug 97	12	74.45	70.89	X	74.45				
12	Özkan BALTACI	TUR	13 Feb 94	3	74.39	73.17	72.90	74.39				

ALL-TIME OUTDOOR TOP LIST				SEASON OUTDOOR TOP LIST			
RESULT	NAME	VENUE	DATE	RESULT	NAME	VENUE	2017
86.74	Yuriy SEDYKH (URS)	Stuttgart (Neckarstadion)	30 Aug 86	83.44	Pawel FAJDEK (POL)	Ostrava (Mestský Stadion)	27 Jun
86.04	Sergey LITVINOV (URS)	Dresden	3 Jul 86	80.47	Wojciech NOWICKI (POL)	Bialystok	22 Jul
84.90	Vadim DEVYATOVSKIY (BLR)	Minsk	21 Jul 05	79.32	Valeriy PRONKIN (ANA)	Zhukovskiy (Meteor)	29 Jul
84.86	Koji MUROFUSHI (JPN)	Praha (Stadion Juliska)	29 Jun 03	78.85	Bence HALÁSZ (HUN)	Ostrava (Mestský Stadion)	27 Jun
84.62	Igor ASTAPKOVICH (BLR)	Sevilla	6 Jun 92	78.04	Pavel BAREISHA (BLR)	Doha (Hamad Bin Suhaim)	6 May
84.51	Ivan TSIKHAN (BLR)	Grodno	9 Jul 08	78.00	Esref APAK (TUR)	Ankara	6 Jun
84.48	Igor NIKULIN (URS)	Lausanne	12 Jul 90	77.92	Marcel LOMNICKÝ (SVK)	Coral Gables, FL	7 Apr
84.40	Jüri TAMM (URS)	Banská Bystrica	9 Sep 84	77.87	Quentin BIGOT (FRA)	Marseille (Stade Delort)	14 Jul
84.19	Adrián ANNUS (HUN)	Szombathely	10 Aug 03	77.81	Dilshod NAZAROV (TJK)	Ostrava (Mestský Stadion)	27 Jun
83.93	Pawel FAJDEK (POL)	Szczecin (Miejski Stadion)	9 Aug 15	77.72	Mihail ANASTASÁKIS (GRE)	Nikiti	11 Jun



SUMMARY



Hammer Throw Men - Qualification

With qualifying standard of 75.50 (Q) or at least the 12 best performers (q) advance to the Final

RECORDS	RESULT	NAME	COUNTRY	AGE	VENUE	DATE
World Record WR	86.74	Yuriy SEDYKH	URS	31	Stuttgart (Neckarstadion)	30 Aug 1986
Championships Record CR	83.63	Ivan TSIKHAN	BLR	31	Osaka (Nagai Stadium)	27 Aug 2007
World Leading WL	83.44	Pawel FAJDEK	POL	28	Ostrava (Mestský Stadion)	27 Jun 2017
Area Record AR		National Record NR		Personal Best PB		Season Best SB

9 August 2017

RANK	PLACE	GROUP	BIB	NAME	COUNTRY	DATE of BIRTH	RESULT	
1	1	B		Wojciech NOWICKI	POL	22 Feb 89	76.85	Q
2	1	A		Pawel FAJDEK	POL	4 Jun 89	76.82	Q
3	2	A		Quentin BIGOT	FRA	1 Dec 92	76.11	Q
4	3	A		Pavel BAREISHA	BLR	16 Feb 91	75.98	Q
5	4	A		Bence HALÁSZ	HUN	4 Aug 97	75.56	Q
6	5	A		Dilshod NAZAROV	TJK	6 May 82	75.54	Q
7	6	A		Nick MILLER	GBR	1 May 93	75.52	Q
8	7	A		Aleksei SOKYRSKII	ANA	16 Mar 85	75.50	Q
9	2	B		Serghei MARGHIEV	MDA	6 Nov 92	75.18	q
10	3	B		Valeriy PRONKIN	ANA	15 Jun 94	75.09	q
11	8	A		Özkan BALTACI	TUR	13 Feb 94	74.69	q
12	9	A		Marco LINGUA	ITA	4 Jun 78	74.41	q
13	4	B		Marcel LOMNICKÝ	SVK	6 Jul 87	74.26	
14	5	B		Krisztián PARS	HUN	18 Feb 82	74.08	
15	10	A		David SÖDERBERG	FIN	11 Aug 79	73.76	
16	6	B		Esref APAK	TUR	3 Jan 82	73.55	
17	11	A		Sergej LITVINOV	ANA	27 Jan 86	73.48	
18	7	B		Zakhar MAKHROSENKA	BLR	10 Oct 91	72.58	
19	12	A		Allan WOLSKI	BRA	18 Jan 90	72.51	
20	8	B		Alex YOUNG	USA	1 Sep 94	72.07	
21	9	B		Chris BENNETT	GBR	17 Dec 89	72.05	
22	10	B		Siarhei KALAMOYETS	BLR	11 Aug 89	71.90	
23	11	B		Ashraf Amgad ELSEIFY	QAT	20 Feb 95	71.87	
24	12	B		Wagner DOMINGOS	BRA	26 Mar 83	71.69	
25	13	A		Serhii REHEDA	UKR	6 Feb 94	71.53	
26	13	B		Diego DEL REAL	MEX	6 Mar 94	71.29	
27	14	A		Hilmar Örn JÓNSSON	ISL	6 May 96	71.12	
28	14	B		Mihaíl ANASTASÁKIS	GRE	3 Dec 94	70.94	
29	15	A		Hassan Mohamed MAHMOUD	EGY	10 Feb 84	69.92	
30	15	B		Simone FALLONI	ITA	26 Jul 91	69.90	
31	16	A		Rudy WINKLER	USA	6 Dec 94	68.88	
32	16	B		Kibwe JOHNSON	USA	17 Jul 81	68.86	

SUMMARY
Hammer Throw Men - Qualification

9 August 2017

RANK	PLACE	GROUP	BIB	NAME	COUNTRY	DATE of BIRTH	RESULT
------	-------	-------	-----	------	---------	---------------	--------

ALL-TIME OUTDOOR TOP LIST				SEASON OUTDOOR TOP LIST			
RESULT	NAME	VENUE	DATE	RESULT	NAME	VENUE	2017
86.74	Yuriy SEDYKH (URS)	Stuttgart (Neckarstadion)	30 Aug 86	83.44	Pawel FAJDEK (POL)	Ostrava (Mestský Stadion)	27 Jun
86.04	Serqey LITVINOV (URS)	Dresden	3 Jul 86	80.47	Wojciech NOWICKI (POL)	Bialystok	22 Jul
84.90	Vadim DEVYATOVSKIY (BLR)	Minsk	21 Jul 05	79.32	Valeriy PRONKIN (ANA)	Zhukovskiy (Meteor)	29 Jul
84.86	Koji MUROFUSHI (JPN)	Praha (Stadion Juliska)	29 Jun 03	78.85	Bence HALÁSZ (HUN)	Ostrava (Mestský Stadion)	27 Jun
84.62	Iqor ASTAPKOVICH (BLR)	Sevilla	6 Jun 92	78.04	Pavel BAREISHA (BLR)	Doha (Hamad Bin Suhaim)	6 May
84.51	Ivan TSIKHAN (BLR)	Grodno	9 Jul 08	78.00	Esref APAK (TUR)	Ankara	6 Jun
84.48	Iqor NIKULIN (URS)	Lausanne	12 Jul 90	77.92	Marcel LOMNICKÝ (SVK)	Coral Gables, FL	7 Apr
84.40	Jüri TAMM (URS)	Banská Bystrica	9 Sep 84	77.87	Quentin BIGOT (FRA)	Marseille (Stade Delort)	14 Jul
84.19	Adrián ANNUS (HUN)	Szombathely	10 Aug 03	77.81	Dilshod NAZAROV (TJK)	Ostrava (Mestský Stadion)	27 Jun
83.93	Pawel FAJDEK (POL)	Szczecin (Miejski Stadion)	9 Aug 15	77.72	Mihail ANASTASÁKIS (GRE)	Nikiti	11 Jun

RESULTS



Hammer Throw Men - Qualification

With qualifying standard of 75.50 (Q) or at least the 12 best performers (q) advance to the Final

RECORDS	RESULT	NAME	COUNTRY	AGE	VENUE	DATE
World Record WR	86.74	Yuriy SEDYKH	URS	31	Stuttgart (Neckarstadion)	30 Aug 1986
Championships Record CR	83.63	Ivan TSIKHAN	BLR	31	Osaka (Nagai Stadium)	27 Aug 2007
World Leading WL	83.44	Pawel FAJDEK	POL	28	Ostrava (Městský Stadion)	27 Jun 2017
Area Record AR		National Record NR		Personal Best PB		Season Best SB

Group A		9 August 2017		19:22	START TIME	15° C	88 %				
						TEMPERATURE	HUMIDITY				
						20:03	15° C	88 %			
PLACE	NAME	COUNTRY	DATE of BIRTH	ORDER	RESULT	1	2	3			
1	Pawel FAJDEK	POL	4 Jun 89	9	76.82 Q	71.43	76.82				
2	Quentin BIGOT	FRA	1 Dec 92	12	76.11 Q	76.11					
3	Pavel BAREISHA	BLR	16 Feb 91	4	75.98 Q	X	74.07	75.98			
4	Bence HALÁSZ	HUN	4 Aug 97	11	75.56 Q	75.56					
5	Dilshod NAZAROV	TJK	6 May 82	3	75.54 Q	X	75.54				
6	Nick MILLER	GBR	1 May 93	15	75.52 Q	75.52					
7	Aleksei SOKYRSKII	ANA	16 Mar 85	8	75.50 Q	75.50					
8	Özkan BALTAÇI	TUR	13 Feb 94	10	74.69 q	74.69	74.16	74.46			
9	Marco LINGUA	ITA	4 Jun 78	16	74.41 q	74.41	X	X			
10	David SÖDERBERG	FIN	11 Aug 79	7	73.76	73.76	X	X			
11	Sergej LITVINOV	ANA	27 Jan 86	2	73.48	73.32	73.48	73.36			
12	Allan WOLSKI	BRA	18 Jan 90	13	72.51	X	X	72.51			
13	Serhii REHEDA	UKR	6 Feb 94	1	71.53	70.03	71.10	71.53			
14	Hilmar Örn JÓNSSON	ISL	6 May 96	6	71.12	71.12	X	X			
15	Hassan Mohamed MAHMOUD	EGY	10 Feb 84	14	69.92	X	X	69.92			
16	Rudy WINKLER	USA	6 Dec 94	5	68.88	68.77	X	68.88			

Group B		9 August 2017		20:50	START TIME	15° C	88 %				
						TEMPERATURE	HUMIDITY				
						21:44	15° C	88 %			
PLACE	NAME	COUNTRY	DATE of BIRTH	ORDER	RESULT	1	2	3			
1	Wojciech NOWICKI	POL	22 Feb 89	7	76.85 Q	76.85					
2	Serghei MARGHIEV	MDA	6 Nov 92	6	75.18 q	75.18	73.41	74.96			
3	Valeriy PRONKIN	ANA	15 Jun 94	3	75.09 q	74.11	73.75	75.09			
4	Marcel LOMNICKÝ	SVK	6 Jul 87	12	74.26	74.26	73.35	X			
5	Krisztián PARS	HUN	18 Feb 82	10	74.08	74.08	X	73.36			
6	Esref APAK	TUR	3 Jan 82	11	73.55	73.55	X	X			
7	Zakhar MAKHROSENKA	BLR	10 Oct 91	5	72.58	X	72.58	X			
8	Alex YOUNG	USA	1 Sep 94	8	72.07	X	72.07	70.93			
9	Chris BENNETT	GBR	17 Dec 89	1	72.05	X	72.05	69.12			
10	Siarhei KALAMOYETS	BLR	11 Aug 89	13	71.90	71.90	68.97	X			
11	Ashraf Amgad ELSEIFY	QAT	20 Feb 95	4	71.87	71.87	X	71.00			
12	Wagner DOMINGOS	BRA	26 Mar 83	16	71.69	X	69.59	71.69			
13	Diego DEL REAL	MEX	6 Mar 94	14	71.29	68.10	70.72	71.29			
14	Mihail ANASTASÁKIS	GRE	3 Dec 94	2	70.94	70.94	70.93	69.95			
15	Simone FALLONI	ITA	26 Jul 91	15	69.90	X	69.90	X			
16	Kibwe JOHNSON	USA	17 Jul 81	9	68.86	68.86	X	68.81			

RESULTS
Hammer Throw Men - Qualification

ALL-TIME OUTDOOR TOP LIST				SEASON OUTDOOR TOP LIST			
RESULT	NAME	VENUE	DATE	RESULT	NAME	VENUE	2017
86.74	Yuriy SEDYKH (URS)	Stuttgart (Neckarstadion)	30 Aug 86	83.44	Pawel FAJDEK (POL)	Ostrava (Mestský Stadion)	27 Jun
86.04	Serqey LITVINOV (URS)	Dresden	3 Jul 86	80.47	Wojciech NOWICKI (POL)	Bialystok	22 Jul
84.90	Vadim DEVYATOVSKIY (BLR)	Minsk	21 Jul 05	79.32	Valeriy PRONKIN (ANA)	Zhukovskiy (Meteor)	29 Jul
84.86	Koji MUROFUSHI (JPN)	Praha (Stadion Juliska)	29 Jun 03	78.85	Bence HALÁSZ (HUN)	Ostrava (Mestský Stadion)	27 Jun
84.62	Iqor ASTAPKOVICH (BLR)	Sevilla	6 Jun 92	78.04	Pavel BAREISHA (BLR)	Doha (Hamad Bin Suhaim)	6 May
84.51	Ivan TSIKHAN (BLR)	Grodno	9 Jul 08	78.00	Esref APAK (TUR)	Ankara	6 Jun
84.48	Iqor NIKULIN (URS)	Lausanne	12 Jul 90	77.92	Marcel LOMNICKÝ (SVK)	Coral Gables, FL	7 Apr
84.40	Jüri TAMM (URS)	Banská Bystrica	9 Sep 84	77.87	Quentin BIGOT (FRA)	Marseille (Stade Delort)	14 Jul
84.19	Adrián ANNUS (HUN)	Szombathely	10 Aug 03	77.81	Dilshod NAZAROV (TJK)	Ostrava (Mestský Stadion)	27 Jun
83.93	Pawel FAJDEK (POL)	Szczecin (Miejski Stadion)	9 Aug 15	77.72	Mihaíl ANASTASÁKIS (GRE)	Nikiti	11 Jun

RESULTS



Javelin Throw Men - Final

RECORDS	RESULT	NAME	COUNTRY	AGE	VENUE	DATE
World Record WR	98.48	Jan ZELEZNY	CZE	30	Jena (Abbe Sport Ground)	25 May 1996
Championships Record CR	92.80	Jan ZELEZNY	CZE	35	Edmonton (Commonwealth Stadium)	12 Aug 2001
World Leading WL	94.44	Johannes VETTER	GER	24	Luzern (Stadion Allmend)	11 Jul 2017
Area Record AR		National Record NR		Personal Best PB		Season Best SB

12 August 2017 20:15 START TIME 21° C 53 %
 TEMPERATURE HUMIDITY
 21:27 END TIME 21° C 49 %

PLACE	NAME	COUNTRY	DATE of BIRTH	ORDER	RESULT	1	2	3	ORDER	4	5	6
1	Johannes VETTER	GER	26 Mar 93	5	89.89	89.89	89.78	87.22	8	X	82.25	87.71
2	Jakub VADLEJCH	CZE	10 Oct 90	2	89.73 PB	77.10	89.73	85.04	7	86.23	87.70	83.22
3	Petr FRYDRYCH	CZE	13 Jan 88	7	88.32 PB	84.31	80.48	82.94	2	87.93	87.93	88.32
4	Thomas RÖHLER	GER	30 Sep 91	13	88.26	87.08	88.26	X	6	86.14	85.97	86.40
5	Tero PITKÄMÄKI	FIN	19 Dec 82	11	86.94	83.49	X	86.94	5	79.69	X	X
6	Ioánnis KIRIAZÍS	GRE	19 Jan 96	6	84.52	79.57	81.68	84.52	4	82.79	X	79.47
7	Keshorn WALCOTT	TTO	2 Apr 93	1	84.48	84.48	X	80.63	3	83.62	X	81.82
8	Andreas HOFMANN	GER	16 Dec 91	8	83.98	75.45	83.76	80.96	1	83.65	81.94	83.98
9	Marcin KRUKOWSKI	POL	14 Jun 92	12	82.01	82.01	X	79.54				
10	Ahmed Bader MAGOUR	QAT	3 Mar 96	9	81.77	76.34	81.77	79.34				
11	Magnus KIRT	EST	10 Apr 90	4	80.48	80.48	X	X				
12	Davinder SINGH	IND	18 Dec 88	3	80.02	75.40	X	80.02				
13	Julius YEGO	KEN	4 Jan 89	10	76.29	X	76.29	75.31				

ALL-TIME OUTDOOR TOP LIST				SEASON OUTDOOR TOP LIST			
RESULT	NAME	VENUE	DATE	RESULT	NAME	VENUE	2017
98.48	Jan ZELEZNY (CZE)	Jena (Abbe Sport Ground)	25 May 96	94.44	Johannes VETTER (GER)	Luzern (Stadion Allmend)	11 Jul
94.44	Johannes VETTER (GER)	Luzern (Stadion Allmend)	11 Jul 17	93.90	Thomas RÖHLER (GER)	Doha (Hamad Bin Suhaim)	5 May
93.90	Thomas RÖHLER (GER)	Doha (Hamad Bin Suhaim)	5 May 17	89.73	Jakub VADLEJCH (CZE)	London	12 Aug
93.09	Aki PARVIAINEN (FIN)	Kuortane	26 Jun 99	88.79	Andreas HOFMANN (GER)	Offenburg	13 May
92.72	Julius YEGO (KEN)	Beijing (National Stadium)	26 Aug 15	88.32	Petr FRYDRYCH (CZE)	London	12 Aug
92.61	Serqey MAKAROV (RUS)	Sheffield	30 Jun 02	88.27	Tero PITKÄMÄKI (FIN)	Vaasa	25 Jun
92.60	Raymond HECHT (GER)	Oslo	21 Jul 95	88.09	Marcin KRUKOWSKI (POL)	Bialystok	21 Jul
91.69	Konstadínós GATSIOÚDIS (GRE)	Kuortane	24 Jun 00	88.01	Ioánnis KIRIAZÍS (GRE)	Austin (Myers Stadium), TX	31 Mar
91.59	Andreas THORKILDSEN (NOR)	Oslo	2 Jun 06	87.97	Julius YEGO (KEN)	Nairobi (Nyayo Stadium)	24 Jun
91.53	Tero PITKÄMÄKI (FIN)	Kuortane	26 Jun 05	86.92	Chao-Tsun CHENG (TPE)	Jiaying	27 Apr



SUMMARY



Javelin Throw Men - Qualification

With qualifying standard of 83.00 (Q) or at least the 12 best performers (q) advance to the Final

RECORDS	RESULT	NAME	COUNTRY	AGE	VENUE	DATE
World Record WR	98.48	Jan ZELEZNY	CZE	30	Jena (Abbe Sport Ground)	25 May 1996
Championships Record CR	92.80	Jan ZELEZNY	CZE	35	Edmonton (Commonwealth Stadium)	12 Aug 2001
World Leading WL	94.44	Johannes VETTER	GER	24	Luzern (Stadion Allmend)	11 Jul 2017
Area Record AR		National Record NR		Personal Best PB		Season Best SB

10 August 2017

RANK	PLACE	GROUP	BIB	NAME	COUNTRY	DATE of BIRTH	RESULT	
1	1	A		Johannes VETTER	GER	26 Mar 93	91.20	Q
2	1	B		Petr FRYDRYCH	CZE	13 Jan 88	86.22	Q SB
3	2	B		Keshorn WALCOTT	TTO	2 Apr 93	86.01	Q
4	2	A		Tero PITKÄMÄKI	FIN	19 Dec 82	85.97	Q
5	3	B		Andreas HOFMANN	GER	16 Dec 91	85.62	Q
6	4	B		Ioánnis KIRIAZÍS	GRE	19 Jan 96	84.60	Q
7	5	B		Davinder SINGH	IND	18 Dec 88	84.22	Q
8	6	B		Thomas RÖHLER	GER	30 Sep 91	83.87	Q
9	7	B		Jakub VADLEJCH	CZE	10 Oct 90	83.87	Q
10	8	B		Magnus KIRT	EST	10 Apr 90	83.86	Q
11	3	A		Ahmed Bader MAGOUR	QAT	3 Mar 96	83.83	Q
12	4	A		Julius YEGO	KEN	4 Jan 89	83.57	Q
13	5	A		Marcin KRUKOWSKI	POL	14 Jun 92	83.49	Q
14	6	A		Hamish PEACOCK	AUS	15 Oct 90	82.46	
15	7	A		Neeraj CHOPRA	IND	24 Dec 97	82.26	
16	8	A		Jaroslav JÍLEK	CZE	22 Oct 89	80.97	
17	9	A		Andrian MARDARE	MDA	20 Jun 95	80.18	
18	9	B		Cyrus HOSTETLER	USA	8 Aug 86	79.71	
19	10	A		Rolands ŠTROBINDERS	LAT	14 Apr 92	79.68	
20	10	B		Anderson PETERS	GRN	21 Oct 97	78.99	
21	11	B		Norbert RIVASZ-TÓTH	HUN	6 May 96	78.76	
22	11	A		Chao-Tsun CHENG	TPE	17 Oct 93	77.87	
23	12	A		Ryohei ARAI	JPN	23 Jun 91	77.38	
24	12	B		Ben LANGTON-BURNELL	NZL	10 Jul 92	76.46	
25	13	A		Tanel LAANMÄE	EST	29 Sep 89	76.41	
26	14	A		Vítězslav VESELÝ	CZE	27 Feb 83	75.50	
27	15	A		Pavel MIALESHKA	BLR	24 Nov 92	75.33	
28	13	B		Braian TOLEDO	ARG	8 Sep 93	75.29	
29	14	B		Alexandru NOVAC	ROU	24 Mar 97	74.67	
30	15	B		Rocco VAN ROOYEN	RSA	23 Dec 92	74.02	
31	16	B		Waruna RANKOTH PEDIGE	SRI	14 May 88	73.16	
		A		Edis MATUSEVICIUS	LTU	30 Jun 96	NM	

SUMMARY
Javelin Throw Men - Qualification

10 August 2017

RANK	PLACE	GROUP	BIB	NAME	COUNTRY	DATE of BIRTH	RESULT
------	-------	-------	-----	------	---------	---------------	--------

ALL-TIME OUTDOOR TOP LIST				SEASON OUTDOOR TOP LIST			
RESULT	NAME	VENUE	DATE	RESULT	NAME	VENUE	2017
98.48	Jan ZELEZNY (CZE)	Jena (Abbe Sport Ground)	25 May 96	94.44	Johannes VETTER (GER)	Luzern (Stadion Allmend)	11 Jul
94.44	Johannes VETTER (GER)	Luzern (Stadion Allmend)	11 Jul 17	93.90	Thomas RÖHLER (GER)	Doha (Hamad Bin Suhaim)	5 May
93.90	Thomas RÖHLER (GER)	Doha (Hamad Bin Suhaim)	5 May 17	88.79	Andreas HOFMANN (GER)	Offenburg	13 May
93.09	Aki PARVIAINEN (FIN)	Kuortane	26 Jun 99	88.27	Tero PITKÄMÄKI (FIN)	Vaasa	25 Jun
92.72	Julius YEGO (KEN)	Beijing (National Stadium)	26 Aug 15	88.09	Marcin KRUKOWSKI (POL)	Bialystok	21 Jul
92.61	Serqey MAKAROV (RUS)	Sheffield	30 Jun 02	88.02	Jakub VADLEJCH (CZE)	Paris (Stade Charléty)	1 Jul
92.60	Raymond HECHT (GER)	Oslo	21 Jul 95	88.01	Ioánnis KIRIAZÍS (GRE)	Austin (Myers Stadium), TX	31 Mar
91.69	Konstadínós GATSIOÚDIS (GRE)	Kuortane	24 Jun 00	87.97	Julius YEGO (KEN)	Nairobi (Nyayo Stadium)	24 Jun
91.59	Andreas THORKILDSEN (NOR)	Oslo	2 Jun 06	86.92	Chao-Tsun CHENG (TPE)	Jiaying	27 Apr
91.53	Tero PITKÄMÄKI (FIN)	Kuortane	26 Jun 05	86.71	Lars HAMANN (GER)	Offenburg	13 May

RESULTS



Javelin Throw Men - Qualification

With qualifying standard of 83.00 (Q) or at least the 12 best performers (q) advance to the Final

RECORDS	RESULT	NAME	COUNTRY	AGE	VENUE	DATE
World Record WR	98.48	Jan ZELEZNY	CZE	30	Jena (Abbe Sport Ground)	25 May 1996
Championships Record CR	92.80	Jan ZELEZNY	CZE	35	Edmonton (Commonwealth Stadium)	12 Aug 2001
World Leading WL	94.44	Johannes VETTER	GER	24	Luzern (Stadion Allmend)	11 Jul 2017
Area Record AR		National Record NR		Personal Best PB		Season Best SB

Group A

10 August 2017 19:03 START TIME 20° C 46% HUMIDITY
19:47 END TIME 20° C 49%

PLACE	NAME	COUNTRY	DATE OF BIRTH	ORDER	RESULT	1	2	3
1	Johannes VETTER	GER	26 Mar 93	7	91.20 Q	91.20		
2	Tero PITKÄMÄKI	FIN	19 Dec 82	3	85.97 Q	85.97		
3	Ahmed Bader MAGOUR	QAT	3 Mar 96	11	83.83 Q	83.83		
4	Julius YEGO	KEN	4 Jan 89	14	83.57 Q	83.57		
5	Marcin KRUKOWSKI	POL	14 Jun 92	13	83.49 Q	81.79	77.48	83.49
6	Hamish PEACOCK	AUS	15 Oct 90	8	82.46	77.88	82.46	82.19
7	Neeraj CHOPRA	IND	24 Dec 97	15	82.26	82.26	X	80.54
8	Jaroslav JÍLEK	CZE	22 Oct 89	6	80.97	73.48	72.79	80.97
9	Andrian MARDARE	MDA	20 Jun 95	2	80.18	78.68	76.80	80.18
10	Rolands ŠTROBINDERS	LAT	14 Apr 92	1	79.68	78.22	79.68	79.28
11	Chao-Tsun CHENG	TPE	17 Oct 93	10	77.87	76.58	X	77.87
12	Ryohei ARAI	JPN	23 Jun 91	12	77.38	X	77.38	74.77
13	Tanel LAANMÄE	EST	29 Sep 89	16	76.41	76.41	73.84	X
14	Vítězslav VESELÝ	CZE	27 Feb 83	9	75.50	75.50	X	X
15	Pavel MIALESHKA	BLR	24 Nov 92	5	75.33	75.33	X	X
	Edis MATUSEVICIUS	LTU	30 Jun 96	4	NM	X	X	X

Group B

10 August 2017 20:34 START TIME 20° C 49% HUMIDITY
21:11 END TIME 19° C 52%

PLACE	NAME	COUNTRY	DATE OF BIRTH	ORDER	RESULT	1	2	3
1	Petr FRYDRYCH	CZE	13 Jan 88	3	86.22 Q SB	86.22		
2	Keshorn WALCOTT	TTO	2 Apr 93	8	86.01 Q	86.01		
3	Andreas HOFMANN	GER	16 Dec 91	14	85.62 Q	82.35	85.62	
4	Ioánnis KIRIAZÍS	GRE	19 Jan 96	11	84.60 Q	84.60		
5	Davinder SINGH	IND	18 Dec 88	16	84.22 Q	82.22	82.14	84.22
6	Thomas RÖHLER	GER	30 Sep 91	7	83.87 Q	80.88	83.87	
7	Jakub VADLEJCH	CZE	10 Oct 90	10	83.87 Q	83.87		
8	Magnus KIRT	EST	10 Apr 90	6	83.86 Q	83.86		
9	Cyrus HOSTETLER	USA	8 Aug 86	4	79.71	77.51	75.79	79.71
10	Anderson PETERS	GRN	21 Oct 97	12	78.99	70.49	78.99	78.82
11	Norbert RIVASZ-TÓTH	HUN	6 May 96	15	78.76	78.76	74.37	74.22
12	Ben LANGTON-BURNELL	NZL	10 Jul 92	5	76.46	76.46	73.47	74.46
13	Braian TOLEDO	ARG	8 Sep 93	2	75.29	75.24	X	75.29
14	Alexandru NOVAC	ROU	24 Mar 97	13	74.67	74.67	X	X
15	Rocco VAN ROOYEN	RSA	23 Dec 92	9	74.02	73.93	74.02	70.27
16	Waruna RANKOTH PEDIGE	SRI	14 May 88	1	73.16	73.16	X	X

RESULTS
Javelin Throw Men - Qualification

ALL-TIME OUTDOOR TOP LIST				SEASON OUTDOOR TOP LIST			
RESULT	NAME	VENUE	DATE	RESULT	NAME	VENUE	2017
98.48	Jan ZELEZNY (CZE)	Jena (Abbe Sport Ground)	25 May 96	94.44	Johannes VETTER (GER)	Luzern (Stadion Allmend)	11 Jul
94.44	Johannes VETTER (GER)	Luzern (Stadion Allmend)	11 Jul 17	93.90	Thomas RÖHLER (GER)	Doha (Hamad Bin Suhaim)	5 May
93.90	Thomas RÖHLER (GER)	Doha (Hamad Bin Suhaim)	5 May 17	88.79	Andreas HOFMANN (GER)	Offenburg	13 May
93.09	Aki PARVIAINEN (FIN)	Kuortane	26 Jun 99	88.27	Tero PITKÄMÄKI (FIN)	Vaasa	25 Jun
92.72	Julius YEGO (KEN)	Beijing (National Stadium)	26 Aug 15	88.09	Marcin KRUKOWSKI (POL)	Bialystok	21 Jul
92.61	Serqey MAKAROV (RUS)	Sheffield	30 Jun 02	88.02	Jakub VADLEJCH (CZE)	Paris (Stade Charléty)	1 Jul
92.60	Raymond HECHT (GER)	Oslo	21 Jul 95	88.01	Ioánnis KIRIAZÍS (GRE)	Austin (Myers Stadium), TX	31 Mar
91.69	Konstadínós GATSIOÚDIS (GRE)	Kuortane	24 Jun 00	87.97	Julius YEGO (KEN)	Nairobi (Nyayo Stadium)	24 Jun
91.59	Andreas THORKILDSEN (NOR)	Oslo	2 Jun 06	86.92	Chao-Tsun CHENG (TPE)	Jiaying	27 Apr
91.53	Tero PITKÄMÄKI (FIN)	Kuortane	26 Jun 05	86.71	Lars HAMANN (GER)	Offenburg	13 May

RESULTS



20 Kilometres Race Walk Men - Final

RECORDS	RESULT	NAME	COUNTRY	AGE	VENUE	DATE
World Record WR	1:16:36	Yusuke SUZUKI	JPN	27	Nomi, JPN	15 Mar 2015
Championships Record CR	1:17:21	Jefferson PÉREZ	ECU	29	Paris Saint-Denis (Stade de France)	23 Aug 2003
World Leading WL	1:17:54	Kaihua WANG	CHN	23	Huangshan	4 Mar 2017
Area Record AR		National Record NR		Personal Best PB		Season Best SB

13 August 2017 14:19 START TIME 20° C 40 %
 TEMPERATURE HUMIDITY
 15:51 END TIME 20° C 40 %

PLACE	NAME	COUNTRY	DATE OF BIRTH	RESULT	RECORDS	RED CARDS
1	Eider ARÉVALO	COL	9 Mar 93	1:18:53	NR	
2	Sergei SHIROBOKOV	ANA	11 Feb 99	1:18:55		+ 2
3	Caio BONFIM	BRA	19 Mar 91	1:19:04	NR	+ 11 ~
4	Lebogang SHANGE	RSA	1 Aug 90	1:19:18	NR	+ 25 >
5	Christopher LINKE	GER	24 Oct 88	1:19:21		+ 28 ~ ~
6	Dane BIRD-SMITH	AUS	15 Jul 92	1:19:28	PB	+ 35 > >
7	Kaihua WANG	CHN	16 Feb 94	1:19:30		+ 37
8	Álvaro MARTÍN	ESP	18 Jun 94	1:19:41	SB	+ 48 ~ ~
9	Alberto AMEZCUA	ESP	10 May 92	1:19:46	PB	+ 53
10	Miguel Ángel LÓPEZ	ESP	3 Jul 88	1:19:57	SB	+ 1:04
11	Isamu FUJISAWA	JPN	12 Oct 87	1:20:04		+ 1:11 ~
12	Artur BRZOZOWSKI	POL	29 Mar 85	1:20:33	PB	+ 1:40 >
13	Diego GARCÍA	ESP	19 Jan 96	1:20:34	PB	+ 1:41
14	Eiki TAKAHASHI	JPN	19 Nov 92	1:20:36		+ 1:43
15	Nils BREMBACH	GER	23 Feb 93	1:20:42	PB	+ 1:49 ~
16	Giorgio RUBINO	ITA	15 Apr 86	1:20:47	SB	+ 1:54
17	Hagen POHLE	GER	5 Mar 92	1:20:53	SB	+ 2:00
18	Brian PINTADO	ECU	29 Jul 95	1:21:17	PB	+ 2:24 ~
19	Xiangqian JIN	CHN	18 Mar 97	1:21:24		+ 2:31 ~ ~
20	Damian BLOCKI	POL	28 Apr 89	1:21:29	PB	+ 2:36 ~ ~
21	Erick BARRONDO	GUA	14 Jun 91	1:21:34	SB	+ 2:41 ~
22	Aliaksandr LIAKHOVICH	BLR	4 Jul 89	1:21:39		+ 2:46 ~
23	Irfan KOLOTHUM THODI	IND	8 Feb 90	1:21:40		+ 2:47 ~
24	Kevin CAMPION	FRA	23 May 88	1:21:46		+ 2:53 ~
25	Francesco FORTUNATO	ITA	13 Dec 94	1:22:01	PB	+ 3:08 >
26	Hyunsub KIM	KOR	31 May 85	1:22:08		+ 3:15 ~
27	Ruslan DMYTRENKO	UKR	22 Mar 86	1:22:26	SB	+ 3:33
28	Mauricio ARTEAGA	ECU	8 Aug 88	1:22:28	SB	+ 3:35 >
29	Marius ŽIUKAS	LTU	29 Jun 85	1:22:38		+ 3:45
30	Samuel Ireri GATHIMBA	KEN	26 Oct 87	1:22:52	SB	+ 3:59 > ~
31	Byeongkwang CHOE	KOR	7 Apr 91	1:22:54	SB	+ 4:01
32	Ivan LOSEV	UKR	26 Jan 86	1:23:03	SB	+ 4:10
33	César Augusto RODRÍGUEZ	PER	26 Jun 97	1:23:05	PB	+ 4:12 ~ ~
34	Rui WANG	CHN	6 Jan 96	1:23:09		+ 4:16
35	Jesús Tadeo VEGA	MEX	23 May 94	1:23:10	SB	+ 4:17
36	Georgiy SHEIKO	KAZ	24 Aug 89	1:23:11		+ 4:18
37	Perseus KARLSTRÖM	SWE	2 May 90	1:23:36		+ 4:43
38	Daisuke MATSUNAGA	JPN	24 Mar 95	1:23:39		+ 4:46 ~
39	Yerko ARAYA	CHI	14 Feb 86	1:23:46		+ 4:53 ~ ~
40	José Alejandro BARRONDO	GUA	16 Sep 96	1:23:47		+ 4:54
41	Callum WILKINSON	GBR	14 Mar 97	1:23:54		+ 5:01 ~ ~
42	Aléxandros PAPANICHAÍL	GRE	18 Sep 88	1:23:56		+ 5:03
43	Pedro Daniel GÓMEZ	MEX	31 Dec 90	1:24:11		+ 5:18

RESULTS
20 Kilometres Race Walk Men

44	Anatole IBANEZ	SWE	14 Nov 85	1:24:23	SB	+ 5:30	>
45	Ersin TACIR	TUR	1 Apr 85	1:24:43		+ 5:50	>
46	Juan Manuel CANO	ARG	12 Dec 87	1:24:49		+ 5:56	~
47	Manuel Esteban SOTO	COL	28 Jan 94	1:24:56		+ 6:03	
48	Matteo GIUPPONI	ITA	8 Oct 88	1:25:20	SB	+ 6:27	~
49	Dzmitry DZIUBIN	BLR	12 Jul 90	1:25:41		+ 6:48	
50	Singh DEVENDER	IND	5 Dec 83	1:25:47		+ 6:54	~
51	Benjamin THORNE	CAN	19 Mar 93	1:26:56		+ 8:03	
52	José María RAYMUNDO	GUA	1 Sep 93	1:27:09		+ 8:16	
53	Jakub JELONEK	POL	7 Jul 85	1:27:43		+ 8:50	> ~
54	Ganapathi KRISHNAN	IND	29 Jun 89	1:28:32		+ 9:39	~ ~
55	Serhiy BUDZA	UKR	6 Dec 84	1:29:25		+ 10:32	~
56	Rhydian COWLEY	AUS	4 Jan 91	1:30:40		+ 11:47	
57	Daeho KIM	KOR	30 Apr 88	1:30:41		+ 11:48	~ ~
58	Mert ATLI	TUR	23 Jul 93	1:31:26		+ 12:33	>
	Salih KORKMAZ	TUR	1 Jan 97	DNF			
	Eder SANCHEZ	MEX	21 May 86	DNF			
	Simon WACHIRA	KEN	6 May 84	DNF			
	Tom BOSWORTH	GBR	17 Jan 90	DQ 230.6(a)			~ ~ ~
	Richard VARGAS	VEN	28 Dec 94	DQ 230.6(a)			> > ~
	Alex WRIGHT	IRL	19 Dec 90	DQ 230.6(a)			~ ~ ~

NOTE IAAF Rule 230.6(a) - Repeated failure to comply with the definition of Race Walking

INTERMEDIATE TIMES	5 KM	380 Kaihua WANG	19:54
	10 KM	350 Christopher LINKE	39:48
	15 KM	350 Eider ARÉVALO	1:03:32

ALL-TIME OUTDOOR TOP LIST				SEASON OUTDOOR TOP LIST			
RESULT	NAME	VENUE	DATE	RESULT	NAME	VENUE	2017
1:16:36	Yusuke SUZUKI (JPN)	Nomi, JPN	15 Mar 15	1:17:54	Kaihua WANG (CHN)	Huangshan	4 Mar
1:16:43	Sergey MOROZOV (RUS)	Saransk	8 Jun 08	1:18:18	Eiki TAKAHASHI (JPN)	Kobe	19 Feb
1:17:02	Yohann DINIZ (FRA)	Arles	8 Mar 15	1:18:23	Isamu FUJISAWA (JPN)	Kobe	19 Feb
1:17:16	Vladimir KANAYKIN (RUS)	Saransk	29 Sep 07	1:18:25	Sergei SHIROBOKOV (RUS)	Sochi	18 Feb
1:17:21	Jefferson PÉREZ (ECU) ris Saint-Denis (Stade de France)		23 Aug 03	1:18:52	Sergey BAKULIN (RUS)	Sochi	18 Feb
1:17:22	Francisco Javier FERNÁNDEZ (ESP)	Turku	28 Apr 02	1:18:53	Eider ARÉVALO (COL)	London	13 Aug
1:17:23	Vladimir STANKIN (RUS)	Adler	8 Feb 04	1:18:59	Christopher LINKE (GER)	Podébrady	8 Apr
1:17:33	Nathan DEAKES (AUS)	Cixi	23 Apr 05	1:19:03	Toshikazu YAMANISHI (JPN)	Kobe	19 Feb
1:17:36	Zhen WANG (CHN)	Taicang	30 Mar 12	1:19:04	Caio BONFIM (BRA)	London	13 Aug
1:17:38	Valeriy BORCHIN (RUS)	Adler	28 Feb 09	1:19:12	Xianqqian JIN (CHN)	Huangshan	4 Mar

RACE ANALYSIS



20 Kilometres Race Walk Men - Final

13 August 2017 14:19 START TIME 20° C 40 %
TEMPERATURE HUMIDITY
15:51 END TIME 20° C 40 %

PLACE	BIB	NAME	COUNTRY	DATE OF BIRTH	RESULT	RED CARDS
		5 KM				
		10 KM				
		15 KM				
1		Eider ARÉVALO	COL	9 Mar 93	1:18:53 NR	
	19:56 (13)	39:50 (9)	59:33 (3)			
		19:54 (3)	19:43 (3)	19:20 (1)		
2		Sergei SHIROBOKOV	ANA	11 Feb 99	1:18:55	+ 2
	19:55 (10)	39:50 (5)	59:33 (4)			
		19:55 (4)	19:43 (3)	19:22 (2)		
3		Caio BONFIM	BRA	19 Mar 91	1:19:04 NR	+ 11 ~
	20:01 (25)	39:51 (14)	59:33 (5)			
		19:50 (1)	19:42 (2)	19:31 (4)		
4		Lebogang SHANGE	RSA	1 Aug 90	1:19:18 NR	+ 25 >
	20:01 (27)	40:13 (20)	59:50 (12)			
		20:12 (19)	19:37 (1)	19:28 (3)		
5		Christopher LINKE	GER	24 Oct 88	1:19:21	+ 28 ~ ~
	19:55 (7)	39:50 (2)	59:33 (2)			
		19:55 (4)	19:43 (3)	19:48 (5)		
6		Dane BIRD-SMITH	AUS	15 Jul 92	1:19:28 PB	+ 35 > >
	19:55 (5)	39:50 (7)	59:34 (7)			
		19:55 (4)	19:44 (7)	19:54 (9)		
7		Kaihua WANG	CHN	16 Feb 94	1:19:30	+ 37
	19:54 (1)	39:50 (4)	59:33 (1)			
		19:56 (11)	19:43 (3)	19:57 (10)		
8		Álvaro MARTÍN	ESP	18 Jun 94	1:19:41 SB	+ 48 ~ ~
	19:55 (6)	39:50 (8)	59:34 (8)			
		19:55 (4)	19:44 (7)	20:07 (14)		
9		Alberto AMEZCUA	ESP	10 May 92	1:19:46 PB	+ 53
	20:04 (30)	40:09 (18)	59:57 (13)			
		20:05 (18)	19:48 (10)	19:49 (6)		
10		Miguel Ángel LÓPEZ	ESP	3 Jul 88	1:19:57 SB	+ 1:04
	19:55 (11)	39:51 (12)	59:48 (10)			
		19:56 (11)	19:57 (11)	20:09 (15)		
11		Isamu FUJISAWA	JPN	12 Oct 87	1:20:04	+ 1:11 ~
	19:55 (9)	39:48 (1)	59:33 (6)			
		19:53 (2)	19:45 (9)	20:31 (18)		
12		Artur BRZozowski	POL	29 Mar 85	1:20:33 PB	+ 1:40 >
	20:15 (36)	40:27 (24)	1:00:44 (18)			
		20:12 (19)	20:17 (20)	19:49 (6)		
13		Diego GARCÍA	ESP	19 Jan 96	1:20:34 PB	+ 1:41
	20:04 (31)	40:16 (21)	1:00:31 (15)			
		20:12 (19)	20:15 (18)	20:03 (12)		
14		Eiki TAKAHASHI	JPN	19 Nov 92	1:20:36	+ 1:43
	19:56 (14)	39:51 (11)	59:50 (11)			
		19:55 (4)	19:59 (13)	20:46 (24)		
15		Nils BREMBACH	GER	23 Feb 93	1:20:42 PB	+ 1:49 ~
	20:24 (42)	40:44 (35)	1:00:49 (22)			
		20:20 (27)	20:05 (14)	19:53 (8)		
16		Giorgio RUBINO	ITA	15 Apr 86	1:20:47 SB	+ 1:54
	20:24 (40)	40:44 (30)	1:00:49 (20)			
		20:20 (27)	20:05 (14)	19:58 (11)		



RACE ANALYSIS
20 Kilometres Race Walk Men

PLACE	BIB	NAME	COUNTRY	DATE of BIRTH	RESULT	RED CARDS
		5 KM				
		10 KM				
		15 KM				
17		Hagen POHLE	GER	5 Mar 92	1:20:53 SB	+ 2:00
	20:24 (41)	40:44 (32)	1:00:49 (21)			
		20:20 (27)	20:05 (14)	20:04 (13)		
18		Brian PINTADO	ECU	29 Jul 95	1:21:17 PB	+ 2:24 ~
	20:25 (44)	40:44 (37)	1:00:49 (23)			
		20:19 (24)	20:05 (14)	20:28 (17)		
19		Xiangqian JIN	CHN	18 Mar 97	1:21:24	+ 2:31 ~ ~
	19:56 (12)	40:30 (26)	1:00:48 (19)			
		20:34 (37)	20:18 (21)	20:36 (21)		
20		Damian BLOCKI	POL	28 Apr 89	1:21:29 PB	+ 2:36 ~ ~
	20:14 (35)	40:27 (23)	1:00:58 (24)			
		20:13 (22)	20:31 (26)	20:31 (18)		
21		Erick BARRONDO	GUA	14 Jun 91	1:21:34 SB	+ 2:41 ~
	20:15 (37)	40:44 (34)	1:00:59 (25)			
		20:29 (34)	20:15 (18)	20:35 (20)		
22		Aliaksandr LIAKHOVICH	BLR	4 Jul 89	1:21:39	+ 2:46 ~
	20:27 (49)	40:46 (39)	1:01:14 (28)			
		20:19 (24)	20:28 (25)	20:25 (16)		
23		Irfan KOLOTHUM THODI	IND	8 Feb 90	1:21:40	+ 2:47 ~
	19:56 (16)	39:51 (13)	1:00:09 (14)			
		19:55 (4)	20:18 (21)	21:31 (38)		
24		Kevin CAMPION	FRA	23 May 88	1:21:46	+ 2:53 ~
	19:54 (4)	39:50 (10)	1:00:31 (16)			
		19:56 (11)	20:41 (28)	21:15 (28)		
25		Francesco FORTUNATO	ITA	13 Dec 94	1:22:01 PB	+ 3:08 >
	20:25 (45)	40:50 (42)	1:01:24 (30)			
		20:25 (31)	20:34 (27)	20:37 (22)		
26		Hyunsub KIM	KOR	31 May 85	1:22:08	+ 3:15 ~
	19:57 (18)	39:55 (17)	1:00:41 (17)			
		19:58 (16)	20:46 (29)	21:27 (34)		
27		Ruslan DMYTRENKO	UKR	22 Mar 86	1:22:26 SB	+ 3:33
	19:58 (21)	40:28 (25)	1:01:34 (33)			
		20:30 (36)	21:06 (38)	20:52 (25)		
28		Mauricio ARTEAGA	ECU	8 Aug 88	1:22:28 SB	+ 3:35 >
	20:24 (39)	40:44 (31)	1:01:09 (27)			
		20:20 (27)	20:25 (23)	21:19 (29)		
29		Marius ŽIUKAS	LTU	29 Jun 85	1:22:38	+ 3:45
	20:25 (46)	40:52 (43)	1:01:44 (38)			
		20:27 (33)	20:52 (32)	20:54 (26)		
30		Samuel Ireri GATHIMBA	KEN	26 Oct 87	1:22:52 SB	+ 3:59 > ~
	20:02 (29)	40:58 (44)	1:01:25 (31)			
		20:56 (51)	20:27 (24)	21:27 (34)		
31		Byeongkwang CHOE	KOR	7 Apr 91	1:22:54 SB	+ 4:01
	20:28 (55)	41:23 (53)	1:02:12 (42)			
		20:55 (50)	20:49 (30)	20:42 (23)		
32		Ivan LOSEV	UKR	26 Jan 86	1:23:03 SB	+ 4:10
	20:26 (47)	40:45 (38)	1:01:38 (34)			
		20:19 (24)	20:53 (33)	21:25 (31)		
33		César Augusto RODRÍGUEZ	PER	26 Jun 97	1:23:05 PB	+ 4:12 ~ ~
	20:02 (28)	40:47 (41)	1:01:40 (35)			
		20:45 (46)	20:53 (33)	21:25 (31)		
34		Rui WANG	CHN	6 Jan 96	1:23:09	+ 4:16
	19:59 (23)	40:44 (36)	1:01:44 (37)			
		20:45 (46)	21:00 (36)	21:25 (31)		



RACE ANALYSIS
20 Kilometres Race Walk Men

PLACE	BIB	NAME	COUNTRY	DATE of BIRTH	RESULT	RED CARDS
		5 KM				
		10 KM				
		15 KM				
35		Jesús Tadeo VEGA	MEX	23 May 94	1:23:10 SB	+ 4:17
	20:01 (26)	40:44 (33) 1:01:34 (32)				
		20:43 (45) 20:50 (31) 21:36 (39)				
36		Georgiy SHEIKO	KAZ	24 Aug 89	1:23:11	+ 4:18
	20:27 (50)	41:07 (47) 1:02:05 (41)				
		20:40 (43) 20:58 (35) 21:06 (27)				
37		Perseus KARLSTRÖM	SWE	2 May 90	1:23:36	+ 4:43
	19:54 (2)	39:53 (16) 1:01:05 (26)				
		19:59 (17) 21:12 (41) 22:31 (48)				
38		Daisuke MATSUNAGA	JPN	24 Mar 95	1:23:39	+ 4:46 ~
	19:55 (8)	39:50 (6) 59:47 (9)				
		19:55 (4) 19:57 (11) 23:52 (55)				
39		Yerko ARAYA	CHI	14 Feb 86	1:23:46	+ 4:53 ~ ~
	19:57 (20)	40:34 (29) 1:02:22 (45)				
		20:37 (41) 21:48 (50) 21:24 (30)				
40		José Alejandro BARRONDO	GUA	16 Sep 96	1:23:47	+ 4:54
	20:15 (38)	41:04 (46) 1:02:20 (44)				
		20:49 (49) 21:16 (42) 21:27 (34)				
41		Callum WILKINSON	GBR	14 Mar 97	1:23:54	+ 5:01 ~ ~
	20:10 (33)	40:46 (40) 1:01:54 (39)				
		20:36 (39) 21:08 (39) 22:00 (43)				
42		Aléxandros PAMICHÁIL	GRE	18 Sep 88	1:23:56	+ 5:03
	20:36 (57)	41:23 (52) 1:02:27 (46)				
		20:47 (48) 21:04 (37) 21:29 (37)				
43		Pedro Daniel GÓMEZ	MEX	31 Dec 90	1:24:11	+ 5:18
	19:56 (17)	40:12 (19) 1:01:55 (40)				
		20:16 (23) 21:43 (48) 22:16 (47)				
44		Anatole IBAÑEZ	SWE	14 Nov 85	1:24:23 SB	+ 5:30 >
	20:27 (48)	41:09 (49) 1:02:28 (47)				
		20:42 (44) 21:19 (43) 21:55 (42)				
45		Ersin TACIR	TUR	1 Apr 85	1:24:43	+ 5:50 >
	19:59 (24)	40:33 (27) 1:01:43 (36)				
		20:34 (37) 21:10 (40) 23:00 (49)				
46		Juan Manuel CANO	ARG	12 Dec 87	1:24:49	+ 5:56 ~
	20:28 (52)	41:07 (48) 1:02:42 (49)				
		20:39 (42) 21:35 (45) 22:07 (45)				
47		Manuel Esteban SOTO	COL	28 Jan 94	1:24:56	+ 6:03
	19:56 (15)	39:52 (15) 1:01:20 (29)				
		19:56 (11) 21:28 (44) 23:36 (53)				
48		Matteo GIUPPONI	ITA	8 Oct 88	1:25:20 SB	+ 6:27 ~
	20:28 (51)	41:40 (54) 1:03:31 (51)				
		21:12 (53) 21:51 (51) 21:49 (40)				
49		Dzmitry DZIUBIN	BLR	12 Jul 90	1:25:41	+ 6:48
	20:24 (43)	41:00 (45) 1:02:40 (48)				
		20:36 (39) 21:40 (47) 23:01 (50)				
50		Singh DEVENDER	IND	5 Dec 83	1:25:47	+ 6:54 ~
	20:04 (32)	40:33 (28) 1:02:19 (43)				
		20:29 (34) 21:46 (49) 23:28 (51)				
51		Benjamin THORNE	CAN	19 Mar 93	1:26:56	+ 8:03
	20:28 (54)	42:23 (57) 1:05:07 (54)				
		21:55 (59) 22:44 (53) 21:49 (40)				
52		José María RAYMUNDO	GUA	1 Sep 93	1:27:09	+ 8:16
	20:28 (53)	42:05 (55) 1:05:03 (53)				
		21:37 (56) 22:58 (55) 22:06 (44)				



RACE ANALYSIS
20 Kilometres Race Walk Men

PLACE	BIB	NAME	COUNTRY	DATE of BIRTH	RESULT	RED CARDS
	5 KM	10 KM	15 KM			
53	Jakub JELONEK		POL	7 Jul 85	1:27:43	+ 8:50 > ~
	21:09 (62)	43:24 (61) 22:15 (62)	1:05:36 (56) 22:12 (52)	22:07 (45)		
54	Ganapathi KRISHNAN		IND	29 Jun 89	1:28:32	+ 9:39 ~ ~
	19:58 (22)	41:23 (51) 21:25 (54)	1:04:08 (52) 22:45 (54)	24:24 (58)		
55	Serhiy BUDZA		UKR	6 Dec 84	1:29:25	+ 10:32 ~
	20:37 (58)	42:23 (58) 21:46 (57)	1:05:26 (55) 23:03 (56)	23:59 (56)		
56	Rhydian COWLEY		AUS	4 Jan 91	1:30:40	+ 11:47
	20:44 (60)	42:34 (59) 21:50 (58)	1:07:09 (58) 24:35 (59)	23:31 (52)		
57	Daeho KIM		KOR	30 Apr 88	1:30:41	+ 11:48 ~ ~
	20:46 (61)	42:57 (60) 22:11 (61)	1:06:38 (57) 23:41 (57)	24:03 (57)		
58	Mert ATLI		TUR	23 Jul 93	1:31:26	+ 12:33 >
	21:23 (63)	43:27 (62) 22:04 (60)	1:07:36 (59) 24:09 (58)	23:50 (54)		
	Eder SÁNCHEZ		MEX	21 May 86	DNF	
	20:39 (59)	42:13 (56) 21:34 (55)				
	Simon WACHIRA		KEN	6 May 84	DNF	
	20:29 (56)					
	Salih KORKMAZ		TUR	1 Jan 97	DNF	
	Richard VARGAS		VEN	28 Dec 94	DQ	230.6(a) > > ~
	20:11 (34)	41:11 (50) 21:00 (52)	1:02:49 (50) 21:38 (46)			
	Tom BOSWORTH		GBR	17 Jan 90	DQ	230.6(a) ~ ~ ~
	19:54 (3)	39:50 (3) 19:56 (11)				
	Alex WRIGHT		IRL	19 Dec 90	DQ	230.6(a) ~ ~ ~
	19:57 (19)	40:23 (22) 20:26 (32)				

NOTE IAAF Rule 230.6(a) - Repeated failure to comply with the definition of Race Walking



RESULTS



50 Kilometres Race Walk Men - Final

RECORDS	RESULT NAME	COUNTRY	AGE	VENUE	DATE
World Record WR	3:32:33 Yohann DINIZ	FRA	36	Zürich (Letzigrund)	15 Aug 2014
Championships Record CR	3:33:12 Yohann DINIZ	FRA	39	London	13 Aug 2017
World Leading WL	3:33:12 Yohann DINIZ	FRA	39	London	13 Aug 2017
Area Record AR	National Record NR	Personal Best PB	Season Best SB		

13 August 2017 07:46 START TIME 14° C TEMPERATURE 72 % HUMIDITY
12:07 END TIME 15° C 67 %

PLACE	NAME	COUNTRY	DATE OF BIRTH	RESULT	RECORDS	RED CARDS
1	Yohann DINIZ	FRA	1 Jan 78	3:33:12	CR	>
2	Hirooki ARAI	JPN	18 May 88	3:41:17	SB	+ 8:05
3	Kai KOBAYASHI	JPN	28 Feb 93	3:41:19	PB	+ 8:07 ~
4	Igor GLAVAN	UKR	25 Sep 90	3:41:42	SB	+ 8:30
5	Satoshi MARUO	JPN	28 Nov 91	3:43:03	PB	+ 9:51 ~
6	Máté HELEBRAND	HUN	12 Jan 89	3:43:56	NR	+ 10:44 ~
7	Rafal AUGUSTYN	POL	14 May 84	3:44:18	SB	+ 11:06 >
8	Robert HEFFERNAN	IRL	28 Feb 78	3:44:41	SB	+ 11:29
9	Marco DE LUCA	ITA	12 May 81	3:45:02	SB	+ 11:50 ~
10	Carl DOHMANN	GER	18 May 90	3:45:21	PB	+ 12:09
11	João VIEIRA	POR	20 Feb 76	3:45:28	SB	+ 12:16
12	Quentin REW	NZL	16 Jul 84	3:46:29	NR	+ 13:17 > ~
13	Karl JUNGHANNß	GER	6 Apr 96	3:47:01	PB	+ 13:49 >
14	Aleksi OJALA	FIN	9 Dec 92	3:47:20	SB	+ 14:08
15	Evan DUNFEE	CAN	28 Sep 90	3:47:36		+ 14:24 >
16	Horacio NAVA	MEX	20 Jan 82	3:47:53	SB	+ 14:41 >
17	José Ignacio DÍAZ	ESP	22 Nov 79	3:48:08	PB	+ 14:56
18	Claudio VILLANUEVA	ECU	3 Aug 88	3:49:27	PB	+ 16:15
19	Ivan BANZERUK	UKR	9 Feb 90	3:49:49		+ 16:37
20	Jorge Armando RUIZ	COL	17 May 89	3:50:37	PB	+ 17:25 >
21	José Leyver OJEDA	MEX	12 Nov 85	3:51:17		+ 18:05
22	Rafal FEDACZYNSKI	POL	3 Dec 80	3:52:11		+ 18:59
23	Jarkko KINNUNEN	FIN	19 Jan 84	3:55:44	SB	+ 22:32
24	Adrian BLOCKI	POL	11 Apr 90	3:55:49		+ 22:37 > ~
25	Mathieu BILODEAU	CAN	27 Nov 83	3:56:54	SB	+ 23:42
26	Francisco ARCILLA	ESP	14 Jan 84	3:57:27		+ 24:15
27	Marian ZAKALNYTSTYI	UKR	19 Aug 94	3:57:29		+ 24:17 ~
28	Anders HANSSON	SWE	10 Mar 92	3:58:00	PB	+ 24:48 >
29	Chilsung PARK	KOR	8 Jul 82	3:59:46	SB	+ 26:34 ~
30	Wenbin NIU	CHN	20 Jan 91	4:01:35		+ 28:23
31	Narcis Stefan MIHAILA	ROU	4 Aug 87	4:02:27	PB	+ 29:15
32	Pedro ISIDRO	POR	17 Jul 85	4:02:30		+ 29:18
33	Ronal QUISPE	BOL	5 Mar 88	4:08:22	SB	+ 35:10
	Michele ANTONELLI	ITA	23 May 94	DNF		> >
	Luis Fernando LÓPEZ	COL	3 Jun 79	DNF		
	Dušan MAJDAN	SVK	8 Sep 87	DNF		
	Artur MASTIANICA	LTU	30 Jul 92	DNF		
	Iván PAJUELO	ESP	27 Aug 93	DNF		
	Wei YU	CHN	11 Sep 87	DNF		
	Edward ARAYA	CHI	14 Feb 86	DQ 230.6(a)		> > >
	Andrés CHOCHO	ECU	4 Nov 83	DQ 230.6(a)		> ~ ~
	Alejandro Francisco FLOREZ	SUI	11 May 71	DQ 230.6(a)		~ > >
	Håvard HAUKENES	NOR	22 Apr 90	DQ 230.6(a)		~ > >

RESULTS
50 Kilometres Race Walk Men

Dominic KING	GBR	30 May 83	DQ 230.6(a)	> > >
Veli-Matti PARTANEN	FIN	28 Oct 91	DQ 230.6(a)	~ ~ ~
Florin Alin STIRBU	ROU	21 Apr 92	DQ 230.6(a)	> > >
Qianlong WU	CHN	30 Jan 90	DQ 230.6(a)	> > >
Omar ZEPEDA	MEX	8 Jun 77	DQ 230.6(a)	> > ~
Brendan BOYCE	IRL	15 Oct 86	DNS	

NOTE IAAF Rule 230.6(a) - Repeated failure to comply with the definition of Race Walking

INTERMEDIATE TIMES	5 KM	418 Horacio NAVA	22:46
	10 KM	418 Yohann DINIZ	1:01:51
	15 KM	418 Yohann DINIZ	1:06:02
	20 KM	418 Yohann DINIZ	1:27:18
	25 KM	418 Yohann DINIZ	1:48:24
	30 KM	418 Yohann DINIZ	2:09:51
	35 KM	418 Yohann DINIZ	2:30:58
	40 KM	418 Yohann DINIZ	2:51:31
	45 KM	418 Yohann DINIZ	3:12:39

ALL-TIME OUTDOOR TOP LIST				SEASON OUTDOOR TOP LIST			
RESULT	NAME	VENUE	DATE	RESULT	NAME	VENUE	2017
3:32:33	Yohann DINIZ (FRA)	Zürich (Letzigrund)	15 Aug 14	3:33:12	Yohann DINIZ (FRA)	London	13 Aug
3:34:14	Denis NIZHEGORODOV (RUS)	Cheboksary	11 May 08	3:41:17	Hirooki ARAI (JPN)	London	13 Aug
3:34:38	Matej TÓTH (SVK)	Dudince	21 Mar 15	3:41:19	Kai KOBAYASHI (JPN)	London	13 Aug
3:35:47	Nathan DEAKES (AUS)	Geelong	2 Dec 06	3:41:42	Iqor GLAVAN (UKR)	London	13 Aug
3:36:03	Robert KORZENIOWSKI (POL)	t-Denis (Stade de France)	27 Aug 03	3:43:03	Satoshi MARUO (JPN)	London	13 Aug
3:36:04	Alex SCHWAZER (ITA)	Rosignano Solvay	11 Feb 07	3:43:05	Dementiy CHEPAREV (RUS)	Cheboksary	10 Jun
3:36:06	Chaohong YU (CHN)	Nanjing	22 Oct 05	3:43:40	Håvard HAUKENES (NOR)	Dudince	25 Mar
3:36:13	Chenqianq ZHAO (CHN)	Nanjing	22 Oct 05	3:43:56	Máté HELEBRAND (HUN)	London	13 Aug
3:36:20	Yuchenq HAN (CHN)	Nanning	27 Feb 05	3:44:18	Rafal AUGUSTYN (POL)	London	13 Aug
3:36:42	German SKURYGIN (RUS)	Saint-Denis (Stade de France)	27 Aug 03	3:44:41	Robert HEFFERNAN (IRL)	London	13 Aug

RACE ANALYSIS

50 Kilometres Race Walk Men - Final



13 August 2017 07:46 START TIME 14° C 72 %
TEMPERATURE HUMIDITY
12:07 END TIME 15° C 67 %

PLACE	BIB	NAME	COUNTRY	DATE OF BIRTH	RESULT	RED CARDS							
		5 KM			10 KM	15 KM	20 KM	25 KM	30 KM	35 KM	40 KM	45 KM	
1		Yohann DINIZ	FRA	1 Jan 78	3:33:12 CR								>
		22:46 (1)			44:28 (1)	1:06:02 (1)	1:27:18 (1)	1:48:24 (1)	2:09:51 (1)	2:30:58 (1)	2:51:31 (1)	3:12:39 (1)	20:33 (1)
2		Hirooki ARAI	JPN	18 May 88	3:41:17 SB								+ 8:05
		22:48 (4)			45:24 (4)	1:07:34 (2)	1:29:28 (5)	1:51:24 (7)	2:13:09 (4)	2:35:20 (4)	2:57:14 (2)	3:19:17 (2)	22:00 (5)
3		Kai KOBAYASHI	JPN	28 Feb 93	3:41:19 PB								+ 8:07 ~
		22:49 (11)			45:24 (7)	1:07:35 (7)	1:29:28 (6)	1:51:24 (8)	2:13:10 (8)	2:35:20 (5)	2:57:14 (3)	3:19:17 (3)	22:02 (6)
4		Igor GLAVAN	UKR	25 Sep 90	3:41:42 SB								+ 8:30
		22:50 (18)			45:32 (18)	1:08:11 (19)	1:30:29 (16)	1:52:33 (13)	2:14:41 (13)	2:36:30 (10)	2:58:13 (7)	3:19:53 (4)	21:49 (2)
5		Satoshi MARUO	JPN	28 Nov 91	3:43:03 PB								+ 9:51 ~
		22:51 (21)			45:26 (16)	1:07:38 (11)	1:29:46 (11)	1:51:52 (11)	2:14:18 (10)	2:36:31 (11)	2:58:11 (6)	3:20:18 (5)	22:45 (12)
6		Máté HELEBRAND	HUN	12 Jan 89	3:43:56 NR								+ 10:44 ~
		22:53 (26)			45:32 (21)	1:08:12 (22)	1:30:29 (20)	1:52:33 (14)	2:14:41 (12)	2:36:51 (13)	2:58:48 (11)	3:21:22 (7)	22:34 (11)
7		Rafal AUGUSTYN	POL	14 May 84	3:44:18 SB								+ 11:06 >
		22:49 (9)			45:25 (15)	1:07:52 (16)	1:30:19 (15)	1:52:38 (19)	2:15:01 (20)	2:37:27 (17)	3:00:03 (16)	3:22:29 (12)	21:49 (2)
8		Robert HEFFERNAN	IRL	28 Feb 78	3:44:41 SB								+ 11:29
		22:49 (12)			45:24 (9)	1:07:46 (13)	1:30:16 (13)	1:52:35 (17)	2:15:01 (21)	2:37:29 (18)	2:59:57 (14)	3:22:19 (10)	22:22 (9)
9		Marco DE LUCA	ITA	12 May 81	3:45:02 SB								+ 11:50 ~
		22:49 (10)			45:25 (13)	1:07:47 (14)	1:30:16 (14)	1:52:34 (15)	2:14:42 (14)	2:36:28 (9)	2:58:24 (9)	3:21:05 (6)	23:57 (16)
10		Carl DOHMANN	GER	18 May 90	3:45:21 PB								+ 12:09
		22:53 (28)			45:50 (28)	1:08:36 (27)	1:31:30 (26)	1:54:30 (26)	2:17:04 (23)	2:39:18 (23)	3:01:18 (19)	3:23:19 (15)	22:02 (6)
11		João VIEIRA	POR	20 Feb 76	3:45:28 SB								+ 12:16
		23:22 (33)			46:17 (34)	1:09:08 (31)	1:31:49 (27)	1:54:31 (27)	2:17:05 (24)	2:39:18 (22)	3:01:18 (20)	3:23:20 (16)	22:08 (8)
12		Quentin REW	NZL	16 Jul 84	3:46:29 NR								+ 13:17 > ~
		22:56 (29)			45:50 (27)	1:08:35 (26)	1:31:12 (25)	1:53:53 (24)	2:16:30 (22)	2:39:03 (21)	3:01:30 (21)	3:24:06 (18)	22:23 (10)
13		Karl JUNGHANNB	GER	6 Apr 96	3:47:01 PB								+ 13:49 >
		22:50 (16)			45:32 (19)	1:08:12 (20)	1:30:29 (19)	1:52:38 (20)	2:15:01 (18)	2:37:25 (15)	2:59:57 (15)	3:22:45 (13)	24:16 (18)
14		Aleksi OJALA	FIN	9 Dec 92	3:47:20 SB								+ 14:08
		22:47 (3)			45:23 (3)	1:07:34 (6)	1:29:28 (2)	1:51:23 (3)	2:13:09 (2)	2:35:21 (7)	2:58:19 (8)	3:22:22 (11)	24:58 (25)
15		Evan DUNFEE	CAN	28 Sep 90	3:47:36								+ 14:24 >
		22:49 (7)			45:24 (10)	1:07:36 (10)	1:29:29 (9)	1:51:23 (6)	2:13:10 (6)	2:35:20 (3)	2:57:41 (4)	3:21:49 (8)	25:47 (27)
16		Horacio NAVA	MEX	20 Jan 82	3:47:53 SB								+ 14:41 >
		22:46 (2)			45:09 (2)	1:07:34 (5)	1:29:29 (8)	1:51:48 (10)	2:14:19 (11)	2:36:51 (14)	2:59:38 (12)	3:23:15 (14)	24:38 (22)

RACE ANALYSIS
50 Kilometres Race Walk Men

PLACE	BIB	NAME	COUNTRY							DATE of BIRTH	RESULT	RED CARDS
5 KM	10 KM	15 KM	20 KM	25 KM	30 KM	35 KM	40 KM	45 KM				
17		José Ignacio DÍAZ	ESP							22 Nov 79	3:48:08 PB	+ 14:56
23:22 (34)	46:18 (35) 22:56 (31)	1:09:22 (35) 23:04 (35)	1:32:31 (35) 23:09 (34)	1:55:35 (33) 23:04 (29)	2:18:30 (29) 22:55 (27)	2:41:30 (26) 23:00 (24)	3:03:57 (23) 22:27 (11)	3:26:15 (20) 22:18 (8)	21:53 (4)			
18		Claudio VILLANUEVA	ECU							3 Aug 88	3:49:27 PB	+ 16:15
22:49 (14)	45:25 (12) 22:36 (10)	1:07:36 (9) 22:11 (5)	1:29:28 (3) 21:52 (2)	1:51:23 (2) 21:55 (4)	2:13:10 (5) 21:47 (6)	2:35:19 (2) 22:09 (4)	2:57:47 (5) 22:28 (13)	3:21:56 (9) 24:09 (23)	27:31 (30)			
19		Ivan BANZERUK	UKR							9 Feb 90	3:49:49	+ 16:37
22:50 (19)	45:32 (20) 22:42 (20)	1:08:11 (18) 22:39 (19)	1:30:29 (17) 22:18 (16)	1:52:33 (12) 22:04 (10)	2:14:42 (15) 22:09 (12)	2:36:51 (12) 22:09 (4)	2:59:38 (13) 22:47 (18)	3:23:22 (17) 23:44 (18)	26:27 (29)			
20		Jorge Armando RUIZ	COL							17 May 89	3:50:37 PB	+ 17:25 >
22:50 (20)	45:26 (17) 22:36 (10)	1:08:07 (17) 22:41 (24)	1:31:08 (24) 23:01 (30)	1:54:15 (25) 23:07 (32)	2:17:21 (25) 23:06 (30)	2:40:35 (25) 23:14 (28)	3:03:59 (24) 23:24 (24)	3:27:19 (21) 23:20 (16)	23:18 (14)			
21		José Leyver OJEDA	MEX							12 Nov 85	3:51:17	+ 18:05
22:50 (15)	45:24 (11) 22:34 (3)	1:07:47 (15) 22:23 (14)	1:30:16 (12) 22:29 (19)	1:52:40 (21) 22:24 (22)	2:15:01 (19) 22:21 (15)	2:37:32 (19) 22:31 (20)	3:00:48 (17) 23:16 (22)	3:25:57 (19) 25:09 (28)	25:20 (26)			
22		Rafal FEDACZYNSKI	POL							3 Dec 80	3:52:11	+ 18:59
23:56 (44)	47:40 (43) 23:44 (38)	1:11:08 (44) 23:28 (38)	1:35:11 (43) 24:03 (47)	1:58:03 (35) 22:52 (26)	2:21:00 (33) 22:57 (28)	2:44:08 (31) 23:08 (26)	3:06:36 (29) 23:08 (13)	3:29:01 (22) 22:25 (10)	23:10 (13)			
23		Jarkko KINNUNEN	FIN							19 Jan 84	3:55:44 SB	+ 22:32
23:03 (30)	45:59 (30) 22:56 (31)	1:08:44 (29) 22:45 (26)	1:31:49 (28) 23:05 (31)	1:55:09 (30) 23:20 (34)	2:18:44 (31) 23:35 (34)	2:43:20 (30) 24:36 (36)	3:07:49 (30) 24:29 (32)	3:31:43 (27) 23:54 (20)	24:01 (17)			
24		Adrian BLOCKI	POL							11 Apr 90	3:55:49	+ 22:37 > ~
23:22 (35)	46:11 (32) 22:49 (27)	1:09:00 (30) 22:49 (29)	1:31:55 (29) 22:55 (27)	1:55:08 (29) 23:13 (33)	2:18:33 (30) 23:25 (33)	2:42:14 (29) 23:41 (32)	3:06:14 (28) 24:00 (30)	3:30:57 (24) 24:43 (25)	24:52 (24)			
25		Mathieu BILODEAU	CAN							27 Nov 83	3:56:54 SB	+ 23:42
23:23 (36)	46:16 (33) 22:53 (28)	1:09:09 (32) 22:53 (32)	1:32:05 (30) 22:56 (28)	1:55:00 (28) 22:55 (27)	2:17:35 (26) 22:35 (24)	2:40:20 (24) 22:45 (23)	3:04:34 (25) 24:14 (31)	3:31:02 (25) 26:28 (32)	25:52 (28)			
26		Francisco ARCILLA	ESP							14 Jan 84	3:57:27	+ 24:15
23:30 (40)	47:14 (38) 23:44 (38)	1:11:06 (39) 23:52 (40)	1:34:43 (40) 23:37 (38)	1:58:12 (37) 23:29 (35)	2:21:25 (35) 23:13 (32)	2:44:54 (32) 23:29 (31)	3:08:47 (31) 23:53 (27)	3:32:58 (29) 24:11 (24)	24:29 (20)			
27		Marian ZAKALNYTSTYI	UKR							19 Aug 94	3:57:29	+ 24:17 ~
23:29 (39)	46:30 (37) 23:01 (35)	1:09:24 (37) 22:54 (33)	1:32:29 (33) 23:05 (31)	1:55:33 (32) 23:04 (29)	2:18:30 (28) 22:57 (28)	2:41:32 (27) 23:02 (25)	3:04:49 (26) 23:17 (23)	3:29:37 (23) 24:48 (26)	27:52 (31)			
28		Anders HANSSON	SWE							10 Mar 92	3:58:00 PB	+ 24:48 >
23:29 (37)	47:14 (41) 23:45 (43)	1:11:07 (42) 23:53 (43)	1:34:43 (42) 23:36 (36)	1:58:19 (41) 23:36 (40)	2:22:11 (36) 23:52 (36)	2:46:03 (33) 23:52 (33)	3:09:47 (32) 23:44 (26)	3:33:39 (30) 23:52 (19)	24:21 (19)			
29		Chilsung PARK	KOR							8 Jul 82	3:59:46 SB	+ 26:34 ~
22:53 (27)	45:36 (26) 22:43 (24)	1:08:36 (28) 23:00 (34)	1:32:15 (32) 23:39 (41)	1:56:23 (34) 24:08 (44)	2:20:53 (32) 24:30 (40)	2:46:33 (35) 25:40 (38)	3:10:32 (33) 23:59 (29)	3:35:59 (31) 25:27 (29)	23:47 (15)			
30		Wenbin NIU	CHN							20 Jan 91	4:01:35	+ 28:23
22:51 (22)	45:34 (24) 22:43 (24)	1:08:12 (23) 22:38 (17)	1:30:29 (18) 22:17 (12)	1:52:34 (16) 22:05 (13)	2:14:43 (16) 22:09 (12)	2:37:53 (20) 23:10 (27)	3:02:53 (22) 25:00 (33)	3:32:19 (28) 29:26 (34)	29:16 (33)			
31		Narcis Stefan MIHAILA	ROU							4 Aug 87	4:02:27 PB	+ 29:15
24:01 (46)	47:52 (46) 23:51 (45)	1:11:48 (46) 23:56 (45)	1:35:32 (45) 23:44 (43)	1:59:24 (43) 23:52 (41)	2:23:20 (39) 23:56 (37)	2:47:30 (38) 24:10 (34)	3:12:54 (35) 25:24 (34)	3:37:43 (32) 24:49 (27)	24:44 (23)			
32		Pedro ISIDRO	POR							17 Jul 85	4:02:30	+ 29:18
23:30 (41)	47:14 (39) 23:44 (38)	1:11:06 (40) 23:52 (40)	1:34:43 (37) 23:37 (38)	1:58:12 (36) 23:29 (35)	2:21:24 (34) 23:12 (31)	2:46:08 (34) 24:44 (37)	3:11:55 (34) 25:47 (36)	3:37:55 (33) 26:00 (30)	24:35 (21)			
33		Ronal QUISPE	BOL							5 Mar 88	4:08:22 SB	+ 35:10
23:56 (43)	47:40 (44) 23:44 (38)	1:11:08 (43) 23:28 (38)	1:34:43 (39) 23:35 (35)	1:58:16 (40) 23:33 (39)	2:22:39 (37) 24:23 (39)	2:47:13 (37) 24:34 (35)	3:12:54 (36) 25:41 (35)	3:40:23 (34) 27:29 (33)	27:59 (32)			
		Michele ANTONELLI	ITA							23 May 94	DNF	> >
23:29 (38)	46:30 (36) 23:01 (35)	1:09:22 (36) 22:52 (31)	1:32:29 (34) 23:07 (33)	1:55:33 (31) 23:04 (29)	2:18:25 (27) 22:52 (26)	2:41:43 (28) 23:18 (29)	3:05:41 (27) 23:58 (28)	3:31:42 (26) 26:01 (31)				

RACE ANALYSIS
50 Kilometres Race Walk Men

PLACE	BIB	NAME	COUNTRY	DATE OF BIRTH	RESULT	RED CARDS		
		Luis Fernando LÓPEZ	COL	3 Jun 79	DNF			
22:49 (13)	45:25 (14) 22:36 (10)	1:07:42 (12) 22:17 (11)	1:30:29 (22) 22:47 (25)	1:52:36 (18) 22:07 (15)	2:14:58 (17) 22:22 (16)	2:37:25 (16) 22:27 (18)	3:00:58 (18) 23:33 (25)	
		Wei YU	CHN	11 Sep 87	DNF			
22:49 (6)	45:24 (8) 22:35 (4)	1:07:34 (4) 22:10 (2)	1:29:28 (4) 21:54 (5)	1:51:23 (4) 21:55 (4)	2:13:09 (3) 21:46 (3)	2:35:20 (6) 22:11 (9)	2:58:25 (10) 23:05 (21)	
		Artur MASTIANICA	LTU	30 Jul 92	DNF			
24:05 (48)	48:00 (48) 23:55 (46)	1:12:08 (48) 24:08 (47)	1:36:06 (47) 23:58 (45)	2:00:03 (44) 23:57 (43)	2:23:49 (40) 23:46 (35)	2:50:07 (39) 26:18 (39)		
		Iván PAJUELO	ESP	27 Aug 93	DNF			
23:30 (42)	47:14 (42) 23:44 (38)	1:11:07 (41) 23:53 (43)	1:34:43 (41) 23:36 (36)	1:58:12 (38) 23:29 (35)				
		Dušan MAJDAN	SVK	8 Sep 87	DNF			
24:05 (47)	48:00 (47) 23:55 (46)	1:12:08 (47) 24:08 (47)	1:36:06 (46) 23:58 (45)					
		Andrés CHOCHO	ECU	4 Nov 83	DQ	230.6(a) > ~ ~		
22:49 (8)	45:24 (6) 22:35 (4)	1:07:34 (3) 22:10 (2)	1:29:29 (7) 21:55 (9)	1:51:23 (5) 21:54 (2)	2:13:10 (7) 21:47 (6)	2:35:21 (8) 22:11 (9)		
		Florin Alin STIRBU	ROU	21 Apr 92	DQ	230.6(a) > > >		
24:01 (45)	47:51 (45) 23:50 (44)	1:11:47 (45) 23:56 (45)	1:35:32 (44) 23:45 (44)	1:59:24 (42) 23:52 (41)	2:23:20 (38) 23:56 (37)	2:46:45 (36) 23:25 (30)		
		Håvard HAUKENES	NOR	22 Apr 90	DQ	230.6(a) ~ > >		
22:48 (5)	45:24 (5) 22:36 (10)	1:07:35 (8) 22:11 (5)	1:29:29 (10) 21:54 (5)	1:51:31 (9) 22:02 (9)	2:13:47 (9) 22:16 (14)			
		Alejandro Francisco FLOREZ	SUI	11 May 71	DQ	230.6(a) ~ > >		
23:11 (32)	47:14 (40) 24:03 (48)	1:11:06 (38) 23:52 (40)	1:34:43 (38) 23:37 (38)	1:58:14 (39) 23:31 (38)				
		Veli-Matti PARTANEN	FIN	28 Oct 91	DQ	230.6(a) ~ ~ ~		
22:52 (23)	45:36 (25) 22:44 (26)	1:08:14 (25) 22:38 (17)	1:30:53 (23) 22:39 (23)	1:53:18 (23) 22:25 (23)				
		Omar ZEPEDA	MEX	8 Jun 77	DQ	230.6(a) > > ~		
22:50 (17)	45:32 (22) 22:42 (20)	1:08:12 (21) 22:40 (21)	1:30:29 (21) 22:17 (12)	1:52:40 (22) 22:11 (17)				
		Dominic KING	GBR	30 May 83	DQ	230.6(a) > > >		
22:52 (24)	45:57 (29) 23:05 (37)	1:09:15 (34) 23:18 (37)	1:32:57 (36) 23:42 (42)					
		Qianlong WU	CHN	30 Jan 90	DQ	230.6(a) > > >		
23:03 (31)	46:02 (31) 22:59 (34)	1:09:09 (33) 23:07 (36)	1:32:06 (31) 22:57 (29)					
		Edward ARAYA	CHI	14 Feb 86	DQ	230.6(a) > > >		
22:53 (25)	45:32 (23) 22:39 (18)	1:08:13 (24) 22:41 (24)						
		Brendan BOYCE	IRL	15 Oct 86	DNS			

NOTE IAAF Rule 230.6(a) - Repeated failure to comply with the definition of Race Walking



RESULTS



4 x 100 Metres Relay Men - Final

RECORDS	RESULT	TEAM	COUNTRY	VENUE	DATE
World Record WR	36.84	Jamaica	JAM	London (Olympic Stadium)	11 Aug 2012
Championships Record CR	37.04	Jamaica	JAM	Daegu (DS)	4 Sep 2011
World Leading WL	37.47	Great Britain & N.I.	GBR	London	12 Aug 2017
Area Record AR		National Record NR		Season Best SB	

12 August 2017 22:01 START TIME 21° C TEMPERATURE 49 % HUMIDITY

PLACE	TEAM	BIB	LANE	REACTION	RESULT	Fn
1	GREAT BRITAIN & N.I. Chijindu UJAH Adam GEMILI Daniel TALBOT Nethaneel MITCHELL-BLAKE	GBR	7	0.124	37.47	WL
2	UNITED STATES Mike RODGERS Justin GATLIN Jaylen BACON Christian COLEMAN	USA	4	0.155	37.52	SB
3	JAPAN Shuhei TADA Shota IIZUKA Yoshihide KIRYU Kenji FUJIMITSU	JPN	9	0.173	38.04	SB
4	PR OF CHINA Zhiqiang WU Zhenye XIE Bingtian SU Peimeng ZHANG	CHN	8	0.151	38.34	
5	FRANCE Stuart DUTAMBY Jimmy VICAUT Mickaël-Méba ZÉZÉ Christophe LEMAITRE	FRA	6	0.151	38.48	
6	CANADA Gavin SMELLIE Aaron BROWN Brendon RODNEY Mobolade AJOMALE	CAN	2	0.156	38.59	
7	TURKEY Yigitcan HEKIMOGLU Jak Ali HARVEY Emre Zafer BARNES Ramil GULIYEV	TUR	3	0.151	38.73	
	JAMAICA Omar MCLEOD Julian FORTE Yohan BLAKE Usain BOLT	JAM	5	0.149	DNF	



RESULTS
4 x 100 Metres Relay Men - Final

ALL-TIME OUTDOOR TOP LIST				SEASON OUTDOOR TOP LIST			
RESULT	TEAM	VENUE	DATE	RESULT	TEAM	VENUE	2017
36.84	JAMAICA (JAM)	London (Olympic Stadium)	11 Aug 12	37.47	GREAT BRITAIN & N.I. (GBR)	London	12 Aug
37.38	UNITED STATES (USA)	Nassau (T. Robinson Stadium)	2 May 15	37.52	UNITED STATES (USA)	London	12 Aug
37.47	GREAT BRITAIN & N.I. (GBR)	London	12 Aug 17	37.95	JAMAICA (JAM)	London	12 Aug
37.60	JAPAN (JPN)	Rio de Janeiro (Estádio Olímpico)	19 Aug 16	38.03	FRANCE (FRA)	London	12 Aug
37.62	TRINIDAD AND TOBAGO (TTO)	Berlin (Olympiastadion)	22 Aug 09	38.04	JAPAN (JPN)	London	12 Aug
37.64	CANADA (CAN)	Rio de Janeiro (Estádio Olímpico)	19 Aug 16	38.15	CANADA (CAN)	Gainesville, FL	1 Apr
37.79	FRANCE (FRA)	Split (Poljud Stadion)	1 Sep 90	38.19	PR OF CHINA (CHN)	Monaco (Stade Louis II)	21 Jul
37.82	PR OF CHINA (CHN)	Rio de Janeiro (Estádio Olímpico)	18 Aug 16	38.30	GERMANY (GER)	Villeneuve d'Ascq (Lille Métropole)	24 Jun
37.90	BRAZIL (BRA)	Sydney (Olympic Stadium)	30 Sep 00	38.44	TURKEY (TUR)	London	12 Aug
37.94	NIGERIA (NGR)	Athína (Olympic Stadium)	9 Aug 97	38.47	SOUTH AFRICA (RSA)	Germiston	22 Mar

RESULT PROGRESSION



4 x 100 Metres Relay Men - Final

RECORDS	RESULT	TEAM	COUNTRY	VENUE	DATE
World Record WR	36.84	Jamaica	JAM	London (Olympic Stadium)	11 Aug 2012
Championships Record CR	37.04	Jamaica	JAM	Daegu (DS)	4 Sep 2011
World Leading WL	37.47	Great Britain & N.I.	GBR	London	12 Aug 2017
Area Record AR		National Record NR		Season Best SB	

12 August 2017

RANK	BIB	TEAM	PHASE	HEAT	LANE	PLACE	RESULT	
1		GREAT BRITAIN & N.I.	Final	1	7	1	37.47	WL
			Round 1	1	4	2	37.76 Q	SB
2		UNITED STATES	Final	1	4	2	37.52	SB
			Round 1	1	8	1	37.70 Q	WL
3		JAPAN	Final	1	9	3	38.04	SB
			Round 1	1	5	6	38.21 Q	SB
4		PR OF CHINA	Final	1	8	4	38.34	
			Round 1	2	6	5	38.20 Q	
5		FRANCE	Final	1	6	5	38.48	
			Round 1	2	8	4	38.03 Q	SB
6		CANADA	Final	1	2	6	38.59	
			Round 1	2	2	8	38.48 q	
7		TURKEY	Final	1	3	7	38.73	
			Round 1	1	9	7	38.44 q	SB
		JAMAICA	Final	1	5		DNF	
			Round 1	2	3	3	37.95 Q	SB

ALL-TIME OUTDOOR TOP LIST				SEASON OUTDOOR TOP LIST			
RESULT	TEAM	VENUE	DATE	RESULT	TEAM	VENUE	2017
36.84	JAMAICA (JAM)	London (Olympic Stadium)	11 Aug 12	37.47	GREAT BRITAIN & N.I. (GBR)	London	12 Aug
37.38	UNITED STATES (USA)	Nassau (T. Robinson Stadium)	2 May 15	37.52	UNITED STATES (USA)	London	12 Aug
37.47	GREAT BRITAIN & N.I. (GBR)	London	12 Aug 17	37.95	JAMAICA (JAM)	London	12 Aug
37.60	JAPAN (JPN)	Rio de Janeiro (Estádio Olímpico)	19 Aug 16	38.03	FRANCE (FRA)	London	12 Aug
37.62	TRINIDAD AND TOBAGO (TTO)	Berlin (Olympiastadion)	22 Aug 09	38.04	JAPAN (JPN)	London	12 Aug
37.64	CANADA (CAN)	Rio de Janeiro (Estádio Olímpico)	19 Aug 16	38.15	CANADA (CAN)	Gainesville, FL	1 Apr
37.79	FRANCE (FRA)	Split (Poljud Stadion)	1 Sep 90	38.19	PR OF CHINA (CHN)	Monaco (Stade Louis II)	21 Jul
37.82	PR OF CHINA (CHN)	Rio de Janeiro (Estádio Olímpico)	18 Aug 16	38.30	GERMANY (GER)	Villeneuve d'Ascq (Lille Métropole)	24 Jun
37.90	BRAZIL (BRA)	Sydney (Olympic Stadium)	30 Sep 00	38.44	TURKEY (TUR)	London	12 Aug
37.94	NIGERIA (NGR)	Athina (Olympic Stadium)	9 Aug 97	38.47	SOUTH AFRICA (RSA)	Germiston	22 Mar

SUMMARY



4 x 100 Metres Relay Men - Round 1

First 3 in each heat (Q) and the next 2 fastest (q) advance to the Final

RECORDS	RESULT	TEAM	COUNTRY	VENUE	DATE
World Record WR	36.84	Jamaica	JAM	London (Olympic Stadium)	11 Aug 2012
Championships Record CR	37.04	Jamaica	JAM	Daegu (DS)	4 Sep 2011
World Leading WL	37.70	United States	USA	London	12 Aug 2017
Area Record AR		National Record NR		Season Best SB	

12 August 2017

RANK	PLACE	HEAT	LANE	BIB	TEAM	REACTION	RESULT		
1	1	1	8	USA	UNITED STATES	0.188	37.70	Q	WL
2	2	1	4	GBR	GREAT BRITAIN & N.I.	0.145	37.76	Q	SB
3	1	2	3	JAM	JAMAICA	0.136	37.95	Q	SB
4	2	2	8	FRA	FRANCE	0.127	38.03	Q	SB
5	3	2	6	CHN	PR OF CHINA	0.158	38.20	Q	
6	3	1	5	JPN	JAPAN	0.197	38.21	Q	SB
7	4	1	9	TUR	TURKEY	0.208	38.44	q	SB
8	4	2	2	CAN	CANADA	0.139	38.48	q	
9	5	1	6	TTO	TRINIDAD AND TOBAGO	0.170	38.61		SB
10	5	2	7	GER	GERMANY	0.142	38.66 (.652)		
11	6	1	2	NED	NETHERLANDS	0.146	38.66 (.655)		SB
12	7	1	7	AUS	AUSTRALIA	0.213	38.88		SB
13	6	2	4	CUB	CUBA	0.183	39.01		SB
14	8	1	3	BAR	BARBADOS	0.198	39.19		
		2	9	BAH	BAHAMAS	0.160	DQ		163.3(a)
		2	5	ANT	ANTIGUA & BARBUDA		DNS		

NOTE IAAF Rule 163.3(a) - Lane infringement

ALL-TIME OUTDOOR TOP LIST				SEASON OUTDOOR TOP LIST			
RESULT	TEAM	VENUE	DATE	RESULT	TEAM	VENUE	2017
36.84	JAMAICA (JAM)	London (Olympic Stadium)	11 Aug 12	37.70	UNITED STATES (USA)	London	12 Aug
37.38	UNITED STATES (USA)	Nassau (T. Robinson Stadium)	2 May 15	37.76	GREAT BRITAIN & N.I. (GBR)	London	12 Aug
37.60	JAPAN (JPN)	Rio de Janeiro (Estádio Olímpico)	19 Aug 16	37.95	JAMAICA (JAM)	London	12 Aug
37.62	TRINIDAD AND TOBAGO (TTO)	Berlin (Olympiastadion)	22 Aug 09	38.03	FRANCE (FRA)	London	12 Aug
37.64	CANADA (CAN)	Rio de Janeiro (Estádio Olímpico)	19 Aug 16	38.15	CANADA (CAN)	Gainesville, FL	1 Apr
37.73	GREAT BRITAIN & N.I. (GBR)	Sevilla (La Cartuja)	29 Aug 99	38.19	PR OF CHINA (CHN)	Monaco (Stade Louis II)	21 Jul
37.79	FRANCE (FRA)	Split (Poljud Stadion)	1 Sep 90	38.21	JAPAN (JPN)	London	12 Aug
37.82	PR OF CHINA (CHN)	Rio de Janeiro (Estádio Olímpico)	18 Aug 16	38.30	GERMANY (GER)	Villeneuve d'Ascq (Lille Métropole)	24 Jun
37.90	BRAZIL (BRA)	Sydney (Olympic Stadium)	30 Sep 00	38.44	TURKEY (TUR)	London	12 Aug
37.94	NIGERIA (NGR)	Athina (Olympic Stadium)	9 Aug 97	38.47	SOUTH AFRICA (RSA)	Germiston	22 Mar

RESULTS



4 x 100 Metres Relay Men - Round 1

First 3 in each heat (Q) and the next 2 fastest (q) advance to the Final

RECORDS	RESULT	TEAM	COUNTRY	VENUE	DATE
World Record WR	36.84	Jamaica	JAM	London (Olympic Stadium)	11 Aug 2012
Championships Record CR	37.04	Jamaica	JAM	Daegu (DS)	4 Sep 2011
World Leading WL	37.70	United States	USA	London	12 Aug 2017
Area Record AR		National Record NR		Season Best SB	

Heat 1

2

12 August 2017 10:55 START TIME

20° C TEMPERATURE 73 % HUMIDITY

PLACE	TEAM	BIB	LANE	REACTION	RESULT		Fn
1	UNITED STATES Mike RODGERS Justin GATLIN BeeJay LEE Christian COLEMAN	USA	8	0.188	37.70	Q	WL
2	GREAT BRITAIN & N.I. Chijindu UJAH Adam GEMILI Daniel TALBOT Nethaneel MITCHELL-BLAKE	GBR	4	0.145	37.76	Q	SB
3	JAPAN Shuhei TADA Shota IIZUKA Yoshihide KIRYU Aska CAMBRIDGE	JPN	5	0.197	38.21	Q	SB
4	TURKEY Yigitcan HEKIMOGLU Jak Ali HARVEY Emre Zafer BARNES Ramil GULIYEV	TUR	9	0.208	38.44	q	SB
5	TRINIDAD AND TOBAGO Keston BLEDMAN Kyle GREUX Moriba MORAIN Emmanuel CALLENDER	TTO	6	0.170	38.61		SB
6	NETHERLANDS Giovanni CODRINGTON Hensley PAULINA Liemarvin BONEVACIA Taymir BURNET	NED	2	0.146	38.66 (.655)		SB
7	AUSTRALIA Trae WILLIAMS Tom GAMBLE Nicholas ANDREWS Rohan BROWNING	AUS	7	0.213	38.88		SB
8	BARBADOS Levi CADOGAN Ramon GITTENS Shane BRATHWAITE Mario BURKE	BAR	3	0.198	39.19		

RESULTS
4 x 100 Metres Relay Men - Round 1

Heat 2 **2**

12 August 2017 11:04 START TIME 20° C TEMPERATURE 73 % HUMIDITY

PLACE	TEAM	BIB	LANE	REACTION	RESULT		Fn
1	JAMAICA Tyquendo TRACEY Julian FORTE Micheal CAMPBELL Usain BOLT	JAM	3	0.136	37.95	Q	SB
2	FRANCE Stuart DUTAMBY Jimmy VICAUT Mickaël-Méba ZÉZÉ Christophe LEMAITRE	FRA	8	0.127	38.03	Q	SB
3	PR OF CHINA Zhiqiang WU Zhenye XIE Bingtian SU Peimeng ZHANG	CHN	6	0.158	38.20	Q	
4	CANADA Gavin SMELLIE Aaron BROWN Brendon RODNEY Mobolade AJOMALE	CAN	2	0.139	38.48	q	
5	GERMANY Julian REUS Robert HERING Roy SCHMIDT Robin EREWA	GER	7	0.142	38.66 (.652)		
6	CUBA Harlyn PÉREZ Roberto SKYERS Yaniel CARRERO José Luis GASPAS	CUB	4	0.183	39.01		SB
	BAHAMAS Warren FRASIER Shavez HART Sean STUART Teray SMITH	BAH	9	0.160	DQ		163.3(a)
	ANTIGUA & BARBUDA	ANT	5		DNS		

NOTE IAAF Rule 163.3(a) - Lane infringement

ALL-TIME OUTDOOR TOP LIST

SEASON OUTDOOR TOP LIST

RESULT	TEAM	VENUE	DATE	RESULT	TEAM	VENUE	2017
36.84	JAMAICA (JAM)	London (Olympic Stadium)	11 Aug 12	37.70	UNITED STATES (USA)	London	12 Aug
37.38	UNITED STATES (USA)	Nassau (T. Robinson Stadium)	2 May 15	37.76	GREAT BRITAIN & N.I. (GBR)	London	12 Aug
37.60	JAPAN (JPN)	Rio de Janeiro (Estádio Olímpico)	19 Aug 16	37.95	JAMAICA (JAM)	London	12 Aug
37.62	TRINIDAD AND TOBAGO (TTO)	Berlin (Olympiastadion)	22 Aug 09	38.03	FRANCE (FRA)	London	12 Aug
37.64	CANADA (CAN)	Rio de Janeiro (Estádio Olímpico)	19 Aug 16	38.15	CANADA (CAN)	Gainesville, FL	1 Apr
37.73	GREAT BRITAIN & N.I. (GBR)	Sevilla (La Cartuja)	29 Aug 99	38.19	PR OF CHINA (CHN)	Monaco (Stade Louis II)	21 Jul
37.79	FRANCE (FRA)	Split (Poljud Stadion)	1 Sep 90	38.21	JAPAN (JPN)	London	12 Aug
37.82	PR OF CHINA (CHN)	Rio de Janeiro (Estádio Olímpico)	18 Aug 16	38.30	GERMANY (GER)	Villeneuve d'Ascq (Lille Métropole)	24 Jun
37.90	BRAZIL (BRA)	Sydney (Olympic Stadium)	30 Sep 00	38.44	TURKEY (TUR)	London	12 Aug
37.94	NIGERIA (NGR)	Athína (Olympic Stadium)	9 Aug 97	38.47	SOUTH AFRICA (RSA)	Germiston	22 Mar



RESULTS



4 x 400 Metres Relay Men - Final

RECORDS	RESULT	TEAM	COUNTRY	VENUE	DATE
World Record WR	2:54.29	United States	USA	Stuttgart (Gottlieb-Daimler Stadion)	22 Aug 1993
Championships Record CR	2:54.29	United States	USA	Stuttgart (Gottlieb-Daimler Stadion)	22 Aug 1993
World Leading WL	2:58.12	Trinidad and Tobago	TTO	London	13 Aug 2017
Area Record AR					
		National Record NR			
				Season Best SB	

13 August 2017 21:20 START TIME 21° C TEMPERATURE 40 % HUMIDITY

PLACE	TEAM	BIB	LANE	REACTION	RESULT	Fn
1	TRINIDAD AND TOBAGO Jarrin SOLOMON Jereem RICHARDS Machel CEDENIO Lalonde GORDON	TTO	7	0.154	2:58.12 46.10 (7) 43.60 (1) 44.40 (1) 44.02 (2)	WL 1:29.70 (3) 2:14.10 (2)
2	UNITED STATES Wilbert LONDON III Gil ROBERTS Michael CHERRY Fred KERLEY	USA	4	0.183	2:58.61 44.80 (1) 44.00 (2) 45.10 (4) 44.71 (5)	SB 1:28.80 (1) 2:13.90 (1)
3	GREAT BRITAIN & N.I. Matthew HUDSON-SMITH Dwayne COWAN Rabah YOUSIF Martyn ROONEY	GBR	3	0.143	2:59.00 45.50 (2) 44.10 (3) 45.00 (2) 44.40 (4)	SB 1:29.60 (2) 2:14.60 (3)
4	BELGIUM Robin VANDERBEMDEN Jonathan BORLÉE Dylan BORLÉE Kévin BORLÉE	BEL	9	0.150	3:00.04 46.00 (5) 45.10 (6) 45.30 (6) 43.64 (1)	1:31.10 (6) 2:16.40 (7)
5	SPAIN Óscar HUSILLOS Lucas BÚA Darwin ECHEVERRY Samuel GARCÍA	ESP	6	0.197	3:00.65 45.60 (3) 45.00 (5) 45.30 (6) 44.75 (6)	NR 1:30.60 (4) 2:15.90 (4)
6	CUBA Williams COLLAZO Adrián CHACÓN Osmaidel PELLICIER Yoandys LESCAY	CUB	8	0.217	3:01.10 46.60 (8) 45.10 (6) 45.10 (4) 44.30 (3)	SB 1:31.70 (8) 2:16.80 (8)
7	POLAND Kajetan DUSZYNSKI Rafal OMEKÓ Lukasz KRAWCZUK Tymoteusz ZIMNY	POL	5	0.177	3:01.59 46.00 (5) 44.80 (4) 45.50 (8) 45.29 (7)	SB 1:30.80 (5) 2:16.30 (6)
8	FRANCE Ludvy VAILLANT Thomas JORDIER Mamoudou Eliman HANNE Teddy ATINE - VENEL	FRA	2	0.189	3:01.79 45.60 (3) 45.70 (8) 45.00 (2) 45.49 (8)	1:31.30 (7) 2:16.30 (5)

INTERMEDIATE TIMES	400m	UNITED STATES	44.80
	800m	UNITED STATES	1:28.80
	1200m	UNITED STATES	2:13.90



RESULTS
4 x 400 Metres Relay Men - Final

ALL-TIME OUTDOOR TOP LIST				SEASON OUTDOOR TOP LIST			
RESULT	TEAM	VENUE	DATE	RESULT	TEAM	VENUE	2017
2:54.29	UNITED STATES (USA)	Stuttgart (Gottlieb-Daimler Stadion)	22 Aug 93	2:58.12	TRINIDAD AND TOBAGO (TTO)	London	13 Aug
2:56.60	GREAT BRITAIN & N.I. (GBR)	Atlanta (Olympic Stadium), GA	3 Aug 96	2:58.61	UNITED STATES (USA)	London	13 Aug
2:56.72	BAHAMAS (BAH)	London (Olympic Stadium)	10 Aug 12	2:59.00	GREAT BRITAIN & N.I. (GBR)	London	13 Aug
2:56.75	JAMAICA (JAM)	Athina (Olympic Stadium)	10 Aug 97	2:59.47	BELGIUM (BEL)	London	12 Aug
2:58.00	POLAND (POL)	Uniondale (Mitchel AC), NY	22 Jul 98	3:00.65	SPAIN (ESP)	London	13 Aug
2:58.12	TRINIDAD AND TOBAGO (TTO)	London	13 Aug 17	3:00.93	FRANCE (FRA)	London	12 Aug
2:58.52	BELGIUM (BEL)	Rio de Janeiro (Estádio Olímpico)	20 Aug 16	3:01.10	CUBA (CUB)	London	13 Aug
2:58.56	BRAZIL (BRA)	Winnipeg	30 Jul 99	3:01.59	POLAND (POL)	London	13 Aug
2:58.68	NIGERIA (NGR)	Sydney (Olympic Stadium)	30 Sep 00	3:01.98	JAMAICA (JAM)	London	12 Aug
2:58.96	FRANCE (FRA)	Paris Saint-Denis (Stade de France)	31 Aug 03	3:02.28	BOTSWANA (BOT)	Nassau (T. Robinson Stadium)	23 Apr

RACE ANALYSIS



4 x 400 Metres Relay Men - Final

13 August 2017 21:20 START TIME

21° C TEMPERATURE 40 % HUMIDITY

PLACE	BIB	TEAM	RESULT
	400m	800m	1200m
1	TRINIDAD AND TOBAGO		2:58.12 WL
	46.10 (7)	1:29.70 (3) 43.60 (1)	2:14.10 (2) 44.40 (1) 44.02 (2)
2	UNITED STATES		2:58.61 SB
	44.80 (1)	1:28.80 (1) 44.00 (2)	2:13.90 (1) 45.10 (4) 44.71 (5)
3	GREAT BRITAIN & N.I.		2:59.00 SB
	45.50 (2)	1:29.60 (2) 44.10 (3)	2:14.60 (3) 45.00 (2) 44.40 (4)
4	BELGIUM		3:00.04
	46.00 (6)	1:31.10 (6) 45.10 (6)	2:16.40 (7) 45.30 (6) 43.64 (1)
5	SPAIN		3:00.65 NR
	45.60 (4)	1:30.60 (4) 45.00 (5)	2:15.90 (4) 45.30 (6) 44.75 (6)
6	CUBA		3:01.10 SB
	46.60 (8)	1:31.70 (8) 45.10 (6)	2:16.80 (8) 45.10 (4) 44.30 (3)
7	POLAND		3:01.59 SB
	46.00 (5)	1:30.80 (5) 44.80 (4)	2:16.30 (6) 45.50 (8) 45.29 (7)
8	FRANCE		3:01.79
	45.60 (3)	1:31.30 (7) 45.70 (8)	2:16.30 (5) 45.00 (2) 45.49 (8)

RESULT PROGRESSION



4 x 400 Metres Relay Men - Final

RECORDS	RESULT	TEAM	COUNTRY	VENUE	DATE
World Record WR	2:54.29	United States	USA	Stuttgart (Gottlieb-Daimler Stadion)	22 Aug 1993
Championships Record CR	2:54.29	United States	USA	Stuttgart (Gottlieb-Daimler Stadion)	22 Aug 1993
World Leading WL	2:58.12	Trinidad and Tobago	TTO	London	13 Aug 2017
Area Record AR		National Record NR		Season Best SB	

13 August 2017

RANK	BIB	TEAM	PHASE	HEAT	LANE	PLACE	RESULT	
1		TRINIDAD AND TOBAGO	Final	1	7	1	2:58.12	WL
			Round 1	2	8	2	2:59.35 Q	SB
2		UNITED STATES	Final	1	4	2	2:58.61	SB
			Round 1	2	9	1	2:59.23 Q	WL
3		GREAT BRITAIN & N.I.	Final	1	3	3	2:59.00	SB
			Round 1	2	6	4	3:00.10 q	SB
4		BELGIUM	Final	1	9	4	3:00.04	
			Round 1	2	3	3	2:59.47 Q	SB
5		SPAIN	Final	1	6	5	3:00.65	NR
			Round 1	1	9	6	3:01.72 Q	SB
6		CUBA	Final	1	8	6	3:01.10	SB
			Round 1	1	5	8	3:01.88 Q	SB
7		POLAND	Final	1	5	7	3:01.59	SB
			Round 1	1	7	7	3:01.78 Q	SB
8		FRANCE	Final	1	2	8	3:01.79	
			Round 1	2	4	5	3:00.93 q	SB

ALL-TIME OUTDOOR TOP LIST				SEASON OUTDOOR TOP LIST			
RESULT	TEAM	VENUE	DATE	RESULT	TEAM	VENUE	2017
2:54.29	UNITED STATES (USA)	Stuttgart (Gottlieb-Daimler Stadion)	22 Aug 93	2:58.12	TRINIDAD AND TOBAGO (TTO)	London	13 Aug
2:56.60	GREAT BRITAIN & N.I. (GBR)	Atlanta (Olympic Stadium), GA	3 Aug 96	2:58.61	UNITED STATES (USA)	London	13 Aug
2:56.72	BAHAMAS (BAH)	London (Olympic Stadium)	10 Aug 12	2:59.00	GREAT BRITAIN & N.I. (GBR)	London	13 Aug
2:56.75	JAMAICA (JAM)	Athina (Olympic Stadium)	10 Aug 97	2:59.47	BELGIUM (BEL)	London	12 Aug
2:58.00	POLAND (POL)	Uniondale (Mitchel AC), NY	22 Jul 98	3:00.65	SPAIN (ESP)	London	13 Aug
2:58.12	TRINIDAD AND TOBAGO (TTO)	London	13 Aug 17	3:00.93	FRANCE (FRA)	London	12 Aug
2:58.52	BELGIUM (BEL)	Rio de Janeiro (Estádio Olímpico)	20 Aug 16	3:01.10	CUBA (CUB)	London	13 Aug
2:58.56	BRAZIL (BRA)	Winnipeg	30 Jul 99	3:01.59	POLAND (POL)	London	13 Aug
2:58.68	NIGERIA (NGR)	Sydney (Olympic Stadium)	30 Sep 00	3:01.98	JAMAICA (JAM)	London	12 Aug
2:58.96	FRANCE (FRA)	Paris Saint-Denis (Stade de France)	31 Aug 03	3:02.28	BOTSWANA (BOT)	Nassau (T. Robinson Stadium)	23 Apr



SUMMARY



4 x 400 Metres Relay Men - Round 1

First 3 in each heat (Q) and the next 2 fastest (q) advance to the Final

RECORDS	RESULT	TEAM	COUNTRY	VENUE	DATE
World Record WR	2:54.29	United States	USA	Stuttgart (Gottlieb-Daimler Stadion)	22 Aug 1993
Championships Record CR	2:54.29	United States	USA	Stuttgart (Gottlieb-Daimler Stadion)	22 Aug 1993
World Leading WL	2:59.23	United States	USA	London	12 Aug 2017
Area Record AR		National Record NR		Season Best SB	

12 August 2017

RANK	PLACE	HEAT	LANE	BIB	TEAM	REACTION	RESULT		
1	1	2	9	USA	UNITED STATES	0.174	2:59.23	Q	WL
2	2	2	8	TTO	TRINIDAD AND TOBAGO	0.173	2:59.35	Q	SB
3	3	2	3	BEL	BELGIUM	0.150	2:59.47	Q	SB
4	4	2	6	GBR	GREAT BRITAIN & N.I.	0.132	3:00.10	q	SB
5	5	2	4	FRA	FRANCE	0.158	3:00.93	q	SB
6	1	1	9	ESP	SPAIN	0.172	3:01.72	Q	SB
7	2	1	7	POL	POLAND	0.164	3:01.78	Q	SB
8	3	1	5	CUB	CUBA	0.177	3:01.88	Q	SB
9	4	1	8	JAM	JAMAICA	0.244	3:01.98		SB
10	5	1	3	IND	INDIA	0.189	3:02.80		SB
11	6	1	4	BAH	BAHAMAS	0.214	3:03.04		SB
12	7	1	2	COL	COLOMBIA	0.172	3:03.68		SB
13	6	2	5	BRA	BRAZIL	0.192	3:04.02		SB
14	7	2	7	BOT	BOTSWANA	0.229	3:06.50		
15	8	2	2	JPN	JAPAN	0.150	3:07.29		
16	8	1	6	TUR	TURKEY	0.352	3:15.45		

ALL-TIME OUTDOOR TOP LIST

RESULT	TEAM	VENUE	DATE
2:54.29	UNITED STATES (USA)	Stuttgart (Gottlieb-Daimler Stadion)	22 Aug 93
2:56.60	GREAT BRITAIN & N.I. (GBR)	Atlanta (Olympic Stadium), GA	3 Aug 96
2:56.72	BAHAMAS (BAH)	London (Olympic Stadium)	10 Aug 12
2:56.75	JAMAICA (JAM)	Athina (Olympic Stadium)	10 Aug 97
2:58.00	POLAND (POL)	Uniondale (Mitchel AC), NY	22 Jul 98
2:58.20	TRINIDAD AND TOBAGO (TTO)	Beijing (National Stadium)	30 Aug 15
2:58.52	BELGIUM (BEL)	Rio de Janeiro (Estádio Olímpico)	20 Aug 16
2:58.56	BRAZIL (BRA)	Winnipeg	30 Jul 99
2:58.68	NIGERIA (NGR)	Sydney (Olympic Stadium)	30 Sep 00
2:58.96	FRANCE (FRA)	Paris Saint-Denis (Stade de France)	31 Aug 03

SEASON OUTDOOR TOP LIST

RESULT	TEAM	VENUE	2017
2:59.23	UNITED STATES (USA)	London	12 Aug
2:59.35	TRINIDAD AND TOBAGO (TTO)	London	12 Aug
2:59.47	BELGIUM (BEL)	London	12 Aug
3:00.10	GREAT BRITAIN & N.I. (GBR)	London	12 Aug
3:00.93	FRANCE (FRA)	London	12 Aug
3:01.72	SPAIN (ESP)	London	12 Aug
3:01.78	POLAND (POL)	London	12 Aug
3:01.88	CUBA (CUB)	London	12 Aug
3:01.98	JAMAICA (JAM)	London	12 Aug
3:02.28	BOTSWANA (BOT)	Nassau (T. Robinson Stadium)	23 Apr

RESULTS



4 x 400 Metres Relay Men - Round 1

First 3 in each heat (Q) and the next 2 fastest (q) advance to the Final

RECORDS	RESULT	TEAM	COUNTRY	VENUE	DATE
World Record WR	2:54.29	United States	USA	Stuttgart (Gottlieb-Daimler Stadion)	22 Aug 1993
Championships Record CR	2:54.29	United States	USA	Stuttgart (Gottlieb-Daimler Stadion)	22 Aug 1993
World Leading WL	2:59.23	United States	USA	London	12 Aug 2017
Area Record AR					
		National Record NR			
				Season Best SB	

Heat 1 **2**

12 August 2017 11:50 START TIME
21° C TEMPERATURE 64 % HUMIDITY

PLACE	TEAM	BIB	LANE	REACTION	RESULT	Fn
1	SPAIN Óscar HUSILLOS Lucas BÚA Darwin ECHEVERRY Samuel GARCÍA	ESP	9	0.172	3:01.72 45.64 (1)	Q SB 2:16.08 (1)
2	POLAND Kajetan DUSZYNSKI Lukasz KRAWCZUK Tymoteusz ZIMNY Rafal OMEKCO	POL	7	0.164	3:01.78	Q SB
3	CUBA Williams COLLAZO Adrián CHACÓN Leandro ZAMORA Yoandys LESCAY	CUB	5	0.177	3:01.88	Q SB
4	JAMAICA Peter MATTHEWS Steven GAYLE Jamari ROSE Rusheen MCDONALD	JAM	8	0.244	3:01.98 44.78 (1) 46.00 (1)	SB 1:30.78 (1)
5	INDIA Kunhu Muhammed PUTHANPURA Jacob AMOJ Muhammed Anas YAHIYA Arokia RAJIV	IND	3	0.189	3:02.80	SB
6	BAHAMAS Alonzo RUSSELL Michael MATHIEU Ojay FERGUSON Ramon MILLER	BAH	4	0.214	3:03.04	SB
7	COLOMBIA John Alexander SOLÍS Diego PALOMEQUE Yilmar HERRERA Jhon Alejandro PERLAZA	COL	2	0.172	3:03.68	SB
8	TURKEY Ahmet KASAP Batuhan ALTINTAS Mahsum KORKMAZ Yavuz CAN	TUR	6	0.352	3:15.45	

INTERMEDIATE TIMES	400m	JAMAICA	44.78
	800m	JAMAICA	1:30.78
	1200m	SPAIN	2:16.08

RESULTS
4 x 400 Metres Relay Men - Round 1

Heat 2 **2**

12 August 2017 12:00 START TIME 21° C TEMPERATURE 64 % HUMIDITY

PLACE	TEAM	BIB	LANE	REACTION	RESULT	Fn
1	UNITED STATES Wilbert LONDON III Bryshon NELLUM Michael CHERRY Tony MCQUAY	USA	9	0.174	2:59.23 44.73 (1)	Q WL
2	TRINIDAD AND TOBAGO Renny QUOW Jereem RICHARDS Machel CEDENIO Lalonde GORDON	TTO	8	0.173	2:59.35 1:30.01 (1)	Q SB
3	BELGIUM Dylan BORLÉE Jonathan BORLÉE Robin VANDERBEMDEN Kévin BORLÉE	BEL	3	0.150	2:59.47	Q SB
4	GREAT BRITAIN & N.I. Rabah YOUSIF Dwayne COWAN Jack GREEN Martyn ROONEY	GBR	6	0.132	3:00.10	q SB
5	FRANCE Ludvy VAILLANT Thomas JORDIER Mamoudou Eliman HANNE Teddy ATINE - VENEL	FRA	4	0.158	3:00.93 44.89 (1)	q SB
6	BRAZIL Lucas CARVALHO Alexander RUSSO Anderson HENRIQUES Hugo DE SOUSA	BRA	5	0.192	3:04.02	SB
7	BOTSWANA Onkabetse NKOBLO Baboloki THEBE Nijel AMOS Karabo SIBANDA	BOT	7	0.229	3:06.50	
8	JAPAN Kentaro SATO Yuzo KANEMARU Kazushi KIMURA Kosuke HORII	JPN	2	0.150	3:07.29	

INTERMEDIATE TIMES	400m	800m	1200m
FRANCE	44.89		
TRINIDAD AND TOBAGO		1:30.01	
UNITED STATES			2:14.50

ALL-TIME OUTDOOR TOP LIST				SEASON OUTDOOR TOP LIST			
RESULT	TEAM	VENUE	DATE	RESULT	TEAM	VENUE	2017
2:54.29	UNITED STATES (USA)	Jttgart (Gottlieb-Daimler Stadion)	22 Aug 93	2:59.23	UNITED STATES (USA)	London	12 Aug
2:56.60	GREAT BRITAIN & N.I. (GBR)	inta (Olympic Stadium), GA	3 Aug 96	2:59.35	TRINIDAD AND TOBAGO (TTO)	London	12 Aug
2:56.72	BAHAMAS (BAH)	London (Olympic Stadium)	10 Aug 12	2:59.47	BELGIUM (BEL)	London	12 Aug
2:56.75	JAMAICA (JAM)	Athina (Olympic Stadium)	10 Aug 97	3:00.10	GREAT BRITAIN & N.I. (GBR)	London	12 Aug
2:58.00	POLAND (POL)	Uniodale (Mitchel AC), NY	22 Jul 98	3:00.93	FRANCE (FRA)	London	12 Aug
2:58.20	TRINIDAD AND TOBAGO (TTO)	eijing (National Stadium)	30 Aug 15	3:01.72	SPAIN (ESP)	London	12 Aug
2:58.52	BELGIUM (BEL)	Rio de Janeiro (Estádio Olímpico)	20 Aug 16	3:01.78	POLAND (POL)	London	12 Aug
2:58.56	BRAZIL (BRA)	Winnipeg	30 Jul 99	3:01.88	CUBA (CUB)	London	12 Aug
2:58.68	NIGERIA (NGR)	Sydney (Olympic Stadium)	30 Sep 00	3:01.98	JAMAICA (JAM)	London	12 Aug
2:58.96	FRANCE (FRA)	Paris Saint-Denis (Stade de France)	31 Aug 03	3:02.28	BOTSWANA (BOT)	Nassau (T. Robinson Stadium)	23 Apr



SUMMARY



100 Metres Men - Decathlon

RECORDS	RESULT	NAME	COUNTRY	AGE	VENUE	DATE
World Decathlon Best WDB	10.15	Damian WARNER	CAN	27	Götzis (Mösle-Stadium)	28 May 2016
Champ. Decathlon Best CDB	10.23	Ashton EATON	USA	27	Beijing (National Stadium)	28 Aug 2015
Area Record AR		National Record NR		Personal Best PB		Season Best SB

11 August 2017

RANK	PLACE	HEAT	LANE	BIB	NAME	COUNTRY	DATE of BIRTH	RESULT	WIND	
1	1	4	6		Damian WARNER	CAN	4 Nov 89	10.50	-0.7	975
2	2	4	8		Rico FREIMUTH	GER	14 Mar 88	10.53	-0.7	968
3	3	4	7		Karl Robert SALURI	EST	6 Aug 93	10.55	-0.7	963
4	1	2	3		Kevin MAYER	FRA	10 Feb 92	10.70	-0.8	929
5	4	4	9		Trey HARDEE	USA	7 Feb 84	10.75 (.742)	-0.7	917
6	1	1	8		Mihail DUDAŠ	SRB	1 Nov 89	10.75 (.749)	-0.2	917
7	5	4	1		Oleksiy KASYANOV	UKR	26 Aug 85	10.77	-0.7	912
8	2	1	5		Larbi BOURRADA	ALG	10 May 88	10.80	-0.2	906
9	6	4	5		Lindon VICTOR	GRN	23 Feb 93	10.83	-0.7	899
10	1	3	2		Martin ROE	NOR	1 Apr 92	10.90	-1.3	883
11	2	2	8		Kai KAZMIREK	GER	28 Jan 91	10.91	-0.8	881
12	7	4	2		Devon WILLIAMS	USA	17 Jan 94	10.93	-0.7	876
13	8	4	3		Eelco SINTNICOLAAS	NED	7 Apr 87	10.96	-0.7	870
14	9	4	4		Zach ZIEMEK	USA	23 Feb 93	10.99	-0.7	863
15	3	2	4		Jorge UREÑA	ESP	8 Oct 93	11.00	-0.8	861
16	2	3	9		Dominik DISTELBERGER	AUT	16 Mar 90	11.03	-1.3	854
17	4	2	6		Cedric DUBLER	AUS	13 Jan 95	11.06 (.058)	-0.8	847
18	3	3	5		Akihiko NAKAMURA	JPN	23 Oct 90	11.06 (.060)	-1.3	847
19	4	3	7		Luiz Alberto DE ARAÚJO	BRA	27 Jun 87	11.07	-1.3	845
20	3	1	7		Kurt FELIX	GRN	4 Jul 88	11.08 (.071)	-0.2	843
21	4	1	4		Janek ÕIGLANE	EST	25 Apr 94	11.08 (.074)	-0.2	843
22	5	2	5		Ashley BRYANT	GBR	17 May 91	11.14	-0.8	830
23	5	3	8		Mathias BRUGGER	GER	6 Aug 92	11.15	-1.3	827
24	6	3	6		Sutthisak SINGKON	THA	5 Oct 96	11.16	-1.3	825
25	7	3	1		Ilya SHKURENEV	ANA	11 Jan 91	11.17	-1.3	823
26	6	2	9		Pieter BRAUN	NED	21 Jan 93	11.22	-0.8	812
27	8	3	4		Fredrik SAMUELSSON	SWE	16 Feb 95	11.24	-1.3	808
28	5	1	2		Pau TONNESEN	ESP	24 Oct 92	11.26	-0.2	804
29	9	3	3		Adam Sebastian HELCELET	CZE	27 Oct 91	11.28	-1.3	799
30	7	2	2		Maicel UIBO	EST	27 Dec 92	11.35 (.341)	-0.8	784
31	6	1	9		Thomas VAN DER PLAETSEN	BEL	24 Dec 90	11.35 (.344)	-0.2	784
32	7	1	3		Bastien AUZEIL	FRA	22 Oct 89	11.35 (.346)	-0.2	784
33	8	1	6		Keisuke USHIRO	JPN	24 Jul 86	11.53	-0.2	746
34	8	2	7		Leonel SUÁREZ	CUB	1 Sep 87	15.93	-0.8	94
		2	1		Jefferson SANTOS	BRA	30 Aug 95	DNS	-0.8	

RESULTS



100 Metres Men - Decathlon

RECORDS	RESULT	NAME	COUNTRY	AGE	VENUE	DATE
World Decathlon Best WDB	10.15	Damian WARNER	CAN	27	Götzis (Mösle-Stadium)	28 May 2016
Champ. Decathlon Best CDB	10.23	Ashton EATON	USA	27	Beijing (National Stadium)	28 Aug 2015

Area Record **AR** National Record **NR** Personal Best **PB** Season Best **SB**

Heat 1

4

11 August 2017 10:00 START TIME

15° C TEMPERATURE 82 % HUMIDITY

-0.2 m/s WIND

PLACE	NAME	COUNTRY	DATE OF BIRTH	LANE	RESULT	REACTION	Fn	POINTS	TOTAL
1	Mihail DUDAŠ	SRB	1 Nov 89	8	10.75 [.749]	SB	0.139	917	917
2	Larbi BOURRADA	ALG	10 May 88	5	10.80	SB	0.147	906	906
3	Kurt FELIX	GRN	4 Jul 88	7	11.08 [.071]	SB	0.169	843	843
4	Janek ÕIGLANE	EST	25 Apr 94	4	11.08 [.074]	PB	0.170	843	843
5	Pau TONNESEN	ESP	24 Oct 92	2	11.26	PB	0.144	804	804
6	Thomas VAN DER PLAETSEN	BEL	24 Dec 90	9	11.35 [.344]	SB	0.141	784	784
7	Bastien AUZEIL	FRA	22 Oct 89	3	11.35 [.346]	SB	0.155	784	784
8	Keisuke USHIRO	JPN	24 Jul 86	6	11.53		0.168	746	746

Heat 2

4

11 August 2017 10:09 START TIME

16° C TEMPERATURE 77 % HUMIDITY

-0.8 m/s WIND

PLACE	NAME	COUNTRY	DATE OF BIRTH	LANE	RESULT	REACTION	Fn	POINTS	TOTAL
1	Kevin MAYER	FRA	10 Feb 92	3	10.70	PB	0.178	929	929
2	Kai KAZMIREK	GER	28 Jan 91	8	10.91	SB	0.136	881	881
3	Jorge UREÑA	ESP	8 Oct 93	4	11.00	SB	0.127	861	861
4	Cedric DUBLER	AUS	13 Jan 95	6	11.06 [.058]		0.135	847	847
5	Ashley BRYANT	GBR	17 May 91	5	11.14	SB	0.147	830	830
6	Pieter BRAUN	NED	21 Jan 93	9	11.22		0.155	812	812
7	Maicel UIBO	EST	27 Dec 92	2	11.35 [.341]		0.171	784	784
8	Leonel SUÁREZ	CUB	1 Sep 87	7	15.93		0.145	94	94
	Jefferson SANTOS	BRA	30 Aug 95	1	DNS				0

Heat 3

4

11 August 2017 10:18 START TIME

16° C TEMPERATURE 77 % HUMIDITY

-1.3 m/s WIND

PLACE	NAME	COUNTRY	DATE OF BIRTH	LANE	RESULT	REACTION	Fn	POINTS	TOTAL
1	Martin ROE	NOR	1 Apr 92	2	10.90		0.165	883	883
2	Dominik DISTELBERGER	AUT	16 Mar 90	9	11.03		0.183	854	854
3	Akihiko NAKAMURA	JPN	23 Oct 90	5	11.06 [.060]		0.147	847	847
4	Luiz Alberto DE ARAÚJO	BRA	27 Jun 87	7	11.07		0.173	845	845
5	Mathias BRUGGER	GER	6 Aug 92	8	11.15		0.149 F1	827	827
6	Sutthisak SINGKHON	THA	5 Oct 96	6	11.16		0.171	825	825
7	Ilya SHKURENEV	ANA	11 Jan 91	1	11.17		0.157	823	823
8	Fredrik SAMUELSSON	SWE	16 Feb 95	4	11.24		0.142	808	808
9	Adam Sebastian HELCELET	CZE	27 Oct 91	3	11.28		0.160	799	799

RESULTS
100 Metres Men - Decathlon

Heat 4

4

11 August 2017 10:29 START TIME

16° C TEMPERATURE 77% HUMIDITY


 -0.7 m/s WIND

PLACE	NAME	COUNTRY	DATE of BIRTH	LANE	RESULT	REACTION	Fr	POINTS	TOTAL
1	Damian WARNER	CAN	4 Nov 89	6	10.50			975	975
2	Rico FREIMUTH	GER	14 Mar 88	8	10.53			968	968
3	Karl Robert SALURI	EST	6 Aug 93	7	10.55			963	963
4	Trey HARDEE	USA	7 Feb 84	9	10.75 [.742]			917	917
5	Oleksiy KASYANOV	UKR	26 Aug 85	1	10.77		F3	912	912
6	Lindon VICTOR	GRN	23 Feb 93	5	10.83		F2	899	899
7	Devon WILLIAMS	USA	17 Jan 94	2	10.93			876	876
8	Eelco SINTNICOLAAS	NED	7 Apr 87	3	10.96			870	870
9	Zach ZIEMEK	USA	23 Feb 93	4	10.99			863	863

DECATHLON SUMMARY AFTER 1 EVENT

RECORDS	RESULT	NAME	COUNTRY	AGE	VENUE	DATE
World Record WR	9045	Ashton EATON	USA	27	Beijing (National Stadium)	29 Aug 2015
Championships Record CR	9045	Ashton EATON	USA	27	Beijing (National Stadium)	29 Aug 2015
World Leading WL	8663	Rico FREIMUTH	GER	29	Ratingen (Stadionring)	25 Jun 2017


11-12 August 2017



PLACE	BIB	NAME	COUNTRY	POINTS	POINTS BEHIND LEADER	100 Metres	Long Jump	Shot Put	High Jump	400 Metres	110 Metres Hurdles	Discus Throw	Pole Vault	Javelin Throw	1500 Metres
1		Damian WARNER	CAN	975		10.50 (-0.7)	975 (1)								
2		Rico FREIMUTH	GER	968	-7	10.53 (-0.7)	968 (2)								
3		Karl Robert SALURI	EST	963	-12	10.55 (-0.7)	963 (3)								
4		Kevin MAYER	FRA	929	-46	10.70 (-0.8)	929 (4)								
5		Mihail DUDAŠ	SRB	917	-58	10.75 (-0.2)	917 (6)								
5		Trey HARDEE	USA	917	-58	10.75 (-0.7)	917 (5)								
7		Oleksiy KASYANOV	UKR	912	-63	10.77 (-0.7)	912 (7)								
8		Larbi BOURRADA	ALG	906	-69	10.80 (-0.2)	906 (8)								
9		Lindon VICTOR	GRN	899	-76	10.83 (-0.7)	899 (9)								
10		Martin ROE	NOR	883	-92	10.90 (-1.3)	883 (10)								
11		Kai KAZMIREK	GER	881	-94	10.91 (-0.8)	881 (11)								
12		Devon WILLIAMS	USA	876	-99	10.93 (-0.7)	876 (12)								
13		Eelco SINTNICOLAAS	NED	870	-105	10.96 (-0.7)	870 (13)								
14		Zach ZIEMEK	USA	863	-112	10.99 (-0.7)	863 (14)								
15		Jorge UREÑA	ESP	861	-114	11.00 (-0.8)	861 (15)								
16		Dominik DISTELBERGER	AUT	854	-121	11.03 (-1.3)	854 (16)								

DECATHLON SUMMARY AFTER 1 EVENTS

11-12 August 2017



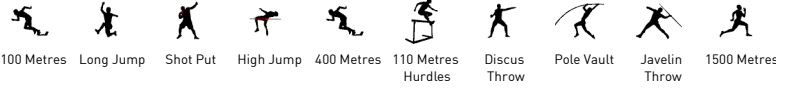
PLACE	BIB	NAME	COUNTRY	POINTS	POINTS BEHIND LEADER	100 Metres	Long Jump	Shot Put	High Jump	400 Metres	110 Metres Hurdles	Discus Throw	Pole Vault	Javelin Throw	1500 Metres	
17		Akihiko NAKAMURA	JPN	847	-128	11.06 (-1.3)										847 (18)
17		Cedric DUBLER	AUS	847	-128	11.06 (-0.8)										847 (17)
19		Luiz Alberto DE ARAÚJO	BRA	845	-130	11.07 (-1.3)										845 (19)
20		Janek ÕIGLANE	EST	843	-132	11.08 (-0.2)										843 (21)
20		Kurt FELIX	GRN	843	-132	11.08 (-0.2)										843 (20)
22		Ashley BRYANT	GBR	830	-145	11.14 (-0.8)										830 (22)
23		Mathias BRUGGER	GER	827	-148	11.15 (-1.3)										827 (23)
24		Sutthisak SINGKHON	THA	825	-150	11.16 (-1.3)										825 (24)
25		Ilya SHKURENEV	ANA	823	-152	11.17 (-1.3)										823 (25)
26		Pieter BRAUN	NED	812	-163	11.22 (-0.8)										812 (26)
27		Fredrik SAMUELSSON	SWE	808	-167	11.24 (-1.3)										808 (27)
28		Pau TONNESEN	ESP	804	-171	11.26 (-0.2)										804 (28)
29		Adam Sebastian HELCELET	CZE	799	-176	11.28 (-1.3)										799 (29)
30		Bastien AUZEIL	FRA	784	-191	11.35 (-0.2)										784 (32)
30		Maicel UIBO	EST	784	-191	11.35 (-0.8)										784 (30)
30		Thomas VAN DER PLAETSEN	BEL	784	-191	11.35 (-0.2)										784 (31)
33		Keisuke USHIRO	JPN	746	-229	11.53 (-0.2)										746 (33)
34		Leonel SUÁREZ	CUB	94	-881	15.93 (-0.8)										94 (34)





DECATHLON SUMMARY AFTER 1 EVENTS

11-12 August 2017



PLACE	BIB	NAME	COUNTRY	POINTS	POINTS BEHIND LEADER
		Jefferson SANTOS	BRA	DNS	

DNS

Official Partners



RACE ANALYSIS



1500 Metres Men - Decathlon

12 August 2017 20:55 START TIME 21° C TEMPERATURE 49 % HUMIDITY

PLACE	BIB	NAME	COUNTRY	DATE of BIRTH	RESULT
		400m			
		800m			
		1200m			
1		Akihiko NAKAMURA	JPN	23 Oct 90	4:22.62
	1:06.79 (1)	2:17.40 (1)	3:29.49 (1)	53.13 (13)	
	1:10.61 (1)	1:12.09 (4)			
2		Jorge UREÑA	ESP	8 Oct 93	4:26.46
	1:10.22 (2)	2:24.60 (3)	3:35.87 (2)	50.59 (7)	
	1:14.38 (3)	1:11.27 (1)			
3		Ashley BRYANT	GBR	17 May 91	4:27.15 PB
	1:12.30 (8)	2:28.47 (6)	3:40.51 (5)	46.64 (1)	
	1:16.17 (8)	1:12.04 (2)			
4		Damian WARNER	CAN	4 Nov 89	4:28.39 SB
	1:12.79 (10)	2:28.78 (7)	3:40.84 (6)	47.55 (2)	
	1:15.99 (7)	1:12.06 (3)			
5		Karl Robert SALURI	EST	6 Aug 93	4:31.31 SB
	1:10.70 (4)	2:24.30 (2)	3:36.74 (3)	54.57 (14)	
	1:13.60 (2)	1:12.44 (5)			
6		Oleksiy KASYANOV	UKR	26 Aug 85	4:33.86
	1:13.10 (11)	2:29.93 (10)	3:44.95 (9)	48.91 (3)	
	1:16.83 (9)	1:15.02 (10)			
7		Kurt FELIX	GRN	4 Jul 88	4:36.62 SB
	1:14.60 (14)	2:32.57 (15)	3:47.33 (15)	49.29 (5)	
	1:17.97 (16)	1:14.76 (7)			
8		Kevin MAYER	FRA	10 Feb 92	4:36.73 SB
	1:10.46 (3)	2:25.32 (4)	3:40.34 (4)	56.39 (17)	
	1:14.86 (4)	1:15.02 (10)			
9		Adam Sebastian HELCELET	CZE	27 Oct 91	4:36.85 SB
	1:15.40 (17)	2:32.95 (16)	3:47.85 (16)	49.00 (4)	
	1:17.55 (12)	1:14.90 (8)			
10		Kai KAZMIREK	GER	28 Jan 91	4:38.07 SB
	1:13.48 (12)	2:30.62 (12)	3:46.03 (11)	52.04 (8)	
	1:17.14 (10)	1:15.41 (13)			
11		Pieter BRAUN	NED	21 Jan 93	4:38.40
	1:12.54 (9)	2:28.16 (5)	3:42.45 (7)	55.95 (16)	
	1:15.62 (5)	1:14.29 (6)			
12		Dominik DISTELBERGER	AUT	16 Mar 90	4:39.15
	1:14.03 (13)	2:32.16 (14)	3:47.11 (14)	52.04 (8)	
	1:18.13 (18)	1:14.95 (9)			
13		Martin ROE	NOR	1 Apr 92	4:39.24
	1:15.08 (16)	2:30.82 (13)	3:46.28 (12)	52.96 (12)	
	1:15.74 (6)	1:15.46 (14)			
14		Janek ÕIGLANE	EST	25 Apr 94	4:39.24
	1:12.05 (7)	2:30.28 (11)	3:46.81 (13)	52.43 (11)	
	1:18.23 (19)	1:16.53 (16)			
15		Bastien AUZEIL	FRA	22 Oct 89	4:39.80 SB
	1:15.86 (18)	2:33.15 (17)	3:49.78 (17)	50.02 (6)	
	1:17.29 (11)	1:16.63 (17)			
16		Devon WILLIAMS	USA	17 Jan 94	4:40.50
	1:11.64 (6)	2:29.58 (9)	3:45.48 (10)	55.02 (15)	
	1:17.94 (15)	1:15.90 (15)			

Timing and Measurement by SEIKO

AT-1500-M-u--1-DEC-M.RS5... issued at 21:05 on Saturday, 12 August 2017

1 2

Official Partners



RACE ANALYSIS
1500 Metres Men - Decathlon

PLACE	BIB	NAME	COUNTRY	DATE of BIRTH	RESULT
	400m	800m			1200m
17		Rico FREIMUTH	GER	14 Mar 88	4:41.57
1:11.21 (5)	2:29.29 (8) 1:18.08 (17)	3:44.66 (8) 1:15.37 (12)			56.91 (18)
18		Pau TONNESEN	ESP	24 Oct 92	4:46.31 SB
1:16.22 (19)	2:33.78 (19) 1:17.56 (13)	3:54.17 (20) 1:20.39 (20)			52.14 (10)
19		Cedric DUBLER	AUS	13 Jan 95	4:50.31
1:15.08 (15)	2:33.38 (18) 1:18.30 (20)	3:53.13 (18) 1:19.75 (19)			57.18 (19)
20		Keisuke USHIRO	JPN	24 Jul 86	4:51.90
1:16.61 (20)	2:34.33 (20) 1:17.72 (14)	3:53.45 (19) 1:19.12 (18)			58.45 (20)
		Zach ZIEMEK	USA	23 Feb 93	DNS

RESULTS



1500 Metres Men - Decathlon

RECORDS	RESULT	NAME	COUNTRY	AGE	VENUE	DATE
World Decathlon Best WDB	3:58.7	Robert BAKER	USA	80	Austin, TX	3 Apr 1980
Champ. Decathlon Best CDB	4:11.82	Beat GÄHWILER	SUI	26	Tokyo (Olympic Stadium)	30 Aug 1991
Area Record AR		National Record NR		Personal Best PB		Season Best SB

12 August 2017 20:55 START TIME 21° C TEMPERATURE 49 % HUMIDITY

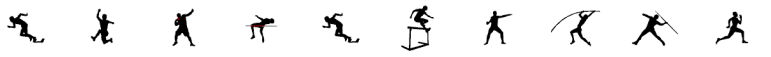
PLACE	NAME	COUNTRY	DATE of BIRTH	ORDER	RESULT	POINTS	TOTAL
1	Akihiko NAKAMURA	JPN	23 Oct 90	21	4:22.62	794	7646
2	Jorge UREÑA	ESP	8 Oct 93	11	4:26.46	768	8125
3	Ashley BRYANT	GBR	17 May 91	18	4:27.15	763	8049
4	Damian WARNER	CAN	4 Nov 89	5	4:28.39	755	8309
5	Karl Robert SALURI	EST	6 Aug 93	10	4:31.31	736	8025
6	Oleksiy KASYANOV	UKR	26 Aug 85	8	4:33.86	719	8234
7	Kurt FELIX	GRN	4 Jul 88	6	4:36.62	702	8227
8	Kevin MAYER	FRA	10 Feb 92	1	4:36.73	701	8768
9	Adam Sebastian HELCELET	CZE	27 Oct 91	7	4:36.85	700	8222
10	Kai KAZMIREK	GER	28 Jan 91	3	4:38.07	692	8488
11	Pieter BRAUN	NED	21 Jan 93	16	4:38.40	690	7890
12	Dominik DISTELBERGER	AUT	16 Mar 90	20	4:39.15	686	7857
13	Martin ROE	NOR	1 Apr 92	15	4:39.24 [.234]	685	8040
14	Janek ÕIGLANE	EST	25 Apr 94	4	4:39.24 [.238]	685	8371
15	Bastien AUZEIL	FRA	22 Oct 89	9	4:39.80	682	7922
16	Devon WILLIAMS	USA	17 Jan 94	14	4:40.50	677	8088
17	Rico FREIMUTH	GER	14 Mar 88	2	4:41.57	670	8564
18	Pau TONNESEN	ESP	24 Oct 92	19	4:46.31	641	8006
19	Cedric DUBLER	AUS	13 Jan 95	12	4:50.31	617	7728
20	Keisuke USHIRO	JPN	24 Jul 86	17	4:51.90	607	7498
	Zach ZIEMEK	USA	23 Feb 93	13	DNS		0

INTERMEDIATE TIMES	400m	1115	Akihiko NAKAMURA	1:06.79
	800m	1115	Akihiko NAKAMURA	2:17.40
	1200m	1115	Akihiko NAKAMURA	3:29.49

DECATHLON FINAL RESULTS

RECORDS	RESULT NAME	COUNTRY	AGE	VENUE	DATE
World Record WR	9045 Ashton EATON	USA	27	Beijing (National Stadium)	29 Aug 2015
Championships Record CR	9045 Ashton EATON	USA	27	Beijing (National Stadium)	29 Aug 2015
World Leading WL	8768 Kevin MAYER	FRA	25	London	12 Aug 2017

11-12 August 2017




PLACE	BIB	NAME	COUNTRY	POINTS	POINTS BEHIND LEADER	100 Metres	Long Jump	Shot Put	High Jump	400 Metres	110 Metres Hurdles	Discus Throw	Pole Vault	Javelin Throw	1500 Metres
1		Kevin MAYER	FRA	8768		10.70 (-0.8) 929 (4)	7.52 (0.0) 940 (4) 1869 (4)	15.72 834 (2) 2703 (1)	2.08 878 (5) 3581 (1)	48.26 897 (7) 4478 (1)	13.75 (-0.1) 1007 (3) 5485 (1)	47.14 811 (7) 6296 (1)	5.10 941 (5) 7237 (1)	66.10 830 (4) 8067 (1)	4:36.73 701 (8) 8768 (1)
2		Rico FREIMUTH	GER	8564	-204	10.53 (-0.7) 968 (2)	7.48 (-0.4) 930 (7) 1898 (1)	14.85 780 (9) 2678 (2)	1.99 794 (17) 3472 (3)	48.41 889 (9) 4361 (3)	13.68 (-0.1) 1016 (2) 5377 (2)	51.17 895 (1) 6272 (2)	4.80 849 (11) 7121 (2)	62.34 773 (8) 7894 (2)	4:41.57 670 (17) 8564 (2)
3		Kai KAZMIREK	GER	8488	-280	10.91 (-0.8) 881 (11)	7.64 (-0.4) 970 (2) 1851 (5)	13.78 715 (21) 2566 (8)	2.11 906 (1) 3472 (2)	47.19 949 (1) 4421 (2)	14.66 (+1.2) 891 (14) 5312 (4)	45.06 768 (10) 6080 (4)	5.10 941 (4) 7021 (3)	62.45 775 (7) 7796 (3)	4:38.07 692 (10) 8488 (3)
4		Janek ÕIGLANE	EST	8371	-397	11.08 (-0.2) 843 (21)	7.33 (-0.1) 893 (14) 1736 (18)	15.13 798 (6) 2534 (12)	2.05 850 (8) 3384 (8)	49.58 834 (22) 4218 (13)	14.56 (-0.5) 903 (10) 5121 (9)	42.11 708 (18) 5829 (9)	5.10 941 (3) 6770 (6)	71.73 916 (1) 7686 (4)	4:39.24 685 (14) 8371 (4)
5		Damian WARNER	CAN	8309	-459	10.50 (-0.7) 975 (1)	7.44 (-0.6) 920 (12) 1895 (2)	13.45 695 (24) 2590 (6)	2.02 822 (13) 3412 (6)	47.47 935 (2) 4347 (4)	13.63 (-0.1) 1023 (1) 5370 (3)	40.67 678 (20) 6048 (5)	4.70 819 (13) 6867 (5)	56.63 687 (15) 7554 (5)	4:28.39 755 (4) 8309 (5)
6		Oleksiy KASYANOV	UKR	8234	-534	10.77 (-0.7) 912 (7)	7.28 (-1.1) 881 (19) 1793 (11)	14.99 789 (8) 2582 (7)	2.02 822 (10) 3404 (7)	48.64 878 (11) 4282 (7)	14.05 (-0.1) 968 (4) 5250 (5)	48.79 845 (2) 6095 (3)	4.70 819 (13) 6914 (4)	50.82 601 (21) 7515 (8)	4:33.86 719 (6) 8234 (6)
7		Kurt FELIX	GRN	8227	-541	11.08 (-0.2) 843 (20)	7.46 (+0.7) 925 (10) 1768 (14)	15.01 790 (7) 2558 (9)	2.08 878 (7) 3436 (5)	49.09 857 (18) 4293 (6)	14.68 (-0.5) 889 (16) 5182 (6)	45.39 775 (9) 5957 (6)	4.50 760 (20) 6717 (7)	64.64 808 (5) 7525 (6)	4:36.62 702 (7) 8227 (7)
8		Adam Sebastian HELCELET	CZE	8222	-546	11.28 (-1.3) 799 (29)	7.03 (-0.7) 821 (28) 1620 (28)	14.57 763 (11) 2383 (23)	2.02 822 (11) 3205 (20)	49.51 837 (21) 4042 (20)	14.38 (+0.4) 926 (8) 4968 (15)	44.71 761 (11) 5729 (11)	4.90 880 (9) 6609 (12)	71.56 913 (2) 7522 (7)	4:36.85 700 (9) 8222 (8)
9		Jorge UREÑA	ESP	8125	-643	11.00 (-0.8) 861 (15)	7.30 (-0.4) 886 (16) 1747 (17)	13.91 723 (19) 2470 (18)	2.08 878 (3) 3348 (11)	48.72 875 (12) 4223 (9)	14.15 (+0.4) 955 (5) 5178 (7)	36.33 590 (23) 5768 (10)	5.00 910 (8) 6678 (10)	56.06 679 (17) 7357 (11)	4:26.46 768 (2) 8125 (9)
10		Devon WILLIAMS	USA	8088	-680	10.93 (-0.7) 876 (12)	7.44 (-0.5) 920 (11) 1796 (10)	14.43 755 (13) 2551 (11)	1.96 767 (23) 3318 (14)	48.11 904 (5) 4222 (11)	14.27 (-0.1) 940 (6) 5162 (8)	44.29 752 (12) 5914 (7)	4.60 790 (18) 6704 (8)	57.93 707 (13) 7411 (9)	4:40.50 677 (16) 8088 (10)
11		Ashley BRYANT	GBR	8049	-719	11.14 (-0.8) 830 (22)	7.44 (-1.0) 920 (13) 1750 (16)	14.09 734 (15) 2484 (17)	1.96 767 (19) 3251 (17)	49.24 850 (19) 4101 (16)	14.75 (+1.2) 880 (17) 4981 (14)	43.95 745 (13) 5726 (12)	4.30 702 (21) 6428 (19)	67.97 858 (3) 7286 (15)	4:27.15 763 (3) 8049 (11)
12		Martin ROE	NOR	8040	-728	10.90 (-1.3) 883 (10)	7.50 (+0.9) 935 (5) 1818 (8)	15.22 803 (4) 2621 (5)	1.93 740 (25) 3361 (10)	49.09 857 (17) 4218 (12)	15.15 (-0.5) 831 (20) 5049 (10)	48.24 834 (3) 5883 (8)	4.50 760 (19) 6643 (11)	58.30 712 (12) 7355 (12)	4:39.24 685 (13) 8040 (12)
13		Karl Robert SALURI	EST	8025	-743	10.55 (-0.7) 963 (3)	7.49 (-1.0) 932 (6) 1895 (3)	13.98 727 (18) 2622 (4)	1.84 661 (30) 3283 (15)	47.76 921 (3) 4204 (14)	15.36 (-0.5) 807 (22) 5011 (12)	40.43 673 (21) 5684 (14)	5.00 910 (6) 6594 (13)	57.12 695 (14) 7289 (14)	4:31.31 736 (5) 8025 (13)
14		Pau TONNESEN	ESP	8006	-762	11.26 (-0.2) 804 (28)	7.21 (+0.6) 864 (21) 1668 (25)	13.76 714 (22) 2382 (24)	2.08 878 (2) 3260 (16)	50.85 776 (26) 4036 (21)	14.57 (+1.2) 902 (11) 4938 (16)	43.07 727 (16) 5665 (15)	5.40 1035 (1) 6700 (9)	55.13 665 (18) 7365 (10)	4:46.31 641 (18) 8006 (14)
15		Bastien AUZEIL	FRA	7922	-846	11.35 (-0.2) 784 (32)	6.87 (+0.2) 783 (31) 1567 (31)	15.23 804 (3) 2371 (25)	1.96 767 (21) 3138 (26)	50.36 798 (24) 3936 (24)	14.59 (+1.2) 900 (13) 4836 (21)	46.86 805 (8) 5641 (18)	4.80 849 (11) 6490 (16)	60.80 750 (9) 7240 (16)	4:39.80 682 (15) 7922 (15)
16		Pieter BRAUN	NED	7890	-878	11.22 (-0.8) 812 (26)	7.17 (-1.5) 854 (23) 1666 (26)	14.48 758 (12) 2424 (22)	1.93 740 (24) 3164 (24)	48.54 883 (10) 4047 (19)	14.67 (+1.2) 890 (15) 4937 (17)	42.59 717 (17) 5654 (16)	4.70 819 (16) 6473 (18)	59.26 727 (10) 7200 (17)	4:38.40 690 (11) 7890 (16)



DECATHLON FINAL RESULTS

11-12 August 2017



PLACE	BIB	NAME	COUNTRY	POINTS	POINTS BEHIND LEADER	100 Metres	Long Jump	Shot Put	High Jump	400 Metres	110 Metres Hurdles	Discus Throw	Pole Vault	Javelin Throw	1500 Metres
17		Dominik DISTELBERGER	AUT	7857	-911	11.03 (-1.3) 854 (16)	7.11 (-0.7) 840 (25)	12.93 663 (30)	1.87 687 (29)	48.13 903 (6)	14.59 (+0.4) 900 (12)	43.18 729 (15)	5.00 910 (6)	56.46 685 (16)	4:39.15 686 (12)
18		Cedric DUBLER	AUS	7728	-1040	11.06 (-0.8) 847 (17)	7.29 (+0.1) 883 (17)	11.36 568 (32)	2.08 878 (5)	48.31 894 (8)	14.92 (+0.4) 859 (19)	40.85 682 (19)	4.90 880 (9)	52.10 620 (20)	4:50.31 617 (19)
19		Akihiko NAKAMURA	JPN	7646	-1122	11.06 (-1.3) 847 (18)	7.28 (-0.6) 881 (18)	11.37 568 (31)	1.96 767 (21)	48.98 862 (15)	14.43 (+0.4) 920 (9)	33.65 537 (24)	4.70 819 (13)	54.22 651 (19)	4:22.62 794 (1)
20		Keisuke USHIRO	JPN	7498	-1270	11.53 (-0.2) 746 (33)	6.64 (-0.2) 729 (32)	13.43 693 (25)	1.96 767 (19)	51.43 750 (27)	15.35 (-0.5) 808 (21)	47.64 821 (5)	4.60 790 (17)	63.28 787 (6)	4:51.90 607 (20)
		Zach ZIEMEK	USA	DNF		10.99 (-0.7) 863 (14)	7.08 (-0.5) 833 (27)	14.01 729 (17)	1.99 794 (15)	50.32 800 (23)	15.36 (+0.4) 807 (22)	47.32 815 (6)	5.10 941 (2)	58.35 713 (11)	DNS
		Lindon VICTOR	GRN	DNF		10.83 (-0.7) 899 (9)	6.98 (-1.2) 809 (29)	15.86 843 (1)	1.99 794 (14)	49.30 847 (20)	15.36 (+1.2) 807 (22)	NM 0	NM 0	DNS	
		Maicel UIBO	EST	DNF		11.35 (-0.8) 784 (30)	6.97 (-1.0) 807 (30)	14.08 733 (16)	2.02 822 (9)	50.61 787 (25)	14.90 (-0.5) 862 (18)	47.88 826 (4)	NM 0	DNS	
		Eelco SINTNICOLAAS	NED	DNF		10.96 (-0.7) 870 (13)	7.31 (-0.4) 888 (15)	14.32 748 (14)	1.90 714 (26)	48.73 874 (13)	14.32 (+0.4) 934 (7)	40.25 670 (22)	DNS		
		Mihail DUDAŠ	SRB	DNF		10.75 (-0.2) 917 (6)	7.46 (+0.2) 925 (9)	13.02 668 (29)	2.02 822 (11)	48.08 905 (4)	DQ 0	43.23 730 (14)	DNS		
		Trey HARDEE	USA	DNF		10.75 (-0.7) 917 (5)	7.48 (-0.4) 930 (8)	15.16 800 (5)	1.99 794 (16)	48.78 872 (14)	DQ 0	NM 0	DNS		
		Ilya SHKURENEV	ANA	DNF		11.17 (-1.3) 823 (25)	7.62 (+0.2) 965 (3)	13.48 697 (23)	2.08 878 (3)	49.02 860 (16)	DQ 0	DNS			
		Larbi BOURRADA	ALG	DNF		10.80 (-0.2) 906 (8)	7.22 (-1.1) 866 (20)	13.41 692 (26)	1.90 714 (26)	DNS					
		Mathias BRUGGER	GER	DNF		11.15 (-1.3) 827 (23)	7.18 (+0.6) 857 (22)	14.80 777 (10)	1.90 714 (26)	DNS					
		Thomas VAN DER PLAETSEN	BEL	DNF		11.35 (-0.2) 784 (31)	7.09 (+0.1) 835 (26)	13.03 669 (28)	1.96 767 (18)	DNS					
		Fredrik SAMUELSSON	SWE	DNF		11.24 (-1.3) 808 (27)	7.11 (-1.6) 840 (24)	13.82 717 (20)	DNS						
		Sutthisak SINGKON	THA	DNF		11.16 (-1.3) 825 (24)	7.65 (-0.7) 972 (1)	13.34 688 (27)	DNS						
		Luiz Alberto DE ARAÚJO	BRA	DNF		11.07 (-1.3) 845 (19)	NM 0	DNS							
		Leonel SUÁREZ	CUB	DNF		15.93 (-0.8) 94 (34)	DNS								





DECATHLON FINAL RESULTS

11-12 August 2017



PLACE	BIB	NAME	COUNTRY	POINTS	POINTS BEHIND LEADER	100 Metres	Long Jump	Shot Put	High Jump	400 Metres	110 Metres Hurdles	Discus Throw	Pole Vault	Javelin Throw	1500 Metres
		Jefferson SANTOS	BRA	DNS		DNS									



SUMMARY



Long Jump Men - Decathlon

RECORDS	RESULT	NAME	COUNTRY	AGE	VENUE	DATE
World Decathlon Best WDB	8.23	Ashton EATON	USA	24	Eugene (Hayward Field), OR	22 Jun 2012
Champ. Decathlon Best CDB	8.07	Tomáš DVORÁK	CZE	29	Edmonton (Commonwealth Stadium)	6 Aug 2001
Area Record AR		National Record NR		Personal Best PB		Season Best SB

11 August 2017

RANK	PLACE	GROUP	BIB	NAME	COUNTRY	DATE of BIRTH	RESULT	WIND	
1	1	B		Sutthisak SINGKON	THA	5 Oct 96	7.65	-0.7	972
2	1	A		Kai KAZMIREK	GER	28 Jan 91	7.64	SB -0.4	970
3	2	B		Ilya SHKURENEV	ANA	11 Jan 91	7.62	SB +0.2	965
4	3	B		Kevin MAYER	FRA	10 Feb 92	7.52	0.0	940
5	2	A		Martin ROE	NOR	1 Apr 92	7.50	PB +0.9	935
6	4	B		Karl Robert SALURI	EST	6 Aug 93	7.49	-1.0	932
7	5	B		Rico FREIMUTH	GER	14 Mar 88	7.48	-0.4	930
8	3	A		Trey HARDEE	USA	7 Feb 84	7.48	SB -0.4	930
9	4	A		Mihail DUDAŠ	SRB	1 Nov 89	7.46	SB +0.2	925
10	6	B		Kurt FELIX	GRN	4 Jul 88	7.46	+0.7	925
11	7	B		Devon WILLIAMS	USA	17 Jan 94	7.44	-0.5	920
12	8	B		Damian WARNER	CAN	4 Nov 89	7.44	-0.6	920
13	9	B		Ashley BRYANT	GBR	17 May 91	7.44	-1.0	920
14	5	A		Janek ÕIGLANE	EST	25 Apr 94	7.33	-0.1	893
15	10	B		Eelco SINTNICOLAAS	NED	7 Apr 87	7.31	-0.4	888
16	11	B		Jorge UREÑA	ESP	8 Oct 93	7.30	-0.4	886
17	12	B		Cedric DUBLER	AUS	13 Jan 95	7.29	+0.1	883
18	13	B		Akihiko NAKAMURA	JPN	23 Oct 90	7.28	-0.6	881
19	14	B		Oleksiy KASYANOV	UKR	26 Aug 85	7.28	-1.1	881
20	6	A		Larbi BOURRADA	ALG	10 May 88	7.22	-1.1	866
21	15	B		Pau TONNESEN	ESP	24 Oct 92	7.21	+0.6	864
22	7	A		Mathias BRUGGER	GER	6 Aug 92	7.18	+0.6	857
23	16	B		Pieter BRAUN	NED	21 Jan 93	7.17	-1.5	854
24	8	A		Fredrik SAMUELSSON	SWE	16 Feb 95	7.11	-1.6	840
25	9	A		Dominik DISTELBERGER	AUT	16 Mar 90	7.11	-0.7	840
26	10	A		Thomas VAN DER PLAETSEN	BEL	24 Dec 90	7.09	+0.1	835
27	17	B		Zach ZIEMEK	USA	23 Feb 93	7.08	-0.5	833
28	18	B		Adam Sebastian HELCELET	CZE	27 Oct 91	7.03	-0.7	821
29	11	A		Lindon VICTOR	GRN	23 Feb 93	6.98	-1.2	809
30	12	A		Maicel UIBO	EST	27 Dec 92	6.97	-1.0	807
31	13	A		Bastien AUZEIL	FRA	22 Oct 89	6.87	+0.2	783
32	14	A		Keisuke USHIRO	JPN	24 Jul 86	6.64	-0.2	729
		A		Luiz Alberto DE ARAÚJO	BRA	27 Jun 87	NM		0
		A		Jefferson SANTOS	BRA	30 Aug 95	DNS		
		A		Leonel SUÁREZ	CUB	1 Sep 87	DNS		

RESULTS

Long Jump Men - Decathlon



RECORDS	RESULT	NAME	COUNTRY	AGE	VENUE	DATE
World Decathlon Best WDB	8.23	Ashton EATON	USA	24	Eugene (Hayward Field), OR	22 Jun 2012
Champ. Decathlon Best CDB	8.07	Tomáš DVORÁK	CZE	29	Edmonton (Commonwealth Stadium)	6 Aug 2001
Area Record AR		National Record NR		Personal Best PB		Season Best SB

Group A

11 August 2017 11:11 START TIME 18° C TEMPERATURE 68% HUMIDITY
12:15 END TIME 19° C 64%

PLACE	NAME	COUNTRY	DATE of BIRTH	ORDER	RESULT	1	2	3	POINTS	TOTAL
1	Kai KAZMIREK	GER	28 Jan 91	8	7.64 -0.4	7.29 -1.2	7.64 -0.4	5.48 -0.6	970	1851
2	Martin ROE	NOR	1 Apr 92	14	7.50 +0.9	7.06 -0.1	7.50 +0.9	7.45 +0.3	935	1818
3	Trey HARDEE	USA	7 Feb 84	2	7.48 -0.4	7.48 -0.4	7.29 -1.3	7.33 -1.3	930	1847
4	Mihail DUDAŠ	SRB	1 Nov 89	12	7.46 +0.2	7.41 -0.1	X -0.4	7.46 +0.2	925	1842
5	Janek ÕIGLANE	EST	25 Apr 94	3	7.33 -0.1	7.33 -0.1	6.97 -0.3	X -1.6	893	1736
6	Larbi BOURRADA	ALG	10 May 88	17	7.22 -1.1	7.04 -0.9	7.22 -1.1	7.20 -0.7	866	1772
7	Mathias BRUGGER	GER	6 Aug 92	13	7.18 +0.6	7.06 -0.7	7.18 +0.6	X +0.1	857	1684
8	Fredrik SAMUELSSON	SWE	16 Feb 95	10	7.11 -1.6	7.04 -0.7	7.11 -1.6	7.07 -0.5	840	1648
9	Dominik DISTELBERGER	AUT	16 Mar 90	1	7.11 -0.7	6.85 -0.1	X -0.3	7.11 -0.7	840	1694
10	Thomas VAN DER PLAETSEN	BEL	24 Dec 90	7	7.09 +0.1	X -0.4	X -0.8	7.09 +0.1	835	1619
11	Lindon VICTOR	GRN	23 Feb 93	5	6.98 -1.2	X -0.7	6.86 -1.1	6.98 -1.2	809	1708
12	Maicel UIBO	EST	27 Dec 92	9	6.97 -1.0	X -0.3	6.97 -1.0	X -0.7	807	1591
13	Bastien AUZEIL	FRA	22 Oct 89	16	6.87 +0.2	6.70 0.0	6.74 -1.4	6.87 +0.2	783	1567
14	Keisuke USHIRO	JPN	24 Jul 86	15	6.64 -0.2	6.57 -1.0	6.52 +0.2	6.64 -0.2	729	1475
	Luiz Alberto DE ARAÚJO	BRA	27 Jun 87	6	NM	X -0.4	r		0	845
	Jefferson SANTOS	BRA	30 Aug 95	4	DNS					0
	Leonel SUÁREZ	CUB	1 Sep 87	11	DNS					0

RESULTS
Long Jump Men - Decathlon

Group B

11 August 2017 11:11 START TIME 18° C TEMPERATURE 68 % HUMIDITY
12:19 END TIME 19° C 64 %

PLACE	NAME	COUNTRY	DATE of BIRTH	ORDER	RESULT	1	2	3	POINTS	TOTAL
1	Sutthisak SINGKHON	THA	5 Oct 96	6	7.65 -0.7	X -0.7	7.12 -1.0	7.65 -0.7	972	1797
2	Ilya SHKURENEV	ANA	11 Jan 91	7	7.62 +0.2	X -0.7	7.29 -0.8	7.62 +0.2	965	1788
3	Kevin MAYER	FRA	10 Feb 92	2	7.52 0.0	7.33 -0.9	7.37 -1.2	7.52 0.0	940	1869
4	Karl Robert SALURI	EST	6 Aug 93	5	7.49 -1.0	7.30 -1.4	7.29 -1.0	7.49 -1.0	932	1895
5	Rico FREIMUTH	GER	14 Mar 88	3	7.48 -0.4	7.11 -0.3	7.48 -0.4	7.45 -0.6	930	1898
6	Kurt FELIX	GRN	4 Jul 88	9	7.46 +0.7	X +0.2	X +1.1	7.46 +0.7	925	1768
7	Devon WILLIAMS	USA	17 Jan 94	10	7.44 -0.5	X -0.8	7.39 -1.0	7.44 -0.5	920	1796
8	Damian WARNER	CAN	4 Nov 89	1	7.44 -0.6	5.72 -0.1	7.27 -1.1	7.44 -0.6	920	1895
9	Ashley BRYANT	GBR	17 May 91	16	7.44 -1.0	X 0.0	7.26 -1.4	7.44 -1.0	920	1750
10	Eelco SINTNICOLAAS	NED	7 Apr 87	15	7.31 -0.4	X -0.3	7.31 -0.4	-	888	1758
11	Jorge UREÑA	ESP	8 Oct 93	17	7.30 -0.4	7.21 -0.3	7.30 -0.4	7.18 -1.4	886	1747
12	Cedric DUBLER	AUS	13 Jan 95	13	7.29 +0.1	6.90 -0.8	7.29 +0.1	6.87 +0.1	883	1730
13	Akihiko NAKAMURA	JPN	23 Oct 90	12	7.28 -0.6	X -0.7	7.28 -0.6	7.24 +0.7	881	1728
14	Oleksiy KASYANOV	UKR	26 Aug 85	4	7.28 -1.1	X -0.8	X -0.9	7.28 -1.1	881	1793
15	Pau TONNESEN	ESP	24 Oct 92	11	7.21 +0.6	X -0.6	7.21 +0.6	X +0.2	864	1668
16	Pieter BRAUN	NED	21 Jan 93	14	7.17 -1.5	6.97 -0.2	X -0.4	7.17 -1.5	854	1666
17	Zach ZIEMEK	USA	23 Feb 93	18	7.08 -0.5	7.02 -1.0	7.08 -0.5	X -2.3	833	1696
18	Adam Sebastian HELCELET	CZE	27 Oct 91	8	7.03 -0.7	7.03 -0.7	7.00 -0.2	6.99 -0.3	821	1620

DECATHLON SUMMARY AFTER 2 EVENTS

RECORDS	RESULT	NAME	COUNTRY	AGE	VENUE	DATE
WR	9045	Ashton EATON	USA	27	Beijing (National Stadium)	29 Aug 2015
CR	9045	Ashton EATON	USA	27	Beijing (National Stadium)	29 Aug 2015
WL	8663	Rico FREIMUTH	GER	29	Ratingen (Stadionring)	25 Jun 2017


11-12 August 2017



PLACE	BIB	NAME	COUNTRY	POINTS	POINTS BEHIND LEADER	100 Metres	Long Jump	Shot Put	High Jump	400 Metres	110 Metres Hurdles	Discus Throw	Pole Vault	Javelin Throw	1500 Metres	
1		Rico FREIMUTH	GER	1898		10.53 (-0.7) 968 (2)	7.48 (-0.4) 930 (7)									
							1898 (1)									
2		Damian WARNER	CAN	1895	-3	10.50 (-0.7) 975 (1)	7.44 (-0.6) 920 (12)									
							1895 (2)									
3		Karl Robert SALURI	EST	1895	-3	10.55 (-0.7) 963 (3)	7.49 (-1.0) 932 (6)									
							1895 (3)									
4		Kevin MAYER	FRA	1869	-29	10.70 (-0.8) 929 (4)	7.52 (0.0) 940 (4)									
							1869 (4)									
5		Kai KAZMIREK	GER	1851	-47	10.91 (-0.8) 881 (11)	7.64 (-0.4) 970 (2)									
							1851 (5)									
6		Trey HARDEE	USA	1847	-51	10.75 (-0.7) 917 (5)	7.48 (-0.4) 930 (8)									
							1847 (6)									
7		Mihail DUDAŠ	SRB	1842	-56	10.75 (-0.2) 917 (6)	7.46 (+0.2) 925 (9)									
							1842 (7)									
8		Martin ROE	NOR	1818	-80	10.90 (-1.3) 883 (10)	7.50 (+0.9) 935 (5)									
							1818 (8)									
9		Sutthisak SINGKHON	THA	1797	-101	11.16 (-1.3) 825 (24)	7.65 (-0.7) 972 (1)									
							1797 (9)									
10		Devon WILLIAMS	USA	1796	-102	10.93 (-0.7) 876 (12)	7.44 (-0.5) 920 (11)									
							1796 (10)									
11		Oleksiy KASYANOV	UKR	1793	-105	10.77 (-0.7) 912 (7)	7.28 (-1.1) 881 (19)									
							1793 (11)									
12		Ilya SHKURENEV	ANA	1788	-110	11.17 (-1.3) 823 (25)	7.62 (+0.2) 965 (3)									
							1788 (12)									
13		Larbi BOURRADA	ALG	1772	-126	10.80 (-0.2) 906 (8)	7.22 (-1.1) 866 (20)									
							1772 (13)									
14		Kurt FELIX	GRN	1768	-130	11.08 (-0.2) 843 (20)	7.46 (+0.7) 925 (10)									
							1768 (14)									
15		Eelco SINTNICOLAAS	NED	1758	-140	10.96 (-0.7) 870 (13)	7.31 (-0.4) 888 (15)									
							1758 (15)									
16		Ashley BRYANT	GBR	1750	-148	11.14 (-0.8) 830 (22)	7.44 (-1.0) 920 (13)									
							1750 (16)									

DECATHLON SUMMARY AFTER 2 EVENTS

11-12 August 2017




PLACE	BIB	NAME	COUNTRY	POINTS	POINTS BEHIND LEADER	100 Metres	Long Jump	Shot Put	High Jump	400 Metres	110 Metres Hurdles	Discus Throw	Pole Vault	Javelin Throw	1500 Metres
17		Jorge UREÑA	ESP	1747	-151	11.00 (-0.8) 861 (15)	7.30 (-0.4) 886 (16) 1747 (17)								
18		Janek ÕIGLANE	EST	1736	-162	11.08 (-0.2) 843 (21)	7.33 (-0.1) 893 (14) 1736 (18)								
19		Cedric DUBLER	AUS	1730	-168	11.06 (-0.8) 847 (17)	7.29 (+0.1) 883 (17) 1730 (19)								
20		Akihiko NAKAMURA	JPN	1728	-170	11.06 (-1.3) 847 (18)	7.28 (-0.6) 881 (18) 1728 (20)								
21		Lindon VICTOR	GRN	1708	-190	10.83 (-0.7) 899 (9)	6.98 (-1.2) 809 (29) 1708 (21)								
22		Zach ZIEMEK	USA	1696	-202	10.99 (-0.7) 863 (14)	7.08 (-0.5) 833 (27) 1696 (22)								
23		Dominik DISTELBERGER	AUT	1694	-204	11.03 (-1.3) 854 (16)	7.11 (-0.7) 840 (25) 1694 (23)								
24		Mathias BRUGGER	GER	1684	-214	11.15 (-1.3) 827 (23)	7.18 (+0.6) 857 (22) 1684 (24)								
25		Pau TONNESEN	ESP	1668	-230	11.26 (-0.2) 804 (28)	7.21 (+0.6) 864 (21) 1668 (25)								
26		Pieter BRAUN	NED	1666	-232	11.22 (-0.8) 812 (26)	7.17 (-1.5) 854 (23) 1666 (26)								
27		Fredrik SAMUELSSON	SWE	1648	-250	11.24 (-1.3) 808 (27)	7.11 (-1.6) 840 (24) 1648 (27)								
28		Adam Sebastian HELCELET	CZE	1620	-278	11.28 (-1.3) 799 (29)	7.03 (-0.7) 821 (28) 1620 (28)								
29		Thomas VAN DER PLAETSEN	BEL	1619	-279	11.35 (-0.2) 784 (31)	7.09 (+0.1) 835 (26) 1619 (29)								
30		Maicel UIBO	EST	1591	-307	11.35 (-0.8) 784 (30)	6.97 (-1.0) 807 (30) 1591 (30)								
31		Bastien AUZEIL	FRA	1567	-331	11.35 (-0.2) 784 (32)	6.87 (+0.2) 783 (31) 1567 (31)								
32		Keisuke USHIRO	JPN	1475	-423	11.53 (-0.2) 746 (33)	6.64 (-0.2) 729 (32) 1475 (32)								
33		Luiz Alberto DE ARAÚJO	BRA	845	-1053	11.07 (-1.3) 845 (19)	NM 0 845 (33)								
		Leonel SUÁREZ	CUB	DNF		15.93 (-0.8) 94 (34)	DNS								





DECATHLON SUMMARY AFTER 2 EVENTS

11-12 August 2017



PLACE	BIB	NAME	COUNTRY	POINTS	POINTS BEHIND LEADER	100 Metres	Long Jump	Shot Put	High Jump	400 Metres	110 Metres Hurdles	Discus Throw	Pole Vault	Javelin Throw	1500 Metres
		Jefferson SANTOS	BRA	DNS		DNS									



SUMMARY



Shot Put Men - Decathlon

RECORDS	RESULT	NAME	COUNTRY	AGE	VENUE	DATE
World Decathlon Best WDB	19.17	Edi HUBACHER	SUI	29	Bern	5 Oct 1969
Champ. Decathlon Best CDB	17.54	Mike SMITH	CAN	30	Athina (Olympic Stadium)	5 Aug 1997
Area Record AR		National Record NR		Personal Best PB		Season Best SB

11 August 2017

RANK	PLACE	GROUP	BIB	NAME	COUNTRY	DATE of BIRTH	RESULT	
1	1	B		Lindon VICTOR	GRN	23 Feb 93	15.86	843
2	2	B		Kevin MAYER	FRA	10 Feb 92	15.72	834
3	3	B		Bastien AUZEIL	FRA	22 Oct 89	15.23	804
4	4	B		Martin ROE	NOR	1 Apr 92	15.22	803
5	5	B		Trey HARDEE	USA	7 Feb 84	15.16	800
6	6	B		Janek ÕIGLANE	EST	25 Apr 94	15.13	798
7	7	B		Kurt FELIX	GRN	4 Jul 88	15.01	790
8	8	B		Oleksiy KASYANOV	UKR	26 Aug 85	14.99	789
9	9	B		Rico FREIMUTH	GER	14 Mar 88	14.85	780
10	10	B		Mathias BRUGGER	GER	6 Aug 92	14.80	777
11	11	B		Adam Sebastian HELCELET	CZE	27 Oct 91	14.57	763
12	12	B		Pieter BRAUN	NED	21 Jan 93	14.48	758
13	1	A		Devon WILLIAMS	USA	17 Jan 94	14.43	755
14	2	A		Eelco SINTNICOLAAS	NED	7 Apr 87	14.32	748
15	13	B		Ashley BRYANT	GBR	17 May 91	14.09	734
16	3	A		Maicel UIBO	EST	27 Dec 92	14.08	733
17	4	A		Zach ZIEMEK	USA	23 Feb 93	14.01	729
18	5	A		Karl Robert SALURI	EST	6 Aug 93	13.98	727
19	6	A		Jorge UREÑA	ESP	8 Oct 93	13.91	723
20	7	A		Fredrik SAMUELSSON	SWE	16 Feb 95	13.82	717
21	14	B		Kai KAZMIREK	GER	28 Jan 91	13.78	715
22	15	B		Pau TONNESEN	ESP	24 Oct 92	13.76	714
23	8	A		Ilya SHKURENEV	ANA	11 Jan 91	13.48	697
24	16	B		Damian WARNER	CAN	4 Nov 89	13.45	695
25	17	B		Keisuke USHIRO	JPN	24 Jul 86	13.43	693
26	9	A		Larbi BOURRADA	ALG	10 May 88	13.41	692
27	10	A		Sutthisak SINGKHON	THA	5 Oct 96	13.34	688
28	11	A		Thomas VAN DER PLAETSEN	BEL	24 Dec 90	13.03	669
29	12	A		Mihail DUDAŠ	SRB	1 Nov 89	13.02	668
30	13	A		Dominik DISTELBERGER	AUT	16 Mar 90	12.93	663
31	14	A		Akihiko NAKAMURA	JPN	23 Oct 90	11.37	568
32	15	A		Cedric DUBLER	AUS	13 Jan 95	11.36	568
		A		Jefferson SANTOS	BRA	30 Aug 95	DNS	
		A		Leonel SUÁREZ	CUB	1 Sep 87	DNS	
		B		Luiz Alberto DE ARAÚJO	BRA	27 Jun 87	DNS	

RESULTS



Shot Put Men - Decathlon

RECORDS	RESULT	NAME	COUNTRY	AGE	VENUE	DATE
World Decathlon Best WDB	19.17	Edi HUBACHER	SUI	29	Bern	5 Oct 1969
Champ. Decathlon Best CDB	17.54	Mike SMITH	CAN	30	Athina (Olympic Stadium)	5 Aug 1997

Area Record AR	National Record NR	Personal Best PB	Season Best SB
Group A			
11 August 2017 12:55 START TIME		20° C TEMPERATURE	53 % HUMIDITY
13:37 END TIME		20° C	53 %

PLACE	NAME	COUNTRY	DATE OF BIRTH	ORDER	RESULT	1	2	3	POINTS	TOTAL
1	Devon WILLIAMS	USA	17 Jan 94	4	14.43	13.50	13.53	14.43	755	2551
2	Eelco SINTNICOLAAS	NED	7 Apr 87	1	14.32	14.29	14.32	14.25	748	2506
3	Maicel UIBO	EST	27 Dec 92	13	14.08	13.34	14.08	13.80	733	2324
4	Zach ZIEMEK	USA	23 Feb 93	14	14.01 SB	13.75	14.01	X	729	2425
5	Karl Robert SALURI	EST	6 Aug 93	2	13.98	13.91	13.98	13.98	727	2622
6	Jorge UREÑA	ESP	8 Oct 93	9	13.91	13.74	X	13.91	723	2470
7	Fredrik SAMUELSSON	SWE	16 Feb 95	5	13.82	13.68	13.82	X	717	2365
8	Ilya SHKURENEV	ANA	11 Jan 91	3	13.48	13.38	13.48	13.39	697	2485
9	Larbi BOURRADA	ALG	10 May 88	16	13.41 SB	12.44	13.41	13.08	692	2464
10	Sutthisak SINGKHON	THA	5 Oct 96	8	13.34	13.34	X	X	688	2485
11	Thomas VAN DER PLAETSEN	BEL	24 Dec 90	12	13.03 SB	11.99	X	13.03	669	2288
12	Mihail DUDAŠ	SRB	1 Nov 89	11	13.02	12.68	12.95	13.02	668	2510
13	Dominik DISTELBERGER	AUT	16 Mar 90	17	12.93	12.77	X	12.93	663	2357
14	Akihiko NAKAMURA	JPN	23 Oct 90	6	11.37	11.25	X	11.37	568	2296
15	Cedric DUBLER	AUS	13 Jan 95	10	11.36 SB	11.18	11.24	11.36	568	2298
	Jefferson SANTOS	BRA	30 Aug 95	7	DNS					0
	Leonel SUÁREZ	CUB	1 Sep 87	15	DNS					0


PLACE	NAME	COUNTRY	DATE OF BIRTH	ORDER	RESULT	1	2	3	POINTS	TOTAL
Group B										
11 August 2017 12:55 START TIME		20° C TEMPERATURE		53 % HUMIDITY						
13:41 END TIME		20° C		53 %						
1	Lindon VICTOR	GRN	23 Feb 93	3	15.86	15.14	15.86	15.05	843	2551
2	Kevin MAYER	FRA	10 Feb 92	2	15.72 SB	15.72	15.43	X	834	2703
3	Bastien AUZEIL	FRA	22 Oct 89	7	15.23	15.23	X	X	804	2371
4	Martin ROE	NOR	1 Apr 92	16	15.22	14.66	14.79	15.22	803	2621
5	Trey HARDEE	USA	7 Feb 84	15	15.16	15.16	14.94	14.89	800	2647
6	Janek ÕIGLANE	EST	25 Apr 94	10	15.13	14.83	14.65	15.13	798	2534
7	Kurt FELIX	GRN	4 Jul 88	11	15.01	14.83	15.01	X	790	2558
8	Oleksiy KASYANOV	UKR	26 Aug 85	12	14.99 SB	14.75	14.71	14.99	789	2582
9	Rico FREIMUTH	GER	14 Mar 88	5	14.85	14.85	X	14.26	780	2678
10	Mathias BRUGGER	GER	6 Aug 92	9	14.80	14.32	14.33	14.80	777	2461
11	Adam Sebastian HELCELET	CZE	27 Oct 91	6	14.57	X	14.57	X	763	2383
12	Pieter BRAUN	NED	21 Jan 93	8	14.48	13.33	14.48	14.23	758	2424
13	Ashley BRYANT	GBR	17 May 91	1	14.09	14.09	13.80	X	734	2484
14	Kai KAZMIREK	GER	28 Jan 91	17	13.78	13.60	13.78	13.68	715	2566
15	Pau TONNESEN	ESP	24 Oct 92	4	13.76	13.30	13.76	r	714	2382
16	Damian WARNER	CAN	4 Nov 89	18	13.45	13.13	X	13.45	695	2590
17	Keisuke USHIRO	JPN	24 Jul 86	13	13.43	13.43	13.23	13.22	693	2168
	Luiz Alberto DE ARAÚJO	BRA	27 Jun 87	14	DNS					0



DECATHLON SUMMARY AFTER 3 EVENTS

RECORDS	RESULT	NAME	COUNTRY	AGE	VENUE	DATE
WR	9045	Ashton EATON	USA	27	Beijing (National Stadium)	29 Aug 2015
CR	9045	Ashton EATON	USA	27	Beijing (National Stadium)	29 Aug 2015
WL	8663	Rico FREIMUTH	GER	29	Ratingen (Stadionring)	25 Jun 2017


11-12 August 2017



PLACE	BIB	NAME	COUNTRY	POINTS	POINTS BEHIND LEADER	100 Metres	Long Jump	Shot Put	High Jump	400 Metres	110 Metres Hurdles	Discus Throw	Pole Vault	Javelin Throw	1500 Metres
1		Kevin MAYER	FRA	2703		10.70 (-0.8) 929 (4)	7.52 (0.0) 940 (4)	15.72 834 (2)							
							1869 (4)	2703 (1)							
2		Rico FREIMUTH	GER	2678	-25	10.53 (-0.7) 968 (2)	7.48 (-0.4) 930 (7)	14.85 780 (9)							
							1898 (1)	2678 (2)							
3		Trey HARDEE	USA	2647	-56	10.75 (-0.7) 917 (5)	7.48 (-0.4) 930 (8)	15.16 800 (5)							
							1847 (6)	2647 (3)							
4		Karl Robert SALURI	EST	2622	-81	10.55 (-0.7) 963 (3)	7.49 (-1.0) 932 (6)	13.98 727 (18)							
							1895 (3)	2622 (4)							
5		Martin ROE	NOR	2621	-82	10.90 (-1.3) 883 (10)	7.50 (+0.9) 935 (5)	15.22 803 (4)							
							1818 (8)	2621 (5)							
6		Damian WARNER	CAN	2590	-113	10.50 (-0.7) 975 (1)	7.44 (-0.6) 920 (12)	13.45 695 (24)							
							1895 (2)	2590 (6)							
7		Oleksiy KASYANOV	UKR	2582	-121	10.77 (-0.7) 912 (7)	7.28 (-1.1) 881 (19)	14.99 789 (8)							
							1793 (11)	2582 (7)							
8		Kai KAZMIREK	GER	2566	-137	10.91 (-0.8) 881 (11)	7.64 (-0.4) 970 (2)	13.78 715 (21)							
							1851 (5)	2566 (8)							
9		Kurt FELIX	GRN	2558	-145	11.08 (-0.2) 843 (20)	7.46 (+0.7) 925 (10)	15.01 790 (7)							
							1768 (14)	2558 (9)							
10		Lindon VICTOR	GRN	2551	-152	10.83 (-0.7) 899 (9)	6.98 (-1.2) 809 (29)	15.86 843 (1)							
							1708 (21)	2551 (10)							
11		Devon WILLIAMS	USA	2551	-152	10.93 (-0.7) 876 (12)	7.44 (-0.5) 920 (11)	14.43 755 (13)							
							1796 (10)	2551 (11)							
12		Janek ÕIGLANE	EST	2534	-169	11.08 (-0.2) 843 (21)	7.33 (-0.1) 893 (14)	15.13 798 (6)							
							1736 (18)	2534 (12)							
13		Mihail DUDAŠ	SRB	2510	-193	10.75 (-0.2) 917 (6)	7.46 (+0.2) 925 (9)	13.02 668 (29)							
							1842 (7)	2510 (13)							
14		Eelco SINTNICOLAAS	NED	2506	-197	10.96 (-0.7) 870 (13)	7.31 (-0.4) 888 (15)	14.32 748 (14)							
							1758 (15)	2506 (14)							
15		Sutthisak SINGKHON	THA	2485	-218	11.16 (-1.3) 825 (24)	7.65 (-0.7) 972 (1)	13.34 688 (27)							
							1797 (9)	2485 (15)							
16		Ilya SHKURENEV	ANA	2485	-218	11.17 (-1.3) 823 (25)	7.62 (+0.2) 965 (3)	13.48 697 (23)							
							1788 (12)	2485 (16)							

DECATHLON SUMMARY AFTER 3 EVENTS

11-12 August 2017



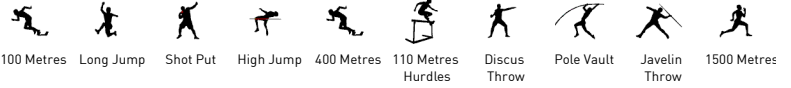
PLACE	BIB	NAME	COUNTRY	POINTS	POINTS BEHIND LEADER	100 Metres	Long Jump	Shot Put	High Jump	400 Metres	110 Metres Hurdles	Discus Throw	Pole Vault	Javelin Throw	1500 Metres
17		Ashley BRYANT	GBR	2484	-219	11.14 (-0.8) 830 (22)	7.44 (-1.0) 920 (13) 1750 (16)	14.09 734 (15) 2484 (17)							
18		Jorge UREÑA	ESP	2470	-233	11.00 (-0.8) 861 (15)	7.30 (-0.4) 886 (16) 1747 (17)	13.91 723 (19) 2470 (18)							
19		Larbi BOURRADA	ALG	2464	-239	10.80 (-0.2) 906 (8)	7.22 (-1.1) 866 (20) 1772 (13)	13.41 692 (26) 2464 (19)							
20		Mathias BRUGGER	GER	2461	-242	11.15 (-1.3) 827 (23)	7.18 (+0.6) 857 (22) 1684 (24)	14.80 777 (10) 2461 (20)							
21		Zach ZIEMEK	USA	2425	-278	10.99 (-0.7) 863 (14)	7.08 (-0.5) 833 (27) 1696 (22)	14.01 729 (17) 2425 (21)							
22		Pieter BRAUN	NED	2424	-279	11.22 (-0.8) 812 (26)	7.17 (-1.5) 854 (23) 1666 (26)	14.48 758 (12) 2424 (22)							
23		Adam Sebastian HELCELET	CZE	2383	-320	11.28 (-1.3) 799 (29)	7.03 (-0.7) 821 (28) 1620 (28)	14.57 763 (11) 2383 (23)							
24		Pau TONNESEN	ESP	2382	-321	11.26 (-0.2) 804 (28)	7.21 (+0.6) 864 (21) 1668 (25)	13.76 714 (22) 2382 (24)							
25		Bastien AUZEIL	FRA	2371	-332	11.35 (-0.2) 784 (32)	6.87 (+0.2) 783 (31) 1567 (31)	15.23 804 (3) 2371 (25)							
26		Fredrik SAMUELSSON	SWE	2365	-338	11.24 (-1.3) 808 (27)	7.11 (-1.6) 840 (24) 1648 (27)	13.82 717 (20) 2365 (26)							
27		Dominik DISTELBERGER	AUT	2357	-346	11.03 (-1.3) 854 (16)	7.11 (-0.7) 840 (25) 1694 (23)	12.93 663 (30) 2357 (27)							
28		Maicel UIBO	EST	2324	-379	11.35 (-0.8) 784 (30)	6.97 (-1.0) 807 (30) 1591 (30)	14.08 733 (16) 2324 (28)							
29		Cedric DUBLER	AUS	2298	-405	11.06 (-0.8) 847 (17)	7.29 (+0.1) 883 (17) 1730 (19)	11.36 568 (32) 2298 (29)							
30		Akihiko NAKAMURA	JPN	2296	-407	11.06 (-1.3) 847 (18)	7.28 (-0.6) 881 (18) 1728 (20)	11.37 568 (31) 2296 (30)							
31		Thomas VAN DER PLAETSEN	BEL	2288	-415	11.35 (-0.2) 784 (31)	7.09 (+0.1) 835 (26) 1619 (29)	13.03 669 (28) 2288 (31)							
32		Keisuke USHIRO	JPN	2168	-535	11.53 (-0.2) 746 (33)	6.64 (-0.2) 729 (32) 1475 (32)	13.43 693 (25) 2168 (32)							
		Luiz Alberto DE ARAÚJO	BRA	DNF		11.07 (-1.3) 845 (19)	NM 0 845 (33)	DNS							
		Leonel SUÁREZ	CUB	DNF		15.93 (-0.8) 94 (34)	DNS								





DECATHLON SUMMARY AFTER 3 EVENTS

11-12 August 2017



PLACE	BIB	NAME	COUNTRY	POINTS	POINTS BEHIND LEADER	100 Metres	Long Jump	Shot Put	High Jump	400 Metres	110 Metres Hurdles	Discus Throw	Pole Vault	Javelin Throw	1500 Metres
		Jefferson SANTOS	BRA	DNS		DNS									

Official Partners



SUMMARY



High Jump Men - Decathlon

RECORDS	RESULT	NAME	COUNTRY	AGE	VENUE	DATE
World Decathlon Best WDB	2.28	Derek DROUIN	CAN	27	Santa Barbara (Westmont College), CA	7 Apr 2017
Champ. Decathlon Best CDB	2.24	Jagan HAMES	AUS	22	Athina (Olympic Stadium)	5 Aug 1997
Area Record AR		National Record NR		Personal Best PB		Season Best SB

11 August 2017

RANK	PLACE	GROUP	BIB	NAME	COUNTRY	DATE of BIRTH	RESULT		
1	1	A		Kai KAZMIREK	GER	28 Jan 91	2.11	SB	906
2	2	A		Pau TONNESEN	ESP	24 Oct 92	2.08		878
3	3	A		Ilya SHKURENEV	ANA	11 Jan 91	2.08		878
3	3	A		Jorge UREÑA	ESP	8 Oct 93	2.08		878
5	5	A		Cedric DUBLER	AUS	13 Jan 95	2.08	SB	878
5	5	A		Kevin MAYER	FRA	10 Feb 92	2.08		878
7	7	A		Kurt FELIX	GRN	4 Jul 88	2.08	SB	878
8	8	A		Janek ÕIGLANE	EST	25 Apr 94	2.05	PB	850
9	9	A		Maicel UIBO	EST	27 Dec 92	2.02		822
10	1	B		Oleksiy KASYANOV	UKR	26 Aug 85	2.02	SB	822
11	2	B		Mihail DUDAŠ	SRB	1 Nov 89	2.02	SB	822
11	10	A		Adam Sebastian HELCELET	CZE	27 Oct 91	2.02		822
13	11	A		Damian WARNER	CAN	4 Nov 89	2.02		822
14	12	A		Lindon VICTOR	GRN	23 Feb 93	1.99		794
15	13	A		Zach ZIEMEK	USA	23 Feb 93	1.99		794
16	3	B		Trey HARDEE	USA	7 Feb 84	1.99	SB	794
17	4	B		Rico FREIMUTH	GER	14 Mar 88	1.99		794
18	5	B		Thomas VAN DER PLAETSEN	BEL	24 Dec 90	1.96		767
19	6	B		Ashley BRYANT	GBR	17 May 91	1.96		767
19	6	B		Keisuke USHIRO	JPN	24 Jul 86	1.96	SB	767
21	8	B		Akihiko NAKAMURA	JPN	23 Oct 90	1.96	SB	767
21	8	B		Bastien AUZEIL	FRA	22 Oct 89	1.96		767
23	10	B		Devon WILLIAMS	USA	17 Jan 94	1.96		767
24	14	A		Pieter BRAUN	NED	21 Jan 93	1.93		740
25	11	B		Martin ROE	NOR	1 Apr 92	1.93		740
26	12	B		Eelco SINTNICOLAAS	NED	7 Apr 87	1.90		714
26	12	B		Mathias BRUGGER	GER	6 Aug 92	1.90		714
26	15	A		Larbi BOURRADA	ALG	10 May 88	1.90		714
29	14	B		Dominik DISTELBERGER	AUT	16 Mar 90	1.87		687
30	15	B		Karl Robert SALURI	EST	6 Aug 93	1.84		661
		A		Fredrik SAMUELSSON	SWE	16 Feb 95	DNS		
		B		Sutthisak SINGKON	THA	5 Oct 96	DNS		

RESULTS

High Jump Men - Decathlon



RECORDS	RESULT	NAME	COUNTRY	AGE	VENUE	DATE
World Decathlon Best WDB	2.28	Derek DROUIN	CAN	27	Santa Barbara (Westmont College), CA	7 Apr 2017
Champ. Decathlon Best CDB	2.24	Jagan HAMES	AUS	22	Athina (Olympic Stadium)	5 Aug 1997
Area Record AR		National Record NR		Personal Best PB		Season Best SB

Group A

11 August 2017 17:00 START TIME 21° C 49 %
18:50 END TIME TEMPERATURE HUMIDITY
20° C 60 %

PLACE	NAME	COUNTRY	DATE of BIRTH	ORDER	RESULT	High Jump										POINTS	TOTAL	
						1.84	1.87	1.90	1.93	1.96	1.99	2.02	2.05	2.08	2.11			2.14
1	Kai KAZMIREK	GER	28 Jan 91	7	2.11 SB	-	-	-	-	0	-	0	0	XO	0	XXX	906	3472
2	Pau TONNESEN	ESP	24 Oct 92	3	2.08	-	-	-	-	0	0	0	0	0	XXX	878	3260	
3	Ilya SHKURENEV	ANA	11 Jan 91	13	2.08	-	-	-	-	XO	0	0	XO	0	XXX	878	3363	
3	Jorge UREÑA	ESP	8 Oct 93	8	2.08	-	-	0	-	0	0	0	XXO	0	XXX	878	3348	
5	Cedric DUBLER	AUS	13 Jan 95	2	2.08 SB	-	-	-	-	-	0	-	XO	XO	XXX	878	3176	
5	Kevin MAYER	FRA	10 Feb 92	15	2.08	-	-	-	-	0	0	XO	0	XO	XXX	878	3581	
7	Kurt FELIX	GRN	4 Jul 88	12	2.08 SB	-	-	-	-	0	-	0	0	XXO	XXX	878	3436	
8	Janek ÕIGLANE	EST	25 Apr 94	9	2.05 PB	-	-	0	0	0	0	0	XO	XXX	850	3384		
9	Maicel UIBO	EST	27 Dec 92	1	2.02	-	-	-	-	-	0	0	XXX	822	3146			
10	Adam Sebastian HELCELET	CZE	27 Oct 91	5	2.02	-	-	0	0	0	0	XXO	XXX	822	3205			
11	Damian WARNER	CAN	4 Nov 89	4	2.02	-	-	0	0	XO	0	XXO	XXX	822	3412			
12	Lindon VICTOR	GRN	23 Feb 93	16	1.99	-	-	-	0	0	0	XXX	794	3345				
13	Zach ZIEMEK	USA	23 Feb 93	10	1.99	-	-	-	-	XO	0	XXX	794	3219				
14	Pieter BRAUN	NED	21 Jan 93	11	1.93	-	-	XXO	0	XXX				740	3164			
15	Larbi BOURRADA	ALG	10 May 88	14	1.90	-	-	0	r					714	3178			
	Fredrik SAMUELSSON	SWE	16 Feb 95	6	DNS										0			



RESULTS
High Jump Men - Decathlon

Group B

11 August 2017 17:01 START TIME 21° C TEMPERATURE 49 % HUMIDITY
19:16 END TIME 20° C 60 %


PLACE	NAME	COUNTRY	DATE of BIRTH	ORDER	RESULT	SB	1.78	1.81	1.84	1.87	1.90	1.93	1.96	1.99	2.02	2.05	POINTS	TOTAL
1	Oleksiy KASYANOV	UKR	26 Aug 85	2	2.02	SB	-	-	-	-	0	0	0	X0	X0	XXX	822	3404
2	Mihail DUDAŠ	SRB	1 Nov 89	16	2.02	SB	-	-	0	-	0	-	0	0	XX0	XXX	822	3332
3	Trey HARDEE	USA	7 Feb 84	8	1.99	SB	-	-	-	-	0	-	X0	X0	XXX		794	3441
4	Rico FREIMUTH	GER	14 Mar 88	12	1.99		-	-	0	0	X0	0	X0	X0	XXX		794	3472
5	Thomas VAN DER PLAETSEN	BEL	24 Dec 90	5	1.96		-	-	-	-	0	-	0	XXX			767	3055
6	Ashley BRYANT	GBR	17 May 91	14	1.96		-	-	0	0	X0	0	0	XXX			767	3251
6	Keisuke USHIRO	JPN	24 Jul 86	4	1.96	SB	-	-	0	0	0	X0	0	XXX			767	2935
8	Bastien AUZEIL	FRA	22 Oct 89	6	1.96		-	-	-	-	X0	0	X0	XXX			767	3138
8	Akihiko NAKAMURA	JPN	23 Oct 90	1	1.96	SB	-	-	0	0	0	X0	X0	XXX			767	3063
10	Devon WILLIAMS	USA	17 Jan 94	13	1.96		-	-	-	0	0	XX0	XX0	XXX			767	3318
11	Martin ROE	NOR	1 Apr 92	15	1.93		-	0	0	0	0	X0	XXX				740	3361
12	Mathias BRUGGER	GER	6 Aug 92	3	1.90		-	-	-	-	0	XXX					714	3175
12	Eelco SINTNICOLAAS	NED	7 Apr 87	10	1.90		-	0	-	0	0	XXX					714	3220
14	Dominik DISTELBERGER	AUT	16 Mar 90	9	1.87		-	-	0	0	XXX						687	3044
15	Karl Robert SALURI	EST	6 Aug 93	7	1.84		-	0	0	XXX							661	3283
	Sutthisak SINGKHON	THA	5 Oct 96	11	DNS													0



DECATHLON SUMMARY AFTER 4 EVENTS

RECORDS	RESULT	NAME	COUNTRY	AGE	VENUE	DATE
WR	9045	Ashton EATON	USA	27	Beijing (National Stadium)	29 Aug 2015
CR	9045	Ashton EATON	USA	27	Beijing (National Stadium)	29 Aug 2015
WL	8663	Rico FREIMUTH	GER	29	Ratingen (Stadionring)	25 Jun 2017


11-12 August 2017



PLACE	BIB	NAME	COUNTRY	POINTS	POINTS BEHIND LEADER	100 Metres	Long Jump	Shot Put	High Jump	400 Metres	110 Metres Hurdles	Discus Throw	Pole Vault	Javelin Throw	1500 Metres
1		Kevin MAYER	FRA	3581		10.70 (-0.8) 929 (4)	7.52 (0.0) 940 (4) 1869 (4)	15.72 834 (2) 2703 (1)	2.08 878 (5) 3581 (1)						
2		Kai KAZMIREK	GER	3472	-109	10.91 (-0.8) 881 (11)	7.64 (-0.4) 970 (2) 1851 (5)	13.78 715 (21) 2566 (8)	2.11 906 (1) 3472 (2)						
3		Rico FREIMUTH	GER	3472	-109	10.53 (-0.7) 968 (2)	7.48 (-0.4) 930 (7) 1898 (1)	14.85 780 (9) 2678 (2)	1.99 794 (17) 3472 (3)						
4		Trey HARDEE	USA	3441	-140	10.75 (-0.7) 917 (5)	7.48 (-0.4) 930 (8) 1847 (6)	15.16 800 (5) 2647 (3)	1.99 794 (16) 3441 (4)						
5		Kurt FELIX	GRN	3436	-145	11.08 (-0.2) 843 (20)	7.46 (+0.7) 925 (10) 1768 (14)	15.01 790 (7) 2558 (9)	2.08 878 (7) 3436 (5)						
6		Damian WARNER	CAN	3412	-169	10.50 (-0.7) 975 (1)	7.44 (-0.6) 920 (12) 1895 (2)	13.45 695 (24) 2590 (6)	2.02 822 (13) 3412 (6)						
7		Oleksiy KASYANOV	UKR	3404	-177	10.77 (-0.7) 912 (7)	7.28 (-1.1) 881 (19) 1793 (11)	14.99 789 (8) 2582 (7)	2.02 822 (10) 3404 (7)						
8		Janek ÕIGLANE	EST	3384	-197	11.08 (-0.2) 843 (21)	7.33 (-0.1) 893 (14) 1736 (18)	15.13 798 (6) 2534 (12)	2.05 850 (8) 3384 (8)						
9		Ilya SHKURENEV	ANA	3363	-218	11.17 (-1.3) 823 (25)	7.62 (+0.2) 965 (3) 1788 (12)	13.48 697 (23) 2485 (16)	2.08 878 (3) 3363 (9)						
10		Martin ROE	NOR	3361	-220	10.90 (-1.3) 883 (10)	7.50 (+0.9) 935 (5) 1818 (8)	15.22 803 (4) 2621 (5)	1.93 740 (25) 3361 (10)						
11		Jorge UREÑA	ESP	3348	-233	11.00 (-0.8) 861 (15)	7.30 (-0.4) 886 (16) 1747 (17)	13.91 723 (19) 2470 (18)	2.08 878 (3) 3348 (11)						
12		Lindon VICTOR	GRN	3345	-236	10.83 (-0.7) 899 (9)	6.98 (-1.2) 809 (29) 1708 (21)	15.86 843 (1) 2551 (10)	1.99 794 (14) 3345 (12)						
13		Mihail DUDAŠ	SRB	3332	-249	10.75 (-0.2) 917 (6)	7.46 (+0.2) 925 (9) 1842 (7)	13.02 668 (29) 2510 (13)	2.02 822 (11) 3332 (13)						
14		Devon WILLIAMS	USA	3318	-263	10.93 (-0.7) 876 (12)	7.44 (-0.5) 920 (11) 1796 (10)	14.43 755 (13) 2551 (11)	1.96 767 (23) 3318 (14)						
15		Karl Robert SALURI	EST	3283	-298	10.55 (-0.7) 963 (3)	7.49 (-1.0) 932 (6) 1895 (3)	13.98 727 (18) 2622 (4)	1.84 661 (30) 3283 (15)						
16		Pau TONNESEN	ESP	3260	-321	11.26 (-0.2) 804 (28)	7.21 (+0.6) 864 (21) 1668 (25)	13.76 714 (22) 2382 (24)	2.08 878 (2) 3260 (16)						

DECATHLON SUMMARY AFTER 4 EVENTS

11-12 August 2017




PLACE	BIB	NAME	COUNTRY	POINTS	POINTS BEHIND LEADER	100 Metres	Long Jump	Shot Put	High Jump	400 Metres	110 Metres Hurdles	Discus Throw	Pole Vault	Javelin Throw	1500 Metres
17		Ashley BRYANT	GBR	3251	-330	11.14 (-0.8) 830 (22)	7.44 (-1.0) 920 (13) 1750 (16)	14.09 734 (15) 2484 (17)	1.96 767 (19) 3251 (17)						
18		Eelco SINTNICOLAAS	NED	3220	-361	10.96 (-0.7) 870 (13)	7.31 (-0.4) 888 (15) 1758 (15)	14.32 748 (14) 2506 (14)	1.90 714 (26) 3220 (18)						
19		Zach ZIEMEK	USA	3219	-362	10.99 (-0.7) 863 (14)	7.08 (-0.5) 833 (27) 1696 (22)	14.01 729 (17) 2425 (21)	1.99 794 (15) 3219 (19)						
20		Adam Sebastian HELCELET	CZE	3205	-376	11.28 (-1.3) 799 (29)	7.03 (-0.7) 821 (28) 1620 (28)	14.57 763 (11) 2383 (23)	2.02 822 (11) 3205 (20)						
21		Larbi BOURRADA	ALG	3178	-403	10.80 (-0.2) 906 (8)	7.22 (-1.1) 866 (20) 1772 (13)	13.41 692 (26) 2464 (19)	1.90 714 (26) 3178 (21)						
22		Cedric DUBLER	AUS	3176	-405	11.06 (-0.8) 847 (17)	7.29 (+0.1) 883 (17) 1730 (19)	11.36 568 (32) 2298 (29)	2.08 878 (5) 3176 (22)						
23		Mathias BRUGGER	GER	3175	-406	11.15 (-1.3) 827 (23)	7.18 (+0.6) 857 (22) 1684 (24)	14.80 777 (10) 2461 (20)	1.90 714 (26) 3175 (23)						
24		Pieter BRAUN	NED	3164	-417	11.22 (-0.8) 812 (26)	7.17 (-1.5) 854 (23) 1666 (26)	14.48 758 (12) 2424 (22)	1.93 740 (24) 3164 (24)						
25		Maicel UIBO	EST	3146	-435	11.35 (-0.8) 784 (30)	6.97 (-1.0) 807 (30) 1591 (30)	14.08 733 (16) 2324 (28)	2.02 822 (9) 3146 (25)						
26		Bastien AUZEIL	FRA	3138	-443	11.35 (-0.2) 784 (32)	6.87 (+0.2) 783 (31) 1567 (31)	15.23 804 (3) 2371 (25)	1.96 767 (21) 3138 (26)						
27		Akihiko NAKAMURA	JPN	3063	-518	11.06 (-1.3) 847 (18)	7.28 (-0.6) 881 (18) 1728 (20)	11.37 568 (31) 2296 (30)	1.96 767 (21) 3063 (27)						
28		Thomas VAN DER PLAETSEN	BEL	3055	-526	11.35 (-0.2) 784 (31)	7.09 (+0.1) 835 (26) 1619 (29)	13.03 669 (28) 2288 (31)	1.96 767 (18) 3055 (28)						
29		Dominik DISTELBERGER	AUT	3044	-537	11.03 (-1.3) 854 (16)	7.11 (-0.7) 840 (25) 1694 (23)	12.93 663 (30) 2357 (27)	1.87 687 (29) 3044 (29)						
30		Keisuke USHIRO	JPN	2935	-646	11.53 (-0.2) 746 (33)	6.64 (-0.2) 729 (32) 1475 (32)	13.43 693 (25) 2168 (32)	1.96 767 (19) 2935 (30)						
		Fredrik SAMUELSSON	SWE	DNF		11.24 (-1.3) 808 (27)	7.11 (-1.6) 840 (24) 1648 (27)	13.82 717 (20) 2365 (26)	DNS						
		Sutthisak SINGKHON	THA	DNF		11.16 (-1.3) 825 (24)	7.65 (-0.7) 972 (1) 1797 (9)	13.34 688 (27) 2485 (15)	DNS						
		Luiz Alberto DE ARAÚJO	BRA	DNF		11.07 (-1.3) 845 (19)	NM 0 845 (33)	DNS							
		Leonel SUÁREZ	CUB	DNF		15.93 (-0.8) 94 (34)	DNS								





DECATHLON SUMMARY AFTER 4 EVENTS

11-12 August 2017



PLACE	BIB	NAME	COUNTRY	POINTS	POINTS BEHIND LEADER	100 Metres	Long Jump	Shot Put	High Jump	400 Metres	110 Metres Hurdles	Discus Throw	Pole Vault	Javelin Throw	1500 Metres
		Jefferson SANTOS	BRA	DNS		DNS									

Official Partners



SUMMARY



400 Metres Men - Decathlon

RECORDS	RESULT	NAME	COUNTRY	AGE	VENUE	DATE
World Decathlon Best WDB	45.00	Ashton EATON	USA	27	Beijing (National Stadium)	28 Aug 2015
Champ. Decathlon Best CDB	45.00	Ashton EATON	USA	27	Beijing (National Stadium)	28 Aug 2015
Area Record AR		National Record NR		Personal Best PB		Season Best SB

11 August 2017

RANK	PLACE	HEAT	LANE	BIB	NAME	COUNTRY	DATE of BIRTH	RESULT		
1	1	4	8		Kai KAZMIREK	GER	28 Jan 91	47.19	SB	949
2	2	4	3		Damian WARNER	CAN	4 Nov 89	47.47	SB	935
3	3	4	4		Karl Robert SALURI	EST	6 Aug 93	47.76		921
4	1	1	6		Mihail DUDAŠ	SRB	1 Nov 89	48.08	SB	905
5	4	4	7		Devon WILLIAMS	USA	17 Jan 94	48.11	PB	904
6	5	4	2		Dominik DISTELBERGER	AUT	16 Mar 90	48.13	SB	903
7	2	1	2		Kevin MAYER	FRA	10 Feb 92	48.26	PB	897
8	1	2	8		Cedric DUBLER	AUS	13 Jan 95	48.31	SB	894
9	1	3	7		Rico FREIMUTH	GER	14 Mar 88	48.41	SB	889
10	2	2	7		Pieter BRAUN	NED	21 Jan 93	48.54	SB	883
11	2	3	2		Oleksiy KASYANOV	UKR	26 Aug 85	48.64	SB	878
12	3	2	6		Jorge UREÑA	ESP	8 Oct 93	48.72	PB	875
13	3	3	4		Eelco SINTNICOLAAS	NED	7 Apr 87	48.73		874
14	4	2	4		Trey HARDEE	USA	7 Feb 84	48.78	SB	872
15	4	3	5		Akihiko NAKAMURA	JPN	23 Oct 90	48.98		862
16	5	3	9		Ilya SHKURENEV	ANA	11 Jan 91	49.02		860
17	5	2	5		Martin ROE	NOR	1 Apr 92	49.09 [.086]	SB	857
18	6	3	3		Kurt FELIX	GRN	4 Jul 88	49.09 [.088]		857
19	6	2	3		Ashley BRYANT	GBR	17 May 91	49.24	SB	850
20	6	4	9		Lindon VICTOR	GRN	23 Feb 93	49.30		847
21	7	2	2		Adam Sebastian HELCELET	CZE	27 Oct 91	49.51		837
22	3	1	7		Janek ŌIGLANE	EST	25 Apr 94	49.58	PB	834
23	8	2	9		Zach ZIEMEK	USA	23 Feb 93	50.32		800
24	4	1	5		Bastien AUZEIL	FRA	22 Oct 89	50.36	SB	798
25	5	1	3		Maicel UIBO	EST	27 Dec 92	50.61	SB	787
26	6	1	9		Pau TONNESEN	ESP	24 Oct 92	50.85	SB	776
27	7	1	8		Keisuke USHIRO	JPN	24 Jul 86	51.43	SB	750
			3		Fredrik SAMUELSSON	SWE	16 Feb 95	DNS		
			3		Larbi BOURRADA	ALG	10 May 88	DNS		
			4		Mathias BRUGGER	GER	6 Aug 92	DNS		
			4		Sutthisak SINGKHON	THA	5 Oct 96	DNS		
			1		Thomas VAN DER PLAETSEN	BEL	24 Dec 90	DNS		

RESULTS



400 Metres Men - Decathlon

RECORDS	RESULT	NAME	COUNTRY	AGE	VENUE	DATE
World Decathlon Best WDB	45.00	Ashton EATON	USA	27	Beijing (National Stadium)	28 Aug 2015
Champ. Decathlon Best CDB	45.00	Ashton EATON	USA	27	Beijing (National Stadium)	28 Aug 2015
Area Record AR						
National Record NR						
Personal Best PB						
Season Best SB						

Heat 1 4 11 August 2017 20:44 START TIME 19° C TEMPERATURE 64 % HUMIDITY

PLACE	NAME	COUNTRY	DATE OF BIRTH	LANE	RESULT	REACTION	F _n	POINTS	TOTAL
1	Mihail DUDAŠ	SRB	1 Nov 89	6	48.08	SB	0.173	905	4237
2	Kevin MAYER	FRA	10 Feb 92	2	48.26	PB	0.175	897	4478
3	Janek ÕIGLANE	EST	25 Apr 94	7	49.58	PB	0.175	834	4218
4	Bastien AUZEIL	FRA	22 Oct 89	5	50.36	SB	0.185	798	3936
5	Maicel UIBO	EST	27 Dec 92	3	50.61	SB	0.186	787	3933
6	Pau TONNESEN	ESP	24 Oct 92	9	50.85	SB	0.157	776	4036
7	Keisuke USHIRO	JPN	24 Jul 86	8	51.43	SB	0.206	750	3685
	Thomas VAN DER PLAETSEN	BEL	24 Dec 90	4	DNS				0

Heat 2 4 11 August 2017 20:54 START TIME 19° C TEMPERATURE 64 % HUMIDITY

PLACE	NAME	COUNTRY	DATE OF BIRTH	LANE	RESULT	REACTION	F _n	POINTS	TOTAL
1	Cedric DUBLER	AUS	13 Jan 95	8	48.31	SB	0.148	894	4070
2	Pieter BRAUN	NED	21 Jan 93	7	48.54	SB	0.172	883	4047
3	Jorge UREÑA	ESP	8 Oct 93	6	48.72	PB	0.146	875	4223
4	Trey HARDEE	USA	7 Feb 84	4	48.78	SB	0.121	872	4313
5	Martin ROE	NOR	1 Apr 92	5	49.09 (.086)	SB	0.147	857	4218
6	Ashley BRYANT	GBR	17 May 91	3	49.24	SB	0.192	850	4101
7	Adam Sebastian HELCELET	CZE	27 Oct 91	2	49.51		0.145	837	4042
8	Zach ZIEMEK	USA	23 Feb 93	9	50.32		0.206	800	4019

Heat 3 4 11 August 2017 21:02 START TIME 19° C TEMPERATURE 68 % HUMIDITY

PLACE	NAME	COUNTRY	DATE OF BIRTH	LANE	RESULT	REACTION	F _n	POINTS	TOTAL
1	Rico FREIMUTH	GER	14 Mar 88	7	48.41	SB	0.187	889	4361
2	Oleksiy KASYANOV	UKR	26 Aug 85	2	48.64	SB	0.171	878	4282
3	Eelco SINTNICOLAAS	NED	7 Apr 87	4	48.73		0.170	874	4094
4	Akihiko NAKAMURA	JPN	23 Oct 90	5	48.98		0.148	862	3925
5	Ilya SHKURENEV	ANA	11 Jan 91	9	49.02		0.181	860	4223
6	Kurt FELIX	GRN	4 Jul 88	3	49.09 (.088)		0.173	857	4293
	Larbi BOURRADA	ALG	10 May 88	8	DNS				0
	Fredrik SAMUELSSON	SWE	16 Feb 95	6	DNS				0

RESULTS
400 Metres Men - Decathlon

Heat 4

4

11 August 2017 21:11 START TIME

19° C TEMPERATURE
68 % HUMIDITY

PLACE	NAME	COUNTRY	DATE of BIRTH	LANE	RESULT	REACTION	Fn	POINTS	TOTAL
1	Kai KAZMIREK	GER	28 Jan 91	8	47.19	SB	0.163	949	4421
2	Damian WARNER	CAN	4 Nov 89	3	47.47	SB	0.150	935	4347
3	Karl Robert SALURI	EST	6 Aug 93	4	47.76		0.147	921	4204
4	Devon WILLIAMS	USA	17 Jan 94	7	48.11	PB	0.162	904	4222
5	Dominik DISTELBERGER	AUT	16 Mar 90	2	48.13	SB	0.150	903	3947
6	Lindon VICTOR	GRN	23 Feb 93	9	49.30		0.165	847	4192
	Mathias BRUGGER	GER	6 Aug 92	5	DNS				0
	Sutthisak SINGKON	THA	5 Oct 96	6	DNS				0

DECATHLON SUMMARY AFTER 5 EVENTS

RECORDS	RESULT	NAME	COUNTRY	AGE	VENUE	DATE
WR	9045	Ashton EATON	USA	27	Beijing (National Stadium)	29 Aug 2015
CR	9045	Ashton EATON	USA	27	Beijing (National Stadium)	29 Aug 2015
WL	8663	Rico FREIMUTH	GER	29	Ratingen (Stadionring)	25 Jun 2017


11-12 August 2017



PLACE	BIB	NAME	COUNTRY	POINTS	POINTS BEHIND LEADER	100 Metres	Long Jump	Shot Put	High Jump	400 Metres	110 Metres Hurdles	Discus Throw	Pole Vault	Javelin Throw	1500 Metres
1		Kevin MAYER	FRA	4478		10.70 (-0.8) 929 (4)	7.52 (0.0) 940 (4) 1869 (4)	15.72 834 (2) 2703 (1)	2.08 878 (5) 3581 (1)	48.26 897 (7) 4478 (1)					
2		Kai KAZMIREK	GER	4421	-57	10.91 (-0.8) 881 (11)	7.64 (-0.4) 970 (2) 1851 (5)	13.78 715 (21) 2566 (8)	2.11 906 (1) 3472 (2)	47.19 949 (1) 4421 (2)					
3		Rico FREIMUTH	GER	4361	-117	10.53 (-0.7) 968 (2)	7.48 (-0.4) 930 (7) 1898 (1)	14.85 780 (9) 2678 (2)	1.99 794 (17) 3472 (3)	48.41 889 (9) 4361 (3)					
4		Damian WARNER	CAN	4347	-131	10.50 (-0.7) 975 (1)	7.44 (-0.6) 920 (12) 1895 (2)	13.45 695 (24) 2590 (6)	2.02 822 (13) 3412 (6)	47.47 935 (2) 4347 (4)					
5		Trey HARDEE	USA	4313	-165	10.75 (-0.7) 917 (5)	7.48 (-0.4) 930 (8) 1847 (6)	15.16 800 (5) 2647 (3)	1.99 794 (16) 3441 (4)	48.78 872 (14) 4313 (5)					
6		Kurt FELIX	GRN	4293	-185	11.08 (-0.2) 843 (20)	7.46 (+0.7) 925 (10) 1768 (14)	15.01 790 (7) 2558 (9)	2.08 878 (7) 3436 (5)	49.09 857 (18) 4293 (6)					
7		Oleksiy KASYANOV	UKR	4282	-196	10.77 (-0.7) 912 (7)	7.28 (-1.1) 881 (19) 1793 (11)	14.99 789 (8) 2582 (7)	2.02 822 (10) 3404 (7)	48.64 878 (11) 4282 (7)					
8		Mihail DUDAŠ	SRB	4237	-241	10.75 (-0.2) 917 (6)	7.46 (+0.2) 925 (9) 1842 (7)	13.02 668 (29) 2510 (13)	2.02 822 (11) 3332 (13)	48.08 905 (4) 4237 (8)					
9		Jorge UREÑA	ESP	4223	-255	11.00 (-0.8) 861 (15)	7.30 (-0.4) 886 (16) 1747 (17)	13.91 723 (19) 2470 (18)	2.08 878 (3) 3348 (11)	48.72 875 (12) 4223 (9)					
10		Ilya SHKURENEV	ANA	4223	-255	11.17 (-1.3) 823 (25)	7.62 (+0.2) 965 (3) 1788 (12)	13.48 697 (23) 2485 (16)	2.08 878 (3) 3363 (9)	49.02 860 (16) 4223 (10)					
11		Devon WILLIAMS	USA	4222	-256	10.93 (-0.7) 876 (12)	7.44 (-0.5) 920 (11) 1796 (10)	14.43 755 (13) 2551 (11)	1.96 767 (23) 3318 (14)	48.11 904 (5) 4222 (11)					
12		Martin ROE	NOR	4218	-260	10.90 (-1.3) 883 (10)	7.50 (+0.9) 935 (5) 1818 (8)	15.22 803 (4) 2621 (5)	1.93 740 (25) 3361 (10)	49.09 857 (17) 4218 (12)					
13		Janek ÕIGLANE	EST	4218	-260	11.08 (-0.2) 843 (21)	7.33 (-0.1) 893 (14) 1736 (18)	15.13 798 (6) 2534 (12)	2.05 850 (8) 3384 (8)	49.58 834 (22) 4218 (13)					
14		Karl Robert SALURI	EST	4204	-274	10.55 (-0.7) 963 (3)	7.49 (-1.0) 932 (6) 1895 (3)	13.98 727 (18) 2622 (4)	1.84 661 (30) 3283 (15)	47.76 921 (3) 4204 (14)					
15		Lindon VICTOR	GRN	4192	-286	10.83 (-0.7) 899 (9)	6.98 (-1.2) 809 (29) 1708 (21)	15.86 843 (1) 2551 (10)	1.99 794 (14) 3345 (12)	49.30 847 (20) 4192 (15)					
16		Ashley BRYANT	GBR	4101	-377	11.14 (-0.8) 830 (22)	7.44 (-1.0) 920 (13) 1750 (16)	14.09 734 (15) 2484 (17)	1.96 767 (19) 3251 (17)	49.24 850 (19) 4101 (16)					

DECATHLON SUMMARY AFTER 5 EVENTS

11-12 August 2017




PLACE	BIB	NAME	COUNTRY	POINTS	POINTS BEHIND LEADER	100 Metres	Long Jump	Shot Put	High Jump	400 Metres	110 Metres Hurdles	Discus Throw	Pole Vault	Javelin Throw	1500 Metres
17		Eelco SINTNICOLAAS	NED	4094	-384	10.96 (-0.7) 870 (13)	7.31 (-0.4) 888 (15)	14.32 748 (14)	1.90 714 (26)	48.73 874 (13)					
							1758 (15)	2506 (14)	3220 (18)	4094 (17)					
18		Cedric DUBLER	AUS	4070	-408	11.06 (-0.8) 847 (17)	7.29 (+0.1) 883 (17)	11.36 568 (32)	2.08 878 (5)	48.31 894 (8)					
							1730 (19)	2298 (29)	3176 (22)	4070 (18)					
19		Pieter BRAUN	NED	4047	-431	11.22 (-0.8) 812 (26)	7.17 (-1.5) 854 (23)	14.48 758 (12)	1.93 740 (24)	48.54 883 (10)					
							1666 (26)	2424 (22)	3164 (24)	4047 (19)					
20		Adam Sebastian HELCELET	CZE	4042	-436	11.28 (-1.3) 799 (29)	7.03 (-0.7) 821 (28)	14.57 763 (11)	2.02 822 (11)	49.51 837 (21)					
							1620 (28)	2383 (23)	3205 (20)	4042 (20)					
21		Pau TONNESEN	ESP	4036	-442	11.26 (-0.2) 804 (28)	7.21 (+0.6) 864 (21)	13.76 714 (22)	2.08 878 (2)	50.85 776 (26)					
							1668 (25)	2382 (24)	3260 (16)	4036 (21)					
22		Zach ZIEMEK	USA	4019	-459	10.99 (-0.7) 863 (14)	7.08 (-0.5) 833 (27)	14.01 729 (17)	1.99 794 (15)	50.32 800 (23)					
							1696 (22)	2425 (21)	3219 (19)	4019 (22)					
23		Dominik DISTELBERGER	AUT	3947	-531	11.03 (-1.3) 854 (16)	7.11 (-0.7) 840 (25)	12.93 663 (30)	1.87 687 (29)	48.13 903 (6)					
							1694 (23)	2357 (27)	3044 (29)	3947 (23)					
24		Bastien AUZEIL	FRA	3936	-542	11.35 (-0.2) 784 (32)	6.87 (+0.2) 783 (31)	15.23 804 (3)	1.96 767 (21)	50.36 798 (24)					
							1567 (31)	2371 (25)	3138 (26)	3936 (24)					
25		Maicel UIBO	EST	3933	-545	11.35 (-0.8) 784 (30)	6.97 (-1.0) 807 (30)	14.08 733 (16)	2.02 822 (9)	50.61 787 (25)					
							1591 (30)	2324 (28)	3146 (25)	3933 (25)					
26		Akihiko NAKAMURA	JPN	3925	-553	11.06 (-1.3) 847 (18)	7.28 (-0.6) 881 (18)	11.37 568 (31)	1.96 767 (21)	48.98 862 (15)					
							1728 (20)	2296 (30)	3063 (27)	3925 (26)					
27		Keisuke USHIRO	JPN	3685	-793	11.53 (-0.2) 746 (33)	6.64 (-0.2) 729 (32)	13.43 693 (25)	1.96 767 (19)	51.43 750 (27)					
							1475 (32)	2168 (32)	2935 (30)	3685 (27)					
		Larbi BOURRADA	ALG	DNF		10.80 (-0.2) 906 (8)	7.22 (-1.1) 866 (20)	13.41 692 (26)	1.90 714 (26)	DNS					
							1772 (13)	2464 (19)	3178 (21)						
		Mathias BRUGGER	GER	DNF		11.15 (-1.3) 827 (23)	7.18 (+0.6) 857 (22)	14.80 777 (10)	1.90 714 (26)	DNS					
							1684 (24)	2461 (20)	3175 (23)						
		Thomas VAN DER PLAETSEN	BEL	DNF		11.35 (-0.2) 784 (31)	7.09 (+0.1) 835 (26)	13.03 669 (28)	1.96 767 (18)	DNS					
							1619 (29)	2288 (31)	3055 (28)						
		Fredrik SAMUELSSON	SWE	DNF		11.24 (-1.3) 808 (27)	7.11 (-1.6) 840 (24)	13.82 717 (20)	DNS						
							1648 (27)	2365 (26)							
		Sutthisak SINGKHON	THA	DNF		11.16 (-1.3) 825 (24)	7.65 (-0.7) 972 (1)	13.34 688 (27)	DNS						
							1797 (9)	2485 (15)							
		Luiz Alberto DE ARAÚJO	BRA	DNF		11.07 (-1.3) 845 (19)	NM 0 845 (33)	DNS							
		Leonel SUÁREZ	CUB	DNF		15.93 (-0.8) 94 (34)	DNS								





DECATHLON SUMMARY AFTER 5 EVENTS

11-12 August 2017



PLACE	BIB	NAME	COUNTRY	POINTS	POINTS BEHIND LEADER	100 Metres	Long Jump	Shot Put	High Jump	400 Metres	110 Metres Hurdles	Discus Throw	Pole Vault	Javelin Throw	1500 Metres
		Jefferson SANTOS	BRA	DNS		DNS									

Official Partners



SUMMARY



110 Metres Hurdles Men - Decathlon

RECORDS	RESULT	NAME	COUNTRY	AGE	VENUE	DATE
World Decathlon Best WDB	13.44	Damian WARNER	CAN	26	Toronto (CIBC)	23 Jul 2015
Champ. Decathlon Best CDB	13.55	Frank BUSEMANN	GER	22	Athina (Olympic Stadium)	6 Aug 1997
Area Record AR		National Record NR		Personal Best PB		Season Best SB

12 August 2017

RANK	PLACE	HEAT	LANE	BIB	NAME	COUNTRY	DATE of BIRTH	RESULT		WIND		
1	1	4	5		Damian WARNER	CAN	4 Nov 89	13.63		-0.1	1023	
2	2	4	8		Rico FREIMUTH	GER	14 Mar 88	13.68	SB	-0.1	1016	
3	3	4	2		Kevin MAYER	FRA	10 Feb 92	13.75	PB	-0.1	1007	
4	4	4	6		Oleksiy KASYANOV	UKR	26 Aug 85	14.05		-0.1	968	
5	1	3	8		Jorge UREÑA	ESP	8 Oct 93	14.15	SB	+0.4	955	
6	5	4	4		Devon WILLIAMS	USA	17 Jan 94	14.27		-0.1	940	
7	2	3	4		Eelco SINTNICOLAAS	NED	7 Apr 87	14.32		+0.4	934	
8	3	3	3		Adam Sebastian HELCELET	CZE	27 Oct 91	14.38		+0.4	926	
9	4	3	7		Akihiko NAKAMURA	JPN	23 Oct 90	14.43		+0.4	920	
10	1	1	7		Janek ÕIGLANE	EST	25 Apr 94	14.56	SB	-0.5	903	
11	1	2	4		Pau TONNESEN	ESP	24 Oct 92	14.57		+1.2	902	
12	5	3	5		Dominik DISTELBERGER	AUT	16 Mar 90	14.59 (.587)		+0.4	900	
13	2	2	5		Bastien AUZEIL	FRA	22 Oct 89	14.59 (.588)	SB	+1.2	900	
14	3	2	7		Kai KAZMIREK	GER	28 Jan 91	14.66		+1.2	891	
15	4	2	8		Pieter BRAUN	NED	21 Jan 93	14.67		+1.2	890	
16	2	1	4		Kurt FELIX	GRN	4 Jul 88	14.68	SB	-0.5	889	
17	5	2	3		Ashley BRYANT	GBR	17 May 91	14.75		+1.2	880	
18	3	1	6		Maicel UIBO	EST	27 Dec 92	14.90		-0.5	862	
19	6	3	2		Cedric DUBLER	AUS	13 Jan 95	14.92		+0.4	859	
20	4	1	5		Martin ROE	NOR	1 Apr 92	15.15	PB	-0.5	831	
21	5	1	2		Keisuke USHIRO	JPN	24 Jul 86	15.35		-0.5	808	
22	6	1	3		Karl Robert SALURI	EST	6 Aug 93	15.36 (.351)		-0.5	807	
22	6	2	6		Lindon VICTOR	GRN	23 Feb 93	15.36 (.351)		+1.2	807	
22	7	3	6		Zach ZIEMEK	USA	23 Feb 93	15.36 (.351)		+0.4	807	
		2	2		Mihail DUDAŠ	SRB	1 Nov 89	DQ		168.7	+1.2	0
		4	3		Ilya SHKURENEV	ANA	11 Jan 91	DQ		168.7(b)	-0.1	0
		4	7		Trey HARDEE	USA	7 Feb 84	DQ		168.7(b)	-0.1	0

NOTE IAAF Rule 168.7 - Not jumping each hurdle
IAAF Rule 168.7(b) - Deliberately knocking down a hurdle

RESULTS



110 Metres Hurdles Men - Decathlon

RECORDS	RESULT	NAME	COUNTRY	AGE	VENUE	DATE
World Decathlon Best WDB	13.44	Damian WARNER	CAN	26	Toronto (CIBC)	23 Jul 2015
Champ. Decathlon Best CDB	13.55	Frank BUSEMANN	GER	22	Athina (Olympic Stadium)	6 Aug 1997

Area Record **AR** National Record **NR** Personal Best **PB** Season Best **SB**

Heat 1 12 August 2017 09:59 START TIME 19° C TEMPERATURE 78 % HUMIDITY -0.5 m/s WIND

PLACE	NAME	COUNTRY	DATE OF BIRTH	LANE	RESULT	REACTION	Fn	POINTS	TOTAL
1	Janek ÖIGLANE	EST	25 Apr 94	7	14.56	SB	0.166	903	5121
2	Kurt FELIX	GRN	4 Jul 88	4	14.68	SB	0.154	889	5182
3	Maicel UIBO	EST	27 Dec 92	6	14.90		0.158	862	4795
4	Martin ROE	NOR	1 Apr 92	5	15.15	PB	0.140	831	5049
5	Keisuke USHIRO	JPN	24 Jul 86	2	15.35		0.193	808	4493
6	Karl Robert SALURI	EST	6 Aug 93	3	15.36 (.351)		0.123	807	5011

Heat 2 12 August 2017 10:07 START TIME 19° C TEMPERATURE 78 % HUMIDITY +1.2 m/s WIND

PLACE	NAME	COUNTRY	DATE OF BIRTH	LANE	RESULT	REACTION	Fn	POINTS	TOTAL
1	Pau TONNESEN	ESP	24 Oct 92	4	14.57		0.146	902	4938
2	Bastien AUZEIL	FRA	22 Oct 89	5	14.59 (.588)	SB	0.181	900	4836
3	Kai KAZMIREK	GER	28 Jan 91	7	14.66		0.145	891	5312
4	Pieter BRAUN	NED	21 Jan 93	8	14.67		0.153	890	4937
5	Ashley BRYANT	GBR	17 May 91	3	14.75		0.152	880	4981
6	Lindon VICTOR	GRN	23 Feb 93	6	15.36 (.351)		0.155	807	4999
	Mihail DUDAŠ	SRB	1 Nov 89	2	DQ 168.7		0.137	0	4237

NOTE IAAF Rule 168.7 - Not jumping each hurdle

Heat 3 12 August 2017 10:15 START TIME 19° C TEMPERATURE 78 % HUMIDITY +0.4 m/s WIND

PLACE	NAME	COUNTRY	DATE OF BIRTH	LANE	RESULT	REACTION	Fn	POINTS	TOTAL
1	Jorge UREÑA	ESP	8 Oct 93	8	14.15	SB	0.135	955	5178
2	Eelco SINTNICOLAAS	NED	7 Apr 87	4	14.32		0.142	934	5028
3	Adam Sebastian HELCELET	CZE	27 Oct 91	3	14.38		0.123	926	4968
4	Akihiko NAKAMURA	JPN	23 Oct 90	7	14.43		0.126	920	4845
5	Dominik DISTELBERGER	AUT	16 Mar 90	5	14.59 (.587)		0.143	900	4847
6	Cedric DUBLER	AUS	13 Jan 95	2	14.92		0.144	859	4929
7	Zach ZIEMEK	USA	23 Feb 93	6	15.36 (.351)		0.154	807	4826

Heat 4 12 August 2017 10:23 START TIME 19° C TEMPERATURE 78 % HUMIDITY -0.1 m/s WIND


PLACE	NAME	COUNTRY	DATE OF BIRTH	LANE	RESULT	REACTION	Fn	POINTS	TOTAL
1	Damian WARNER	CAN	4 Nov 89	5	13.63		0.134	1023	5370
2	Rico FREIMUTH	GER	14 Mar 88	8	13.68	SB	0.170	1016	5377
3	Kevin MAYER	FRA	10 Feb 92	2	13.75	PB	0.192	1007	5485
4	Oleksiy KASYANOV	UKR	26 Aug 85	6	14.05		0.176	968	5250
5	Devon WILLIAMS	USA	17 Jan 94	4	14.27		0.158	940	5162
	Trey HARDEE	USA	7 Feb 84	7	DQ 168.7(b)		0.179	0	4313
	Ilya SHKURENEV	ANA	11 Jan 91	3	DQ 168.7(b)		0.183	0	4223

NOTE IAAF Rule 168.7(b) - Deliberately knocking down a hurdle

DECATHLON SUMMARY AFTER 6 EVENTS

RECORDS	RESULT	NAME	COUNTRY	AGE	VENUE	DATE
WR	9045	Ashton EATON	USA	27	Beijing (National Stadium)	29 Aug 2015
CR	9045	Ashton EATON	USA	27	Beijing (National Stadium)	29 Aug 2015
WL	8663	Rico FREIMUTH	GER	29	Ratingen (Stadionring)	25 Jun 2017


11-12 August 2017



PLACE	BIB	NAME	COUNTRY	POINTS	POINTS BEHIND LEADER	100 Metres	Long Jump	Shot Put	High Jump	400 Metres	110 Metres Hurdles	Discus Throw	Pole Vault	Javelin Throw	1500 Metres
1		Kevin MAYER	FRA	5485		10.70 (-0.8) 929 (4)	7.52 (0.0) 940 (4) 1869 (4)	15.72 834 (2) 2703 (1)	2.08 878 (5) 3581 (1)	48.26 897 (7) 4478 (1)	13.75 (-0.1) 1007 (3) 5485 (1)				
2		Rico FREIMUTH	GER	5377	-108	10.53 (-0.7) 968 (2) 1898 (1)	7.48 (-0.4) 930 (7) 2678 (2)	14.85 780 (9) 2678 (2)	1.99 794 (17) 3472 (3)	48.41 889 (9) 4361 (3)	13.68 (-0.1) 1016 (2) 5377 (2)				
3		Damian WARNER	CAN	5370	-115	10.50 (-0.7) 975 (1) 1895 (2)	7.44 (-0.6) 920 (12) 2590 (6)	13.45 695 (24) 2590 (6)	2.02 822 (13) 3412 (6)	47.47 935 (2) 4347 (4)	13.63 (-0.1) 1023 (1) 5370 (3)				
4		Kai KAZMIREK	GER	5312	-173	10.91 (-0.8) 881 (11) 1851 (5)	7.64 (-0.4) 970 (2) 1851 (5)	13.78 715 (21) 2566 (8)	2.11 906 (1) 3472 (2)	47.19 949 (1) 4421 (2)	14.66 (+1.2) 891 (14) 5312 (4)				
5		Oleksiy KASYANOV	UKR	5250	-235	10.77 (-0.7) 912 (7) 1793 (11)	7.28 (-1.1) 881 (19) 1793 (11)	14.99 789 (8) 2582 (7)	2.02 822 (10) 3404 (7)	48.64 878 (11) 4282 (7)	14.05 (-0.1) 968 (4) 5250 (5)				
6		Kurt FELIX	GRN	5182	-303	11.08 (-0.2) 843 (20) 1768 (14)	7.46 (+0.7) 925 (10) 1768 (14)	15.01 790 (7) 2558 (9)	2.08 878 (7) 3436 (5)	49.09 857 (18) 4293 (6)	14.68 (-0.5) 889 (16) 5182 (6)				
7		Jorge UREÑA	ESP	5178	-307	11.00 (-0.8) 861 (15) 1747 (17)	7.30 (-0.4) 886 (16) 1747 (17)	13.91 723 (19) 2470 (18)	2.08 878 (9) 3348 (11)	48.72 875 (12) 4223 (9)	14.15 (+0.4) 955 (5) 5178 (7)				
8		Devon WILLIAMS	USA	5162	-323	10.93 (-0.7) 876 (12) 1796 (10)	7.44 (-0.5) 920 (11) 1796 (10)	14.43 755 (13) 2551 (11)	1.96 767 (23) 3318 (14)	48.11 904 (5) 4222 (11)	14.27 (-0.1) 940 (6) 5162 (8)				
9		Janek ÕIGLANE	EST	5121	-364	11.08 (-0.2) 843 (21) 1736 (18)	7.33 (-0.1) 893 (14) 1736 (18)	15.13 798 (6) 2534 (12)	2.05 850 (8) 3384 (8)	49.58 834 (22) 4218 (13)	14.56 (-0.5) 903 (10) 5121 (9)				
10		Martin ROE	NOR	5049	-436	10.90 (-1.3) 883 (10) 1818 (8)	7.50 (+0.9) 935 (5) 1818 (8)	15.22 803 (4) 2621 (5)	1.93 740 (25) 3361 (10)	49.09 857 (17) 4218 (12)	15.15 (-0.5) 831 (20) 5049 (10)				
11		Eelco SINTNICOLAAS	NED	5028	-457	10.96 (-0.7) 870 (13) 1758 (15)	7.31 (-0.4) 888 (15) 1758 (15)	14.32 748 (14) 2506 (14)	1.90 714 (26) 3220 (18)	48.73 874 (13) 4094 (17)	14.32 (+0.4) 934 (7) 5028 (11)				
12		Karl Robert SALURI	EST	5011	-474	10.55 (-0.7) 963 (3) 1895 (3)	7.49 (-1.0) 932 (6) 1895 (3)	13.98 727 (18) 2622 (4)	1.84 661 (30) 3283 (15)	47.76 921 (3) 4204 (14)	15.36 (-0.5) 807 (22) 5011 (12)				
13		Lindon VICTOR	GRN	4999	-486	10.83 (-0.7) 899 (9) 1708 (21)	6.98 (-1.2) 809 (29) 1708 (21)	15.86 843 (1) 2551 (10)	1.99 794 (14) 3345 (12)	49.30 847 (20) 4192 (15)	15.36 (+1.2) 807 (22) 4999 (13)				
14		Ashley BRYANT	GBR	4981	-504	11.14 (-0.8) 830 (22) 1750 (16)	7.44 (-1.0) 920 (13) 1750 (16)	14.09 734 (15) 2484 (17)	1.96 767 (19) 3251 (17)	49.24 850 (19) 4101 (16)	14.75 (+1.2) 880 (17) 4981 (14)				
15		Adam Sebastian HELCELET	CZE	4968	-517	11.28 (-1.3) 799 (29) 1620 (28)	7.03 (-0.7) 821 (28) 1620 (28)	14.57 763 (11) 2383 (23)	2.02 822 (11) 3205 (20)	49.51 837 (21) 4042 (20)	14.38 (+0.4) 926 (8) 4968 (15)				
16		Pau TONNESEN	ESP	4938	-547	11.26 (-0.2) 804 (28) 1668 (25)	7.21 (+0.6) 864 (21) 1668 (25)	13.76 714 (22) 2382 (24)	2.08 878 (2) 3260 (16)	50.85 776 (26) 4036 (21)	14.57 (+1.2) 902 (11) 4938 (16)				

DECATHLON SUMMARY AFTER 6 EVENTS

11-12 August 2017




PLACE	BIB	NAME	COUNTRY	POINTS	POINTS BEHIND LEADER	100 Metres	Long Jump	Shot Put	High Jump	400 Metres	110 Metres Hurdles	Discus Throw	Pole Vault	Javelin Throw	1500 Metres
17		Pieter BRAUN	NED	4937	-548	11.22 (-0.8) 812 (26)	7.17 (-1.5) 854 (23) 1666 (26)	14.48 758 (12) 2424 (22)	1.93 740 (24) 3164 (24)	48.54 883 (10) 4047 (19)	14.67 (+1.2) 890 (15) 4937 (17)				
18		Cedric DUBLER	AUS	4929	-556	11.06 (-0.8) 847 (17)	7.29 (+0.1) 883 (17) 1730 (19)	11.36 568 (32) 2298 (29)	2.08 878 (5) 3176 (22)	48.31 894 (8) 4070 (18)	14.92 (+0.4) 859 (19) 4929 (18)				
19		Dominik DISTELBERGER	AUT	4847	-638	11.03 (-1.3) 854 (16)	7.11 (-0.7) 840 (25) 1694 (23)	12.93 663 (30) 2357 (27)	1.87 687 (29) 3044 (29)	48.13 903 (6) 3947 (23)	14.59 (+0.4) 900 (12) 4847 (19)				
20		Akihiko NAKAMURA	JPN	4845	-640	11.06 (-1.3) 847 (18)	7.28 (-0.6) 881 (18) 1728 (20)	11.37 568 (31) 2296 (30)	1.96 767 (21) 3063 (27)	48.98 862 (15) 3925 (26)	14.43 (+0.4) 920 (9) 4845 (20)				
21		Bastien AUZEIL	FRA	4836	-649	11.35 (-0.2) 784 (32)	6.87 (+0.2) 783 (31) 1567 (31)	15.23 804 (3) 2371 (25)	1.96 767 (21) 3138 (26)	50.36 798 (24) 3936 (24)	14.59 (+1.2) 900 (13) 4836 (21)				
22		Zach ZIEMEK	USA	4826	-659	10.99 (-0.7) 863 (14)	7.08 (-0.5) 833 (27) 1696 (22)	14.01 729 (17) 2425 (21)	1.99 794 (15) 3219 (19)	50.32 800 (23) 4019 (22)	15.36 (+0.4) 807 (22) 4826 (22)				
23		Maicel UIBO	EST	4795	-690	11.35 (-0.8) 784 (30)	6.97 (-1.0) 807 (30) 1591 (30)	14.08 733 (16) 2324 (28)	2.02 822 (9) 3146 (25)	50.61 787 (25) 3933 (25)	14.90 (-0.5) 862 (18) 4795 (23)				
24		Keisuke USHIRO	JPN	4493	-992	11.53 (-0.2) 746 (33)	6.64 (-0.2) 729 (32) 1475 (32)	13.43 693 (25) 2168 (32)	1.96 767 (19) 2935 (30)	51.43 750 (27) 3685 (27)	15.35 (-0.5) 808 (21) 4493 (24)				
25		Trey HARDEE	USA	4313	-1172	10.75 (-0.7) 917 (5)	7.48 (-0.4) 930 (8) 1847 (6)	15.16 800 (5) 2647 (3)	1.99 794 (16) 3441 (4)	48.78 872 (14) 4313 (5)	DQ 0 4313 (25)				
26		Mihail DUDAŠ	SRB	4237	-1248	10.75 (-0.2) 917 (6)	7.46 (+0.2) 925 (9) 1842 (7)	13.02 668 (29) 2510 (13)	2.02 822 (11) 3332 (13)	48.08 905 (4) 4237 (8)	DQ 0 4237 (26)				
27		Ilya SHKURENEV	ANA	4223	-1262	11.17 (-1.3) 823 (25)	7.62 (+0.2) 965 (3) 1788 (12)	13.48 697 (23) 2485 (16)	2.08 878 (3) 3363 (9)	49.02 860 (16) 4223 (10)	DQ 0 4223 (27)				
		Larbi BOURRADA	ALG	DNF		10.80 (-0.2) 906 (8)	7.22 (-1.1) 866 (20) 1772 (13)	13.41 692 (26) 2464 (19)	1.90 714 (26) 3178 (21)	DNS					
		Mathias BRUGGER	GER	DNF		11.15 (-1.3) 827 (23)	7.18 (+0.6) 857 (22) 1684 (24)	14.80 777 (10) 2461 (20)	1.90 714 (26) 3175 (23)	DNS					
		Thomas VAN DER PLAETSEN	BEL	DNF		11.35 (-0.2) 784 (31)	7.09 (+0.1) 835 (26) 1619 (29)	13.03 669 (28) 2288 (31)	1.96 767 (18) 3055 (28)	DNS					
		Fredrik SAMUELSSON	SWE	DNF		11.24 (-1.3) 808 (27)	7.11 (-1.6) 840 (24) 1648 (27)	13.82 717 (20) 2365 (26)	DNS						
		Sutthisak SINGKHON	THA	DNF		11.16 (-1.3) 825 (24)	7.65 (-0.7) 972 (1) 1797 (9)	13.34 688 (27) 2485 (15)	DNS						
		Luiz Alberto DE ARAÚJO	BRA	DNF		11.07 (-1.3) 845 (19)	NM 0 845 (33)	DNS							
		Leonel SUÁREZ	CUB	DNF		15.93 (-0.8) 94 (34)	DNS								





DECATHLON SUMMARY AFTER 6 EVENTS

11-12 August 2017



PLACE	BIB	NAME	COUNTRY	POINTS	POINTS BEHIND LEADER	100 Metres	Long Jump	Shot Put	High Jump	400 Metres	110 Metres Hurdles	Discus Throw	Pole Vault	Javelin Throw	1500 Metres
		Jefferson SANTOS	BRA	DNS		DNS									

Official Partners



SUMMARY



Discus Throw Men - Decathlon

RECORDS	RESULT	NAME	COUNTRY	AGE	VENUE	DATE
World Decathlon Best WDB	55.87	Bryan CLAY	USA	25	Carson, CA	24 Jun 2005
Champ. Decathlon Best CDB	53.68	Bryan CLAY	USA	25	Helsinki (Olympic Stadium)	10 Aug 2005
Area Record AR		National Record NR		Personal Best PB		Season Best SB

12 August 2017

RANK	PLACE	GROUP	BIB	NAME	COUNTRY	DATE of BIRTH	RESULT	
1	1	B		Rico FREIMUTH	GER	14 Mar 88	51.17	895
2	2	B		Oleksiy KASYANOV	UKR	26 Aug 85	48.79	845
3	3	B		Martin ROE	NOR	1 Apr 92	48.24	834
4	1	A		Maicel UIBO	EST	27 Dec 92	47.88	826
5	4	B		Keisuke USHIRO	JPN	24 Jul 86	47.64	821
6	2	A		Zach ZIEMEK	USA	23 Feb 93	47.32	815
7	3	A		Kevin MAYER	FRA	10 Feb 92	47.14	811
8	4	A		Bastien AUZEIL	FRA	22 Oct 89	46.86	805
9	5	B		Kurt FELIX	GRN	4 Jul 88	45.39	775
10	5	A		Kai KAZMIREK	GER	28 Jan 91	45.06	768
11	6	A		Adam Sebastian HELCELET	CZE	27 Oct 91	44.71	761
12	6	B		Devon WILLIAMS	USA	17 Jan 94	44.29	752
13	7	B		Ashley BRYANT	GBR	17 May 91	43.95	745
14	7	A		Mihail DUDAŠ	SRB	1 Nov 89	43.23	730
15	8	A		Dominik DISTELBERGER	AUT	16 Mar 90	43.18	729
16	9	A		Pau TONNESEN	ESP	24 Oct 92	43.07	727
17	8	B		Pieter BRAUN	NED	21 Jan 93	42.59	717
18	10	A		Janek ÕIGLANE	EST	25 Apr 94	42.11	708
19	11	A		Cedric DUBLER	AUS	13 Jan 95	40.85	682
20	9	B		Damian WARNER	CAN	4 Nov 89	40.67	678
21	10	B		Karl Robert SALURI	EST	6 Aug 93	40.43	673
22	12	A		Eelco SINTNICOLAAS	NED	7 Apr 87	40.25	670
23	11	B		Jorge UREÑA	ESP	8 Oct 93	36.33	590
24	12	B		Akihiko NAKAMURA	JPN	23 Oct 90	33.65	537
		B		Lindon VICTOR	GRN	23 Feb 93	NM	0
		A		Trey HARDEE	USA	7 Feb 84	NM	0
		A		Ilya SHKURENEV	ANA	11 Jan 91	DNS	



RESULTS



Discus Throw Men - Decathlon

RECORDS	RESULT	NAME	COUNTRY	AGE	VENUE	DATE
World Decathlon Best WDB	55.87	Bryan CLAY	USA	25	Carson, CA	24 Jun 2005
Champ. Decathlon Best CDB	53.68	Bryan CLAY	USA	25	Helsinki (Olympic Stadium)	10 Aug 2005
Area Record AR		National Record NR		Personal Best PB		Season Best SB

Group A		12 August 2017		11:00	START TIME	20° C	73 %				POINTS	TOTAL
						TEMPERATURE	HUMIDITY					
				11:38	END TIME	20° C	68 %					
PLACE	NAME	COUNTRY	DATE OF BIRTH	ORDER	RESULT	1	2	3			POINTS	TOTAL
1	Maicel UIBO	EST	27 Dec 92	8	47.88	45.65	47.88	46.21			826	5621
2	Zach ZIEMEK	USA	23 Feb 93	6	47.32 SB	41.10	47.32	46.92			815	5641
3	Kevin MAYER	FRA	10 Feb 92	3	47.14	X	47.14	X			811	6296
4	Bastien AUZEIL	FRA	22 Oct 89	1	46.86 SB	46.86	X	X			805	5641
5	Kai KAZMIREK	GER	28 Jan 91	7	45.06	42.94	X	45.06			768	6080
6	Adam Sebastian HELCELET	CZE	27 Oct 91	11	44.71 SB	X	44.71	X			761	5729
7	Mihail DUDAŠ	SRB	1 Nov 89	5	43.23	42.69	41.94	43.23			730	4967
8	Dominik DISTELBERGER	AUT	16 Mar 90	14	43.18 SB	41.99	43.18	X			729	5576
9	Pau TONNESEN	ESP	24 Oct 92	4	43.07 SB	X	31.34	43.07			727	5665
10	Janek ÕIGLANE	EST	25 Apr 94	12	42.11	37.31	42.11	40.89			708	5829
11	Cedric DUBLER	AUS	13 Jan 95	9	40.85 SB	37.34	38.14	40.85			682	5611
12	Eelco SINTNICOLAAS	NED	7 Apr 87	2	40.25	40.25	X	X			670	5698
	Trey HARDEE	USA	7 Feb 84	13	NM	X	X	X			0	4313
	Ilya SHKURENEV	ANA	11 Jan 91	10	DNS						0	0

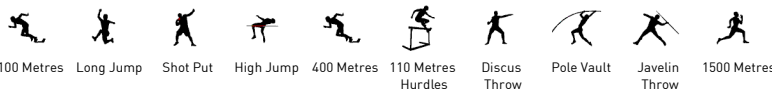
Group B		12 August 2017		12:10	START TIME	21° C	64 %				POINTS	TOTAL
						TEMPERATURE	HUMIDITY					
				12:49	END TIME	20° C	64 %					
PLACE	NAME	COUNTRY	DATE OF BIRTH	ORDER	RESULT	1	2	3			POINTS	TOTAL
1	Rico FREIMUTH	GER	14 Mar 88	13	51.17	44.71	51.17	r			895	6272
2	Oleksiy KASYANOV	UKR	26 Aug 85	5	48.79 SB	45.34	47.43	48.79			845	6095
3	Martin ROE	NOR	1 Apr 92	2	48.24	40.06	48.24	X			834	5883
4	Keisuke USHIRO	JPN	24 Jul 86	10	47.64 SB	45.45	47.64	43.02			821	5314
5	Kurt FELIX	GRN	4 Jul 88	1	45.39	X	45.39	X			775	5957
6	Devon WILLIAMS	USA	17 Jan 94	8	44.29	44.29	X	X			752	5914
7	Ashley BRYANT	GBR	17 May 91	7	43.95 SB	43.95	43.23	41.67			745	5726
8	Pieter BRAUN	NED	21 Jan 93	6	42.59	39.19	39.71	42.59			717	5654
9	Damian WARNER	CAN	4 Nov 89	11	40.67	36.91	X	40.67			678	6048
10	Karl Robert SALURI	EST	6 Aug 93	9	40.43	36.75	X	40.43			673	5684
11	Jorge UREÑA	ESP	8 Oct 93	12	36.33	33.02	36.33	X			590	5768
12	Akihiko NAKAMURA	JPN	23 Oct 90	4	33.65	32.70	32.82	33.65			537	5382
	Lindon VICTOR	GRN	23 Feb 93	3	NM	X	X	X			0	4999



DECATHLON SUMMARY AFTER 7 EVENTS

RECORDS	RESULT NAME	COUNTRY	AGE	VENUE	DATE
World Record WR	9045 Ashton EATON	USA	27	Beijing (National Stadium)	29 Aug 2015
Championships Record CR	9045 Ashton EATON	USA	27	Beijing (National Stadium)	29 Aug 2015
World Leading WL	8663 Rico FREIMUTH	GER	29	Ratingen (Stadionring)	25 Jun 2017

11-12 August 2017



PLACE	BIB	NAME	COUNTRY	POINTS	POINTS BEHIND LEADER	100 Metres	Long Jump	Shot Put	High Jump	400 Metres	110 Metres Hurdles	Discus Throw	Pole Vault	Javelin Throw	1500 Metres
1		Kevin MAYER	FRA	6296		10.70 (-0.8) 929 (4)	7.52 (0.0) 940 (4) 1869 (4)	15.72 834 (2) 2703 (1)	2.08 878 (5) 3581 (1)	48.26 897 (7) 4478 (1)	13.75 (-0.1) 1007 (3) 5485 (1)	47.14 811 (7) 6296 (1)			
2		Rico FREIMUTH	GER	6272	-24	10.53 (-0.7) 968 (2) 1898 (1)	7.48 (-0.4) 930 (7) 2678 (2)	14.85 780 (9) 2678 (2)	1.99 794 (17) 3472 (3)	48.41 889 (9) 4361 (3)	13.68 (-0.1) 1016 (2) 5377 (2)	51.17 895 (1) 6272 (2)			
3		Oleksiy KASYANOV	UKR	6095	-201	10.77 (-0.7) 912 (7) 1793 (11)	7.28 (-1.1) 881 (19) 2582 (7)	14.99 789 (8) 2582 (7)	2.02 822 (10) 3404 (7)	48.64 878 (11) 4282 (7)	14.05 (-0.1) 968 (4) 5250 (5)	48.79 845 (2) 6095 (3)			
4		Kai KAZMIREK	GER	6080	-216	10.91 (-0.8) 881 (11) 1851 (5)	7.64 (-0.4) 970 (2) 1851 (5)	13.78 715 (21) 2566 (8)	2.11 906 (1) 3472 (2)	47.19 949 (1) 4421 (2)	14.66 (+1.2) 891 (14) 5312 (4)	45.06 768 (10) 6080 (4)			
5		Damian WARNER	CAN	6048	-248	10.50 (-0.7) 975 (1) 1895 (2)	7.44 (-0.6) 920 (12) 1895 (2)	13.45 695 (24) 2590 (6)	2.02 822 (13) 3412 (6)	47.47 935 (2) 4347 (4)	13.63 (-0.1) 1023 (1) 5370 (3)	40.67 678 (20) 6048 (5)			
6		Kurt FELIX	GRN	5957	-339	11.08 (-0.2) 843 (20) 1768 (14)	7.46 (+0.7) 925 (10) 1768 (14)	15.01 790 (7) 2558 (9)	2.08 878 (7) 3436 (5)	49.09 857 (18) 4293 (6)	14.68 (-0.5) 889 (16) 5182 (6)	45.39 775 (9) 5957 (6)			
7		Devon WILLIAMS	USA	5914	-382	10.93 (-0.7) 876 (12) 1796 (10)	7.44 (-0.5) 920 (11) 1796 (10)	14.43 755 (13) 2551 (11)	1.96 767 (23) 3318 (14)	48.11 904 (5) 4222 (11)	14.27 (-0.1) 940 (6) 5162 (8)	44.29 752 (12) 5914 (7)			
8		Martin ROE	NOR	5883	-413	10.90 (-1.3) 883 (10) 1818 (8)	7.50 (+0.9) 935 (5) 1818 (8)	15.22 803 (4) 2621 (5)	1.93 740 (25) 3361 (10)	49.09 857 (17) 4218 (12)	15.15 (-0.5) 831 (20) 5049 (10)	48.24 834 (3) 5883 (8)			
9		Janek ÕIGLANE	EST	5829	-467	11.08 (-0.2) 843 (21) 1736 (18)	7.33 (-0.1) 893 (14) 1736 (18)	15.13 798 (6) 2534 (12)	2.05 850 (8) 3384 (8)	49.58 834 (22) 4218 (13)	14.56 (-0.5) 903 (10) 5121 (9)	42.11 708 (18) 5829 (9)			
10		Jorge UREÑA	ESP	5768	-528	11.00 (-0.8) 861 (15) 1747 (17)	7.30 (-0.4) 886 (16) 1747 (17)	13.91 723 (19) 2470 (18)	2.08 878 (3) 3348 (11)	48.72 875 (12) 4223 (9)	14.15 (+0.4) 955 (5) 5178 (7)	36.33 590 (23) 5768 (10)			
11		Adam Sebastian HELCELET	CZE	5729	-567	11.28 (-1.3) 799 (29) 1620 (28)	7.03 (-0.7) 821 (28) 2383 (23)	14.57 763 (11) 2383 (23)	2.02 822 (11) 3205 (20)	49.51 837 (21) 4042 (20)	14.38 (+0.4) 926 (8) 4968 (15)	44.71 761 (11) 5729 (11)			
12		Ashley BRYANT	GBR	5726	-570	11.14 (-0.8) 830 (22) 1750 (16)	7.44 (-1.0) 920 (13) 1750 (16)	14.09 734 (15) 2484 (17)	1.96 767 (19) 3251 (17)	49.24 850 (19) 4101 (16)	14.75 (+1.2) 880 (17) 4981 (14)	43.95 745 (13) 5726 (12)			
13		Eelco SINTNICOLAAS	NED	5698	-598	10.96 (-0.7) 870 (13) 1758 (15)	7.31 (-0.4) 888 (15) 1758 (15)	14.32 748 (14) 2506 (14)	1.90 714 (26) 3220 (18)	48.73 874 (13) 4094 (17)	14.32 (+0.4) 934 (7) 5028 (11)	40.25 670 (22) 5698 (13)			
14		Karl Robert SALURI	EST	5684	-612	10.55 (-0.7) 963 (3) 1895 (3)	7.49 (-1.0) 932 (6) 1895 (3)	13.98 727 (18) 2622 (4)	1.84 661 (30) 3283 (15)	47.76 921 (3) 4204 (14)	15.36 (-0.5) 807 (22) 5011 (12)	40.43 673 (21) 5684 (14)			
15		Pau TONNESEN	ESP	5665	-631	11.26 (-0.2) 804 (28) 1668 (25)	7.21 (+0.6) 864 (21) 1668 (25)	13.76 714 (22) 2382 (24)	2.08 878 (2) 3260 (16)	50.85 776 (26) 4036 (21)	14.57 (+1.2) 902 (11) 4938 (16)	43.07 727 (16) 5665 (15)			
16		Pieter BRAUN	NED	5654	-642	11.22 (-0.8) 812 (26) 1666 (26)	7.17 (-1.5) 854 (23) 1666 (26)	14.48 758 (12) 2424 (22)	1.93 740 (24) 3164 (24)	48.54 883 (10) 4047 (19)	14.67 (+1.2) 890 (15) 4937 (17)	42.59 717 (17) 5654 (16)			

DECATHLON SUMMARY AFTER 7 EVENTS

11-12 August 2017




PLACE	BIB	NAME	COUNTRY	POINTS	POINTS BEHIND LEADER	100 Metres	Long Jump	Shot Put	High Jump	400 Metres	110 Metres Hurdles	Discus Throw	Pole Vault	Javelin Throw	1500 Metres
17		Zach ZIEMEK	USA	5641	-655	10.99 (-0.7) 863 (14)	7.08 (-0.5) 1696 (22)	14.01 2425 (21)	1.99 3219 (19)	50.32 4019 (22)	15.36 (+0.4) 4826 (22)	47.32 815 (6)			5641 (17)
18		Bastien AUZEIL	FRA	5641	-655	11.35 (-0.2) 784 (32)	6.87 (+0.2) 1567 (31)	15.23 2371 (25)	1.96 3138 (26)	50.36 3936 (24)	14.59 (+1.2) 4836 (21)	46.86 805 (8)			5641 (18)
19		Maicel UIBO	EST	5621	-675	11.35 (-0.8) 784 (30)	6.97 (-1.0) 1591 (30)	14.08 2324 (28)	2.02 3146 (25)	50.61 3933 (25)	14.90 (-0.5) 4795 (23)	47.88 826 (4)			5621 (19)
20		Cedric DUBLER	AUS	5611	-685	11.06 (-0.8) 847 (17)	7.29 (+0.1) 1730 (19)	11.36 2298 (29)	2.08 3176 (22)	48.31 4070 (18)	14.92 (+0.4) 4929 (18)	40.85 682 (19)			5611 (20)
21		Dominik DISTELBERGER	AUT	5576	-720	11.03 (-1.3) 854 (16)	7.11 (-0.7) 1694 (23)	12.93 2357 (27)	1.87 3044 (29)	48.13 3947 (23)	14.59 (+0.4) 4847 (19)	43.18 729 (15)			5576 (21)
22		Akihiko NAKAMURA	JPN	5382	-914	11.06 (-1.3) 847 (18)	7.28 (-0.6) 1728 (20)	11.37 2296 (30)	1.96 3063 (27)	48.98 3925 (26)	14.43 (+0.4) 4845 (20)	33.65 537 (24)			5382 (22)
23		Keisuke USHIRO	JPN	5314	-982	11.53 (-0.2) 746 (33)	6.64 (-0.2) 1475 (32)	13.43 2168 (32)	1.96 2935 (30)	51.43 3685 (27)	15.35 (-0.5) 4493 (24)	47.64 821 (5)			5314 (23)
24		Lindon VICTOR	GRN	4999	-1297	10.83 (-0.7) 899 (9)	6.98 (-1.2) 809 (29)	15.86 2551 (10)	1.99 3345 (12)	49.30 4192 (15)	15.36 (+1.2) 4999 (13)	NM 4999 (24)			
25		Mihail DUDAŠ	SRB	4967	-1329	10.75 (-0.2) 917 (6)	7.46 (+0.2) 1842 (7)	13.02 2510 (13)	2.02 3332 (13)	48.08 4237 (8)	DQ 4237 (26)	43.23 4967 (25)			
26		Trey HARDEE	USA	4313	-1983	10.75 (-0.7) 917 (5)	7.48 (-0.4) 1847 (6)	15.16 2647 (3)	1.99 3441 (4)	48.78 4313 (5)	DQ 4313 (25)	NM 4313 (26)			
		Ilya SHKURENEV	ANA	DNF		11.17 (-1.3) 823 (25)	7.62 (+0.2) 1788 (12)	13.48 2485 (16)	2.08 3363 (9)	49.02 4223 (10)	DQ 4223 (27)	DNS			
		Larbi BOURRADA	ALG	DNF		10.80 (-0.2) 906 (8)	7.22 (-1.1) 866 (20)	13.41 2464 (19)	1.90 3178 (21)	DNS					
		Mathias BRUGGER	GER	DNF		11.15 (-1.3) 827 (23)	7.18 (+0.6) 1684 (24)	14.80 2461 (20)	1.90 3175 (23)	DNS					
		Thomas VAN DER PLAETSEN	BEL	DNF		11.35 (-0.2) 784 (31)	7.09 (+0.1) 1619 (29)	13.03 2288 (31)	1.96 3055 (28)	DNS					
		Fredrik SAMUELSSON	SWE	DNF		11.24 (-1.3) 808 (27)	7.11 (-1.6) 1648 (27)	13.82 2365 (26)	DNS						
		Sutthisak SINGKHON	THA	DNF		11.16 (-1.3) 825 (24)	7.65 (-0.7) 1797 (9)	13.34 2485 (15)	DNS						
		Luiz Alberto DE ARAÚJO	BRA	DNF		11.07 (-1.3) 845 (19)	NM 0 845 (33)	DNS							
		Leonel SUÁREZ	CUB	DNF		15.93 (-0.8) 94 (34)	DNS								





DECATHLON SUMMARY AFTER 7 EVENTS

11-12 August 2017



PLACE	BIB	NAME	COUNTRY	POINTS	POINTS BEHIND LEADER	100 Metres	Long Jump	Shot Put	High Jump	400 Metres	110 Metres Hurdles	Discus Throw	Pole Vault	Javelin Throw	1500 Metres
		Jefferson SANTOS	BRA	DNS		DNS									

Official Partners



SUMMARY



Pole Vault Men - Decathlon

RECORDS	RESULT	NAME	COUNTRY	AGE	VENUE	DATE
World Decathlon Best WDB	5.76	Tim LOBINGER	GER	27	Leverkusen	16 Sep 1999
Champ. Decathlon Best CDB	5.50	Sébastien LEVICQ	FRA	28	Sevilla (La Cartuja)	25 Aug 1999
Area Record AR		National Record NR		Personal Best PB		Season Best SB

12 August 2017

RANK	PLACE	GROUP	BIB	NAME	COUNTRY	DATE of BIRTH	RESULT		
1	1	A		Pau TONNESEN	ESP	24 Oct 92	5.40	SB	1035
2	2	A		Zach ZIEMEK	USA	23 Feb 93	5.10		941
3	3	A		Janek ÕIGLANE	EST	25 Apr 94	5.10	PB	941
4	4	A		Kai KAZMIREK	GER	28 Jan 91	5.10		941
5	5	A		Kevin MAYER	FRA	10 Feb 92	5.10		941
6	1	B		Karl Robert SALURI	EST	6 Aug 93	5.00	PB	910
6	6	A		Dominik DISTELBERGER	AUT	16 Mar 90	5.00		910
8	2	B		Jorge UREÑA	ESP	8 Oct 93	5.00	SB	910
9	7	A		Adam Sebastian HELCELET	CZE	27 Oct 91	4.90		880
9	7	A		Cedric DUBLER	AUS	13 Jan 95	4.90		880
11	3	B		Rico FREIMUTH	GER	14 Mar 88	4.80		849
11	9	A		Bastien AUZEIL	FRA	22 Oct 89	4.80		849
13	4	B		Akihiko NAKAMURA	JPN	23 Oct 90	4.70		819
13	4	B		Damian WARNER	CAN	4 Nov 89	4.70	SB	819
13	4	B		Oleksiy KASYANOV	UKR	26 Aug 85	4.70	SB	819
16	7	B		Pieter BRAUN	NED	21 Jan 93	4.70		819
17	8	B		Keisuke USHIRO	JPN	24 Jul 86	4.60		790
18	9	B		Devon WILLIAMS	USA	17 Jan 94	4.60		790
19	10	B		Martin ROE	NOR	1 Apr 92	4.50	SB	760
20	11	B		Kurt FELIX	GRN	4 Jul 88	4.50	SB	760
21	12	B		Ashley BRYANT	GBR	17 May 91	4.30		702
		B		Lindon VICTOR	GRN	23 Feb 93	NM		0
		A		Maicel UIBO	EST	27 Dec 92	NM		0
		A		Eelco SINTNICOLAAS	NED	7 Apr 87	DNS		
		A		Ilya SHKURENEV	ANA	11 Jan 91	DNS		
		A		Mihail DUDAŠ	SRB	1 Nov 89	DNS		
		A		Trey HARDEE	USA	7 Feb 84	DNS		

RESULTS



Pole Vault Men - Decathlon

RECORDS	RESULT	NAME	COUNTRY	AGE	VENUE	DATE
World Decathlon Best WDB	5.76	Tim LOBINGER	GER	27	Leverkusen	16 Sep 1999
Champ. Decathlon Best CDB	5.50	Sébastien LEVICQ	FRA	28	Sevilla (La Cartuja)	25 Aug 1999
Area Record AR		National Record NR		Personal Best PB		Season Best SB

Group A

12 August 2017 12:58 START TIME 20° C TEMPERATURE 64% HUMIDITY
14:47 END TIME 21° C

PLACE	NAME	COUNTRY	DATE of BIRTH	ORDER	RESULT	SB	4.20	4.30	4.40	4.50	4.60	4.70	4.80	4.90	5.00	5.10	5.20	POINTS	TOTAL
							5.30	5.40	5.50										
1	Pau TONNESEN	ESP	24 Oct 92	7	5.40	SB	-	-	-	-	-	-	-	0	-	XO	0	1035	6700
2	Zach ZIEMEK	USA	23 Feb 93	3	5.10		XXO	0	XXX						0	0	XXX	941	6582
3	Janek ÕIGLANE	EST	25 Apr 94	5	5.10	PB	-	-	-	-	-	0	-	XO	XO	0	XXX	941	6770
4	Kai KAZMIREK	GER	28 Jan 91	10	5.10		-	-	-	-	-	XO	-	XXO	XO	XXX		941	7021
5	Kevin MAYER	FRA	10 Feb 92	11	5.10		-	-	-	-	-	-	-	-	-	XXO	-	941	7237
6	Dominik DISTELBERGER	AUT	16 Mar 90	13	5.00		XXX								0	XXX		910	6486
7	Cedric DUBLER	AUS	13 Jan 95	4	4.90		-	-	-	-	XO	-	XO	XXX				880	6491
7	Adam Sebastian HELCELET	CZE	27 Oct 91	12	4.90		-	-	-	0	-	XO	XO	XXX				880	6609
9	Bastien AUZEIL	FRA	22 Oct 89	14	4.80		-	-	-	XO	-	XO	XXX					849	6490
	Maicel UIBO	EST	27 Dec 92	1	NM		-	-	-	-	-	-	-	XXr				0	5621
	Mihail DUDAŠ	SRB	1 Nov 89	6	DNS														0
	Trey HARDEE	USA	7 Feb 84	8	DNS														0
	Ilya SHKURENEV	ANA	11 Jan 91	2	DNS														0
	Eelco SINTNICOLAAS	NED	7 Apr 87	9	DNS														0



RESULTS
Pole Vault Men - Decathlon

Group B

12 August 2017 14:08 START TIME 21° C 56 %
16:08 END TIME 21° C 49 %

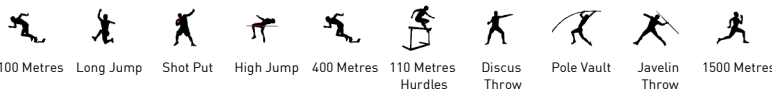
PLACE	NAME	COUNTRY	DATE of BIRTH	ORDER	RESULT		3.80	3.90	4.00	4.10	4.20	4.30	4.40	4.50	4.60	4.70	4.80	POINTS	TOTAL
							4.90	5.00	5.10										
1	Karl Robert SALURI	EST	6 Aug 93	6	5.00	PB	-	-	-	-	-	-	-	-	0	-	0	910	6594
							0	0	XXX										
2	Jorge UREÑA	ESP	8 Oct 93	12	5.00	SB	-	-	-	-	-	-	-	-	0	-	0	910	6678
							XXO	0	XXX										
3	Rico FREIMUTH	GER	14 Mar 88	8	4.80		-	-	-	-	-	-	-	-	XO	0	XO	849	7121
							XXX												
4	Oleksiy KASYANOV	UKR	26 Aug 85	11	4.70	SB	-	-	-	-	-	-	-	0	0	0	XXX	819	6914
4	Akihiko NAKAMURA	JPN	23 Oct 90	10	4.70		-	-	-	-	-	-	-	-	0	0	XXX	819	6201
4	Damian WARNER	CAN	4 Nov 89	5	4.70	SB	-	-	-	-	-	-	-	-	0	0	XXX	819	6867
7	Pieter BRAUN	NED	21 Jan 93	13	4.70		-	-	-	-	-	-	-	-	-	XXO	XXX	819	6473
8	Keisuke USHIRO	JPN	24 Jul 86	1	4.60		-	-	-	-	-	-	-	XO	XO	XXX		790	6104
9	Devon WILLIAMS	USA	17 Jan 94	2	4.60		-	-	-	-	-	-	0	0	XXO	XXX		790	6704
10	Martin ROE	NOR	1 Apr 92	3	4.50	SB	-	-	0	-	0	0	0	0	0	XXX		760	6643
11	Kurt FELIX	GRN	4 Jul 88	7	4.50	SB	-	-	-	-	-	XXO	0	XO	XXX			760	6717
12	Ashley BRYANT	GBR	17 May 91	9	4.30		-	-	-	-	0	XO	XXX					702	6428
	Lindon VICTOR	GRN	23 Feb 93	4	NM		Xr											0	4999



DECATHLON SUMMARY AFTER 8 EVENTS

RECORDS	RESULT NAME	COUNTRY	AGE	VENUE	DATE
World Record WR	9045 Ashton EATON	USA	27	Beijing (National Stadium)	29 Aug 2015
Championships Record CR	9045 Ashton EATON	USA	27	Beijing (National Stadium)	29 Aug 2015
World Leading WL	8663 Rico FREIMUTH	GER	29	Ratingen (Stadionring)	25 Jun 2017

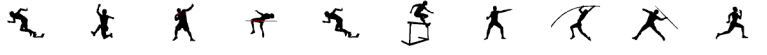
11-12 August 2017



PLACE	BIB	NAME	COUNTRY	POINTS	POINTS BEHIND LEADER	100 Metres	Long Jump	Shot Put	High Jump	400 Metres	110 Metres Hurdles	Discus Throw	Pole Vault	Javelin Throw	1500 Metres
1		Kevin MAYER	FRA	7237		10.70 (-0.8) 929 (4)	7.52 (0.0) 940 (4) 1869 (4)	15.72 834 (2) 2703 (1)	2.08 878 (5) 3581 (1)	48.26 897 (7) 4478 (1)	13.75 (-0.1) 1007 (3) 5485 (1)	47.14 811 (7) 6296 (1)	5.10 941 (5) 7237 (1)		
2		Rico FREIMUTH	GER	7121	-116	10.53 (-0.7) 968 (2)	7.48 (-0.4) 930 (7) 1898 (1)	14.85 780 (9) 2678 (2)	1.99 794 (17) 3472 (3)	48.41 889 (9) 4361 (3)	13.68 (-0.1) 1016 (2) 5377 (2)	51.17 895 (1) 6272 (2)	4.80 849 (11) 7121 (2)		
3		Kai KAZMIREK	GER	7021	-216	10.91 (-0.8) 881 (11)	7.64 (-0.4) 970 (2) 1851 (5)	13.78 715 (21) 2566 (8)	2.11 906 (1) 3472 (2)	47.19 949 (1) 4421 (2)	14.66 (+1.2) 891 (14) 5312 (4)	45.06 768 (10) 6080 (4)	5.10 941 (4) 7021 (3)		
4		Oleksiy KASYANOV	UKR	6914	-323	10.77 (-0.7) 912 (7)	7.28 (-1.1) 881 (19) 1793 (11)	14.99 789 (8) 2582 (7)	2.02 822 (10) 3404 (7)	48.64 878 (11) 4282 (7)	14.05 (-0.1) 968 (4) 5250 (5)	48.79 845 (2) 6095 (3)	4.70 819 (13) 6914 (4)		
5		Damian WARNER	CAN	6867	-370	10.50 (-0.7) 975 (1)	7.44 (-0.6) 920 (12) 1895 (2)	13.45 695 (24) 2590 (6)	2.02 822 (13) 3412 (6)	47.47 935 (2) 4347 (4)	13.63 (-0.1) 1023 (1) 5370 (3)	40.67 678 (20) 6048 (5)	4.70 819 (13) 6867 (5)		
6		Janek ÕIGLANE	EST	6770	-467	11.08 (-0.2) 843 (21)	7.33 (-0.1) 893 (14) 1736 (18)	15.13 798 (6) 2534 (12)	2.05 850 (8) 3384 (8)	49.58 834 (22) 4218 (13)	14.56 (-0.5) 903 (10) 5121 (9)	42.11 708 (18) 5829 (9)	5.10 941 (3) 6770 (6)		
7		Kurt FELIX	GRN	6717	-520	11.08 (-0.2) 843 (20)	7.46 (+0.7) 925 (10) 1768 (14)	15.01 790 (7) 2558 (9)	2.08 878 (7) 3436 (5)	49.09 857 (18) 4293 (6)	14.68 (-0.5) 889 (16) 5182 (6)	45.39 775 (9) 5957 (6)	4.50 760 (20) 6717 (7)		
8		Devon WILLIAMS	USA	6704	-533	10.93 (-0.7) 876 (12)	7.44 (-0.5) 920 (11) 1796 (10)	14.43 755 (13) 2551 (11)	1.96 767 (23) 3318 (14)	48.11 904 (5) 4222 (11)	14.27 (-0.1) 940 (6) 5162 (8)	44.29 752 (12) 5914 (7)	4.60 790 (18) 6704 (8)		
9		Pau TONNESEN	ESP	6700	-537	11.26 (-0.2) 804 (28)	7.21 (+0.6) 864 (21) 1668 (25)	13.76 714 (22) 2382 (24)	2.08 878 (2) 3260 (16)	50.85 776 (26) 4036 (21)	14.57 (+1.2) 902 (11) 4938 (16)	43.07 727 (16) 5665 (15)	5.40 1035 (1) 6700 (9)		
10		Jorge UREÑA	ESP	6678	-559	11.00 (-0.8) 861 (15)	7.30 (-0.4) 886 (16) 1747 (17)	13.91 723 (19) 2470 (18)	2.08 878 (3) 3348 (11)	48.72 875 (12) 4223 (9)	14.15 (+0.4) 955 (5) 5178 (7)	36.33 590 (23) 5768 (10)	5.00 910 (8) 6678 (10)		
11		Martin ROE	NOR	6643	-594	10.90 (-1.3) 883 (10)	7.50 (+0.9) 935 (5) 1818 (8)	15.22 803 (4) 2621 (5)	1.93 740 (25) 3361 (10)	49.09 857 (17) 4218 (12)	15.15 (-0.5) 831 (20) 5049 (10)	48.24 834 (3) 5883 (8)	4.50 760 (19) 6643 (11)		
12		Adam Sebastian HELCELET	CZE	6609	-628	11.28 (-1.3) 799 (29)	7.03 (-0.7) 821 (28) 1620 (28)	14.57 763 (11) 2383 (23)	2.02 822 (11) 3205 (20)	49.51 837 (21) 4042 (20)	14.38 (+0.4) 926 (8) 4968 (15)	44.71 761 (11) 5729 (11)	4.90 880 (9) 6609 (12)		
13		Karl Robert SALURI	EST	6594	-643	10.55 (-0.7) 963 (3)	7.49 (-1.0) 932 (6) 1895 (3)	13.98 727 (18) 2622 (4)	1.84 661 (30) 3283 (15)	47.76 921 (3) 4204 (14)	15.36 (-0.5) 807 (22) 5011 (12)	40.43 673 (21) 5684 (14)	5.00 910 (6) 6594 (13)		
14		Zach ZIEMEK	USA	6582	-655	10.99 (-0.7) 863 (14)	7.08 (-0.5) 833 (27) 1696 (22)	14.01 729 (17) 2425 (21)	1.99 794 (15) 3219 (19)	50.32 800 (23) 4019 (22)	15.36 (+0.4) 807 (22) 4826 (22)	47.32 815 (6) 5641 (17)	5.10 941 (2) 6582 (14)		
15		Cedric DUBLER	AUS	6491	-746	11.06 (-0.8) 847 (17)	7.29 (+0.1) 883 (17) 1730 (19)	11.36 568 (32) 2298 (29)	2.08 878 (5) 3176 (22)	48.31 894 (8) 4070 (18)	14.92 (+0.4) 859 (19) 4929 (18)	40.85 682 (19) 5611 (20)	4.90 880 (9) 6491 (15)		
16		Bastien AUZEIL	FRA	6490	-747	11.35 (-0.2) 784 (32)	6.87 (+0.2) 783 (31) 1567 (31)	15.23 804 (3) 2371 (25)	1.96 767 (21) 3138 (26)	50.36 798 (24) 3936 (24)	14.59 (+1.2) 900 (13) 4836 (21)	46.86 805 (8) 5641 (18)	4.80 849 (11) 6490 (16)		

DECATHLON SUMMARY AFTER 8 EVENTS

11-12 August 2017




PLACE	BIB	NAME	COUNTRY	POINTS	POINTS BEHIND LEADER	100 Metres	Long Jump	Shot Put	High Jump	400 Metres	110 Metres Hurdles	Discus Throw	Pole Vault	Javelin Throw	1500 Metres
17		Dominik DISTELBERGER	AUT	6486	-751	11.03 (-1.3) 854 (16)	7.11 (-0.7) 840 (25) 1694 (23)	12.93 663 (30) 2357 (27)	1.87 687 (29) 3044 (29)	48.13 903 (6) 3947 (23)	14.59 (+0.4) 900 (12) 4847 (19)	43.18 729 (15) 5576 (21)	5.00 910 (6) 6486 (17)		
18		Pieter BRAUN	NED	6473	-764	11.22 (-0.8) 812 (26)	7.17 (-1.5) 854 (23) 1666 (26)	14.48 758 (12) 2424 (22)	1.93 740 (24) 3164 (24)	48.54 883 (10) 4047 (19)	14.67 (+1.2) 890 (15) 4937 (17)	42.59 717 (17) 5654 (16)	4.70 819 (16) 6473 (18)		
19		Ashley BRYANT	GBR	6428	-809	11.14 (-0.8) 830 (22)	7.44 (-1.0) 920 (13) 1750 (16)	14.09 734 (15) 2484 (17)	1.96 767 (19) 3251 (17)	49.24 850 (19) 4101 (16)	14.75 (+1.2) 880 (17) 4981 (14)	43.95 745 (13) 5726 (12)	4.30 702 (21) 6428 (19)		
20		Akihiko NAKAMURA	JPN	6201	-1036	11.06 (-1.3) 847 (18)	7.28 (-0.6) 881 (18) 1728 (20)	11.37 568 (31) 2296 (30)	1.96 767 (21) 3063 (27)	48.98 862 (15) 3925 (26)	14.43 (+0.4) 920 (9) 4845 (20)	33.65 537 (24) 4845 (20)	4.70 819 (13) 6201 (20)		
21		Keisuke USHIRO	JPN	6104	-1133	11.53 (-0.2) 746 (33)	6.64 (-0.2) 729 (32) 1475 (32)	13.43 693 (25) 2168 (32)	1.96 767 (19) 2935 (30)	51.43 750 (27) 3685 (27)	15.35 (-0.5) 808 (21) 4493 (24)	47.64 821 (5) 5314 (23)	4.60 790 (17) 6104 (21)		
22		Maicel UIBO	EST	5621	-1616	11.35 (-0.8) 784 (30)	6.97 (-1.0) 807 (30) 1591 (30)	14.08 733 (16) 2324 (28)	2.02 822 (9) 3146 (25)	50.61 787 (25) 3933 (25)	14.90 (-0.5) 862 (18) 4795 (23)	47.88 826 (4) 5621 (19)	NM 0 5621 (22)		
23		Lindon VICTOR	GRN	4999	-2238	10.83 (-0.7) 899 (9)	6.98 (-1.2) 809 (29) 1708 (21)	15.86 843 (1) 2551 (10)	1.99 794 (14) 3345 (12)	49.30 847 (20) 4192 (15)	15.36 (+1.2) 807 (22) 4999 (13)	NM 0 4999 (24)	NM 0 4999 (23)		
		Eelco SINTNICOLAAS	NED	DNF		10.96 (-0.7) 870 (13)	7.31 (-0.4) 888 (15) 1758 (15)	14.32 748 (14) 2506 (14)	1.90 714 (26) 3220 (18)	48.73 874 (13) 4094 (17)	14.32 (+0.4) 934 (7) 5028 (11)	40.25 670 (22) 5698 (13)	DNS		
		Mihail DUDAŠ	SRB	DNF		10.75 (-0.2) 917 (6)	7.46 (+0.2) 925 (9) 1842 (7)	13.02 668 (29) 2510 (13)	2.02 822 (11) 3332 (13)	48.08 905 (4) 4237 (8)	DQ 0 4237 (26)	43.23 730 (14) 4967 (25)	DNS		
		Trey HARDEE	USA	DNF		10.75 (-0.7) 917 (5)	7.48 (-0.4) 930 (8) 1847 (6)	15.16 800 (5) 2647 (3)	1.99 794 (16) 3441 (4)	48.78 872 (14) 4313 (5)	DQ 0 4313 (25)	NM 0 4313 (26)	DNS		
		Ilya SHKURENEV	ANA	DNF		11.17 (-1.3) 823 (25)	7.62 (+0.2) 965 (3) 1788 (12)	13.48 697 (23) 2485 (16)	2.08 878 (3) 3363 (9)	49.02 860 (16) 4223 (10)	DQ 0 4223 (27)	DNS			
		Larbi BOURRADA	ALG	DNF		10.80 (-0.2) 906 (8)	7.22 (-1.1) 866 (20) 1772 (13)	13.41 692 (26) 2464 (19)	1.90 714 (26) 3178 (21)	DNS					
		Mathias BRUGGER	GER	DNF		11.15 (-1.3) 827 (23)	7.18 (+0.6) 857 (22) 1684 (24)	14.80 777 (10) 2461 (20)	1.90 714 (26) 3175 (23)	DNS					
		Thomas VAN DER PLAETSEN	BEL	DNF		11.35 (-0.2) 784 (31)	7.09 (+0.1) 835 (26) 1619 (29)	13.03 669 (28) 2288 (31)	1.96 767 (18) 3055 (28)	DNS					
		Fredrik SAMUELSSON	SWE	DNF		11.24 (-1.3) 808 (27)	7.11 (-1.6) 840 (24) 1648 (27)	13.82 717 (20) 2365 (26)	DNS						
		Sutthisak SINGKHON	THA	DNF		11.16 (-1.3) 825 (24)	7.65 (-0.7) 972 (1) 1797 (9)	13.34 688 (27) 2485 (15)	DNS						
		Luiz Alberto DE ARAÚJO	BRA	DNF		11.07 (-1.3) 845 (19)	NM 0 845 (33)	DNS							
		Leonel SUÁREZ	CUB	DNF		15.93 (-0.8) 94 (34)	DNS								





DECATHLON SUMMARY AFTER 8 EVENTS

11-12 August 2017



PLACE	BIB	NAME	COUNTRY	POINTS	POINTS BEHIND LEADER	100 Metres	Long Jump	Shot Put	High Jump	400 Metres	110 Metres Hurdles	Discus Throw	Pole Vault	Javelin Throw	1500 Metres
		Jefferson SANTOS	BRA	DNS		DNS									



SUMMARY



Javelin Throw Men - Decathlon

RECORDS	RESULT	NAME	COUNTRY	AGE	VENUE	DATE
World Decathlon Best WDB	79.80	Peter BLANK	GER	30	Emmelshausen	19 Jul 1992
Champ. Decathlon Best CDB	75.19	Leonel SUÁREZ	CUB	22	Berlin (Olympiastadion)	20 Aug 2009
Area Record AR		National Record NR		Personal Best PB		Season Best SB

12 August 2017

RANK	PLACE	GROUP	BIB	NAME	COUNTRY	DATE of BIRTH	RESULT		
1	1	B		Janek ÕIGLANE	EST	25 Apr 94	71.73	PB	916
2	1	A		Adam Sebastian HELCELET	CZE	27 Oct 91	71.56	PB	913
3	2	A		Ashley BRYANT	GBR	17 May 91	67.97	SB	858
4	2	B		Kevin MAYER	FRA	10 Feb 92	66.10		830
5	3	B		Kurt FELIX	GRN	4 Jul 88	64.64		808
6	3	A		Keisuke USHIRO	JPN	24 Jul 86	63.28		787
7	4	B		Kai KAZMIREK	GER	28 Jan 91	62.45	SB	775
8	5	B		Rico FREIMUTH	GER	14 Mar 88	62.34	SB	773
9	4	A		Bastien AUZEIL	FRA	22 Oct 89	60.80		750
10	6	B		Pieter BRAUN	NED	21 Jan 93	59.26		727
11	5	A		Zach ZIEMEK	USA	23 Feb 93	58.35	SB	713
12	6	A		Martin ROE	NOR	1 Apr 92	58.30		712
13	7	A		Devon WILLIAMS	USA	17 Jan 94	57.93		707
14	7	B		Karl Robert SALURI	EST	6 Aug 93	57.12		695
15	8	B		Damian WARNER	CAN	4 Nov 89	56.63		687
16	8	A		Dominik DISTELBERGER	AUT	16 Mar 90	56.46		685
17	9	B		Jorge UREÑA	ESP	8 Oct 93	56.06		679
18	9	A		Pau TONNESEN	ESP	24 Oct 92	55.13		665
19	10	B		Akihiko NAKAMURA	JPN	23 Oct 90	54.22	SB	651
20	10	A		Cedric DUBLER	AUS	13 Jan 95	52.10		620
21	11	B		Oleksiy KASYANOV	UKR	26 Aug 85	50.82		601

RESULTS



Javelin Throw Men - Decathlon

RECORDS	RESULT	NAME	COUNTRY	AGE	VENUE	DATE
World Decathlon Best WDB	79.80	Peter BLANK	GER	30	Emmelshausen	19 Jul 1992
Champ. Decathlon Best CDB	75.19	Leonel SUÁREZ	CUB	22	Berlin (Olympiastadion)	20 Aug 2009

Area Record **AR** National Record **NR** Personal Best **PB** Season Best **SB**

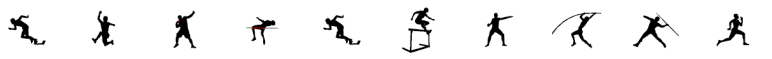
Group A		12 August 2017		17:30	START TIME	21° C	49 %				POINTS	TOTAL
						TEMPERATURE	HUMIDITY					
				18:06	END TIME	21° C	49 %					
PLACE	NAME	COUNTRY	DATE of BIRTH	ORDER	RESULT	1	2	3			POINTS	TOTAL
1	Adam Sebastian HELCELET	CZE	27 Oct 91	8	71.56 PB	71.56	69.37	68.29			913	7522
2	Ashley BRYANT	GBR	17 May 91	6	67.97 SB	66.76	61.82	67.97			858	7286
3	Keisuke USHIRO	JPN	24 Jul 86	9	63.28	63.28	60.82	63.04			787	6891
4	Bastien AUZEIL	FRA	22 Oct 89	4	60.80	60.80	X	X			750	7240
5	Zach ZIEMEK	USA	23 Feb 93	1	58.35 SB	51.05	53.63	58.35			713	7295
6	Martin ROE	NOR	1 Apr 92	3	58.30	57.38	58.30	58.29			712	7355
7	Devon WILLIAMS	USA	17 Jan 94	5	57.93	49.86	57.93	56.52			707	7411
8	Dominik DISTELBERGER	AUT	16 Mar 90	10	56.46	56.46	X	X			685	7171
9	Pau TONNESEN	ESP	24 Oct 92	2	55.13	55.13	X	X			665	7365
10	Cedric DUBLER	AUS	13 Jan 95	7	52.10	51.82	51.53	52.10			620	7111

Group B		12 August 2017		18:55	START TIME	22° C	46 %				POINTS	TOTAL
						TEMPERATURE	HUMIDITY					
				19:25	END TIME	22° C	46 %					
PLACE	NAME	COUNTRY	DATE of BIRTH	ORDER	RESULT	1	2	3			POINTS	TOTAL
1	Janek ÔIGLANE	EST	25 Apr 94	9	71.73 PB	69.01	71.73	70.68			916	7686
2	Kevin MAYER	FRA	10 Feb 92	11	66.10	66.10	-	X			830	8067
3	Kurt FELIX	GRN	4 Jul 88	3	64.64	64.32	64.64	X			808	7525
4	Kai KAZMIREK	GER	28 Jan 91	10	62.45 SB	62.45	60.51	57.90			775	7796
5	Rico FREIMUTH	GER	14 Mar 88	5	62.34 SB	62.34	61.89	60.25			773	7894
6	Pieter BRAUN	NED	21 Jan 93	8	59.26	52.82	59.26	X			727	7200
7	Karl Robert SALURI	EST	6 Aug 93	2	57.12	57.06	55.62	57.12			695	7289
8	Damian WARNER	CAN	4 Nov 89	4	56.63	54.66	56.63	X			687	7554
9	Jorge UREÑA	ESP	8 Oct 93	7	56.06	56.06	55.01	X			679	7357
10	Akihiko NAKAMURA	JPN	23 Oct 90	1	54.22 SB	53.38	49.84	54.22			651	6852
11	Oleksiy KASYANOV	UKR	26 Aug 85	6	50.82	48.63	50.82	X			601	7515

DECATHLON SUMMARY AFTER 9 EVENTS

RECORDS	RESULT	NAME	COUNTRY	AGE	VENUE	DATE
World Record WR	9045	Ashton EATON	USA	27	Beijing (National Stadium)	29 Aug 2015
Championships Record CR	9045	Ashton EATON	USA	27	Beijing (National Stadium)	29 Aug 2015
World Leading WL	8663	Rico FREIMUTH	GER	29	Ratingen (Stadionring)	25 Jun 2017

11-12 August 2017



PLACE	BIB	NAME	COUNTRY	POINTS	POINTS BEHIND LEADER	100 Metres	Long Jump	Shot Put	High Jump	400 Metres	110 Metres Hurdles	Discus Throw	Pole Vault	Javelin Throw	1500 Metres
1		Kevin MAYER	FRA	8067		10.70 (-0.8) 929 (4)	7.52 (0.0) 940 (4) 1869 (4)	15.72 834 (2) 2703 (1)	2.08 878 (5) 3581 (1)	48.26 897 (7) 4478 (1)	13.75 (-0.1) 1007 (3) 5485 (1)	47.14 811 (7) 6296 (1)	5.10 941 (5) 7237 (1)	66.10 830 (4) 8067 (1)	
2		Rico FREIMUTH	GER	7894	-173	10.53 (-0.7) 968 (2) 1898 (1)	7.48 (-0.4) 930 (7) 1736 (18)	14.85 780 (9) 2678 (2)	1.99 794 (17) 3472 (3)	48.41 889 (9) 4361 (3)	13.68 (-0.1) 1016 (2) 5377 (2)	51.17 895 (1) 6272 (2)	4.80 849 (11) 7121 (2)	62.34 773 (8) 7894 (2)	
3		Kai KAZMIREK	GER	7796	-271	10.91 (-0.8) 881 (11) 1851 (5)	7.64 (-0.4) 970 (2) 1851 (5)	13.78 715 (21) 2566 (8)	2.11 906 (1) 3472 (2)	47.19 949 (1) 4421 (2)	14.66 (+1.2) 891 (14) 5312 (4)	45.06 768 (10) 6080 (4)	5.10 941 (4) 7021 (3)	62.45 775 (7) 7796 (3)	
4		Janek ÕIGLANE	EST	7686	-381	11.08 (-0.2) 843 (21) 1736 (18)	7.33 (-0.1) 893 (14) 1736 (18)	15.13 798 (6) 2534 (12)	2.05 850 (8) 3384 (8)	49.58 834 (22) 4218 (13)	14.56 (-0.5) 903 (10) 5121 (9)	42.11 708 (18) 5829 (9)	5.10 941 (3) 6770 (6)	71.73 916 (1) 7686 (4)	
5		Damian WARNER	CAN	7554	-513	10.50 (-0.7) 975 (1) 1895 (2)	7.44 (-0.6) 920 (12) 1895 (2)	13.45 695 (24) 2590 (6)	2.02 822 (13) 3412 (6)	47.47 935 (2) 4347 (4)	13.63 (-0.1) 1023 (1) 5370 (3)	40.67 678 (20) 6048 (5)	4.70 819 (13) 6867 (5)	56.63 687 (15) 7554 (5)	
6		Kurt FELIX	GRN	7525	-542	11.08 (-0.2) 843 (20) 1768 (14)	7.46 (+0.7) 925 (10) 1768 (14)	15.01 790 (7) 2558 (9)	2.08 878 (7) 3436 (5)	49.09 857 (18) 4293 (6)	14.68 (-0.5) 889 (16) 5182 (6)	45.39 775 (9) 5957 (6)	4.50 760 (20) 6717 (7)	64.64 808 (5) 7525 (6)	
7		Adam Sebastian HELCELET	CZE	7522	-545	11.28 (-1.3) 799 (29) 1620 (28)	7.03 (-0.7) 821 (28) 1620 (28)	14.57 763 (11) 2383 (23)	2.02 822 (11) 3205 (20)	49.51 837 (21) 4042 (20)	14.38 (+0.4) 926 (8) 4968 (15)	44.71 761 (11) 5729 (11)	4.90 880 (9) 6609 (12)	71.56 913 (2) 7522 (7)	
8		Oleksiy KASYANOV	UKR	7515	-552	10.77 (-0.7) 912 (7) 1793 (11)	7.28 (-1.1) 881 (19) 1793 (11)	14.99 789 (8) 2582 (7)	2.02 822 (10) 3404 (7)	48.64 878 (11) 4282 (7)	14.05 (-0.1) 968 (4) 5250 (5)	48.79 845 (2) 6095 (3)	4.70 819 (13) 6914 (4)	50.82 601 (21) 7515 (8)	
9		Devon WILLIAMS	USA	7411	-656	10.93 (-0.7) 876 (12) 1796 (10)	7.44 (-0.5) 920 (11) 1796 (10)	14.43 755 (13) 2551 (11)	1.96 767 (23) 3318 (14)	48.11 904 (5) 4222 (11)	14.27 (-0.1) 940 (6) 5162 (8)	44.29 752 (12) 5914 (7)	4.60 790 (18) 6704 (8)	57.93 707 (13) 7411 (9)	
10		Pau TONNESEN	ESP	7365	-702	11.26 (-0.2) 804 (28) 1668 (25)	7.21 (+0.6) 864 (21) 1668 (25)	13.76 714 (22) 2382 (24)	2.08 878 (2) 3260 (16)	50.85 776 (26) 4036 (21)	14.57 (+1.2) 902 (11) 4938 (16)	43.07 727 (16) 5665 (15)	5.40 1035 (1) 6700 (9)	55.13 665 (18) 7365 (10)	
11		Jorge UREÑA	ESP	7357	-710	11.00 (-0.8) 861 (15) 1747 (17)	7.30 (-0.4) 886 (16) 1747 (17)	13.91 803 (4) 2470 (18)	2.08 740 (25) 3348 (11)	48.72 875 (12) 4223 (9)	14.15 (+0.4) 955 (5) 5178 (7)	36.33 590 (23) 5768 (10)	5.00 910 (8) 6678 (10)	56.06 679 (17) 7357 (11)	
12		Martin ROE	NOR	7355	-712	10.90 (-1.3) 883 (10) 1818 (8)	7.50 (+0.9) 935 (5) 1818 (8)	15.22 803 (4) 2621 (5)	1.93 740 (25) 3361 (10)	49.09 857 (17) 4218 (12)	15.15 (-0.5) 831 (20) 5049 (10)	48.24 834 (3) 5883 (8)	4.50 760 (19) 6643 (11)	58.30 712 (12) 7355 (12)	
13		Zach ZIEMEK	USA	7295	-772	10.99 (-0.7) 863 (14) 1696 (22)	7.08 (-0.5) 833 (27) 1696 (22)	14.01 729 (17) 2425 (21)	1.99 794 (15) 3219 (19)	50.32 800 (23) 4019 (22)	15.36 (+0.4) 807 (22) 4826 (22)	47.32 815 (6) 5641 (17)	5.10 941 (2) 6582 (14)	58.35 713 (11) 7295 (13)	
14		Karl Robert SALURI	EST	7289	-778	10.55 (-0.7) 963 (3) 1895 (3)	7.49 (-1.0) 932 (6) 1895 (3)	13.98 727 (18) 2622 (4)	1.84 661 (30) 3283 (15)	47.76 921 (3) 4204 (14)	15.36 (-0.5) 807 (22) 5011 (12)	40.43 673 (21) 5684 (14)	5.00 910 (6) 6594 (13)	57.12 695 (14) 7289 (14)	
15		Ashley BRYANT	GBR	7286	-781	11.14 (-0.8) 830 (22) 1750 (16)	7.44 (-1.0) 920 (13) 1750 (16)	14.09 734 (15) 2484 (17)	1.96 767 (19) 3251 (17)	49.24 850 (19) 4101 (16)	14.75 (+1.2) 880 (17) 4981 (14)	43.95 745 (13) 5726 (12)	4.30 702 (21) 6428 (19)	67.97 858 (3) 7286 (15)	
16		Bastien AUZEIL	FRA	7240	-827	11.35 (-0.2) 784 (32) 1567 (31)	6.87 (+0.2) 783 (31) 1567 (31)	15.23 804 (3) 2371 (25)	1.96 767 (21) 3138 (26)	50.36 798 (24) 3936 (24)	14.59 (+1.2) 900 (13) 4836 (21)	46.86 805 (8) 5641 (18)	4.80 849 (11) 6490 (16)	60.80 750 (9) 7240 (16)	

DECATHLON SUMMARY AFTER 9 EVENTS

11-12 August 2017




PLACE	BIB	NAME	COUNTRY	POINTS	POINTS BEHIND LEADER	100 Metres	Long Jump	Shot Put	High Jump	400 Metres	110 Metres Hurdles	Discus Throw	Pole Vault	Javelin Throw	1500 Metres
17		Pieter BRAUN	NED	7200	-867	11.22 (-0.8) 812 (26)	7.17 (-1.5) 854 (23) 1666 (26)	14.48 758 (12) 2424 (22)	1.93 740 (24) 3164 (24)	48.54 883 (10) 4047 (19)	14.67 (+1.2) 890 (15) 4937 (17)	42.59 717 (17) 5654 (16)	4.70 819 (16) 6473 (18)	59.26 727 (10) 7200 (17)	
18		Dominik DISTELBERGER	AUT	7171	-896	11.03 (-1.3) 854 (16)	7.11 (-0.7) 840 (25) 1694 (23)	12.93 663 (30) 2357 (27)	1.87 687 (29) 3044 (29)	48.13 903 (6) 3947 (23)	14.59 (+0.4) 900 (12) 4847 (19)	43.18 729 (15) 5576 (21)	5.00 910 (6) 6486 (17)	56.46 685 (16) 7171 (18)	
19		Cedric DUBLER	AUS	7111	-956	11.06 (-0.8) 847 (17)	7.29 (+0.1) 883 (17) 1730 (19)	11.36 568 (32) 2298 (29)	2.08 878 (5) 3176 (22)	48.31 894 (8) 4070 (18)	14.92 (+0.4) 859 (19) 4929 (18)	40.85 682 (19) 5611 (20)	4.90 880 (9) 6491 (15)	52.10 620 (20) 7111 (19)	
20		Keisuke USHIRO	JPN	6891	-1176	11.53 (-0.2) 746 (33)	6.64 (-0.2) 729 (32) 1475 (32)	13.43 693 (25) 2168 (32)	1.96 767 (19) 2935 (30)	51.43 750 (27) 3685 (27)	15.35 (-0.5) 808 (21) 4493 (24)	47.64 821 (5) 5314 (23)	4.60 790 (17) 6104 (21)	63.28 787 (6) 6891 (20)	
21		Akihiko NAKAMURA	JPN	6852	-1215	11.06 (-1.3) 847 (18)	7.28 (-0.6) 881 (18) 1728 (20)	11.37 568 (31) 2296 (30)	1.96 767 (21) 3063 (27)	48.98 862 (15) 3925 (26)	14.43 (+0.4) 920 (9) 4845 (20)	33.65 537 (24) 5382 (22)	4.70 819 (13) 6201 (20)	54.22 651 (19) 6852 (21)	
		Lindon VICTOR	GRN	DNF		10.83 (-0.7) 899 (9)	6.98 (-1.2) 809 (29) 1708 (21)	15.86 843 (1) 2551 (10)	1.99 794 (14) 3345 (12)	49.30 847 (20) 4192 (15)	15.36 (+1.2) 807 (22) 4999 (13)	NM 0 4999 (24)	NM 0 4999 (23)	DNS	
		Maicel UIBO	EST	DNF		11.35 (-0.8) 784 (30)	6.97 (-1.0) 807 (30) 1591 (30)	14.08 733 (16) 2324 (28)	2.02 822 (9) 3146 (25)	50.61 787 (25) 3933 (25)	14.90 (-0.5) 862 (18) 4795 (23)	47.88 826 (4) 5621 (19)	NM 0 5621 (22)	DNS	
		Eelco SINTNICOLAAS	NED	DNF		10.96 (-0.7) 870 (13)	7.31 (-0.4) 888 (15) 1758 (15)	14.32 748 (14) 2506 (14)	1.90 714 (26) 3220 (18)	48.73 874 (13) 4094 (17)	14.32 (+0.4) 934 (7) 5028 (11)	40.25 670 (22) 5698 (13)	DNS		
		Mihail DUDAŠ	SRB	DNF		10.75 (-0.2) 917 (6)	7.46 (+0.2) 925 (9) 1842 (7)	13.02 668 (29) 2510 (13)	2.02 822 (11) 3332 (13)	48.08 905 (4) 4237 (8)	DQ 0 4237 (26)	43.23 730 (14) 4967 (25)	DNS		
		Trey HARDEE	USA	DNF		10.75 (-0.7) 917 (5)	7.48 (-0.4) 930 (8) 1847 (6)	15.16 800 (5) 2647 (3)	1.99 794 (16) 3441 (4)	48.78 872 (14) 4313 (5)	DQ 0 4313 (25)	NM 0 4313 (26)	DNS		
		Ilya SHKURENEV	ANA	DNF		11.17 (-1.3) 823 (25)	7.62 (+0.2) 965 (3) 1788 (12)	13.48 697 (23) 2485 (16)	2.08 878 (3) 3363 (9)	49.02 860 (16) 4223 (10)	DQ 0 4223 (27)	DNS			
		Larbi BOURRADA	ALG	DNF		10.80 (-0.2) 906 (8)	7.22 (-1.1) 866 (20) 1772 (13)	13.41 692 (26) 2464 (19)	1.90 714 (26) 3178 (21)	DNS					
		Mathias BRUGGER	GER	DNF		11.15 (-1.3) 827 (23)	7.18 (+0.6) 857 (22) 1684 (24)	14.80 777 (10) 2461 (20)	1.90 714 (26) 3175 (23)	DNS					
		Thomas VAN DER PLAETSEN	BEL	DNF		11.35 (-0.2) 784 (31)	7.09 (+0.1) 835 (26) 1619 (29)	13.03 669 (28) 2288 (31)	1.96 767 (18) 3055 (28)	DNS					
		Fredrik SAMUELSSON	SWE	DNF		11.24 (-1.3) 808 (27)	7.11 (-1.6) 840 (24) 1648 (27)	13.82 717 (20) 2365 (26)	DNS						
		Sutthisak SINGKON	THA	DNF		11.16 (-1.3) 825 (24)	7.65 (-0.7) 972 (1) 1797 (9)	13.34 688 (27) 2485 (15)	DNS						
		Luiz Alberto DE ARAÚJO	BRA	DNF		11.07 (-1.3) 845 (19)	NM 0 845 (33)	DNS							
		Leonel SUÁREZ	CUB	DNF		15.93 (-0.8) 94 (34)	DNS								





DECATHLON SUMMARY AFTER 9 EVENTS

11-12 August 2017



PLACE	BIB	NAME	COUNTRY	POINTS	POINTS BEHIND LEADER	100 Metres	Long Jump	Shot Put	High Jump	400 Metres	110 Metres Hurdles	Discus Throw	Pole Vault	Javelin Throw	1500 Metres
		Jefferson SANTOS	BRA	DNS		DNS									

Official Partners



RESULTS



100 Metres Women - Final

RECORDS	RESULT	NAME	COUNTRY	AGE	VENUE	DATE
World Record WR	10.49	Florence GRIFFITH-JOYNER	USA	29	Indianapolis (University Stadium), IN	16 Jul 1988
Championships Record CR	10.70	Marion JONES	USA	24	Sevilla (La Cartuja)	22 Aug 1999
World Leading WL	10.71	Elaine THOMPSON	JAM	25	Kingston (NS), JAM	23 Jun 2017
Area Record AR		National Record NR		Personal Best PB		Season Best SB

6 August 2017 21:51 START TIME

19° C TEMPERATURE 56 % HUMIDITY

+0.1 m/s WIND

PLACE	NAME	COUNTRY	DATE OF BIRTH	LANE	RESULT	REACTION	Fn
1	Tori BOWIE	USA	27 Aug 90	7	10.85	SB	0.182
2	Marie-Josée TA LOU	CIV	18 Nov 88	4	10.86	PB	0.180
3	Dafne SCHIPPERS	NED	15 Jun 92	9	10.96		0.155
4	Murielle AHOURÉ	CIV	23 Aug 87	8	10.98 (.976)		0.184
5	Elaine THOMPSON	JAM	28 Jun 92	6	10.98 (.978)		0.200
6	Michelle-Lee AHYE	TTO	10 Apr 92	3	11.01		0.151
7	Rosangela SANTOS	BRA	20 Dec 90	5	11.06		0.150
8	Kelly-Ann BAPTISTE	TTO	14 Oct 86	2	11.09		0.142

ALL-TIME OUTDOOR TOP LIST				SEASON OUTDOOR TOP LIST			
RESULT	NAME	VENUE	DATE	RESULT	NAME	VENUE	2017
10.49	Florence GRIFFITH-JOYNER (USA)	iversity Stadium, IN	16 Jul 88	10.71	Elaine THOMPSON (JAM)	Kingston (NS), JAM	23 Jun
10.64	Carmelita JETER (USA)	Shanghai	20 Sep 09	10.82	Michelle-Lee AHYE (TTO)	Port of Spain (H. Crawford)	24 Jun
10.65	Marion JONES (USA)	Johannesburg (SGJ)	12 Sep 98	10.83	Murielle AHOURÉ (CIV)	Montverde, FL	10 Jun
10.70	Shelly-Ann FRASER-PRYCE (JAM)	Kingston (NS), JAM	29 Jun 12	10.84	Veronica CAMPBELL-BROWN (JAM)	Montverde, FL	10 Jun
10.70	Elaine THOMPSON (JAM)	Kingston (NS), JAM	1 Jul 16	10.85	Aleia HOBBS (USA)	Baton Rouge, LA	29 Apr
10.73	Christine ARRON (FRA)	Budapest (Népstadion)	19 Aug 98	10.85	Tori BOWIE (USA)	London	6 Aug
10.74	Merlene OTTEY (JAM)	Milano (Arena Civica)	7 Sep 96	10.86	Marie-Josée TA LOU (CIV)	London	6 Aug
10.74	Enqlish GARDNER (USA)	Eugene (Hayward Field), OR	3 Jul 16	10.88	Kelly-Ann BAPTISTE (TTO)	Port of Spain (H. Crawford)	24 Jun
10.75	Kerron STEWART (JAM)	Roma (Stadio Olimpico)	10 Jul 09	10.91	Rosangela SANTOS (BRA)	London	6 Aug
10.76	Evelyn ASHFORD (USA)	Zürich	22 Aug 84	10.94	Schillonie CALVERT (JAM)	Mesa, AZ	10 Jun
10.76	Veronica CAMPBELL-BROWN (JAM)	(Mestský Stadion)	31 May 11				



RESULT PROGRESSION

100 Metres Women - Final



RECORDS	RESULT	NAME	COUNTRY	AGE	VENUE	DATE
World Record WR	10.49	Florence GRIFFITH-JOYNER	USA	29	Indianapolis (University Stadium), IN	16 Jul 1988
Championships Record CR	10.70	Marion JONES	USA	24	Sevilla (La Cartuja)	22 Aug 1999
World Leading WL	10.71	Elaine THOMPSON	JAM	25	Kingston (NS), JAM	23 Jun 2017
Area Record AR		National Record NR		Personal Best PB		Season Best SB

6 August 2017

RANK	BIB	NAME	COUNTRY	DATE of BIRTH	PHASE	HEAT	LANE	PLACE	RESULT	WIND
1		Tori BOWIE	USA	27 Aug 90	Final	1	7	1	10.85 SB	+0.1
					Semi-Final	3	4	4	10.91 Q	+0.2
					Round 1	3	4	6	11.05 Q	-0.3
2		Marie-Josée TA LOU	CIV	18 Nov 88	Final	1	4	2	10.86 PB	+0.1
					Semi-Final	1	7	2	10.87 Q SB	+0.8
					Round 1	4	7	2	11.00 Q	0.0
3		Dafne SCHIPPERS	NED	15 Jun 92	Final	1	9	3	10.96	+0.1
					Semi-Final	1	6	5	10.98 Q	+0.8
					Round 1	4	2	7	11.08 Q	0.0
4		Murielle AHOURÉ	CIV	23 Aug 87	Final	1	8	4	10.98	+0.1
					Semi-Final	3	7	6	10.99 Q	+0.2
					Round 1	1	8	3	11.04 Q	+1.3
5		Elaine THOMPSON	JAM	28 Jun 92	Final	1	6	5	10.98	+0.1
					Semi-Final	2	4	1	10.84 Q	-0.2
					Round 1	2	2	5	11.05 Q	+0.8
6		Michelle-Lee AHYE	TTO	10 Apr 92	Final	1	3	6	11.01	+0.1
					Semi-Final	3	9	7	11.04 q	+0.2
					Round 1	5	7	10	11.14 Q	-0.1
7		Rosangela SANTOS	BRA	20 Dec 90	Final	1	5	7	11.06	+0.1
					Semi-Final	2	6	3	10.91 Q AR	-0.2
					Round 1	5	9	4	11.04 Q PB	-0.1
8		Kelly-Ann BAPTISTE	TTO	14 Oct 86	Final	1	2	8	11.09	+0.1
					Semi-Final	1	2	8	11.07 q	+0.8
					Round 1	6	5	16	11.21 q	+0.6

ALL-TIME OUTDOOR TOP LIST				SEASON OUTDOOR TOP LIST			
RESULT	NAME	VENUE	DATE	RESULT	NAME	VENUE	2017
10.49	Florence GRIFFITH-JOYNER (USA)	University Stadium, IN	16 Jul 88	10.71	Elaine THOMPSON (JAM)	Kingston (NS), JAM	23 Jun
10.64	Carmelita JETER (USA)	Shanghai	20 Sep 09	10.82	Michelle-Lee AHYE (TTO)	Port of Spain (H. Crawford)	24 Jun
10.65	Marion JONES (USA)	Johannesburg (SGJ)	12 Sep 98	10.83	Murielle AHOURÉ (CIV)	Montverde, FL	10 Jun
10.70	Shelly-Ann FRASER-PRYCE (JAM)	Kingston (NS), JAM	29 Jun 12	10.84	Veronica CAMPBELL-BROWN (JAM)	Montverde, FL	10 Jun
10.70	Elaine THOMPSON (JAM)	Kingston (NS), JAM	1 Jul 16	10.85	Aleia HOBBS (USA)	Baton Rouge, LA	29 Apr
10.73	Christine ARRON (FRA)	Budapest (Népstadion)	19 Aug 98	10.85	Tori BOWIE (USA)	London	6 Aug
10.74	Merlene OTTEY (JAM)	Milano (Arena Civica)	7 Sep 96	10.86	Marie-Josée TA LOU (CIV)	London	6 Aug
10.74	English GARDNER (USA)	Eugene (Hayward Field), OR	3 Jul 16	10.88	Kelly-Ann BAPTISTE (TTO)	Port of Spain (H. Crawford)	24 Jun
10.75	Kerron STEWART (JAM)	Roma (Stadio Olimpico)	10 Jul 09	10.91	Rosangela SANTOS (BRA)	London	6 Aug
10.76	Evelyn ASHFORD (USA)	Zürich	22 Aug 84	10.94	Schillonie CALVERT (JAM)	Mesa, AZ	10 Jun
10.76	Veronica CAMPBELL-BROWN (JAM)	(Mestský Stadion)	31 May 11				

SUMMARY



100 Metres Women - Semi-Final

First 2 in each heat (Q) and the next 2 fastest (q) advance to the Final

RECORDS	RESULT	NAME	COUNTRY	AGE	VENUE	DATE
World Record WR	10.49	Florence GRIFFITH-JOYNER	USA	29	Indianapolis (University Stadium), IN	16 Jul 1988
Championships Record CR	10.70	Marion JONES	USA	24	Sevilla (La Cartuja)	22 Aug 1999
World Leading WL	10.71	Elaine THOMPSON	JAM	25	Kingston (NS), JAM	23 Jun 2017
Area Record AR		National Record NR		Personal Best PB		Season Best SB

6 August 2017

RANK	PLACE	HEAT	LANE	BIB	NAME	COUNTRY	DATE of BIRTH	RESULT		WIND
1	1	2	4		Elaine THOMPSON	JAM	28 Jun 92	10.84	Q	-0.2
2	1	1	7		Marie-Josée TA LOU	CIV	18 Nov 88	10.87	Q SB	+0.8
3	2	2	6		Rosangela SANTOS	BRA	20 Dec 90	10.91 (.901)	Q AR	-0.2
4	1	3	4		Tori BOWIE	USA	27 Aug 90	10.91 (.907)	Q	+0.2
5	2	1	6		Dafne SCHIPPERS	NED	15 Jun 92	10.98	Q	+0.8
6	2	3	7		Murielle AHOURÉ	CIV	23 Aug 87	10.99	Q	+0.2
7	3	3	9		Michelle-Lee AHYE	TTO	10 Apr 92	11.04	q	+0.2
8	3	1	2		Kelly-Ann BAPTISTE	TTO	14 Oct 86	11.07	q	+0.8
9	4	3	5		Blessing OKAGBARE-IGHOTEGUONOR	NGR	9 Oct 88	11.08		+0.2
10	3	2	7		Mujinga KAMBUNDJI	SUI	17 Jun 92	11.11		-0.2
11	4	2	5		Crystal EMMANUEL	CAN	27 Nov 91	11.14	PB	-0.2
12	5	3	8		Natasha MORRISON	JAM	17 Nov 92	11.15		+0.2
13	4	1	4		Daryll NEITA	GBR	29 Aug 96	11.16 (.152)		+0.8
14	6	3	6		Gina LÜCKENKEMPER	GER	21 Nov 96	11.16 (.155)		+0.2
15	5	1	9		Jura LEVY	JAM	4 Nov 90	11.19 (.184)		+0.8
16	7	3	2		Asha PHILIP	GBR	25 Oct 90	11.19 (.190)		+0.2
17	6	1	3		Simone FACEY	JAM	7 May 85	11.23		+0.8
18	5	2	3		Desiree HENRY	GBR	26 Aug 95	11.24		-0.2
19	7	1	8		Ivet LALOVA-COLLIO	BUL	18 May 84	11.25	SB	+0.8
20	6	2	9		Carina HORN	RSA	9 Mar 89	11.26		-0.2
21	7	2	8		Ariana WASHINGTON	USA	27 Aug 96	11.29		-0.2
22	8	3	3		Salomé KORA	SUI	8 Jun 94	11.31		+0.2
23	8	1	5		Deajah STEVENS	USA	19 May 95	11.32		+0.8
24	8	2	2		Ewa SWOBODA	POL	26 Jul 97	11.35		-0.2

ALL-TIME OUTDOOR TOP LIST					SEASON OUTDOOR TOP LIST				
RESULT	NAME		VENUE	DATE	RESULT	NAME		VENUE	2017
10.49	Florence GRIFFITH-JOYNER (USA)		iversity Stadium), IN	16 Jul 88	10.71	Elaine THOMPSON (JAM)		Kingston (NS), JAM	23 Jun
10.64	Carmelita JETER (USA)		Shanghai	20 Sep 09	10.82	Michelle-Lee AHYE (TTO)		Port of Spain (H. Crawford)	24 Jun
10.65	Marion JONES (USA)		Johannesburg (SGJ)	12 Sep 98	10.83	Murielle AHOURÉ (CIV)		Montverde, FL	10 Jun
10.70	Shelly-Ann FRASER-PRYCE (JAM)		Kingston (NS), JAM	29 Jun 12	10.84	Veronica CAMPBELL-BROWN (JAM)		Montverde, FL	10 Jun
10.70	Elaine THOMPSON (JAM)		Kingston (NS), JAM	1 Jul 16	10.85	Aleia HOBBS (USA)		Baton Rouge, LA	29 Apr
10.73	Christine ARRON (FRA)		Budapest (Népstadion)	19 Aug 98	10.87	Marie-Josée TA LOU (CIV)		London	6 Aug
10.74	Merlene OTTEY (JAM)		Milano (Arena Civica)	7 Sep 96	10.88	Kelly-Ann BAPTISTE (TTO)		Port of Spain (H. Crawford)	24 Jun
10.74	English GARDNER (USA)		Eugene (Hayward Field), OR	3 Jul 16	10.90	Tori BOWIE (USA)		Sacramento (Hornet Stadium), CA	22 Jun
10.75	Kerron STEWART (JAM)		Roma (Stadio Olimpico)	10 Jul 09	10.91	Rosangela SANTOS (BRA)		London	6 Aug
10.76	Evelyn ASHFORD (USA)		Zürich	22 Aug 84	10.94	Schillonie CALVERT (JAM)		Mesa, AZ	10 Jun
10.76	Veronica CAMPBELL-BROWN (JAM)		(Mestský Stadion)	31 May 11					

RESULTS



100 Metres Women - Semi-Final

First 2 in each heat (Q) and the next 2 fastest (q) advance to the Final

RECORDS	RESULT	NAME	COUNTRY	AGE	VENUE	DATE
World Record WR	10.49	Florence GRIFFITH-JOYNER	USA	29	Indianapolis (University Stadium), IN	16 Jul 1988
Championships Record CR	10.70	Marion JONES	USA	24	Sevilla (La Cartuja)	22 Aug 1999
World Leading WL	10.71	Elaine THOMPSON	JAM	25	Kingston (NS), JAM	23 Jun 2017
Area Record AR		National Record NR		Personal Best PB		Season Best SB

Heat 1 **3** **6 August 2017** 19:10 START TIME **19° C** TEMPERATURE **56 %** HUMIDITY **+0.8 m/s** WIND

PLACE	NAME	COUNTRY	DATE OF BIRTH	LANE	RESULT	REACTION	Fn
1	Marie-Josée TA LOU	CIV	18 Nov 88	7	10.87	Q SB 0.199	
2	Dafne SCHIPPERS	NED	15 Jun 92	6	10.98	Q 0.150	
3	Kelly-Ann BAPTISTE	TTO	14 Oct 86	2	11.07	q 0.141	
4	Daryll NEITA	GBR	29 Aug 96	4	11.16 (.152)	0.140	
5	Jura LEVY	JAM	4 Nov 90	9	11.19 (.184)	0.214	
6	Simone FACEY	JAM	7 May 85	3	11.23	0.143	
7	Ivet LALOVA-COLLIO	BUL	18 May 84	8	11.25	SB 0.149	
8	Deajah STEVENS	USA	19 May 95	5	11.32	0.174	

Heat 2 **3** **6 August 2017** 19:19 START TIME **19° C** TEMPERATURE **56 %** HUMIDITY **-0.2 m/s** WIND

PLACE	NAME	COUNTRY	DATE OF BIRTH	LANE	RESULT	REACTION	Fn
1	Elaine THOMPSON	JAM	28 Jun 92	4	10.84	Q 0.183	
2	Rosangela SANTOS	BRA	20 Dec 90	6	10.91 (.901)	Q AR 0.160	
3	Mujinga KAMBUNDJI	SUI	17 Jun 92	7	11.11	0.134	
4	Crystal EMMANUEL	CAN	27 Nov 91	5	11.14	PB 0.162	
5	Desiree HENRY	GBR	26 Aug 95	3	11.24	0.136	
6	Carina HORN	RSA	9 Mar 89	9	11.26	0.143	
7	Ariana WASHINGTON	USA	27 Aug 96	8	11.29	0.197	
8	Ewa SWOBODA	POL	26 Jul 97	2	11.35	0.152	

Heat 3 **3** **6 August 2017** 19:28 START TIME **19° C** TEMPERATURE **56 %** HUMIDITY **+0.2 m/s** WIND

PLACE	NAME	COUNTRY	DATE OF BIRTH	LANE	RESULT	REACTION	Fn
1	Tori BOWIE	USA	27 Aug 90	4	10.91 (.907)	Q 0.170	
2	Murielle AHOURE	CIV	23 Aug 87	7	10.99	Q 0.157	
3	Michelle-Lee AHYE	TTO	10 Apr 92	9	11.04	q 0.136	
4	Blessing OKAGBARE-IGHOTEGUONO	NGR	9 Oct 88	5	11.08	0.148	
5	Natasha MORRISON	JAM	17 Nov 92	8	11.15	0.159	
6	Gina LÜCKENKEMPER	GER	21 Nov 96	6	11.16 (.155)	0.217	
7	Asha PHILIP	GBR	25 Oct 90	2	11.19 (.190)	0.116	
8	Salomé KORA	SUI	8 Jun 94	3	11.31	0.104	

ALL-TIME OUTDOOR TOP LIST				SEASON OUTDOOR TOP LIST			
RESULT	NAME	VENUE	DATE	RESULT	NAME	VENUE	2017
10.49	Florence GRIFFITH-JOYNER (USA)	iversity Stadium, IN	16 Jul 88	10.71	Elaine THOMPSON (JAM)	Kingston (NS), JAM	23 Jun
10.64	Carmelita JETER (USA)	Shanghai	20 Sep 09	10.82	Michelle-Lee AHYE (TTO)	Port of Spain (H. Crawford)	24 Jun
10.65	Marion JONES (USA)	Johannesburg (SGJ)	12 Sep 98	10.83	Murielle AHOURE (CIV)	Montverde, FL	10 Jun
10.70	Shelly-Ann FRASER-PRYCE (JAM)	Kingston (NS), JAM	29 Jun 12	10.84	Veronica CAMPBELL-BROWN (JAM)	Montverde, FL	10 Jun
10.70	Elaine THOMPSON (JAM)	Kingston (NS), JAM	1 Jul 16	10.85	Aleia HOBBS (USA)	Baton Rouge, LA	29 Apr
10.73	Christine ARRON (FRA)	Budapest (Népstadion)	19 Aug 98	10.87	Marie-Josée TA LOU (CIV)	London	6 Aug
10.74	Merlene OTTEY (JAM)	Milano (Arena Civica)	7 Sep 96	10.88	Kelly-Ann BAPTISTE (TTO)	Port of Spain (H. Crawford)	24 Jun
10.74	English GARDNER (USA)	Eugene (Hayward Field), OR	3 Jul 16	10.90	Tori BOWIE (USA)	Sacramento (Hornet Stadium), CA	22 Jun
10.75	Kerron STEWART (JAM)	Roma (Stadio Olimpico)	10 Jul 09	10.91	Rosangela SANTOS (BRA)	London	6 Aug
10.76	Evelyn ASHFORD (USA)	Zürich	22 Aug 84	10.94	Schillonie CALVERT (JAM)	Mesa, AZ	10 Jun
10.76	Veronica CAMPBELL-BROWN (JAM)	(Mestský Stadion)	31 May 11				



SUMMARY



100 Metres Women - Round 1

First 3 in each heat (Q) and the next 6 fastest (q) advance to the Semi-Finals

RECORDS	RESULT	NAME	COUNTRY	AGE	VENUE	DATE
World Record WR	10.49	Florence GRIFFITH-JOYNER	USA	29	Indianapolis (University Stadium), IN	16 Jul 1988
Championships Record CR	10.70	Marion JONES	USA	24	Sevilla (La Cartuja)	22 Aug 1999
World Leading WL	10.71	Elaine THOMPSON	JAM	25	Kingston (NS), JAM	23 Jun 2017
Area Record AR		National Record NR		Personal Best PB		Season Best SB

5 August 2017

RANK	PLACE	HEAT	LANE	BIB	NAME	COUNTRY	DATE of BIRTH	RESULT		WIND
1	1	1	3		Gina LÜCKENKEMPER	GER	21 Nov 96	10.95	Q PB	+1.3
2	1	4	7		Marie-Josée TA LOU	CIV	18 Nov 88	11.00	Q	0.0
3	2	1	8		Murielle AHOURE	CIV	23 Aug 87	11.04 (.034)	Q	+1.3
4	1	5	9		Rosangela SANTOS	BRA	20 Dec 90	11.04 (.035)	Q PB	-0.1
5	1	2	2		Elaine THOMPSON	JAM	28 Jun 92	11.05 (.042)	Q	+0.8
6	1	3	4		Tori BOWIE	USA	27 Aug 90	11.05 (.047)	Q	-0.3
7	2	4	2		Dafne SCHIPPERS	NED	15 Jun 92	11.08	Q	0.0
8	3	1	5		Jura LEVY	JAM	4 Nov 90	11.09	Q	+1.3
9	2	5	2		Mujinga KAMBUNDJI	SUI	17 Jun 92	11.14 (.132)	Q	-0.1
10	3	5	7		Michelle-Lee AHYE	TTO	10 Apr 92	11.14 (.135)	Q	-0.1
11	2	2	5		Crystal EMMANUEL	CAN	27 Nov 91	11.14 (.137)	Q PB	+0.8
12	4	1	2		Asha PHILIP	GBR	25 Oct 90	11.14 (.140)	q SB	+1.3
13	1	6	9		Daryll NEITA	GBR	29 Aug 96	11.15	Q	+0.6
14	2	6	4		Deajah STEVENS	USA	19 May 95	11.17	Q	+0.6
15	3	6	3		Natasha MORRISON	JAM	17 Nov 92	11.21 (.201)	Q	+0.6
16	4	6	5		Kelly-Ann BAPTISTE	TTO	14 Oct 86	11.21 (.207)	q	+0.6
17	2	3	8		Blessing OKAGBARE-IGHOTEGUONOR	NGR	9 Oct 88	11.22	Q	-0.3
18	5	6	6		Ewa SWOBODA	POL	26 Jul 97	11.24	q SB	+0.6
19	3	4	9		Carina HORN	RSA	9 Mar 89	11.28 (.273)	Q	0.0
20	3	2	3		Ariana WASHINGTON	USA	27 Aug 96	11.28 (.274)	Q	+0.8
21	4	5	3		Simone FACEY	JAM	7 May 85	11.29	q	-0.1
22	4	4	3		Salomé KORA	SUI	8 Jun 94	11.30	q	0.0
23	3	3	9		Ivet LALOVA-COLLIO	BUL	18 May 84	11.31	Q	-0.3
24	4	3	2		Desiree HENRY	GBR	26 Aug 95	11.32	q	-0.3
25	5	3	6		Ángela TENORIO	ECU	27 Jan 96	11.33		-0.3
26	4	2	6		Yongli WEI	CHN	11 Oct 91	11.37		+0.8
27	5	1	4		Toea WISIL	PNG	1 Jan 88	11.41 (.405)		+1.3
28	5	4	8		Carolle ZAH	FRA	12 Jun 94	11.41 (.407)		0.0
29	6	6	8		Andrea PURICA	VEN	21 Nov 95	11.43 (.425)		+0.6
30	6	1	9		Naomi SEDNEY	NED	17 Dec 94	11.43 (.430)		+1.3
31	5	2	7		Khalifa ST FORT	TTO	13 Feb 98	11.44		+0.8
32	6	3	5		Jamile SAMUEL	NED	24 Apr 92	11.52		-0.3
33	6	2	4		Orphée NEOLA	FRA	1 Feb 91	11.58		+0.8
34	6	4	5		Narcisa LANDÁZURI	ECU	13 Jun 91	11.59		0.0
35	7	2	8		Charlotte WINGFIELD	MLT	30 Nov 94	11.82		+0.8
36	5	5	8		Leya BUCHANAN	CAN	17 Aug 96	11.84		-0.1
37	7	1	7		Im Lan LOI	MAC	6 Feb 98	12.00		+1.3
38	6	5	6		Dutee CHAND	IND	3 Feb 96	12.07		-0.1
39	7	6	2		Cecilia BOUELE	CGO	7 Jan 93	12.15		+0.6

Timing and Measurement by SEIKO

AT-100-W-h----.RS4..v1 Issued at 12:32 on Saturday, 05 August 2017

1 2

Official Partners



SUMMARY
100 Metres Women - Round 1

5 August 2017

RANK	PLACE	HEAT	LANE	BIB	NAME	COUNTRY	DATE of BIRTH	RESULT		WIND
40	7	3	7		Patricia TAEA	COK	25 May 93	12.18	NR	-0.3
41	8	1	6		Yelena RYABOVA	TKM	3 Nov 90	12.27	SB	+1.3
42	7	5	4		Gorete SEMEDO	STP	5 Oct 96	12.46	PB	-0.1
43	7	4	6		Rechelle MEADE	AIA	23 Jan 97	12.67		0.0
44	8	4	4		Hereiti BERNARDINO	PYF	21 May 93	12.88		0.0
45	8	6	7		Zarinae SAPONG	NMI	27 Jan 98	13.29	PB	+0.6
46	8	3	3		Marie-Charlotte GASTAUD	MON	30 Nov 99	13.52		-0.3
		5	5		Tatjana PINTO	GER	2 Jul 92	DQ		162.7 -0.1

NOTE IAAF Rule 162.7 - False Start

ALL-TIME OUTDOOR TOP LIST

RESULT	NAME	VENUE	DATE
10.49	Florence GRIFFITH-JOYNER (USA)	iversity Stadium, IN	16 Jul 88
10.64	Carmelita JETER (USA)	Shanghai	20 Sep 09
10.65	Marion JONES (USA)	Johannesburg (SGJ)	12 Sep 98
10.70	Shelly-Ann FRASER-PRYCE (JAM)	Kingston (NS), JAM	29 Jun 12
10.70	Elaine THOMPSON (JAM)	Kingston (NS), JAM	1 Jul 16
10.73	Christine ARRON (FRA)	Budapest (Népstadion)	19 Aug 98
10.74	Merlene OTTEY (JAM)	Milano (Arena Civica)	7 Sep 96
10.74	Enqlish GARDNER (USA)	Eugene (Hayward Field), OR	3 Jul 16
10.75	Kerron STEWART (JAM)	Roma (Stadio Olimpico)	10 Jul 09
10.76	Evelyn ASHFORD (USA)	Zürich	22 Aug 84
10.76	Veronica CAMPBELL-BROWN (JAM)	(Mestský Stadion)	31 May 11

SEASON OUTDOOR TOP LIST

RESULT	NAME	VENUE	2017
10.71	Elaine THOMPSON (JAM)	Kingston (NS), JAM	23 Jun
10.82	Michelle-Lee AHYE (TTO)	Port of Spain (H. Crawford)	24 Jun
10.83	Murielle AHOURÉ (CIV)	Montverde, FL	10 Jun
10.84	Veronica CAMPBELL-BROWN (JAM)	Montverde, FL	10 Jun
10.85	Aleia HOBBS (USA)	Baton Rouge, LA	29 Apr
10.88	Kelly-Ann BAPTISTE (TTO)	Port of Spain (H. Crawford)	24 Jun
10.90	Tori BOWIE (USA)	Sacramento (Hornet Stadium), CA	22 Jun
10.90	Marie-Josée TA LOU (CIV)	Rabat (Prince Moulay Abdellah)	16 Jul
10.94	Schillonie CALVERT (JAM)	Mesa, AZ	10 Jun
10.95	Dafne SCHIPPERS (NED)	Azusa, CA	14 Apr
10.95	Gina LÜCKENKEMPER (GER)	London	5 Aug

RESULTS



100 Metres Women - Round 1

First 3 in each heat (Q) and the next 6 fastest (q) advance to the Semi-Finals

RECORDS	RESULT	NAME	COUNTRY	AGE	VENUE	DATE
World Record WR	10.49	Florence GRIFFITH-JOYNER	USA	29	Indianapolis (University Stadium), IN	16 Jul 1988
Championships Record CR	10.70	Marion JONES	USA	24	Sevilla (La Cartuja)	22 Aug 1999
World Leading WL	10.71	Elaine THOMPSON	JAM	25	Kingston (NS), JAM	23 Jun 2017
Area Record AR		National Record NR		Personal Best PB		Season Best SB

Heat 1 **6** 5 August 2017 11:44 START TIME 19° C TEMPERATURE 56 % HUMIDITY +1.3 m/s WIND

PLACE	NAME	COUNTRY	DATE OF BIRTH	LANE	RESULT	REACTION	Fn
1	Gina LÜCKENKEMPER	GER	21 Nov 96	3	10.95	Q PB 0.209	
2	Murielle AHOURÉ	CIV	23 Aug 87	8	11.04 [.034]	Q 0.169	
3	Jura LEVY	JAM	4 Nov 90	5	11.09	Q 0.268	
4	Asha PHILIP	GBR	25 Oct 90	2	11.14 [.140]	q SB 0.114	
5	Toea WISIL	PNG	1 Jan 88	4	11.41 [.405]	0.153	
6	Naomi SEDNEY	NED	17 Dec 94	9	11.43 [.430]	0.255	
7	Im Lan LOI	MAC	6 Feb 98	7	12.00	0.187	
8	Yelena RYABOVA	TKM	3 Nov 90	6	12.27	SB 0.143	

Heat 2 **6** 5 August 2017 11:53 START TIME 19° C TEMPERATURE 56 % HUMIDITY +0.8 m/s WIND

PLACE	NAME	COUNTRY	DATE OF BIRTH	LANE	RESULT	REACTION	Fn
1	Elaine THOMPSON	JAM	28 Jun 92	2	11.05 [.042]	Q 0.209	
2	Crystal EMMANUEL	CAN	27 Nov 91	5	11.14 [.137]	Q PB 0.167	
3	Ariana WASHINGTON	USA	27 Aug 96	3	11.28 [.274]	Q 0.172	
4	Yongli WEI	CHN	11 Oct 91	6	11.37	0.175	
5	Khalifa ST FORT	TTO	13 Feb 98	7	11.44	0.170	
6	Orphée NEOLA	FRA	1 Feb 91	4	11.58	0.179	
7	Charlotte WINGFIELD	MLT	30 Nov 94	8	11.82	0.142	

Heat 3 **6** 5 August 2017 12:03 START TIME 19° C TEMPERATURE 56 % HUMIDITY -0.3 m/s WIND

PLACE	NAME	COUNTRY	DATE OF BIRTH	LANE	RESULT	REACTION	Fn
1	Tori BOWIE	USA	27 Aug 90	4	11.05 [.047]	Q 0.163	
2	Blessing OKAGBARE-IGHOTEGUONO	NGR	9 Oct 88	8	11.22	Q 0.152	
3	Ivet LALOVA-COLLIO	BUL	18 May 84	9	11.31	Q 0.147	
4	Desiree HENRY	GBR	26 Aug 95	2	11.32	q 0.151	
5	Ángela TENORIO	ECU	27 Jan 96	6	11.33	0.155	
6	Jamile SAMUEL	NED	24 Apr 92	5	11.52	0.166	
7	Patricia TAEA	COK	25 May 93	7	12.18	NR 0.152	
8	Marie-Charlotte GASTAUD	MON	30 Nov 99	3	13.52	0.190	

Heat 4 **6** 5 August 2017 12:09 START TIME 19° C TEMPERATURE 56 % HUMIDITY 0.0 m/s WIND

PLACE	NAME	COUNTRY	DATE OF BIRTH	LANE	RESULT	REACTION	Fn
1	Marie-Josée TA LOU	CIV	18 Nov 88	7	11.00	Q 0.193	
2	Dafne SCHIPPERS	NED	15 Jun 92	2	11.08	Q 0.170	
3	Carina HORN	RSA	9 Mar 89	9	11.28 [.273]	Q 0.151	
4	Salomé KORA	SUI	8 Jun 94	3	11.30	q 0.117	
5	Carolle ZAH	FRA	12 Jun 94	8	11.41 [.407]	0.159	
6	Narcisa LANDÁZURI	ECU	13 Jun 91	5	11.59	0.232	
7	Rechelle MEADE	AIA	23 Jan 97	6	12.67	0.161	
8	Hereiti BERNARDINO	PYF	21 May 93	4	12.88	0.254	



RESULTS
100 Metres Women - Round 1

Heat 5

6

5 August 2017 12:20 START TIME

19° C TEMPERATURE
56 % HUMIDITY

-0.1 m/s
WIND

PLACE	NAME	COUNTRY	DATE OF BIRTH	LANE	RESULT	REACTION	Fn
1	Rosangela SANTOS	BRA	20 Dec 90	9	11.04 (.035) Q PB	0.162	
2	Mujinga KAMBUNDJI	SUI	17 Jun 92	2	11.14 (.132) Q	0.134	
3	Michelle-Lee AHYE	TTO	10 Apr 92	7	11.14 (.135) Q	0.147	
4	Simone FACEY	JAM	7 May 85	3	11.29 q	0.152	
5	Leya BUCHANAN	CAN	17 Aug 96	8	11.84	0.164	
6	Dutee CHAND	IND	3 Feb 96	6	12.07	0.174	
7	Gorete SEMEDO	STP	5 Oct 96	4	12.46 PB	0.205	
	Tatjana PINTO	GER	2 Jul 92	5	DQ 162.7	-0.137	F1

NOTE IAAF Rule 162.7 - False Start

Heat 6

6

5 August 2017 12:30 START TIME

19° C TEMPERATURE
56 % HUMIDITY

+0.6 m/s
WIND

PLACE	NAME	COUNTRY	DATE OF BIRTH	LANE	RESULT	REACTION	Fn
1	Daryll NEITA	GBR	29 Aug 96	9	11.15 Q	0.148	
2	Deajah STEVENS	USA	19 May 95	4	11.17 Q	0.155	
3	Natasha MORRISON	JAM	17 Nov 92	3	11.21 (.201) Q	0.190	
4	Kelly-Ann BAPTISTE	TTO	14 Oct 86	5	11.21 (.207) q	0.163	
5	Ewa SWOBODA	POL	26 Jul 97	6	11.24 q SB	0.165	
6	Andrea PURICA	VEN	21 Nov 95	8	11.43 (.425)	0.166	
7	Cecilia BOUELE	CGO	7 Jan 93	2	12.15	0.184	
8	Zarinae SAPONG	NMI	27 Jan 98	7	13.29 PB	0.234	

ALL-TIME OUTDOOR TOP LIST

RESULT	NAME	VENUE	DATE
10.49	Florence GRIFFITH-JOYNER (USA)	iversity Stadium), IN	16 Jul 88
10.64	Carmelita JETER (USA)	Shanghai	20 Sep 09
10.65	Marion JONES (USA)	Johannesburg (SGJ)	12 Sep 98
10.70	Shelly-Ann FRASER-PRYCE (JAM)	Kingston (NS), JAM	29 Jun 12
10.70	Elaine THOMPSON (JAM)	Kingston (NS), JAM	1 Jul 16
10.73	Christine ARRON (FRA)	Budapest (Népstadion)	19 Aug 98
10.74	Merlene OTTEY (JAM)	Milano (Arena Civica)	7 Sep 96
10.74	English GARDNER (USA)	Eugene (Hayward Field), OR	3 Jul 16
10.75	Kerron STEWART (JAM)	Roma (Stadio Olimpico)	10 Jul 09
10.76	Evelyn ASHFORD (USA)	Zürich	22 Aug 84
10.76	Veronica CAMPBELL-BROWN (JAM)	(Mestský Stadion)	31 May 11

SEASON OUTDOOR TOP LIST

RESULT	NAME	VENUE	2017
10.71	Elaine THOMPSON (JAM)	Kingston (NS), JAM	23 Jun
10.82	Michelle-Lee AHYE (TTO)	Port of Spain (H. Crawford)	24 Jun
10.83	Murielle AHOURÉ (CIV)	Montverde, FL	10 Jun
10.84	Veronica CAMPBELL-BROWN (JAM)	Montverde, FL	10 Jun
10.85	Aleia HOBBS (USA)	Baton Rouge, LA	29 Apr
10.88	Kelly-Ann BAPTISTE (TTO)	Port of Spain (H. Crawford)	24 Jun
10.90	Tori BOWIE (USA)	Sacramento (Hornet Stadium), CA	22 Jun
10.90	Marie-Josée TA LOU (CIV)	Rabat (Prince Moulay Abdellah)	16 Jul
10.94	Schillonie CALVERT (JAM)	Mesa, AZ	10 Jun
10.95	Dafne SCHIPPERS (NED)	Azusa, CA	14 Apr
10.95	Gina LÜCKENKEMPER (GER)	London	5 Aug



RESULTS



200 Metres Women - Final

RECORDS	RESULT	NAME	COUNTRY	AGE	VENUE	DATE
World Record WR	21.34	Florence GRIFFITH-JOYNER	USA	29	Seoul (Olympic Stadium)	29 Sep 1988
Championships Record CR	21.63	Dafne SCHIPPERS	NED	23	Beijing (National Stadium)	28 Aug 2015
World Leading WL	21.77	Tori BOWIE	USA	27	Eugene (Hayward Field), OR	27 May 2017
Area Record AR		National Record NR		Personal Best PB		Season Best SB

11 August 2017 21:50 START TIME

19° C TEMPERATURE 68 % HUMIDITY

+0.8m/s WIND

PLACE	NAME	COUNTRY	DATE of BIRTH	LANE	RESULT	REACTION	Fn
1	Dafne SCHIPPERS	NED	15 Jun 92	6	22.05	SB	0.165
2	Marie-Josée TA LOU	CIV	18 Nov 88	4	22.08	NR	0.199
3	Shaunae MILLER-UIBO	BAH	15 Apr 94	5	22.15		0.147
4	Dina ASHER-SMITH	GBR	4 Dec 95	8	22.22	SB	0.169
5	Deajah STEVENS	USA	19 May 95	7	22.44		0.178
6	Kimberlyn DUNCAN	USA	2 Aug 91	9	22.59		0.198
7	Crystal EMMANUEL	CAN	27 Nov 91	2	22.60		0.158
8	Tynia GAITHER	BAH	16 Mar 93	3	23.07		0.162

ALL-TIME OUTDOOR TOP LIST				SEASON OUTDOOR TOP LIST			
RESULT	NAME	VENUE	DATE	RESULT	NAME	VENUE	2017
21.34	Florence GRIFFITH-JOYNER (USA)	1 (Olympic Stadium)	29 Sep 88	21.77	Tori BOWIE (USA)	Eugene (Hayward Field), OR	27 May
21.62	Marion JONES (USA)	Johannesburg (SGJ)	11 Sep 98	21.91	Shaunae MILLER-UIBO (BAH)	Eugene (Hayward Field), OR	27 May
21.63	Dafne SCHIPPERS (NED)	Beijing (National Stadium)	28 Aug 15	21.98	Elaine THOMPSON (JAM)	Eugene (Hayward Field), OR	27 May
21.64	Merlene OTTEY (JAM)	Bruxelles	13 Sep 91	22.02	Kyra JEFFERSON (USA)	Eugene (Hayward Field), OR	10 Jun
21.66	Elaine THOMPSON (JAM)	Beijing (National Stadium)	28 Aug 15	22.05	Dafne SCHIPPERS (NED)	London	11 Aug
21.69	Allyson FELIX (USA)	Eugene, OR	30 Jun 12	22.08	Marie-Josée TA LOU (CIV)	London	11 Aug
21.71	Marita KOCH (GDR)	Karl-Marx-Stadt	10 Jun 79	22.09	Deajah STEVENS (USA)	Eugene (Hayward Field), OR	14 Aug
21.71	Heike DRECHSLER (GDR)	Jena	29 Jun 86	22.22	Dina ASHER-SMITH (GBR)	London	11 Aug
21.72	Grace JACKSON (JAM)	Seoul (Olympic Stadium)	29 Sep 88	22.33	Allyson FELIX (USA)	Eugene (Hayward Field), OR	27 May
21.72	Gwen TORRENCE (USA)	Barcelona (Estadio Olímpico)	5 Aug 92	22.39	Ariana WASHINGTON (USA)	Eugene (Hayward Field), OR	10 Jun



RESULT PROGRESSION

200 Metres Women - Final



RECORDS	RESULT	NAME	COUNTRY	AGE	VENUE	DATE
World Record WR	21.34	Florence GRIFFITH-JOYNER	USA	29	Seoul (Olympic Stadium)	29 Sep 1988
Championships Record CR	21.63	Dafne SCHIPPERS	NED	23	Beijing (National Stadium)	28 Aug 2015
World Leading WL	21.77	Tori BOWIE	USA	27	Eugene (Hayward Field), OR	27 May 2017
Area Record AR		National Record NR		Personal Best PB		Season Best SB

11 August 2017

RANK	BIB	NAME	COUNTRY	DATE of BIRTH	PHASE	HEAT	LANE	PLACE	RESULT	WIND
1		Dafne SCHIPPERS	NED	15 Jun 92	Final	1	6	1	22.05 SB	+0.8
					Semi-Final	1	5	1	22.49 Q	-0.2
					Round 1	1	6	1	22.63 Q	+0.5
2		Marie-Josée TA LOU	CIV	18 Nov 88	Final	1	4	2	22.08 NR	+0.8
					Semi-Final	3	5	3	22.50 Q	-0.2
					Round 1	6	4	3	22.70 Q	+0.1
3		Shaunae MILLER-UIBO	BAH	15 Apr 94	Final	1	5	3	22.15	+0.8
					Semi-Final	2	7	2	22.49 Q	-0.2
					Round 1	4	5	2	22.69 Q	-0.1
4		Dina ASHER-SMITH	GBR	4 Dec 95	Final	1	8	4	22.22 SB	+0.8
					Semi-Final	3	4	6	22.73 Q SB	-0.2
					Round 1	5	2	4	22.73 Q SB	-0.4
5		Deajah STEVENS	USA	19 May 95	Final	1	7	5	22.44	+0.8
					Semi-Final	1	6	4	22.71 Q	-0.2
					Round 1	3	6	8	22.90 Q	+0.1
6		Kimberlyn DUNCAN	USA	2 Aug 91	Final	1	9	6	22.59	+0.8
					Semi-Final	2	4	5	22.73 Q	-0.2
					Round 1	2	8	5	22.74 Q	-0.6
7		Crystal EMMANUEL	CAN	27 Nov 91	Final	1	2	7	22.60	+0.8
					Semi-Final	3	6	7	22.85 q	-0.2
					Round 1	5	7	7	22.87 Q	-0.4
8		Tynia GAITHER	BAH	16 Mar 93	Final	1	3	8	23.07	+0.8
					Semi-Final	3	7	8	22.85 q	-0.2
					Round 1	1	7	9	22.98 Q	+0.5

ALL-TIME OUTDOOR TOP LIST				SEASON OUTDOOR TOP LIST			
RESULT	NAME	VENUE	DATE	RESULT	NAME	VENUE	2017
21.34	Florence GRIFFITH-JOYNER (USA)	Seoul (Olympic Stadium)	29 Sep 88	21.77	Tori BOWIE (USA)	Eugene (Hayward Field), OR	27 May
21.62	Marion JONES (USA)	Johannesburg (SGJ)	11 Sep 98	21.91	Shaunae MILLER-UIBO (BAH)	Eugene (Hayward Field), OR	27 May
21.63	Dafne SCHIPPERS (NED)	Beijing (National Stadium)	28 Aug 15	21.98	Elaine THOMPSON (JAM)	Eugene (Hayward Field), OR	27 May
21.64	Mertlene OTTEY (JAM)	Bruxelles	13 Sep 91	22.02	Kyra JEFFERSON (USA)	Eugene (Hayward Field), OR	10 Jun
21.66	Elaine THOMPSON (JAM)	Beijing (National Stadium)	28 Aug 15	22.05	Dafne SCHIPPERS (NED)	London	11 Aug
21.69	Allyson FELIX (USA)	Eugene, OR	30 Jun 12	22.08	Marie-Josée TA LOU (CIV)	London	11 Aug
21.71	Marita KOCH (GDR)	Karl-Marx-Stadt	10 Jun 79	22.09	Deajah STEVENS (USA)	Eugene (Hayward Field), OR	14 May
21.71	Heike DRECHSLER (GDR)	Jena	29 Jun 86	22.22	Dina ASHER-SMITH (GBR)	London	11 Aug
21.72	Grace JACKSON (JAM)	Seoul (Olympic Stadium)	29 Sep 88	22.33	Allyson FELIX (USA)	Eugene (Hayward Field), OR	27 May
21.72	Gwen TORRENCE (USA)	Barcelona (Estadio Olímpico)	5 Aug 92	22.39	Ariana WASHINGTON (USA)	Eugene (Hayward Field), OR	10 Jun



SUMMARY



200 Metres Women - Semi-Final

First 2 in each heat (Q) and the next 2 fastest (q) advance to the Final

RECORDS	RESULT	NAME	COUNTRY	AGE	VENUE	DATE
World Record WR	21.34	Florence GRIFFITH-JOYNER	USA	29	Seoul (Olympic Stadium)	29 Sep 1988
Championships Record CR	21.63	Dafne SCHIPPERS	NED	23	Beijing (National Stadium)	28 Aug 2015
World Leading WL	21.77	Tori BOWIE	USA	27	Eugene (Hayward Field), OR	27 May 2017
Area Record AR		National Record NR		Personal Best PB		Season Best SB

10 August 2017

RANK	PLACE	HEAT	LANE	BIB	NAME	COUNTRY	DATE of BIRTH	RESULT	WIND
1	1	1	5		Dafne SCHIPPERS	NED	15 Jun 92	22.49 (.484) Q	-0.2
2	1	2	7		Shaunae MILLER-UIBO	BAH	15 Apr 94	22.49 (.490) Q	-0.2
3	1	3	5		Marie-Josée TA LOU	CIV	18 Nov 88	22.50 Q	-0.2
4	2	1	6		Deajah STEVENS	USA	19 May 95	22.71 Q	-0.2
5	2	2	4		Kimberlyn DUNCAN	USA	2 Aug 91	22.73 (.723) Q	-0.2
6	2	3	4		Dina ASHER-SMITH	GBR	4 Dec 95	22.73 (.729) Q SB	-0.2
7	3	3	6		Crystal EMMANUEL	CAN	27 Nov 91	22.85 (.848) q	-0.2
8	4	3	7		Tynia GAITHER	BAH	16 Mar 93	22.85 (.850) q	-0.2
9	3	1	7		Ivet LALOVA-COLLIO	BUL	18 May 84	22.96	-0.2
10	3	2	5		Mujinga KAMBUNDJI	SUI	17 Jun 92	23.00	-0.2
11	4	2	6		Simone FACEY	JAM	7 May 85	23.01	-0.2
12	4	1	4		Rebekka HAASE	GER	2 Jan 93	23.03	-0.2
13	5	1	3		Sashalee FORBES	JAM	10 May 96	23.09	-0.2
14	6	1	8		Sarah ATCHO	SUI	1 Jun 95	23.12	-0.2
15	7	1	2		Justine PALFRAMAN	RSA	4 Nov 93	23.21 (.204)	-0.2
16	8	1	9		Anthonique STRACHAN	BAH	22 Aug 93	23.21 (.207)	-0.2
17	5	3	8		Maria BELIMPASAKI	GRE	19 Jun 91	23.21 (.208)	-0.2
18	5	2	8		Edidiong Ofonime ODIONG	BRN	13 Mar 97	23.24	-0.2
19	6	3	9		Vitoria Cristina ROSA	BRA	12 Jan 96	23.31	-0.2
20	7	3	2		Jodean WILLIAMS	JAM	11 Nov 93	23.32	-0.2
21	6	2	3		Bianca WILLIAMS	GBR	18 Dec 93	23.40	-0.2
22	8	3	3		Estelle RAFFAI	FRA	6 Feb 98	23.45	-0.2
23	7	2	2		Semoy HACKETT	TTO	27 Nov 88	23.54	-0.2
		2	9		Rosangela SANTOS	BRA	20 Dec 90	DQ	162.7 -0.2

NOTE IAAF Rule 162.7 - False Start

ALL-TIME OUTDOOR TOP LIST				SEASON OUTDOOR TOP LIST			
RESULT	NAME	VENUE	DATE	RESULT	NAME	VENUE	2017
21.34	Florence GRIFFITH-JOYNER (USA)	Seoul (Olympic Stadium)	29 Sep 88	21.77	Tori BOWIE (USA)	Eugene (Hayward Field), OR	27 May
21.62	Marion JONES (USA)	Johannesburg (SGJ)	11 Sep 98	21.91	Shaunae MILLER-UIBO (BAH)	Eugene (Hayward Field), OR	27 May
21.63	Dafne SCHIPPERS (NED)	Beijing (National Stadium)	28 Aug 15	21.98	Elaine THOMPSON (JAM)	Eugene (Hayward Field), OR	27 May
21.64	Merlene OTTEY (JAM)	Bruxelles	13 Sep 91	22.02	Kyra JEFFERSON (USA)	Eugene (Hayward Field), OR	10 Jun
21.66	Elaine THOMPSON (JAM)	Beijing (National Stadium)	28 Aug 15	22.09	Deajah STEVENS (USA)	Eugene (Hayward Field), OR	14 May
21.69	Allyson FELIX (USA)	Eugene, OR	30 Jun 12	22.10	Dafne SCHIPPERS (NED)	Lausanne (Pontaise)	6 Jul
21.71	Marita KOCH (GDR)	Karl-Marx-Stadt	10 Jun 79	22.16	Marie-Josée TA LOU (CIV)	Lausanne (Pontaise)	6 Jul
21.71	Heike DRECHSLER (GDR)	Jena	29 Jun 86	22.33	Allyson FELIX (USA)	Eugene (Hayward Field), OR	27 May
21.72	Grace JACKSON (JAM)	Seoul (Olympic Stadium)	29 Sep 88	22.39	Ariana WASHINGTON (USA)	Eugene (Hayward Field), OR	10 Jun
21.72	Gwen TORRENCE (USA)	Barcelona (Estadio Olímpico)	5 Aug 92	22.41	Deanna HILL (USA)	Eugene (Hayward Field), OR	14 May

RESULTS



200 Metres Women - Semi-Final

First 2 in each heat (Q) and the next 2 fastest (q) advance to the Final

RECORDS	RESULT	NAME	COUNTRY	AGE	VENUE	DATE
World Record WR	21.34	Florence GRIFFITH-JOYNER	USA	29	Seoul (Olympic Stadium)	29 Sep 1988
Championships Record CR	21.63	Dafne SCHIPPERS	NED	23	Beijing (National Stadium)	28 Aug 2015
World Leading WL	21.77	Tori BOWIE	USA	27	Eugene (Hayward Field), OR	27 May 2017
Area Record AR		National Record NR		Personal Best PB		Season Best SB

Heat 1	3	10 August 2017	21:06 START TIME	19° C TEMPERATURE	52 % HUMIDITY	-0.2 m/s WIND
---------------	----------	-----------------------	-------------------------	--------------------------	----------------------	----------------------

PLACE	NAME	COUNTRY	DATE OF BIRTH	LANE	RESULT	REACTION	Fn
1	Dafne SCHIPPERS	NED	15 Jun 92	5	22.49 [.484] Q	0.155	
2	Deajah STEVENS	USA	19 May 95	6	22.71 Q	0.155	
3	Ivet LALOVA-COLLIO	BUL	18 May 84	7	22.96	0.148	
4	Rebekka HAASE	GER	2 Jan 93	4	23.03	0.161	
5	Sashalee FORBES	JAM	10 May 96	3	23.09	0.164	
6	Sarah ATCHO	SUI	1 Jun 95	8	23.12	0.134	
7	Justine PALFRAMAN	RSA	4 Nov 93	2	23.21 [.204]	0.146	
8	Anthonique STRACHAN	BAH	22 Aug 93	9	23.21 [.207]	0.207	

Heat 2	3	10 August 2017	21:14 START TIME	19° C TEMPERATURE	52 % HUMIDITY	-0.2 m/s WIND
---------------	----------	-----------------------	-------------------------	--------------------------	----------------------	----------------------

PLACE	NAME	COUNTRY	DATE OF BIRTH	LANE	RESULT	REACTION	Fn
1	Shaunae MILLER-UIBO	BAH	15 Apr 94	7	22.49 [.490] Q	0.147	
2	Kimberlyn DUNCAN	USA	2 Aug 91	4	22.73 [.723] Q	0.183	
3	Mujinga KAMBUNDJI	SUI	17 Jun 92	5	23.00	0.129	
4	Simone FACEY	JAM	7 May 85	6	23.01	0.181	
5	Eddiong Ofonime ODIONG	BRN	13 Mar 97	8	23.24	0.275	
6	Bianca WILLIAMS	GBR	18 Dec 93	3	23.40	0.161	
7	Semoy HACKETT	TTO	27 Nov 88	2	23.54	0.148	
	Rosangela SANTOS	BRA	20 Dec 90	9	DQ 162.7		F1

NOTE IAAF Rule 162.7 - False Start

Heat 3	3	10 August 2017	21:23 START TIME	19° C TEMPERATURE	52 % HUMIDITY	-0.2 m/s WIND
---------------	----------	-----------------------	-------------------------	--------------------------	----------------------	----------------------

PLACE	NAME	COUNTRY	DATE OF BIRTH	LANE	RESULT	REACTION	Fn
1	Marie-Josée TA LOU	CIV	18 Nov 88	5	22.50 Q	0.198	
2	Dina ASHER-SMITH	GBR	4 Dec 95	4	22.73 [.729] Q SB	0.153	
3	Crystal EMMANUEL	CAN	27 Nov 91	6	22.85 [.848] q	0.165	
4	Tynia GAITHER	BAH	16 Mar 93	7	22.85 [.850] q	0.151	
5	Maria BELIMPASAKI	GRE	19 Jun 91	8	23.21 [.208]	0.202	
6	Vitoria Cristina ROSA	BRA	12 Jan 96	9	23.31	0.173	
7	Jodean WILLIAMS	JAM	11 Nov 93	2	23.32	0.182	
8	Estelle RAFFAI	FRA	6 Feb 98	3	23.45	0.183	

ALL-TIME OUTDOOR TOP LIST				SEASON OUTDOOR TOP LIST			
RESULT	NAME	VENUE	DATE	RESULT	NAME	VENUE	2017
21.34	Florence GRIFFITH-JOYNER (USA)	Seoul (Olympic Stadium)	29 Sep 88	21.77	Tori BOWIE (USA)	Eugene (Hayward Field), OR	27 May
21.62	Marion JONES (USA)	Johannesburg (SGJ)	11 Sep 98	21.91	Shaunae MILLER-UIBO (BAH)	Eugene (Hayward Field), OR	27 May
21.63	Dafne SCHIPPERS (NED)	Beijing (National Stadium)	28 Aug 15	21.98	Elaine THOMPSON (JAM)	Eugene (Hayward Field), OR	27 May
21.64	Mertlene OTTEY (JAM)	Bruxelles	13 Sep 91	22.02	Kyra JEFFERSON (USA)	Eugene (Hayward Field), OR	10 Jun
21.66	Elaine THOMPSON (JAM)	Beijing (National Stadium)	28 Aug 15	22.09	Deajah STEVENS (USA)	Eugene (Hayward Field), OR	14 May
21.69	Allyson FELIX (USA)	Eugene, OR	30 Jun 12	22.10	Dafne SCHIPPERS (NED)	Lausanne (Pontaise)	6 Jul
21.71	Marita KOCH (GDR)	Karl-Marx-Stadt	10 Jun 79	22.16	Marie-Josée TA LOU (CIV)	Lausanne (Pontaise)	6 Jul
21.71	Heike DRECHSLER (GDR)	Jena	29 Jun 86	22.33	Allyson FELIX (USA)	Eugene (Hayward Field), OR	27 May
21.72	Grace JACKSON (JAM)	Seoul (Olympic Stadium)	29 Sep 88	22.39	Ariana WASHINGTON (USA)	Eugene (Hayward Field), OR	10 Jun
21.72	Gwen TORRENCE (USA)	Barcelona (Estadio Olímpico)	5 Aug 92	22.41	Deanna HILL (USA)	Eugene (Hayward Field), OR	14 May

Timing and Measurement by SEIKO

AT-200-W-sf----.RS6..v1

Issued at 21:26 on Thursday, 10 August 2017

Official Partners



SUMMARY



200 Metres Women - Round 1

First 3 in each heat (Q) and the next 3 fastest (q) advance to the Semi-Finals

RECORDS	RESULT	NAME	COUNTRY	AGE	VENUE	DATE
World Record WR	21.34	Florence GRIFFITH-JOYNER	USA	29	Seoul (Olympic Stadium)	29 Sep 1988
Championships Record CR	21.63	Dafne SCHIPPERS	NED	23	Beijing (National Stadium)	28 Aug 2015
World Leading WL	21.77	Tori BOWIE	USA	27	Eugene (Hayward Field), OR	27 May 2017
Area Record AR		National Record NR		Personal Best PB		Season Best SB

8 August 2017

RANK	PLACE	HEAT	LANE	BIB	NAME	COUNTRY	DATE of BIRTH	RESULT	WIND
1	1	1	6		Dafne SCHIPPERS	NED	15 Jun 92	22.63	Q +0.5
2	1	4	5		Shaunae MILLER-UIBO	BAH	15 Apr 94	22.69	Q -0.1
3	1	6	4		Marie-Josée TA LOU	CIV	18 Nov 88	22.70	Q +0.1
4	1	5	2		Dina ASHER-SMITH	GBR	4 Dec 95	22.73	Q SB -0.4
5	1	2	8		Kimberlyn DUNCAN	USA	2 Aug 91	22.74	Q -0.6
6	2	2	5		Mujinga KAMBUNDJI	SUI	17 Jun 92	22.86	Q -0.6
7	2	5	7		Crystal EMMANUEL	CAN	27 Nov 91	22.87	Q -0.4
8	1	3	6		Deajah STEVENS	USA	19 May 95	22.90	Q +0.1
9	2	4	7		Simone FACEY	JAM	7 May 85	22.98 (.973)	Q -0.1
9	2	1	7		Tynia GAITHER	BAH	16 Mar 93	22.98 (.973)	Q +0.5
11	1	7	7		Rebekka HAASE	GER	2 Jan 93	22.99	Q +0.5
12	2	3	8		Ivet LALOVA-COLLIO	BUL	18 May 84	23.08	Q +0.1
13	2	6	6		Sarah ATCHO	SUI	1 Jun 95	23.09	Q +0.1
14	3	1	4		Maria BELIMPASAKI	GRE	19 Jun 91	23.16	Q +0.5
15	3	6	8		Anthonique STRACHAN	BAH	22 Aug 93	23.23	Q +0.1
16	3	4	2		Edidiong Ofonime ODIONG	BRN	13 Mar 97	23.24	Q -0.1
17	3	2	4		Vitoria Cristina ROSA	BRA	12 Jan 96	23.26 (.252)	Q -0.6
18	3	3	2		Sashalee FORBES	JAM	10 May 96	23.26 (.256)	Q +0.1
19	4	1	2		Bianca WILLIAMS	GBR	18 Dec 93	23.30	q +0.5
20	2	7	5		Rosangela SANTOS	BRA	20 Dec 90	23.34	Q +0.5
21	4	2	3		Justine PALFRAMAN	RSA	4 Nov 93	23.35	q -0.6
22	5	1	8		Jodean WILLIAMS	JAM	11 Nov 93	23.38	q +0.5
23	4	3	7		Shannon HYLTON	GBR	19 Dec 96	23.39	+0.1
24	4	4	8		Yana KACHUR	UKR	13 Jan 97	23.47	-0.1
25	6	1	3		Anna KIELBASINSKA	POL	26 Jun 90	23.48	+0.5
26	3	7	2		Semoy HACKETT	TTO	27 Nov 88	23.50	Q +0.5
27	4	7	4		Cornelia HALBHEER	SUI	16 Aug 92	23.51 (.505)	+0.5
28	5	7	8		Gloria HOOPER	ITA	3 Mar 92	23.51 (.507)	+0.5
29	4	6	3		Sindija BUKSA	LAT	14 Dec 97	23.54	+0.1
30	5	4	4		Sada WILLIAMS	BAR	1 Dec 97	23.55	-0.1
31	6	7	3		Gina BASS	GAM	3 May 95	23.56	+0.5
32	5	2	6		Viktoriya ZYABKINA	KAZ	4 Sep 92	23.66	-0.6
33	3	5	8		Estelle RAFFAI	FRA	6 Feb 98	23.72	Q -0.4
34	5	6	5		Irene SIRAGUSA	ITA	23 Jun 93	23.73	+0.1
35	6	4	3		Kayelle CLARKE	TTO	28 Feb 96	23.75	-0.1
36	7	1	5		Riley DAY	AUS	30 Mar 00	23.77 (.764)	+0.5
37	4	5	3		Janet AMPONSAH	GHA	12 Apr 93	23.77 (.770)	-0.4
38	5	3	5		Estela GARCÍA	ESP	20 Mar 89	23.78	+0.1
39	6	2	7		Lorène Dorcas BAZOLO	POR	4 May 83	23.85	-0.6

SUMMARY
200 Metres Women - Round 1

8 August 2017

RANK	PLACE	HEAT	LANE	BIB	NAME	COUNTRY	DATE of BIRTH	RESULT	WIND
40	6	3	4		Mariely SÁNCHEZ	DOM	30 Dec 88	23.89 (.884)	+0.1
41	6	6	2		Isidora JIMÉNEZ	CHI	10 Aug 93	23.89 (.889)	+0.1
42	7	4	6		Toea WISIL	PNG	1 Jan 88	23.93	-0.1
43	7	3	3		Ella NELSON	AUS	10 May 94	24.02	+0.1
44	5	5	4		Nediam VARGAS	VEN	5 Sep 94	24.35	-0.4
45	7	2	2		Ulfa SILPIANA	INA	8 Mar 97	25.23	-0.6
46	6	5	6		Regine TUGADE	GUM	28 Jan 98	26.22	-0.4
		6	7		Laura MÜLLER	GER	11 Dec 95	DNS	+0.1
		5	5		Michelle-Lee AHYE	TTO	10 Apr 92	DNS	-0.4
		7	6		Tori BOWIE	USA	27 Aug 90	DNS	+0.5

ALL-TIME OUTDOOR TOP LIST				SEASON OUTDOOR TOP LIST			
RESULT	NAME	VENUE	DATE	RESULT	NAME	VENUE	2017
21.34	Florence GRIFFITH-JOYNER (USA)	Jl (Olympic Stadium)	29 Sep 88	21.77	Tori BOWIE (USA)	Eugene (Hayward Field), OR	27 May
21.62	Marion JONES (USA)	Johannesburg (SGJ)	11 Sep 98	21.91	Shaunae MILLER-UIBO (BAH)	Eugene (Hayward Field), OR	27 May
21.63	Dafne SCHIPPERS (NED)	Beijing (National Stadium)	28 Aug 15	21.98	Elaine THOMPSON (JAM)	Eugene (Hayward Field), OR	27 May
21.64	Merlene OTTEY (JAM)	Bruxelles	13 Sep 91	22.02	Kyra JEFFERSON (USA)	Eugene (Hayward Field), OR	10 Jun
21.66	Elaine THOMPSON (JAM)	Beijing (National Stadium)	28 Aug 15	22.09	Deajah STEVENS (USA)	Eugene (Hayward Field), OR	14 May
21.69	Allyson FELIX (USA)	Eugene, OR	30 Jun 12	22.10	Dafne SCHIPPERS (NED)	Lausanne (Pontaise)	6 Jul
21.71	Marita KOCH (GDR)	Karl-Marx-Stadt	10 Jun 79	22.16	Marie-Josée TA LOU (CIV)	Lausanne (Pontaise)	6 Jul
21.71	Heike DRECHSLER (GDR)	Jena	29 Jun 86	22.33	Allyson FELIX (USA)	Eugene (Hayward Field), OR	27 May
21.72	Grace JACKSON (JAM)	Seoul (Olympic Stadium)	29 Sep 88	22.39	Ariana WASHINGTON (USA)	Eugene (Hayward Field), OR	10 Jun
21.72	Gwen TORRENCE (USA)	Barcelona (Estadio Olímpico)	5 Aug 92	22.41	Deanna HILL (USA)	Eugene (Hayward Field), OR	14 May

RESULTS



200 Metres Women - Round 1

First 3 in each heat (Q) and the next 3 fastest (q) advance to the Semi-Finals

RECORDS	RESULT	NAME	COUNTRY	AGE	VENUE	DATE
World Record WR	21.34	Florence GRIFFITH-JOYNER	USA	29	Seoul (Olympic Stadium)	29 Sep 1988
Championships Record CR	21.63	Dafne SCHIPPERS	NED	23	Beijing (National Stadium)	28 Aug 2015
World Leading WL	21.77	Tori BOWIE	USA	27	Eugene (Hayward Field), OR	27 May 2017
Area Record AR		National Record NR		Personal Best PB		Season Best SB

Heat 1 **7** 8 August 2017 19:29 START TIME 16° C TEMPERATURE 77 % HUMIDITY +0.5 m/s WIND

PLACE	NAME	COUNTRY	DATE OF BIRTH	LANE	RESULT	REACTION	Fn
1	Dafne SCHIPPERS	NED	15 Jun 92	6	22.63	Q 0.146	
2	Tynia GAITHER	BAH	16 Mar 93	7	22.98 [.973]	Q 0.161	
3	Maria BELIMPASAKI	GRE	19 Jun 91	4	23.16	Q 0.221	
4	Bianca WILLIAMS	GBR	18 Dec 93	2	23.30	q 0.166	
5	Jodean WILLIAMS	JAM	11 Nov 93	8	23.38	q 0.199	
6	Anna KIELBASINSKA	POL	26 Jun 90	3	23.48	0.181	
7	Riley DAY	AUS	30 Mar 00	5	23.77 [.764]	0.142	

Heat 2 **7** 8 August 2017 19:37 START TIME 16° C TEMPERATURE 77 % HUMIDITY -0.6 m/s WIND

PLACE	NAME	COUNTRY	DATE OF BIRTH	LANE	RESULT	REACTION	Fn
1	Kimberlyn DUNCAN	USA	2 Aug 91	8	22.74	Q 0.173	
2	Mujinga KAMBUNDJI	SUI	17 Jun 92	5	22.86	Q 0.151	
3	Vitoria Cristina ROSA	BRA	12 Jan 96	4	23.26 [.252]	Q 0.188	
4	Justine PALFRAMAN	RSA	4 Nov 93	3	23.35	q 0.157	
5	Viktoriya ZYABKINA	KAZ	4 Sep 92	6	23.66	0.176	
6	Lorène Dorcas BAZOLO	POR	4 May 83	7	23.85	0.170	
7	Ulfa SILPIANA	INA	8 Mar 97	2	25.23	0.199	

Heat 3 **7** 8 August 2017 19:45 START TIME 16° C TEMPERATURE 77 % HUMIDITY +0.1 m/s WIND

PLACE	NAME	COUNTRY	DATE OF BIRTH	LANE	RESULT	REACTION	Fn
1	Deajah STEVENS	USA	19 May 95	6	22.90	Q 0.169	
2	Ivet LALOVA-COLLIO	BUL	18 May 84	8	23.08	Q 0.152	
3	Sashalee FORBES	JAM	10 May 96	2	23.26 [.256]	Q 0.139	
4	Shannon HYLTON	GBR	19 Dec 96	7	23.39	0.176	
5	Estela GARCÍA	ESP	20 Mar 89	5	23.78	0.165	
6	Mariely SÁNCHEZ	DOM	30 Dec 88	4	23.89 [.884]	0.161	
7	Ella NELSON	AUS	10 May 94	3	24.02	0.177	

Heat 4 **7** 8 August 2017 19:53 START TIME 16° C TEMPERATURE 77 % HUMIDITY -0.1 m/s WIND

PLACE	NAME	COUNTRY	DATE OF BIRTH	LANE	RESULT	REACTION	Fn
1	Shaunae MILLER-UIBO	BAH	15 Apr 94	5	22.69	Q 0.173	
2	Simone FACEY	JAM	7 May 85	7	22.98 [.973]	Q 0.196	
3	Edidiong Ofonime ODIONG	BRN	13 Mar 97	2	23.24	Q 0.210	
4	Yana KACHUR	UKR	13 Jan 97	8	23.47	0.179	
5	Sada WILLIAMS	BAR	1 Dec 97	4	23.55	0.190	
6	Kayelle CLARKE	TTO	28 Feb 96	3	23.75	0.171	
7	Toea WISIL	PNG	1 Jan 88	6	23.93	0.162	



RESULTS
200 Metres Women - Round 1

Heat 5		8 August 2017 20:01 START TIME		16° C	77 %	-0.4 m/s	
				TEMPERATURE	HUMIDITY	WIND	
PLACE	NAME	COUNTRY	DATE OF BIRTH	LANE	RESULT	REACTION	Fn
1	Dina ASHER-SMITH	GBR	4 Dec 95	2	22.73	Q SB	0.142
2	Crystal EMMANUEL	CAN	27 Nov 91	7	22.87	Q	0.161
3	Estelle RAFFAI	FRA	6 Feb 98	8	23.72	Q	0.186
4	Janet AMPONSAH	GHA	12 Apr 93	3	23.77 (.770)		0.232
5	Nediam VARGAS	VEN	5 Sep 94	4	24.35		0.158
6	Regine TUGADE	GUM	28 Jan 98	6	26.22		0.160
	Michelle-Lee AHYE	TTO	10 Apr 92	5	DNS		

Heat 6		8 August 2017 20:09 START TIME		16° C	77 %	+0.1 m/s	
				TEMPERATURE	HUMIDITY	WIND	
PLACE	NAME	COUNTRY	DATE OF BIRTH	LANE	RESULT	REACTION	Fn
1	Marie-Josée TA LOU	CIV	18 Nov 88	4	22.70	Q	0.192
2	Sarah ATCHO	SUI	1 Jun 95	6	23.09	Q	0.157
3	Anthonique STRACHAN	BAH	22 Aug 93	8	23.23	Q	0.191
4	Sindija BUKSA	LAT	14 Dec 97	3	23.54		0.202
5	Irene SIRAGUSA	ITA	23 Jun 93	5	23.73		0.161
6	Isidora JIMÉNEZ	CHI	10 Aug 93	2	23.89 (.889)		0.141
	Laura MÜLLER	GER	11 Dec 95	7	DNS		

Heat 7		8 August 2017 20:17 START TIME		16° C	77 %	+0.5 m/s	
				TEMPERATURE	HUMIDITY	WIND	
PLACE	NAME	COUNTRY	DATE OF BIRTH	LANE	RESULT	REACTION	Fn
1	Rebekka HAASE	GER	2 Jan 93	7	22.99	Q	0.182
2	Rosangela SANTOS	BRA	20 Dec 90	5	23.34	Q	0.126
3	Semoy HACKETT	TTO	27 Nov 88	2	23.50	Q	0.163
4	Cornelia HALBHEER	SUI	16 Aug 92	4	23.51 (.505)		0.141
5	Gloria HOOPER	ITA	3 Mar 92	8	23.51 (.507)		0.183
6	Gina BASS	GAM	3 May 95	3	23.56		0.173
	Tori BOWIE	USA	27 Aug 90	6	DNS		

ALL-TIME OUTDOOR TOP LIST				SEASON OUTDOOR TOP LIST			
RESULT	NAME	VENUE	DATE	RESULT	NAME	VENUE	2017
21.34	Florence GRIFFITH-JOYNER (USA)	Atlanta (Olympic Stadium)	29 Sep 88	21.77	Tori BOWIE (USA)	Eugene (Hayward Field), OR	27 May
21.62	Marion JONES (USA)	Johannesburg (SGJ)	11 Sep 98	21.91	Shaunae MILLER-UIBO (BAH)	Eugene (Hayward Field), OR	27 May
21.63	Dafne SCHIPPERS (NED)	Beijing (National Stadium)	28 Aug 15	21.98	Elaine THOMPSON (JAM)	Eugene (Hayward Field), OR	27 May
21.64	Merlene OTTEY (JAM)	Bruxelles	13 Sep 91	22.02	Kyra JEFFERSON (USA)	Eugene (Hayward Field), OR	10 Jun
21.66	Elaine THOMPSON (JAM)	Beijing (National Stadium)	28 Aug 15	22.09	Deajah STEVENS (USA)	Eugene (Hayward Field), OR	14 May
21.69	Allyson FELIX (USA)	Eugene, OR	30 Jun 12	22.10	Dafne SCHIPPERS (NED)	Lausanne (Pontaise)	6 Jul
21.71	Marita KOCH (GDR)	Karl-Marx-Stadt	10 Jun 79	22.16	Marie-Josée TA LOU (CIV)	Lausanne (Pontaise)	6 Jul
21.71	Heike DRECHSLER (GDR)	Jena	29 Jun 86	22.33	Allyson FELIX (USA)	Eugene (Hayward Field), OR	27 May
21.72	Grace JACKSON (JAM)	Seoul (Olympic Stadium)	29 Sep 88	22.39	Ariana WASHINGTON (USA)	Eugene (Hayward Field), OR	10 Jun
21.72	Gwen TORRENCE (USA)	Barcelona (Estadio Olímpico)	5 Aug 92	22.41	Deanna HILL (USA)	Eugene (Hayward Field), OR	14 May



RESULTS



400 Metres Women - Final

RECORDS	RESULT	NAME	COUNTRY	AGE	VENUE	DATE
World Record WR	47.60	Marita KOCH	GDR	28	Canberra (Bruce Stadium)	6 Oct 1985
Championships Record CR	47.99	Jarmila KRATOCHVÍLOVÁ	TCH	32	Helsinki (Olympic Stadium)	10 Aug 1983
World Leading WL	49.65	Allyson FELIX	USA	32	London (Olympic Stadium)	9 Jul 2017
Area Record AR		National Record NR		Personal Best PB		Season Best SB

9 August 2017 21:50 START TIME 15° C TEMPERATURE 88 % HUMIDITY

PLACE	NAME	COUNTRY	DATE OF BIRTH	LANE	RESULT	REACTION	Fn
1	Phyllis FRANCIS	USA	4 May 92	6	49.92	PB 0.196	
2	Salwa Eid NASER	BRN	23 May 98	4	50.06	NR 0.203	
3	Allyson FELIX	USA	18 Nov 85	5	50.08	0.184	
4	Shaunae MILLER-UIBO	BAH	15 Apr 94	7	50.49	0.160	
5	Shericka JACKSON	JAM	16 Jul 94	2	50.76	0.194	
6	Stephenie Ann MCPHERSON	JAM	25 Nov 88	8	50.86	0.162	
7	Kabange MUPOPO	ZAM	21 Sep 92	9	51.15	0.184	
8	Novlene WILLIAMS-MILLS	JAM	26 Apr 82	3	51.48	0.272	

ALL-TIME OUTDOOR TOP LIST				SEASON OUTDOOR TOP LIST			
RESULT	NAME	VENUE	DATE	RESULT	NAME	VENUE	2017
47.60	Marita KOCH (GDR)	Canberra (Bruce Stadium)	6 Oct 85	49.65	Allyson FELIX (USA)	London (Olympic Stadium)	9 Jul
47.99	Jarmila KRATOCHVÍLOVÁ (TCH)	Helsinki (Olympic Stadium)	10 Aug 83	49.72	Quanera HAYES (USA)	Sacramento (Hornet Stadium), CA	24 Jun
48.25	Marie-José PÉREC (FRA)	Atlanta (Olympic Stadium), GA	29 Jul 96	49.77	Shaunae MILLER-UIBO (BAH)	Shanghai (SS)	13 May
48.27	Olga VLADYKINA-BRYZGINA (UKR)	Canberra (Bruce Stadium)	6 Oct 85	49.92	Phyllis FRANCIS (USA)	London	9 Aug
48.59	Tatána KOCEMBOVÁ (TCH)	Helsinki (Olympic Stadium)	10 Aug 83	50.00	Kendall ELLIS (USA)	Sacramento (Hornet Stadium), CA	24 Jun
48.63	Cathy FREEMAN (AUS)	Atlanta (Olympic Stadium), GA	29 Jul 96	50.05	Shericka JACKSON (JAM)	Kingston (NS), JAM	25 Jun
48.70	Sanva RICHARDS-ROSS (USA)	Athina (Olympic Stadium)	16 Sep 06	50.06	Salwa Eid NASER (BRN)	London	9 Aug
48.83	Valerie BRISCO-HOOKS (USA)	Memphis (Memorial Coliseum)	6 Aug 84	50.13	Chrisann GORDON (JAM)	Kingston (NS), JAM	25 Jun
48.89	Ana GUEVARA (MEX)	Paris Saint-Denis (Stade de France)	27 Aug 03	50.14	Natasha HASTINGS (USA)	Sacramento (Hornet Stadium), CA	24 Jun
49.05	Chandra CHEESEBOROUGH (USA)	Memorial Coliseum	6 Aug 84	50.14	Novlene WILLIAMS-MILLS (JAM)	Kingston (NS), JAM	25 Jun



RESULT PROGRESSION



400 Metres Women - Final

ATHLETE JOHNSON (USA) ATTEMPT 3 AMENDED

RECORDS	RESULT	NAME	COUNTRY	AGE	VENUE	DATE
World Record WR	47.60	Marita KOCH	GDR	28	Canberra (Bruce Stadium)	6 Oct 1985
Championships Record CR	47.99	Jarmila KRATOCHVÍLOVÁ	TCH	32	Helsinki (Olympic Stadium)	10 Aug 1983
World Leading WL	49.65	Allyson FELIX	USA	32	London (Olympic Stadium)	9 Jul 2017
Area Record AR		National Record NR		Personal Best PB		Season Best SB

9 August 2017

RANK	BIB	NAME	COUNTRY	DATE of BIRTH	PHASE	HEAT	LANE	PLACE	RESULT
1		Phyllis FRANCIS	USA	4 May 92	Final	1	6	1	49.92 PB
					Semi-Final	3	5	4	50.37 Q
					Round 1	4	9	2	50.94 Q
2		Salwa Eid NASER	BRN	23 May 98	Final	1	4	2	50.06 NR
					Semi-Final	2	7	1	50.08 Q NR
					Round 1	4	3	1	50.57 Q NR
3		Allyson FELIX	USA	18 Nov 85	Final	1	5	3	50.08
					Semi-Final	2	4	2	50.12 Q
					Round 1	1	1	29	52.44 Q
4		Shaunae MILLER-UIBO	BAH	15 Apr 94	Final	1	7	4	50.49
					Semi-Final	1	5	3	50.36 Q
					Round 1	2	3	3	50.97 Q
5		Shericka JACKSON	JAM	16 Jul 94	Final	1	2	5	50.76
					Semi-Final	2	5	8	50.70 q
					Round 1	3	4	7	51.26 Q
6		Stephanie Ann MCPHERSON	JAM	25 Nov 88	Final	1	8	6	50.86
					Semi-Final	1	7	5	50.56 Q SB
					Round 1	2	7	8	51.27 Q
7		Kabange MUPOPO	ZAM	21 Sep 92	Final	1	9	7	51.15
					Semi-Final	3	4	6	50.60 Q SB
					Round 1	3	2	5	51.09 Q SB
8		Novlene WILLIAMS-MILLS	JAM	26 Apr 82	Final	1	3	8	51.48
					Semi-Final	2	9	7	50.67 q
					Round 1	4	4	4	51.00 Q

ALL-TIME OUTDOOR TOP LIST				SEASON OUTDOOR TOP LIST			
RESULT	NAME	VENUE	DATE	RESULT	NAME	VENUE	2017
47.60	Marita KOCH (GDR)	Canberra (Bruce Stadium)	6 Oct 85	49.65	Allyson FELIX (USA)	London (Olympic Stadium)	9 Jul
47.99	Jarmila KRATOCHVÍLOVÁ (TCH)	Helsinki (Olympic Stadium)	10 Aug 83	49.72	Quanera HAYES (USA)	Sacramento (Hornet Stadium), CA	24 Jun
48.25	Marie-José PÉREC (FRA)	Atlanta (Olympic Stadium), GA	29 Jul 96	49.77	Shaunae MILLER-UIBO (BAH)	Shanghai (SS)	13 May
48.27	Olga VLADYKINA-BRYZGINA (UKR)	Canberra (Bruce Stadium)	6 Oct 85	49.92	Phyllis FRANCIS (USA)	London	9 Aug
48.59	Tatána KOCEMBOVÁ (TCH)	Helsinki (Olympic Stadium)	10 Aug 83	50.00	Kendall ELLIS (USA)	Sacramento (Hornet Stadium), CA	24 Jun
48.63	Cathy FREEMAN (AUS)	Atlanta (Olympic Stadium), GA	29 Jul 96	50.05	Shericka JACKSON (JAM)	Kingston (NS), JAM	25 Jun
48.70	Sanya RICHARDS-ROSS (USA)	Athina (Olympic Stadium)	16 Sep 06	50.06	Salwa Eid NASER (BRN)	London	9 Aug
48.83	Valerie BRISCO-HOOKS (USA)	Memorial Coliseum	6 Aug 84	50.13	Chrisann GORDON (JAM)	Kingston (NS), JAM	25 Jun
48.89	Ana GUEVARA (MEX)	Paris Saint-Denis (Stade de France)	27 Aug 03	50.14	Natasha HASTINGS (USA)	Sacramento (Hornet Stadium), CA	24 Jun
49.05	Chandra CHEESEBOROUGH (USA)	Memorial Coliseum	6 Aug 84	50.14	Novlene WILLIAMS-MILLS (JAM)	Kingston (NS), JAM	25 Jun

SUMMARY



400 Metres Women - Semi-Final

First 2 in each heat (Q) and the next 2 fastest (q) advance to the Final

RECORDS	RESULT	NAME	COUNTRY	AGE	VENUE	DATE
World Record WR	47.60	Marita KOCH	GDR	28	Canberra (Bruce Stadium)	6 Oct 1985
Championships Record CR	47.99	Jarmila KRATOCHVÍLOVÁ	TCH	32	Helsinki (Olympic Stadium)	10 Aug 1983
World Leading WL	49.65	Allyson FELIX	USA	32	London (Olympic Stadium)	9 Jul 2017
Area Record AR		National Record NR		Personal Best PB		Season Best SB

7 August 2017

RANK	PLACE	HEAT	LANE	BIB	NAME	COUNTRY	DATE of BIRTH	RESULT	
1	1	2	7		Salwa Eid NASER	BRN	23 May 98	50.08	Q NR
2	2	2	4		Allyson FELIX	USA	18 Nov 85	50.12	Q
3	1	1	5		Shaunae MILLER-UIBO	BAH	15 Apr 94	50.36	Q
4	1	3	5		Phyllis FRANCIS	USA	4 May 92	50.37	Q
5	2	1	7		Stephenie Ann MCPHERSON	JAM	25 Nov 88	50.56	Q SB
6	2	3	4		Kabange MUPOPO	ZAM	21 Sep 92	50.60	Q SB
7	3	2	9		Novlene WILLIAMS-MILLS	JAM	26 Apr 82	50.67	q
8	4	2	5		Shericka JACKSON	JAM	16 Jul 94	50.70	q
9	3	1	6		Quanera HAYES	USA	7 Mar 92	50.71	
10	3	3	7		Chrisann GORDON	JAM	18 Sep 94	50.87	
11	4	3	6		Amantle MONTSHO	BOT	4 Jul 83	51.28	SB
12	4	1	8		Gunta LATIŠEVA-CUDARE	LAT	9 Mar 95	51.57 (.565)	
13	5	2	2		Lydia JELE	BOT	22 Jun 90	51.57 (.566)	
14	5	3	3		Ruth Sophia SPELMEYER	GER	19 Sep 90	51.77	
15	6	3	2		Iga BAUMGART	POL	11 Apr 89	51.81 (.801)	
16	7	3	8		Zoey CLARK	GBR	25 Oct 94	51.81 (.804)	PB
17	5	1	3		Roxana GÓMEZ	CUB	7 Jan 99	52.01	
18	6	1	2		Bianca RAZOR	ROU	8 Aug 94	52.09	
19	6	2	8		Yinka AJAYI	NGR	11 Aug 97	52.10	
20	8	3	9		Margaret BAMGBOSE	NGR	19 Oct 93	52.23	
21	7	1	4		Patience Okon GEORGE	NGR	25 Nov 91	52.60	
22	7	2	3		NIRMLA	IND	15 Jul 95	53.07	
23	8	2	6		Iríni VASILÍOU	GRE	18 Mar 90	53.27	
24	8	1	9		Ashley KELLY	IVB	25 Mar 91	54.50	

ALL-TIME OUTDOOR TOP LIST

RESULT	NAME	VENUE	DATE
47.60	Marita KOCH (GDR)	Canberra (Bruce Stadium)	6 Oct 85
47.99	Jarmila KRATOCHVÍLOVÁ (TCH)	Helsinki (Olympic Stadium)	10 Aug 83
48.25	Marie-José PÉREC (FRA)	Atlanta (Olympic Stadium), GA	29 Jul 96
48.27	Olga VLADYKINA-BRYZGINA (UKR)	Canberra (Bruce Stadium)	6 Oct 85
48.59	Tatána KOCEMBOVÁ (TCH)	Helsinki (Olympic Stadium)	10 Aug 83
48.63	Cathy FREEMAN (AUS)	Atlanta (Olympic Stadium), GA	29 Jul 96
48.70	Sanya RICHARDS-ROSS (USA)	Athina (Olympic Stadium)	16 Sep 06
48.83	Valerie BRISCO-HOOKS (USA)	Memorial Coliseum	6 Aug 84
48.89	Ana GUEVARA (MEX)	Paris Saint-Denis (Stade de France)	27 Aug 03
49.05	Chandra CHEESEBOROUGH (USA)	Memorial Coliseum	6 Aug 84

SEASON OUTDOOR TOP LIST

RESULT	NAME	VENUE	2017
49.65	Allyson FELIX (USA)	London (Olympic Stadium)	9 Jul
49.72	Quanera HAYES (USA)	Sacramento (Hornet Stadium), CA	24 Jun
49.77	Shaunae MILLER-UIBO (BAH)	Shanghai (SS)	13 May
49.96	Phyllis FRANCIS (USA)	Sacramento (Hornet Stadium), CA	24 Jun
50.00	Kendall ELLIS (USA)	Sacramento (Hornet Stadium), CA	24 Jun
50.05	Shericka JACKSON (JAM)	Kingston (NS), JAM	25 Jun
50.08	Salwa Eid NASER (BRN)	London	7 Aug
50.13	Chrisann GORDON (JAM)	Kingston (NS), JAM	25 Jun
50.14	Natasha HASTINGS (USA)	Sacramento (Hornet Stadium), CA	24 Jun
50.14	Novlene WILLIAMS-MILLS (JAM)	Kingston (NS), JAM	25 Jun

RESULTS



400 Metres Women - Semi-Final

First 2 in each heat (Q) and the next 2 fastest (q) advance to the Final

RECORDS	RESULT	NAME	COUNTRY	AGE	VENUE	DATE
World Record WR	47.60	Marita KOCH	GDR	28	Canberra (Bruce Stadium)	6 Oct 1985
Championships Record CR	47.99	Jarmila KRATOCHVÍLOVÁ	TCH	32	Helsinki (Olympic Stadium)	10 Aug 1983
World Leading WL	49.65	Allyson FELIX	USA	32	London (Olympic Stadium)	9 Jul 2017
Area Record AR		National Record NR		Personal Best PB		Season Best SB

Heat 1	3	7 August 2017	20:55 START TIME	19° C TEMPERATURE	56 % HUMIDITY
---------------	----------	----------------------	-------------------------	--------------------------	----------------------

PLACE	NAME	COUNTRY	DATE OF BIRTH	LANE	RESULT	REACTION	Fn
1	Shaunae MILLER-UIBO	BAH	15 Apr 94	5	50.36	Q	0.161
2	Stephenie Ann MCPHERSON	JAM	25 Nov 88	7	50.56	Q SB	0.159
3	Quanera HAYES	USA	7 Mar 92	6	50.71		0.191
4	Gunta LATIŠEVA-CUDARE	LAT	9 Mar 95	8	51.57 (.565)		0.216
5	Roxana GÓMEZ	CUB	7 Jan 99	3	52.01		0.251
6	Bianca RAZOR	ROU	8 Aug 94	2	52.09		0.180
7	Patience Okon GEORGE	NGR	25 Nov 91	4	52.60		0.189
8	Ashley KELLY	IVB	25 Mar 91	9	54.50		0.184

Heat 2	3	7 August 2017	21:03 START TIME	19° C TEMPERATURE	56 % HUMIDITY
---------------	----------	----------------------	-------------------------	--------------------------	----------------------

PLACE	NAME	COUNTRY	DATE OF BIRTH	LANE	RESULT	REACTION	Fn
1	Salwa Eid NASER	BRN	23 May 98	7	50.08	Q NR	0.200
2	Allyson FELIX	USA	18 Nov 85	4	50.12	Q	0.178
3	Novlene WILLIAMS-MILLS	JAM	26 Apr 82	9	50.67	q	0.266
4	Shericka JACKSON	JAM	16 Jul 94	5	50.70	q	0.191
5	Lydia JELE	BOT	22 Jun 90	2	51.57 (.566)		0.200
6	Yinka AJAYI	NGR	11 Aug 97	8	52.10		0.247
7	NIRMLA	IND	15 Jul 95	3	53.07		0.285
8	Iríni VASILÍOÚ	GRE	18 Mar 90	6	53.27		0.190

Heat 3	3	7 August 2017	21:11 START TIME	19° C TEMPERATURE	56 % HUMIDITY
---------------	----------	----------------------	-------------------------	--------------------------	----------------------

PLACE	NAME	COUNTRY	DATE OF BIRTH	LANE	RESULT	REACTION	Fn
1	Phyllis FRANCIS	USA	4 May 92	5	50.37	Q	0.187
2	Kabange MUPOPO	ZAM	21 Sep 92	4	50.60	Q SB	0.204
3	Chrisann GORDON	JAM	18 Sep 94	7	50.87		0.172
4	Amantle MONTSHO	BOT	4 Jul 83	6	51.28	SB	0.203
5	Ruth Sophia SPELMEYER	GER	19 Sep 90	3	51.77		0.164
6	Iga BAUMGART	POL	11 Apr 89	2	51.81 (.801)		0.213
7	Zoey CLARK	GBR	25 Oct 94	8	51.81 (.804)	PB	0.188
8	Margaret BAMGBOSE	NGR	19 Oct 93	9	52.23		0.262

ALL-TIME OUTDOOR TOP LIST				SEASON OUTDOOR TOP LIST			
RESULT	NAME	VENUE	DATE	RESULT	NAME	VENUE	2017
47.60	Marita KOCH (GDR)	Canberra (Bruce Stadium)	6 Oct 85	49.65	Allyson FELIX (USA)	London (Olympic Stadium)	9 Jul
47.99	Jarmila KRATOCHVÍLOVÁ (TCH)	Helsinki (Olympic Stadium)	10 Aug 83	49.72	Quanera HAYES (USA)	Sacramento (Hornet Stadium), CA	24 Jun
48.25	Marie-José PÉREC (FRA)	Atlanta (Olympic Stadium), GA	29 Jul 96	49.77	Shaunae MILLER-UIBO (BAH)	Shanghai (SS)	13 May
48.27	Olga VLADYKINA-BRYZGINA (UKR)	Canberra (Bruce Stadium)	6 Oct 85	49.96	Phyllis FRANCIS (USA)	Sacramento (Hornet Stadium), CA	24 Jun
48.59	Tatána KOCEMBOVÁ (TCH)	Helsinki (Olympic Stadium)	10 Aug 83	50.00	Kendall ELLIS (USA)	Sacramento (Hornet Stadium), CA	24 Jun
48.63	Cathy FREEMAN (AUS)	Atlanta (Olympic Stadium), GA	29 Jul 96	50.05	Shericka JACKSON (JAM)	Kingston (NS), JAM	25 Jun
48.70	Sanya RICHARDS-ROSS (USA)	Athina (Olympic Stadium)	16 Sep 06	50.08	Salwa Eid NASER (BRN)	London	7 Aug
48.83	Valerie BRISCO-HOOKS (USA)	Memorial Coliseum	6 Aug 84	50.13	Chrisann GORDON (JAM)	Kingston (NS), JAM	25 Jun
48.89	Ana GUEVARA (MEX)	Paris Saint-Denis (Stade de France)	27 Aug 03	50.14	Natasha HASTINGS (USA)	Sacramento (Hornet Stadium), CA	24 Jun
49.05	Chandra CHEESEBOROUGH (USA)	Memorial Coliseum	6 Aug 84	50.14	Novlene WILLIAMS-MILLS (JAM)	Kingston (NS), JAM	25 Jun



SUMMARY



400 Metres Women - Round 1

First 3 in each heat (Q) and the next 6 fastest (q) advance to the Semi-Finals

RECORDS	RESULT	NAME	COUNTRY	AGE	VENUE	DATE
World Record WR	47.60	Marita KOCH	GDR	28	Canberra (Bruce Stadium)	6 Oct 1985
Championships Record CR	47.99	Jarmila KRATOCHVÍLOVÁ	TCH	32	Helsinki (Olympic Stadium)	10 Aug 1983
World Leading WL	49.65	Allyson FELIX	USA	32	London (Olympic Stadium)	9 Jul 2017
Area Record AR		National Record NR		Personal Best PB		Season Best SB

6 August 2017

RANK	PLACE	HEAT	LANE	BIB	NAME	COUNTRY	DATE of BIRTH	RESULT	
1	1	4	3		Salwa Eid NASER	BRN	23 May 98	50.57	Q NR
2	2	4	9		Phyllis FRANCIS	USA	4 May 92	50.94	Q
3	1	2	3		Shaunae MILLER-UIBO	BAH	15 Apr 94	50.97	Q
4	3	4	4		Novlene WILLIAMS-MILLS	JAM	26 Apr 82	51.00	Q
5	1	3	2		Kabange MUPOPO	ZAM	21 Sep 92	51.09	Q SB
6	1	6	4		Chrisann GORDON	JAM	18 Sep 94	51.14	Q
7	2	3	4		Shericka JACKSON	JAM	16 Jul 94	51.26	Q
8	2	2	7		Stephenie Ann MCPHERSON	JAM	25 Nov 88	51.27	Q
9	2	6	2		Amantle MONTSHO	BOT	4 Jul 83	51.37 (.368)	Q SB
10	3	3	6		Gunta LATIŠEVA-CUDARE	LAT	9 Mar 95	51.37 (.370)	Q PB
11	4	3	8		Lydia JELE	BOT	22 Jun 90	51.41	q
12	1	5	8		Quanera HAYES	USA	7 Mar 92	51.43	Q
13	3	6	3		Margaret BAMGBOSE	NGR	19 Oct 93	51.57	Q SB
14	3	2	9		Yinka AJAYI	NGR	11 Aug 97	51.58	Q
15	4	2	6		Bianca RAZOR	ROU	8 Aug 94	51.64	q
16	5	3	3		Ruth Sophia SPELMEYER	GER	19 Sep 90	51.72	q SB
17	2	5	9		Patience Okon GEORGE	NGR	25 Nov 91	51.83	Q
18	3	5	4		Zoey CLARK	GBR	25 Oct 94	51.88 (.874)	Q
19	4	6	7		Iga BAUMGART	POL	11 Apr 89	51.88 (.879)	q
20	6	3	5		Roxana GÓMEZ	CUB	7 Jan 99	51.98	q
21	4	5	2		NIRMLA	IND	15 Jul 95	52.01	q
22	7	3	7		Elea Mariama DIARRA	FRA	8 Mar 90	52.06	
23	5	6	6		Tamara SALAŠKI	SRB	16 Oct 88	52.13	
24	6	6	5		Kendall ELLIS	USA	8 Mar 96	52.18	
25	5	2	4		Emily DIAMOND	GBR	11 Jun 91	52.20	
26	5	5	7		Morgan MITCHELL	AUS	3 Oct 94	52.22	
27	6	5	5		Anastasiia BRYZGINA	UKR	9 Jan 98	52.26 (.252)	
28	4	4	8		Malgorzata HOLUB	POL	30 Oct 92	52.26 (.257)	
29	1	1	1		Allyson FELIX	USA	18 Nov 85	52.44	Q
30	5	4	5		Lisanne DE WITTE	NED	10 Sep 92	52.48	
31	7	6	9		Déborah SANANES	FRA	26 Oct 95	52.50	
32	6	2	5		Aiyanna STIVERNE	CAN	20 Feb 95	52.55 (.541)	
33	6	4	6		Amalie IUEL	NOR	17 Apr 94	52.55 (.546)	
34	8	6	8		Anyika ONUORA	GBR	28 Oct 84	52.58	
35	2	1	2		Iríni VASILÍOU	GRE	18 Mar 90	52.61	Q
36	7	5	6		Carline MUIR	CAN	1 Oct 87	52.70 (.691)	
37	3	1	6		Ashley KELLY	IVB	25 Mar 91	52.70 (.700)	Q
38	8	3	9		Anita HORVAT	SLO	7 Sep 96	52.78	
39	7	2	2		Cátia AZEVEDO	POR	9 Mar 94	52.79	

SUMMARY
400 Metres Women - Round 1

6 August 2017

RANK	PLACE	HEAT	LANE	BIB	NAME	COUNTRY	DATE of BIRTH	RESULT
40	4	1	9		Mariabenedicta CHIGBOLU	ITA	27 Jul 89	53.00
41	5	1	4		Maggie BARRIE	SLE	29 May 96	53.20 NR
42	7	4	2		Eleni ARTYMATA	CYP	16 May 86	53.26
43	8	2	8		Christine BOTLOGETSWE	BOT	1 Oct 95	53.50
44	6	1	8		Justyna SWIETY	POL	3 Dec 92	53.62
45	8	4	7		Domonique WILLIAMS	TTO	8 Aug 94	53.72
46	7	1	5		Maximila IMALI	KEN	8 Feb 96	53.97
47	8	1	7		Travia JONES	CAN	12 Jul 95	54.02
48	8	5	3		Djénébou DANTÉ	MLI	7 Aug 89	54.04
49	9	1	3		Samantha DIRKS	BIZ	18 Dec 92	54.74

ALL-TIME OUTDOOR TOP LIST				SEASON OUTDOOR TOP LIST			
RESULT	NAME	VENUE	DATE	RESULT	NAME	VENUE	2017
47.60	Marita KOCH (GDR)	Canberra (Bruce Stadium)	6 Oct 85	49.65	Allyson FELIX (USA)	London (Olympic Stadium)	9 Jul
47.99	Jarmila KRATOCHVÍLOVÁ (TCH)	sinki (Olympic Stadium)	10 Aug 83	49.72	Quanera HAYES (USA)	Sacramento (Hornet Stadium), CA	24 Jun
48.25	Marie-José PÉREC (FRA)	Atlanta (Olympic Stadium), GA	29 Jul 96	49.77	Shaunae MILLER-UJIBO (BAH)	Shanghai (SS)	13 May
48.27	Olga VLADYKINA-BRYZGINA (UKR)	rra (Bruce Stadium)	6 Oct 85	49.96	Phyllis FRANCIS (USA)	Sacramento (Hornet Stadium), CA	24 Jun
48.59	Tatána KOCEMBOVÁ (TCH)	Helsinki (Olympic Stadium)	10 Aug 83	50.00	Kendall ELLIS (USA)	Sacramento (Hornet Stadium), CA	24 Jun
48.63	Cathy FREEMAN (AUS)	Atlanta (Olympic Stadium), GA	29 Jul 96	50.05	Shericka JACKSON (JAM)	Kingston (NS), JAM	25 Jun
48.70	Sanya RICHARDS-ROSS (USA)	Athína (Olympic Stadium)	16 Sep 06	50.13	Chrisann GORDON (JAM)	Kingston (NS), JAM	25 Jun
48.83	Valerie BRISCO-HOOKS (USA)	esles (Memorial Coliseum)	6 Aug 84	50.14	Natasha HASTINGS (USA)	Sacramento (Hornet Stadium), CA	24 Jun
48.89	Ana GUEVARA (MEX)	Paris Saint-Denis (Stade de France)	27 Aug 03	50.14	Novlene WILLIAMS-MILLS (JAM)	Kingston (NS), JAM	25 Jun
49.05	Chandra CHEESEBOROUGH (USA)	Memorial Coliseum)	6 Aug 84	50.29	Courtney OKOLO (USA)	London (Olympic Stadium)	9 Jul

RESULTS



400 Metres Women - Round 1

First 3 in each heat (Q) and the next 6 fastest (q) advance to the Semi-Finals

RECORDS	RESULT	NAME	COUNTRY	AGE	VENUE	DATE
World Record WR	47.60	Marita KOCH	GDR	28	Canberra (Bruce Stadium)	6 Oct 1985
Championships Record CR	47.99	Jarmila KRATOCHVÍLOVÁ	TCH	32	Helsinki (Olympic Stadium)	10 Aug 1983
World Leading WL	49.65	Allyson FELIX	USA	32	London (Olympic Stadium)	9 Jul 2017
Area Record AR		National Record NR		Personal Best PB		Season Best SB

Heat 1 **6**

6 August 2017 11:54 START TIME 18° C TEMPERATURE 60 % HUMIDITY

PLACE	NAME	COUNTRY	DATE OF BIRTH	LANE	RESULT	REACTION	Fn
1	Allyson FELIX	USA	18 Nov 85	1	52.44	Q 0.179	
2	Irini VASILIOU	GRE	18 Mar 90	2	52.61	Q 0.169	
3	Ashley KELLY	IVB	25 Mar 91	6	52.70 (.700)	Q 0.192	
4	Mariabenedicta CHIGBOLU	ITA	27 Jul 89	9	53.00	0.217	
5	Maggie BARRIE	SLE	29 May 96	4	53.20	NR 0.200	
6	Justyna SWIETY	POL	3 Dec 92	8	53.62	0.257	
7	Maximila IMALI	KEN	8 Feb 96	5	53.97	0.216	
8	Travia JONES	CAN	12 Jul 95	7	54.02	0.188	
9	Samantha DIRKS	BIZ	18 Dec 92	3	54.74	0.262	

Heat 2 **6**

6 August 2017 12:03 START TIME 18° C TEMPERATURE 60 % HUMIDITY

PLACE	NAME	COUNTRY	DATE OF BIRTH	LANE	RESULT	REACTION	Fn
1	Shaunae MILLER-UIBO	BAH	15 Apr 94	3	50.97	Q 0.164	
2	Stephenie Ann MCPHERSON	JAM	25 Nov 88	7	51.27	Q 0.162	
3	Yinka AJAYI	NGR	11 Aug 97	9	51.58	Q 0.246	
4	Bianca RAZOR	ROU	8 Aug 94	6	51.64	q 0.217	
5	Emily DIAMOND	GBR	11 Jun 91	4	52.20	0.154	
6	Aiyanna STIVERNE	CAN	20 Feb 95	5	52.55 (.541)	0.157	
7	Cátia AZEVEDO	POR	9 Mar 94	2	52.79	0.180	
8	Christine BOTLOGETSWE	BOT	1 Oct 95	8	53.50	0.235	

Heat 3 **6**

6 August 2017 12:12 START TIME 19° C TEMPERATURE 56 % HUMIDITY

PLACE	NAME	COUNTRY	DATE OF BIRTH	LANE	RESULT	REACTION	Fn
1	Kabange MUPOPO	ZAM	21 Sep 92	2	51.09	Q SB 0.174	
2	Shericka JACKSON	JAM	16 Jul 94	4	51.26	Q 0.214	
3	Gunta LATIŠEVA-CUDARE	LAT	9 Mar 95	6	51.37 (.370)	Q PB 0.205	
4	Lydia JELE	BOT	22 Jun 90	8	51.41	q 0.204	
5	Ruth Sophia SPELMEYER	GER	19 Sep 90	3	51.72	q SB 0.178	
6	Roxana GÓMEZ	CUB	7 Jan 99	5	51.98	q 0.200	
7	Elea Mariama DIARRA	FRA	8 Mar 90	7	52.06	0.225	
8	Anita HORVAT	SLO	7 Sep 96	9	52.78	0.222	

RESULTS
400 Metres Women - Round 1

Heat 4

6

6 August 2017 12:21 START TIME

19° C TEMPERATURE 56 % HUMIDITY

PLACE	NAME	COUNTRY	DATE of BIRTH	LANE	RESULT	REACTION	Fn
1	Salwa Eid NASER	BRN	23 May 98	3	50.57	Q NR	0.209
2	Phyllis FRANCIS	USA	4 May 92	9	50.94	Q	0.216
3	Novlene WILLIAMS-MILLS	JAM	26 Apr 82	4	51.00	Q	0.242
4	Malgorzata HOLUB	POL	30 Oct 92	8	52.26 (.257)		0.193
5	Lisanne DE WITTE	NED	10 Sep 92	5	52.48		0.207
6	Amalie IUEL	NOR	17 Apr 94	6	52.55 (.546)		0.150
7	Eleni ARTYMATA	CYP	16 May 86	2	53.26		0.234
8	Domonique WILLIAMS	TTO	8 Aug 94	7	53.72		0.197

Heat 5

6

6 August 2017 12:30 START TIME

19° C TEMPERATURE 56 % HUMIDITY

PLACE	NAME	COUNTRY	DATE of BIRTH	LANE	RESULT	REACTION	Fn
1	Quanera HAYES	USA	7 Mar 92	8	51.43	Q	0.211
2	Patience Okon GEORGE	NGR	25 Nov 91	9	51.83	Q	0.243
3	Zoey CLARK	GBR	25 Oct 94	4	51.88 (.874)	Q	0.168
4	NIRMLA	IND	15 Jul 95	2	52.01	q	0.267
5	Morgan MITCHELL	AUS	3 Oct 94	7	52.22		0.164
6	Anastasiia BRYZGINA	UKR	9 Jan 98	5	52.26 (.252)		0.224
7	Carline MUIR	CAN	1 Oct 87	6	52.70 (.691)		0.208
8	Djénébou DANTÉ	MLI	7 Aug 89	3	54.04		0.286

Heat 6

6

6 August 2017 12:39 START TIME

19° C TEMPERATURE 56 % HUMIDITY

PLACE	NAME	COUNTRY	DATE of BIRTH	LANE	RESULT	REACTION	Fn
1	Chrisann GORDON	JAM	18 Sep 94	4	51.14	Q	0.197
2	Amantle MONTSHO	BOT	4 Jul 83	2	51.37 (.368)	Q SB	0.175
3	Margaret BAMGBOSE	NGR	19 Oct 93	3	51.57	Q SB	0.227
4	Iga BAUMGART	POL	11 Apr 89	7	51.88 (.879)	q	0.208
5	Tamara SALAŠKI	SRB	16 Oct 88	6	52.13		0.138
6	Kendall ELLIS	USA	8 Mar 96	5	52.18		0.278
7	Déborah SANANES	FRA	26 Oct 95	9	52.50		0.243
8	Anyika ONUORA	GBR	28 Oct 84	8	52.58		0.220

ALL-TIME OUTDOOR TOP LIST

SEASON OUTDOOR TOP LIST

RESULT	NAME	VENUE	DATE
47.60	Marita KOCH (GDR)	Canberra (Bruce Stadium)	6 Oct 85
47.99	Jarmila KRATOCHVÍLOVÁ (TCH)	sinki (Olympic Stadium)	10 Aug 83
48.25	Marie-José PÉREC (FRA)	Atlanta (Olympic Stadium), GA	29 Jul 96
48.27	Olga VLADYKINA-BRYZGINA (UKR)	rra (Bruce Stadium)	6 Oct 85
48.59	Tatána KOCEMBOVÁ (TCH)	Helsinki (Olympic Stadium)	10 Aug 83
48.63	Cathy FREEMAN (AUS)	Atlanta (Olympic Stadium), GA	29 Jul 96
48.70	Sanya RICHARDS-ROSS (USA)	Athina (Olympic Stadium)	16 Sep 06
48.83	Valerie BRISCO-HOOKS (USA)	eles (Memorial Coliseum)	6 Aug 84
48.89	Ana GUEVARA (MEX)	Paris Saint-Denis (Stade de France)	27 Aug 03
49.05	Chandra CHEESEBOROUGH (USA)	Memorial Coliseum)	6 Aug 84

RESULT	NAME	VENUE	2017
49.65	Allyson FELIX (USA)	London (Olympic Stadium)	9 Jul
49.72	Quanera HAYES (USA)	Sacramento (Hornet Stadium), CA	24 Jun
49.77	Shaunae MILLER-UIBO (BAH)	Shanghai (SS)	13 May
49.96	Phyllis FRANCIS (USA)	Sacramento (Hornet Stadium), CA	24 Jun
50.00	Kendall ELLIS (USA)	Sacramento (Hornet Stadium), CA	24 Jun
50.05	Shericka JACKSON (JAM)	Kingston (NS), JAM	25 Jun
50.13	Chrisann GORDON (JAM)	Kingston (NS), JAM	25 Jun
50.14	Natasha HASTINGS (USA)	Sacramento (Hornet Stadium), CA	24 Jun
50.14	Novlene WILLIAMS-MILLS (JAM)	Kingston (NS), JAM	25 Jun
50.29	Courtney OKOLO (USA)	London (Olympic Stadium)	9 Jul

RESULTS



800 Metres Women - Final

RECORDS	RESULT	NAME	COUNTRY	AGE	VENUE	DATE
World Record WR	1:53.28	Jarmila KRATOCHVÍLOVÁ	TCH	32	München (Olympiastadion)	26 Jul 1983
Championships Record CR	1:54.68	Jarmila KRATOCHVÍLOVÁ	TCH	32	Helsinki (Olympic Stadium)	9 Aug 1983
World Leading WL	1:55.16	Caster SEMENYA	RSA	26	London	13 Aug 2017
Area Record AR		National Record NR		Personal Best PB		Season Best SB

13 August 2017 20:10 START TIME 22° C TEMPERATURE 35 % HUMIDITY

PLACE	NAME	COUNTRY	DATE OF BIRTH	LANE	RESULT
1	Caster SEMENYA	RSA	7 Jan 91	4	1:55.16 WL
2	Francine NIYONSABA	BDI	5 May 93	7	1:55.92
3	Ajee WILSON	USA	8 May 94	5	1:56.65
4	Margaret Nyairera WAMBUI	KEN	15 Sep 95	9	1:57.54
5	Melissa BISHOP	CAN	5 Aug 88	6	1:57.68
6	Angelika CICHOCKA	POL	15 Mar 88	3	1:58.41 PB
7	Charlene LIPSEY	USA	16 Jul 91	8	1:58.73
8	Lynsey SHARP	GBR	11 Jul 90	2	1:58.98

INTERMEDIATE TIMES	400m	3660	Francine NIYONSABA	57.98
---------------------------	------	------	--------------------	-------

ALL-TIME OUTDOOR TOP LIST				SEASON OUTDOOR TOP LIST			
RESULT	NAME	VENUE	DATE	RESULT	NAME	VENUE	2017
1:53.28	Jarmila KRATOCHVÍLOVÁ (TCH)	München (Olympiastadion)	26 Jul 83	1:55.16	Caster SEMENYA (RSA)	London	13 Aug
1:53.43	Nadezhda OLIZARENKO (URS)	Moskva (Lenin Stadium)	27 Jul 80	1:55.47	Francine NIYONSABA (BDI)	Monaco (Stade Louis II)	21 Jul
1:54.01	Pamela JELIMO (KEN)	Zürich (Letzigrund)	29 Aug 08	1:55.61	Ajee WILSON (USA)	Monaco (Stade Louis II)	21 Jul
1:54.44	Ana Fidelia QUIROT (CUB)	Barcelona (Estadio Olímpico)	9 Sep 89	1:56.81	Sifan HASSAN (NED)	Monaco (Stade Louis II)	21 Jul
1:54.81	Olga MINEYEVA (URS)	Moskva (Lenin Stadium)	27 Jul 80	1:57.01	Melissa BISHOP (CAN)	Monaco (Stade Louis II)	21 Jul
1:54.94	Tatyana KAZANKINA (URS)	Montréal (Olympic Stadium)	26 Jul 76	1:57.03	Margaret Nyairera WAMBUI (KEN)	Doha (Hamad Bin Suhaim)	5 May
1:55.05	Doina MELINTE (ROU)	Bucuresti	1 Aug 82	1:57.38	Charlene LIPSEY (USA)	Lausanne (Pontaise)	6 Jul
1:55.16	Caster SEMENYA (RSA)	London	13 Aug 17	1:57.78	Eunice Jepkoech SUM (KEN)	Lausanne (Pontaise)	6 Jul
1:55.19	Maria de Lurdes MUTOLA (MOZ)	Zürich	17 Aug 94	1:58.01	Lynsey SHARP (GBR)	Monaco (Stade Louis II)	21 Jul
1:55.19	Jolanda BATAGELJ (SLO)	Heusden-Zolder	20 Jul 02	1:58.34	Aleksandra GULYAEVA (RUS)	Zhukovskiy (Meteor)	29 Jul



RACE ANALYSIS



800 Metres Women - Final

13 August 2017 20:10 START TIME

22° C TEMPERATURE 35 % HUMIDITY

PLACE	BIB	NAME	COUNTRY	DATE of BIRTH	RESULT
400m					
1		Caster SEMENYA	RSA	7 Jan 91	1:55.16 WL
	58.53 (6)	56.63 (1)			
2		Francine NIYONSABA	BDI	5 May 93	1:55.92
	57.98 (1)	57.94 (2)			
3		Ajee WILSON	USA	8 May 94	1:56.65
	58.21 (2)	58.44 (3)			
4		Margaret Nyairera WAMBUI	KEN	15 Sep 95	1:57.54
	58.36 (3)	59.18 (5)			
5		Melissa BISHOP	CAN	5 Aug 88	1:57.68
	58.51 (5)	59.17 (4)			
6		Angelika CICHOCKA	POL	15 Mar 88	1:58.41 PB
	58.82 (8)	59.59 (6)			
7		Charlene LIPSEY	USA	16 Jul 91	1:58.73
	58.77 (7)	59.96 (7)			
8		Lynsey SHARP	GBR	11 Jul 90	1:58.98
	58.42 (4)	1:00.56 (8)			



RESULT PROGRESSION

800 Metres Women - Final



RECORDS	RESULT	NAME	COUNTRY	AGE	VENUE	DATE
World Record WR	1:53.28	Jarmila KRATOCHVÍLOVÁ	TCH	32	München (Olympiastadion)	26 Jul 1983
Championships Record CR	1:54.68	Jarmila KRATOCHVÍLOVÁ	TCH	32	Helsinki (Olympic Stadium)	9 Aug 1983
World Leading WL	1:55.16	Caster SEMENYA	RSA	26	London	13 Aug 2017
Area Record AR		National Record NR		Personal Best PB		Season Best SB

13 August 2017

RANK	BIB	NAME	COUNTRY	DATE of BIRTH	PHASE	HEAT	LANE	PLACE	RESULT	
1		Caster SEMENYA	RSA	7 Jan 91	Final	1	4	1	1:55.16	WL
					Semi-Final	2	6	1	1:58.90 Q	
					Round 1	3	7	15	2:01.33 Q	
2		Francine NIYONSABA	BDI	5 May 93	Final	1	7	2	1:55.92	
					Semi-Final	3	5	16	2:01.11 Q	
					Round 1	6	5	1	1:59.86 Q	
3		Ajee WILSON	USA	8 May 94	Final	1	5	3	1:56.65	
					Semi-Final	1	4	2	1:59.21 Q	
					Round 1	1	6	5	2:00.52 Q	
4		Margaret Nyairera WAMBUI	KEN	15 Sep 95	Final	1	9	4	1:57.54	
					Semi-Final	3	7	17	2:01.19 Q	
					Round 1	4	4	6	2:00.75 Q	
5		Melissa BISHOP	CAN	5 Aug 88	Final	1	6	5	1:57.68	
					Semi-Final	1	7	6	1:59.56 Q	
					Round 1	2	5	10	2:01.11 Q	
6		Angelika CICHOCKA	POL	15 Mar 88	Final	1	3	6	1:58.41	PB
					Semi-Final	2	3	3	1:59.32 Q	SB
					Round 1	2	3	7	2:00.86 Q	SB
7		Charlene LIPSEY	USA	16 Jul 91	Final	1	8	7	1:58.73	
					Semi-Final	2	7	4	1:59.35 q	
					Round 1	5	6	31	2:02.74 Q	
8	Y	Lynsey SHARP	GBR	11 Jul 90	Final	1	2	8	1:58.98	
					Semi-Final	2	5	5	1:59.47 q	
					Round 1	4	6	9	2:01.04 Q	

ALL-TIME OUTDOOR TOP LIST				SEASON OUTDOOR TOP LIST			
RESULT	NAME	VENUE	DATE	RESULT	NAME	VENUE	2017
1:53.28	Jarmila KRATOCHVÍLOVÁ (TCH)	nchen (Olympiastadion)	26 Jul 83	1:55.16	Caster SEMENYA (RSA)	London	13 Aug
1:53.43	Nadezhda OLIZARENKO (URS)	Moskva (Lenin Stadium)	27 Jul 80	1:55.47	Francine NIYONSABA (BDI)	Monaco (Stade Louis II)	21 Jul
1:54.01	Pamela JELIMO (KEN)	Zürich (Letzigrund)	29 Aug 08	1:55.61	Ajee WILSON (USA)	Monaco (Stade Louis II)	21 Jul
1:54.44	Ana Fidelia QUIROT (CUB)	Barcelona (Estadio Olímpico)	9 Sep 89	1:56.81	Sifan HASSAN (NED)	Monaco (Stade Louis II)	21 Jul
1:54.81	Olga MINEYEVA (URS)	Moskva (Lenin Stadium)	27 Jul 80	1:57.01	Melissa BISHOP (CAN)	Monaco (Stade Louis II)	21 Jul
1:54.94	Tatyana KAZANKINA (URS)	Montréal (Olympic Stadium)	26 Jul 76	1:57.03	Marqaret Nyairera WAMBUI (KEN)	Doha (Hamad Bin Suhaim)	5 May
1:55.05	Doina MELINTE (ROU)	Bucuresti	1 Aug 82	1:57.38	Charlene LIPSEY (USA)	Lausanne (Pontaise)	6 Jul
1:55.16	Caster SEMENYA (RSA)	London	13 Aug 17	1:57.78	Eunice Jepkoech SUM (KEN)	Lausanne (Pontaise)	6 Jul
1:55.19	Maria de Lurdes MUTOLA (MOZ)	Zürich	17 Aug 94	1:58.01	Lynsey SHARP (GBR)	Monaco (Stade Louis II)	21 Jul
1:55.19	Jolanda BATAGELJ (SLO)	Heusden-Zolder	20 Jul 02	1:58.34	Aleksandra GULYAEVA (RUS)	Zhukovskiy (Meteor)	29 Jul

SUMMARY



800 Metres Women - Semi-Final

First 2 in each heat (Q) and the next 2 fastest (q) advance to the Final

SHARP (GBR) REINSTATED BY THE REFEREE

RECORDS	RESULT	NAME	COUNTRY	AGE	VENUE	DATE
World Record WR	1:53.28	Jarmila KRATOCHVÍLOVÁ	TCH	32	München (Olympiastadion)	26 Jul 1983
Championships Record CR	1:54.68	Jarmila KRATOCHVÍLOVÁ	TCH	32	Helsinki (Olympic Stadium)	9 Aug 1983
World Leading WL	1:55.27	Caster SEMENYA	RSA	26	Monaco (Stade Louis II)	21 Jul 2017
Area Record AR		National Record NR		Personal Best PB		Season Best SB

11 August 2017

RANK	PLACE	HEAT	LANE	BIB	NAME	COUNTRY	DATE of BIRTH	RESULT
1	1	2	6		Caster SEMENYA	RSA	7 Jan 91	1:58.90 Q
2	1	1	4		Ajee WILSON	USA	8 May 94	1:59.21 Q
3	2	2	3		Angelika CICHOCKA	POL	15 Mar 88	1:59.32 Q SB
4	3	2	7		Charlene LIPSEY	USA	16 Jul 91	1:59.35 q
5	4	2	5	Y	Lynsey SHARP	GBR	11 Jul 90	1:59.47 q
6	2	1	7		Melissa BISHOP	CAN	5 Aug 88	1:59.56 Q
7	3	1	3		Noélie YARIGO	BEN	26 Dec 85	1:59.74 SB
8	4	1	6		Rose Mary ALMANZA	CUB	13 Jul 92	1:59.79
9	5	2	4		Selina BÜCHEL	SUI	26 Jul 91	1:59.85
10	5	1	8		Hedda HYNNE	NOR	13 Mar 90	1:59.88
11	6	1	9		Adelle TRACEY	GBR	27 May 93	2:00.26 PB
12	7	1	2		Hanna HERMANSSON	SWE	18 May 89	2:00.43 PB
13	6	2	2		Egle BALCIÜNAITĖ	LTU	31 Oct 88	2:00.48 SB
14	8	1	5		Habitam ALEMU	ETH	9 Jul 97	2:00.69
15	7	2	9		Sanne VERSTEGEN	NED	10 Nov 85	2:00.92
16	1	3	5		Francine NIYONSABA	BDI	5 May 93	2:01.11 Q
17	2	3	7		Margaret Nyairera WAMBUI	KEN	15 Sep 95	2:01.19 Q
18	3	3	4		Brenda MARTINEZ	USA	8 Sep 87	2:01.31
19	4	3	2		Halima NAKAAYI	UGA	14 Oct 94	2:01.74
20	5	3	6		Joanna JÓZWIK	POL	30 Jan 91	2:01.91
21	8	2	8		Docus AJOK	UGA	12 Jul 94	2:02.00
22	6	3	8		Shelayna OSKAN-CLARKE	GBR	20 Jan 90	2:02.26
23	7	3	9		Christina HERING	GER	9 Oct 94	2:02.69
24	8	3	3		Gena LÖFSTRAND	RSA	23 Oct 95	2:03.67

NOTE Y Yellow Card - BIB 3911 - 125.5 Unsporting conduct

ALL-TIME OUTDOOR TOP LIST				SEASON OUTDOOR TOP LIST			
RESULT	NAME	VENUE	DATE	RESULT	NAME	VENUE	2017
1:53.28	Jarmila KRATOCHVÍLOVÁ (TCH)	nchen (Olympiastadion)	26 Jul 83	1:55.27	Caster SEMENYA (RSA)	Monaco (Stade Louis II)	21 Jul
1:53.43	Nadezhda OLIZARENKO (URS)	Moskva (Lenin Stadium)	27 Jul 80	1:55.47	Francine NIYONSABA (BDI)	Monaco (Stade Louis II)	21 Jul
1:54.01	Pamela JELIMO (KEN)	Zürich (Letzigrund)	29 Aug 08	1:55.61	Ajee WILSON (USA)	Monaco (Stade Louis II)	21 Jul
1:54.44	Ana Fidelia QUIROT (CUB)	Barcelona (Estadio Olímpico)	9 Sep 89	1:56.81	Sifan HASSAN (NED)	Monaco (Stade Louis II)	21 Jul
1:54.81	Olqa MINEYEVA (URS)	Moskva (Lenin Stadium)	27 Jul 80	1:57.01	Melissa BISHOP (CAN)	Monaco (Stade Louis II)	21 Jul
1:54.94	Tatyana KAZANKINA (URS)	Montréal (Olympic Stadium)	26 Jul 76	1:57.03	Marqaret Nyairera WAMBUI (KEN)	Doha (Hamad Bin Suhaim)	5 May
1:55.05	Doina MELINTE (ROU)	Bucuresti	1 Aug 82	1:57.38	Charlene LIPSEY (USA)	Lausanne (Pontaise)	6 Jul
1:55.19	Maria de Lurdes MUTOLA (MOZ)	Zürich	17 Aug 94	1:57.78	Eunice Jepkoech SUM (KEN)	Lausanne (Pontaise)	6 Jul
1:55.19	Jolanda BATAGELJ (SLO)	Heusden-Zolder	20 Jul 02	1:58.01	Lynsey SHARP (GBR)	Monaco (Stade Louis II)	21 Jul
1:55.26	Sigrun GRAU (GER)	Roma (Stadio Olimpico)	31 Aug 87	1:58.34	Aleksandra GULYAEVA (RUS)	Zhukovskiy (Meteor)	29 Jul

RACE ANALYSIS



800 Metres Women - Semi-Final

First 2 in each heat (Q) and the next 2 fastest (q) advance to the Final

SHARP (GBR) REINSTATED BY THE REFEREE

Heat 2

3

11 August 2017

19:45 START TIME

20° C
TEMPERATURE

60 %
HUMIDITY

PLACE	BIB	NAME	COUNTRY	DATE of BIRTH	RESULT
400m					
1		Caster SEMENYA	RSA	7 Jan 91	1:58.90
	59.33 (5)	59.57 (1)			
2		Angelika CICHOCKA	POL	15 Mar 88	1:59.32 SB
	59.69 (8)	59.63 (2)			
3		Charlene LIPSEY	USA	16 Jul 91	1:59.35
	58.98 (1)	1:00.37 (4)			
4	Y	Lynsey SHARP	GBR	11 Jul 90	1:59.47
	59.14 (3)	1:00.33 (3)			
5		Selina BÜCHEL	SUI	26 Jul 91	1:59.85
	59.31 (4)	1:00.54 (5)			
6		Egle BALCIŪNAITĖ	LTU	31 Oct 88	2:00.48 SB
	59.48 (6)	1:01.00 (6)			
7		Sanne VERSTEGEN	NED	10 Nov 85	2:00.92
	59.12 (2)	1:01.80 (7)			
8		Docus AJOK	UGA	12 Jul 94	2:02.00
	59.51 (7)	1:02.49 (8)			

NOTE **Y** Yellow Card - BIB 3911 - 125.5 Unsporting conduct

RESULTS



800 Metres Women - Semi-Final

First 2 in each heat (Q) and the next 2 fastest (q) advance to the Final

SHARP (GBR) REINSTATED BY THE REFEREE

RECORDS	RESULT	NAME	COUNTRY	AGE	VENUE	DATE
World Record WR	1:53.28	Jarmila KRATOCHVÍLOVÁ	TCH	32	München (Olympiastadion)	26 Jul 1983
Championships Record CR	1:54.68	Jarmila KRATOCHVÍLOVÁ	TCH	32	Helsinki (Olympic Stadium)	9 Aug 1983
World Leading WL	1:55.27	Caster SEMENYA	RSA	26	Monaco (Stade Louis II)	21 Jul 2017
Area Record AR		National Record NR		Personal Best PB		Season Best SB

Heat 1		11 August 2017		19:35 START TIME		20° C TEMPERATURE		60 % HUMIDITY	
PLACE	NAME	COUNTRY	DATE OF BIRTH	LANE	RESULT				
1	Ajee WILSON	USA	8 May 94	4	1:59.21				Q
2	Melissa BISHOP	CAN	5 Aug 88	7	1:59.56				Q
3	Noélie YARIGO	BEN	26 Dec 85	3	1:59.74				SB
4	Rose Mary ALMANZA	CUB	13 Jul 92	6	1:59.79				
5	Hedda HYNNE	NOR	13 Mar 90	8	1:59.88				
6	Adelle TRACEY	GBR	27 May 93	9	2:00.26				PB
7	Hanna HERMANSSON	SWE	18 May 89	2	2:00.43				PB
8	Habitam ALEMU	ETH	9 Jul 97	5	2:00.69				

INTERMEDIATE TIMES	400m	4380	Ajee WILSON	57.83
---------------------------	------	------	-------------	-------

Heat 2		11 August 2017		19:45 START TIME		20° C TEMPERATURE		60 % HUMIDITY	
PLACE	NAME	COUNTRY	DATE OF BIRTH	LANE	RESULT				
1	Caster SEMENYA	RSA	7 Jan 91	6	1:58.90				Q
2	Angelika CICHOCKA	POL	15 Mar 88	3	1:59.32				Q SB
3	Charlene LIPSEY	USA	16 Jul 91	7	1:59.35				q
4	Y Lynsey SHARP	GBR	11 Jul 90	5	1:59.47				q
5	Selina BÜCHEL	SUI	26 Jul 91	4	1:59.85				
6	Egle BALCIŪNAITĖ	LTU	31 Oct 88	2	2:00.48				SB
7	Sanne VERSTEGEN	NED	10 Nov 85	9	2:00.92				
8	Docus AJOK	UGA	12 Jul 94	8	2:02.00				

NOTE **Y** Yellow Card - BIB 3911 - 125.5 Unsporting conduct

INTERMEDIATE TIMES	400m	4350	Charlene LIPSEY	58.98
---------------------------	------	------	-----------------	-------

Heat 3		11 August 2017		19:55 START TIME		20° C TEMPERATURE		60 % HUMIDITY	
PLACE	NAME	COUNTRY	DATE OF BIRTH	LANE	RESULT				
1	Francine NIYONSABA	BDI	5 May 93	5	2:01.11				Q
2	Margaret Nyairera WAMBUI	KEN	15 Sep 95	7	2:01.19				Q
3	Brenda MARTINEZ	USA	8 Sep 87	4	2:01.31				
4	Halima NAKAAYI	UGA	14 Oct 94	2	2:01.74				
5	Joanna JÓZWIK	POL	30 Jan 91	6	2:01.91				
6	Shelayna OSKAN-CLARKE	GBR	20 Jan 90	8	2:02.26				
7	Christina HERING	GER	9 Oct 94	9	2:02.69				
8	Gena LÖFSTRAND	RSA	23 Oct 95	3	2:03.67				

INTERMEDIATE TIMES	400m	3660	Francine NIYONSABA	1:00.89
---------------------------	------	------	--------------------	---------

RESULTS
800 Metres Women - Semi-Final

ALL-TIME OUTDOOR TOP LIST				SEASON OUTDOOR TOP LIST			
RESULT	NAME	VENUE	DATE	RESULT	NAME	VENUE	2017
1:53.28	Jarmila KRATOCHVÍLOVÁ (TCH)	nchen (Olympiastadion)	26 Jul 83	1:55.27	Caster SEMENYA (RSA)	Monaco (Stade Louis II)	21 Jul
1:53.43	Nadezhda OLIZARENKO (URS)	Moskva (Lenin Stadium)	27 Jul 80	1:55.47	Francine NIYONSABA (BDI)	Monaco (Stade Louis II)	21 Jul
1:54.01	Pamela JELIMO (KEN)	Zürich (Letzigrund)	29 Aug 08	1:55.61	Ajee WILSON (USA)	Monaco (Stade Louis II)	21 Jul
1:54.44	Ana Fidelia QUIROT (CUB)	Barcelona (Estadio Olímpico)	9 Sep 89	1:56.81	Sifan HASSAN (NED)	Monaco (Stade Louis II)	21 Jul
1:54.81	Olga MINEYEVA (URS)	Moskva (Lenin Stadium)	27 Jul 80	1:57.01	Melissa BISHOP (CAN)	Monaco (Stade Louis II)	21 Jul
1:54.94	Tatyana KAZANKINA (URS)	Montréal (Olympic Stadium)	26 Jul 76	1:57.03	Marqaret Nyairera WAMBUI (KEN)	Doha (Hamad Bin Suhaim)	5 May
1:55.05	Doina MELINTE (ROU)	Bucuresti	1 Aug 82	1:57.38	Charlene LIPSEY (USA)	Lausanne (Pontaise)	6 Jul
1:55.19	Maria de Lurdes MUTOLA (MOZ)	Zürich	17 Aug 94	1:57.78	Eunice Jepkoech SUM (KEN)	Lausanne (Pontaise)	6 Jul
1:55.19	Jolanda BATAGELJ (SLO)	Heusden-Zolder	20 Jul 02	1:58.01	Lynsey SHARP (GBR)	Monaco (Stade Louis II)	21 Jul
1:55.26	Sigrun GRAU (GER)	Roma (Stadio Olimpico)	31 Aug 87	1:58.34	Aleksandra GULYAEVA (RUS)	Zhukovskiy (Meteor)	29 Jul

SUMMARY



800 Metres Women - Round 1

First 3 in each heat (Q) and the next 6 fastest (q) advance to the Semi-Finals

RECORDS	RESULT	NAME	COUNTRY	AGE	VENUE	DATE
World Record WR	1:53.28	Jarmila KRATOCHVÍLOVÁ	TCH	32	München (Olympiastadion)	26 Jul 1983
Championships Record CR	1:54.68	Jarmila KRATOCHVÍLOVÁ	TCH	32	Helsinki (Olympic Stadium)	9 Aug 1983
World Leading WL	1:55.27	Caster SEMENYA	RSA	26	Monaco (Stade Louis II)	21 Jul 2017
Area Record AR		National Record NR		Personal Best PB		Season Best SB

10 August 2017

RANK	PLACE	HEAT	LANE	BIB	NAME	COUNTRY	DATE of BIRTH	RESULT	
1	1	6	5		Francine NIYONSABA	BDI	5 May 93	1:59.86	Q
2	2	6	7		Habitam ALEMU	ETH	9 Jul 97	2:00.07	Q
3	3	6	9		Selina BÜCHEL	SUI	26 Jul 91	2:00.23	Q
4	4	6	3		Adelle TRACEY	GBR	27 May 93	2:00.28	q PB
5	1	1	6		Ajee WILSON	USA	8 May 94	2:00.52	Q
6	1	4	4		Margaret Nyairera WAMBUI	KEN	15 Sep 95	2:00.75	Q
7	1	2	3		Angelika CICHOCKA	POL	15 Mar 88	2:00.86	Q SB
8	2	1	4		Noélie YARIGO	BEN	26 Dec 85	2:00.99	Q SB
9	2	4	6		Lynsey SHARP	GBR	11 Jul 90	2:01.04	Q
10	2	2	5		Melissa BISHOP	CAN	5 Aug 88	2:01.11	Q
11	5	6	4		Christina HERING	GER	9 Oct 94	2:01.13	q
12	3	1	7		Egle BALCIÜNAITĖ	LTU	31 Oct 88	2:01.21	Q SB
13	6	6	2		Hanna HERMANSSON	SWE	18 May 89	2:01.25	q
14	3	2	9		Shelayna OSKAN-CLARKE	GBR	20 Jan 90	2:01.30	Q
15	1	3	7		Caster SEMENYA	RSA	7 Jan 91	2:01.33	Q
16	2	3	2		Rose Mary ALMANZA	CUB	13 Jul 92	2:01.43	Q
17	4	1	2		Sanne VERSTEGEN	NED	10 Nov 85	2:01.50	q
18	3	3	8		Joanna JÓZWIK	POL	30 Jan 91	2:01.51	Q
19	4	2	6		Brenda MARTINEZ	USA	8 Sep 87	2:01.53	q
20	7	6	6		Gena LÖFSTRAND	RSA	23 Oct 95	2:01.73	q
21	4	3	3		Angela PETTY	NZL	16 Aug 91	2:01.76	
22	5	3	6		Natoya GOULE	JAM	30 Mar 91	2:01.77	
23	3	4	7		Halima NAKAAYI	UGA	14 Oct 94	2:01.80	Q
24	4	4	9		Marina ARZAMASOVA	BLR	17 Dec 87	2:01.92	SB
25	5	4	2		Mahlet MULUGETA	ETH	95	2:02.04	
26	6	4	8		Olha LYAKHOVA	UKR	18 Mar 92	2:02.07	
27	5	2	4		Esther GUERRERO	ESP	7 Feb 90	2:02.22	
28	6	3	4		Brittany MCGOWAN	AUS	24 Apr 91	2:02.25	
29	5	1	8		Winnie NANYONDO	UGA	23 Aug 93	2:02.65	
30	6	2	2		Emily Cherotich TUEI	KEN	13 May 86	2:02.70	
31	1	5	6		Charlene LIPSEY	USA	16 Jul 91	2:02.74	Q
32	7	4	3		Yusneysi SANTIUSTI	ITA	24 Dec 84	2:02.75	
33	2	5	2		Hedda HYNNE	NOR	13 Mar 90	2:02.85	Q
34	3	5	7		Docus AJOK	UGA	12 Jul 94	2:02.98	Q
35	6	1	3		Kore TOLA	ETH	97	2:03.01	
36	8	4	5		Lindsey BUTTERWORTH	CAN	27 Sep 92	2:03.19	
37	4	5	9		Anita HINRIKSDÓTTIR	ISL	13 Jan 96	2:03.45	
38	5	5	5		Georgia GRIFFITH	AUS	5 Dec 96	2:03.54	
39	7	3	5		Annie LEBLANC	CAN	29 Apr 92	2:04.06	

Timing and Measurement by SEIKO

AT-800-W-h----.RS4..v1 Issued at 20:16 on Thursday, 10 August 2017

1 2

Official Partners



SUMMARY
800 Metres Women - Round 1

10 August 2017

RANK	PLACE	HEAT	LANE	BIB	NAME	COUNTRY	DATE of BIRTH	RESULT
40	6	5	3		Siofra CLÉIRIGH BUTTNER	IRL	21 Jul 95	2:06.54
41	7	2	8		Lora STOREY	AUS	19 Oct 89	2:07.17
42	7	1	5		Johana ARRIETA	COL	2 Sep 98	2:07.36
43	8	2	7		Nimali W. K. L. ARACHCHIGE	SRI	19 Sep 89	2:08.49
44	7	5	4		Kimarra MCDONALD	JAM	14 Aug 87	2:09.19
45	8	6	8		Rose Nathike LOKONYEN	ART	24 Feb 95	2:20.06 SB
		5	8		Eunice Jepkoech SUM	KEN	10 Apr 88	DNS
		1	9		Lovisa LINDH	SWE	9 Jul 91	DNS

ALL-TIME OUTDOOR TOP LIST				SEASON OUTDOOR TOP LIST			
RESULT	NAME	VENUE	DATE	RESULT	NAME	VENUE	2017
1:53.28	Jarmila KRATOCHVÍLOVÁ (TCH)	nchen (Olympiastadion)	26 Jul 83	1:55.27	Caster SEMENYA (RSA)	Monaco (Stade Louis II)	21 Jul
1:53.43	Nadezhda OLIZARENKO (URS)	Moskva (Lenin Stadium)	27 Jul 80	1:55.47	Francine NIYONSABA (BDI)	Monaco (Stade Louis II)	21 Jul
1:54.01	Pamela JELIMO (KEN)	Zürich (Letzigrund)	29 Aug 08	1:55.61	Ajee WILSON (USA)	Monaco (Stade Louis II)	21 Jul
1:54.44	Ana Fidelia QUIROT (CUB)	Barcelona (Estadio Olímpico)	9 Sep 89	1:56.81	Sifan HASSAN (NED)	Monaco (Stade Louis II)	21 Jul
1:54.81	Olga MINEYEVA (URS)	Moskva (Lenin Stadium)	27 Jul 80	1:57.01	Melissa BISHOP (CAN)	Monaco (Stade Louis II)	21 Jul
1:54.94	Tatyana KAZANKINA (URS)	Montréal (Olympic Stadium)	26 Jul 76	1:57.03	Marqaret Nyairera WAMBUI (KEN)	Doha (Hamad Bin Suhaim)	5 May
1:55.05	Doina MELINTE (ROU)	Bucuresti	1 Aug 82	1:57.38	Charlene LIPSEY (USA)	Lausanne (Pontaise)	6 Jul
1:55.19	Maria de Lurdes MUTOLA (MOZ)	Zürich	17 Aug 94	1:57.78	Eunice Jepkoech SUM (KEN)	Lausanne (Pontaise)	6 Jul
1:55.19	Jolanda BATAGELJ (SLO)	Heusden-Zolder	20 Jul 02	1:58.01	Lynsey SHARP (GBR)	Monaco (Stade Louis II)	21 Jul
1:55.26	Sigrun GRAU (GER)	Roma (Stadio Olimpico)	31 Aug 87	1:58.34	Aleksandra GULYAEVA (RUS)	Zhukovskiy (Meteor)	29 Jul

RACE ANALYSIS



800 Metres Women - Round 1

First 3 in each heat (Q) and the next 6 fastest (q) advance to the Semi-Finals

Heat 6

6

10 August 2017 20:10 START TIME

20° C TEMPERATURE 49 % HUMIDITY

PLACE	BIB	NAME	COUNTRY	DATE of BIRTH	RESULT
400m					
1		Francine NIYONSABA	BDI	5 May 93	1:59.86
	58.95 (3)	1:00.91 (1)			
2		Habitam ALEMU	ETH	9 Jul 97	2:00.07
	58.80 (2)	1:01.27 (4)			
3		Selina BÜCHEL	SUI	26 Jul 91	2:00.23
	58.98 (4)	1:01.25 (3)			
4		Adelle TRACEY	GBR	27 May 93	2:00.28 PB
	59.10 (5)	1:01.18 (2)			
5		Christina HERING	GER	9 Oct 94	2:01.13
	59.45 (6)	1:01.68 (6)			
6		Hanna HERMANSSON	SWE	18 May 89	2:01.25
	59.69 (7)	1:01.56 (5)			
7		Gena LÖFSTRAND	RSA	23 Oct 95	2:01.73
	58.71 (1)	1:03.02 (7)			
8		Rose Nathike LOKONYEN	ART	24 Feb 95	2:20.06 SB
	1:02.90 (8)	1:17.16 (8)			

RESULTS



800 Metres Women - Round 1

First 3 in each heat (Q) and the next 6 fastest (q) advance to the Semi-Finals

RECORDS	RESULT	NAME	COUNTRY	AGE	VENUE	DATE
World Record WR	1:53.28	Jarmila KRATOCHVÍLOVÁ	TCH	32	München (Olympiastadion)	26 Jul 1983
Championships Record CR	1:54.68	Jarmila KRATOCHVÍLOVÁ	TCH	32	Helsinki (Olympic Stadium)	9 Aug 1983
World Leading WL	1:55.27	Caster SEMENYA	RSA	26	Monaco (Stade Louis II)	21 Jul 2017
Area Record AR		National Record NR		Personal Best PB		Season Best SB

PLACE	NAME	COUNTRY	DATE OF BIRTH	LANE	RESULT	
Heat 1 6 10 August 2017 19:24 START TIME 20° C TEMPERATURE 46 % HUMIDITY						
1	Ajee WILSON	USA	8 May 94	6	2:00.52	Q
2	Noélie YARIGO	BEN	26 Dec 85	4	2:00.99	Q SB
3	Egle BALCIŪNAITĖ	LTU	31 Oct 88	7	2:01.21	Q SB
4	Sanne VERSTEGEN	NED	10 Nov 85	2	2:01.50	q
5	Winnie NANYONDO	UGA	23 Aug 93	8	2:02.65	
6	Kore TOLA	ETH	97	3	2:03.01	
7	Johana ARRIETA	COL	2 Sep 98	5	2:07.36	
	Lovisa LINDH	SWE	9 Jul 91	9	DNS	

INTERMEDIATE TIMES	400m	4380 Ajee WILSON	59.94
--------------------	------	------------------	-------

PLACE	NAME	COUNTRY	DATE OF BIRTH	LANE	RESULT	
Heat 2 6 10 August 2017 19:33 START TIME 20° C TEMPERATURE 49 % HUMIDITY						
1	Angelika CICHOCKA	POL	15 Mar 88	3	2:00.86	Q SB
2	Melissa BISHOP	CAN	5 Aug 88	5	2:01.11	Q
3	Shelayna OSKAN-CLARKE	GBR	20 Jan 90	9	2:01.30	Q
4	Brenda MARTINEZ	USA	8 Sep 87	6	2:01.53	q
5	Esther GUERRERO	ESP	7 Feb 90	4	2:02.22	
6	Emily Cherotich TUEI	KEN	13 May 86	2	2:02.70	
7	Lora STOREY	AUS	19 Oct 89	8	2:07.17	
8	Nimali W. K. L. ARACHCHIGE	SRI	19 Sep 89	7	2:08.49	

INTERMEDIATE TIMES	400m	3823 Esther GUERRERO	1:01.09
--------------------	------	----------------------	---------

PLACE	NAME	COUNTRY	DATE OF BIRTH	LANE	RESULT	
Heat 3 6 10 August 2017 19:42 START TIME 20° C TEMPERATURE 49 % HUMIDITY						
1	Caster SEMENYA	RSA	7 Jan 91	7	2:01.33	Q
2	Rose Mary ALMANZA	CUB	13 Jul 92	2	2:01.43	Q
3	Joanna JÓZWIK	POL	30 Jan 91	8	2:01.51	Q
4	Angela PETTY	NZL	16 Aug 91	3	2:01.76	
5	Natoya GOULE	JAM	30 Mar 91	6	2:01.77	
6	Brittany MCGOWAN	AUS	24 Apr 91	4	2:02.25	
7	Annie LEBLANC	CAN	29 Apr 92	5	2:04.06	

INTERMEDIATE TIMES	400m	4028 Natoya GOULE	1:00.51
--------------------	------	-------------------	---------

RESULTS
800 Metres Women - Round 1

Heat 4

6

10 August 2017 19:51 START TIME

20° C TEMPERATURE 49 % HUMIDITY

PLACE	NAME	COUNTRY	DATE OF BIRTH	LANE	RESULT	
1	Margaret Nyairera WAMBUI	KEN	15 Sep 95	4	2:00.75	Q
2	Lynsey SHARP	GBR	11 Jul 90	6	2:01.04	Q
3	Halima NAKAAYI	UGA	14 Oct 94	7	2:01.80	Q
4	Marina ARZAMASOVA	BLR	17 Dec 87	9	2:01.92	SB
5	Mahlet MULUGETA	ETH	95	2	2:02.04	
6	Olha LYAKHOVA	UKR	18 Mar 92	8	2:02.07	
7	Yusneysi SANTIUSTI	ITA	24 Dec 84	3	2:02.75	
8	Lindsey BUTTERWORTH	CAN	27 Sep 92	5	2:03.19	

INTERMEDIATE TIMES 400m 3846 Mahlet MULUGETA 1:00.69

Heat 5

6

10 August 2017 20:01 START TIME

20° C TEMPERATURE 49 % HUMIDITY

PLACE	NAME	COUNTRY	DATE OF BIRTH	LANE	RESULT	
1	Charlene LIPSEY	USA	16 Jul 91	6	2:02.74	Q
2	Hedda HYNNE	NOR	13 Mar 90	2	2:02.85	Q
3	Docus AJOK	UGA	12 Jul 94	7	2:02.98	Q
4	Aníta HINRIKSDÓTTIR	ISL	13 Jan 96	9	2:03.45	
5	Georgia GRIFFITH	AUS	5 Dec 96	5	2:03.54	
6	Siofra CLÉIRIGH BUTTNER	IRL	21 Jul 95	3	2:06.54	
7	Kimarra MCDONALD	JAM	14 Aug 87	4	2:09.19	
	Eunice Jepkoech SUM	KEN	10 Apr 88	8	DNS	

INTERMEDIATE TIMES 400m 4350 Charlene LIPSEY 1:00.41

Heat 6

6

10 August 2017 20:10 START TIME

20° C TEMPERATURE 49 % HUMIDITY

PLACE	NAME	COUNTRY	DATE OF BIRTH	LANE	RESULT	
1	Francine NIYONSABA	BDI	5 May 93	5	1:59.86	Q
2	Habitam ALEMU	ETH	9 Jul 97	7	2:00.07	Q
3	Selina BÜCHEL	SUI	26 Jul 91	9	2:00.23	Q
4	Adelle TRACEY	GBR	27 May 93	3	2:00.28	q PB
5	Christina HERING	GER	9 Oct 94	4	2:01.13	q
6	Hanna HERMANSSON	SWE	18 May 89	2	2:01.25	q
7	Gena LÖFSTRAND	RSA	23 Oct 95	6	2:01.73	q
8	Rose Nathike LOKONYEN	ART	24 Feb 95	8	2:20.06	SB

INTERMEDIATE TIMES 400m 4205 Gena LÖFSTRAND 58.71

ALL-TIME OUTDOOR TOP LIST

RESULT	NAME	VENUE	DATE
1:53.28	Jarmila KRATOCHVÍLOVÁ (TCH)	nchen (Olympiastadion)	26 Jul 83
1:53.43	Nadezhda OLIZARENKO (URS)	Moskva (Lenin Stadium)	27 Jul 80
1:54.01	Pamela JELIMO (KEN)	Zürich (Letzigrund)	29 Aug 08
1:54.44	Ana Fidelia QUIROT (CUB)	Barcelona (Estadio Olímpico)	9 Sep 89
1:54.81	Olga MINEYEVA (URS)	Moskva (Lenin Stadium)	27 Jul 80
1:54.94	Tatyana KAZANKINA (URS)	Montréal (Olympic Stadium)	26 Jul 76
1:55.05	Doina MELINTE (ROU)	Bucuresti	1 Aug 82
1:55.19	Maria de Lurdes MUTOLA (MOZ)	Zürich	17 Aug 94
1:55.19	Jolanda BATAGELJ (SLO)	Heusden-Zolder	20 Jul 02
1:55.26	Sigrun GRAU (GER)	Roma (Stadio Olimpico)	31 Aug 87

SEASON OUTDOOR TOP LIST

RESULT	NAME	VENUE	2017
1:55.27	Caster SEMENYA (RSA)	Monaco (Stade Louis II)	21 Jul
1:55.47	Francine NIYONSABA (BDI)	Monaco (Stade Louis II)	21 Jul
1:55.61	Ajee WILSON (USA)	Monaco (Stade Louis II)	21 Jul
1:56.81	Sifan HASSAN (NED)	Monaco (Stade Louis II)	21 Jul
1:57.01	Melissa BISHOP (CAN)	Monaco (Stade Louis II)	21 Jul
1:57.03	Margaret Nyairera WAMBUI (KEN)	Doha (Hamad Bin Suhaim)	5 May
1:57.38	Charlene LIPSEY (USA)	Lausanne (Pontaise)	6 Jul
1:57.78	Eunice Jepkoech SUM (KEN)	Lausanne (Pontaise)	6 Jul
1:58.01	Lynsey SHARP (GBR)	Monaco (Stade Louis II)	21 Jul
1:58.34	Aleksandra GULYAEVA (RUS)	Zhukovskiy (Meteor)	29 Jul

RESULTS



1500 Metres Women - Final

RECORDS	RESULT	NAME	COUNTRY	AGE	VENUE	DATE
World Record WR	3:50.07	Genzebe DIBABA	ETH	24	Monaco (Stade Louis II)	17 Jul 2015
Championships Record CR	3:58.52	Tatyana TOMASHOVA	RUS	28	Paris Saint-Denis (Stade de France)	31 Aug 2003
World Leading WL	3:56.14	Sifan HASSAN	NED	24	Hengelo (Blankers-Koen Stadion)	11 Jun 2017
Area Record AR		National Record NR		Personal Best PB		Season Best SB

7 August 2017 21:53 START TIME 19° C TEMPERATURE 73 % HUMIDITY

PLACE	NAME	COUNTRY	DATE OF BIRTH	ORDER	RESULT
1	Faith Chepngetich KIPYEGON	KEN	10 Jan 94	8	4:02.59
2	Jennifer SIMPSON	USA	23 Aug 86	11	4:02.76
3	Caster SEMENYA	RSA	7 Jan 91	5	4:02.90
4	Laura MUIR	GBR	9 May 93	7	4:02.97
5	Sifan HASSAN	NED	1 Jan 93	4	4:03.34
6	Laura WEIGHTMAN	GBR	1 Jul 91	2	4:04.11
7	Angelika CICHOCKA	POL	15 Mar 88	12	4:04.16
8	Rababe ARAFI	MAR	12 Jan 91	9	4:04.35
9	Meraf BAHTA	SWE	24 Jun 89	3	4:04.76
10	Malika AKKAOUI	MAR	25 Dec 87	6	4:05.87
11	Hanna KLEIN	GER	6 Apr 93	1	4:06.22
12	Genzebe DIBABA	ETH	8 Feb 91	10	4:06.72

INTERMEDIATE TIMES	400m	3900	1200m	4127
	Laura MUIR	1:05.34	Sifan HASSAN	3:18.93
	Laura MUIR	2:17.11		

ALL-TIME OUTDOOR TOP LIST				SEASON OUTDOOR TOP LIST			
RESULT	NAME	VENUE	DATE	RESULT	NAME	VENUE	2017
3:50.07	Genzebe DIBABA (ETH)	Monaco (Stade Louis II)	17 Jul 15	3:56.14	Sifan HASSAN (NED)	Hengelo (Blankers-Koen Stadion)	11 Jun
3:50.46	Yunxia QU (CHN)	Beijing (NOCAS)	11 Sep 93	3:57.51	Faith Chepngetich KIPYEGON (KEN)	Paris (Stade Charléty)	1 Jul
3:50.98	Bo JIANG (CHN)	Shanghai	18 Oct 97	3:57.82	Genzebe DIBABA (ETH)	Lausanne (Pontaise)	6 Jul
3:51.34	Yinqlai LANG (CHN)	Shanghai	18 Oct 97	3:59.16	Winnie CHEBET (KEN)	Roma (Stadio Olimpico)	8 Jun
3:51.92	Junxia WANG (CHN)	Beijing (NOCAS)	11 Sep 93	3:59.30	Konstanze KLOSTERHALFEN (GER)	Roma (Stadio Olimpico)	8 Jun
3:52.47	Tatyana KAZANKINA (URS)	Zürich (Letzigrund)	13 Aug 80	3:59.55	Gudaf TSEGAY (ETH)	Paris (Stade Charléty)	1 Jul
3:53.91	Lili YIN (CHN)	Shanghai	18 Oct 97	4:00.35	Laura MUIR (GBR)	London (Olympic Stadium)	9 Jul
3:53.96	Paula IVAN (ROU)	Seoul (Olympic Stadium)	1 Oct 88	4:00.44	Hellen Onsando OBIRI (KEN)	London (Olympic Stadium)	9 Jul
3:53.97	Lixin LAN (CHN)	Shanghai	18 Oct 97	4:00.52	Dawit SEYAUM (ETH)	Shanghai (SS)	13 May
3:54.23	Olga DVIRNA (URS)	Kyiv	27 Jul 82	4:00.59	Meraf BAHTA (SWE)	Roma (Stadio Olimpico)	8 Jun

RACE ANALYSIS



1500 Metres Women - Final

7 August 2017 21:53 START TIME

19° C TEMPERATURE 73 % HUMIDITY

PLACE	BIB	NAME	COUNTRY	DATE of BIRTH	RESULT	
	400m	800m	1200m			
1	Faith Chepngetich KIPYEGON			KEN	10 Jan 94	4:02.59
	1:05.45 (2)	2:17.14 (2) 1:11.69 (9)	3:18.94 (2) 1:01.80 (3)		43.65 (3)	
2	Jennifer SIMPSON			USA	23 Aug 86	4:02.76
	1:05.64 (4)	2:17.29 (3) 1:11.65 (6)	3:19.16 (3) 1:01.87 (4)		43.60 (2)	
3	Caster SEMENYA			RSA	7 Jan 91	4:02.90
	1:05.94 (8)	2:17.56 (8) 1:11.62 (5)	3:19.86 (9) 1:02.30 (8)		43.04 (1)	
4	Laura MUIR			GBR	9 May 93	4:02.97
	1:05.34 (1)	2:17.11 (1) 1:11.77 (12)	3:19.22 (4) 1:02.11 (5)		43.75 (4)	
5	Sifan HASSAN			NED	1 Jan 93	4:03.34
	1:06.49 (12)	2:17.81 (12) 1:11.32 (1)	3:18.93 (1) 1:01.12 (1)		44.41 (6)	
6	Laura WEIGHTMAN			GBR	1 Jul 91	4:04.11
	1:05.84 (7)	2:17.51 (7) 1:11.67 (7)	3:19.77 (8) 1:02.26 (7)		44.34 (5)	
7	Angelika CICHOCKA			POL	15 Mar 88	4:04.16
	1:05.59 (3)	2:17.31 (4) 1:11.72 (10)	3:19.64 (7) 1:02.33 (9)		44.52 (8)	
8	Rababe ARAFI			MAR	12 Jan 91	4:04.35
	1:05.78 (6)	2:17.45 (6) 1:11.67 (7)	3:19.87 (10) 1:02.42 (10)		44.48 (7)	
9	Meraf BAHTA			SWE	24 Jun 89	4:04.76
	1:05.64 (5)	2:17.38 (5) 1:11.74 (11)	3:19.51 (6) 1:02.13 (6)		45.25 (9)	
10	Malika AKKAOUI			MAR	25 Dec 87	4:05.87
	1:06.12 (9)	2:17.59 (9) 1:11.47 (2)	3:20.28 (11) 1:02.69 (11)		45.59 (10)	
11	Hanna KLEIN			GER	6 Apr 93	4:06.22
	1:06.28 (11)	2:17.76 (11) 1:11.48 (3)	3:20.59 (12) 1:02.83 (12)		45.63 (11)	
12	Genzebe DIBABA			ETH	8 Feb 91	4:06.72
	1:06.14 (10)	2:17.71 (10) 1:11.57 (4)	3:19.38 (5) 1:01.67 (2)		47.34 (12)	

RESULT PROGRESSION



1500 Metres Women - Final

RECORDS	RESULT	NAME	COUNTRY	AGE	VENUE	DATE
World Record WR	3:50.07	Genzebe DIBABA	ETH	24	Monaco (Stade Louis II)	17 Jul 2015
Championships Record CR	3:58.52	Tatyana TOMASHOVA	RUS	28	Paris Saint-Denis (Stade de France)	31 Aug 2003
World Leading WL	3:56.14	Sifan HASSAN	NED	24	Hengelo (Blankers-Koen Stadion)	11 Jun 2017
Area Record AR		National Record NR		Personal Best PB		Season Best SB

7 August 2017

RANK	BIB	NAME	COUNTRY	DATE of BIRTH	PHASE	HEAT	PLACE	RESULT
1		Faith Chepngetich KIPYEGON	KEN	10 Jan 94	Final	1	1	4:02.59
					Semi-Final	1	1	4:03.54 Q
					Round 1	3	3	4:03.09 Q
2		Jennifer SIMPSON	USA	23 Aug 86	Final	1	2	4:02.76
					Semi-Final	2	9	4:05.40 Q
					Round 1	2	24	4:08.92 Q
3		Caster SEMENYA	RSA	7 Jan 91	Final	1	3	4:02.90
					Semi-Final	1	4	4:03.80 Q
					Round 1	1	2	4:02.84 Q SB
4		Laura MUIR	GBR	9 May 93	Final	1	4	4:02.97
					Semi-Final	1	2	4:03.64 Q
					Round 1	2	26	4:08.97 Q
5		Sifan HASSAN	NED	1 Jan 93	Final	1	5	4:03.34
					Semi-Final	2	3	4:03.77 Q
					Round 1	2	23	4:08.89 Q
6		Laura WEIGHTMAN	GBR	1 Jul 91	Final	1	6	4:04.11
					Semi-Final	2	10	4:05.63 Q
					Round 1	3	8	4:03.50 Q
7		Angelika CICHOCKA	POL	15 Mar 88	Final	1	7	4:04.16
					Semi-Final	1	5	4:03.96 Q
					Round 1	1	6	4:03.27 Q
8		Rababe ARAFI	MAR	12 Jan 91	Final	1	8	4:04.35
					Semi-Final	1	12	4:05.75 q
					Round 1	1	11	4:03.67 Q
9		Meraf BAHTA	SWE	24 Jun 89	Final	1	9	4:04.76
					Semi-Final	2	6	4:04.04 Q
					Round 1	3	5	4:03.23 Q
10		Malika AKKAOUI	MAR	25 Dec 87	Final	1	10	4:05.87
					Semi-Final	2	11	4:05.73 Q
					Round 1	2	28	4:09.05 Q
11		Hanna KLEIN	GER	6 Apr 93	Final	1	11	4:06.22
					Semi-Final	1	7	4:04.45 Q
					Round 1	2	30	4:09.32 Q
12		Genzebe DIBABA	ETH	8 Feb 91	Final	1	12	4:06.72
					Semi-Final	1	8	4:05.33 q
					Round 1	1	1	4:02.67 Q



RESULT PROGRESSION
1500 Metres Women - Final

4 August 2017

RANK	BIB	NAME	COUNTRY	DATE of BIRTH	PHASE	HEAT	PLACE	RESULT
------	-----	------	---------	---------------	-------	------	-------	--------

ALL-TIME OUTDOOR TOP LIST				SEASON OUTDOOR TOP LIST			
RESULT	NAME	VENUE	DATE	RESULT	NAME	VENUE	2017
3:50.07	Genzebe DIBABA (ETH)	Monaco (Stade Louis II)	17 Jul 15	3:56.14	Sifan HASSAN (NED)	Hengelo (Blankers-Koen Stadion)	11 Jun
3:50.46	Yunxia QU (CHN)	Beijing (NOCAS)	11 Sep 93	3:57.51	Faith Chepngetich KIPYEGON (KEN)	Paris (Stade Charléty)	1 Jul
3:50.98	Bo JIANG (CHN)	Shanghai	18 Oct 97	3:57.82	Genzebe DIBABA (ETH)	Lausanne (Pontaise)	6 Jul
3:51.34	Yinqlai LANG (CHN)	Shanghai	18 Oct 97	3:59.16	Winy CHEBET (KEN)	Roma (Stadio Olimpico)	8 Jun
3:51.92	Junxia WANG (CHN)	Beijing (NOCAS)	11 Sep 93	3:59.30	Konstanze KLOSTERHALFEN (GER)	Roma (Stadio Olimpico)	8 Jun
3:52.47	Tatyana KAZANKINA (URS)	Zürich (Letzigrund)	13 Aug 80	3:59.55	Gudaf TSEGAY (ETH)	Paris (Stade Charléty)	1 Jul
3:53.91	Lili YIN (CHN)	Shanghai	18 Oct 97	4:00.35	Laura MUIR (GBR)	London (Olympic Stadium)	9 Jul
3:53.96	Paula IVAN (ROU)	Seoul (Olympic Stadium)	1 Oct 88	4:00.44	Hellen Onsando OBIRI (KEN)	London (Olympic Stadium)	9 Jul
3:53.97	Lixin LAN (CHN)	Shanghai	18 Oct 97	4:00.52	Dawit SEYAUM (ETH)	Shanghai (SS)	13 May
3:54.23	Olga DVIRNA (URS)	Kyiv	27 Jul 82	4:00.59	Meraf BAHTA (SWE)	Roma (Stadio Olimpico)	8 Jun

SUMMARY



1500 Metres Women - Semi-Final

First 5 in each heat (Q) and the next 2 fastest (q) advance to the Final

RECORDS	RESULT	NAME	COUNTRY	AGE	VENUE	DATE
World Record WR	3:50.07	Genzebe DIBABA	ETH	24	Monaco (Stade Louis II)	17 Jul 2015
Championships Record CR	3:58.52	Tatyana TOMASHOVA	RUS	28	Paris Saint-Denis (Stade de France)	31 Aug 2003
World Leading WL	3:56.14	Sifan HASSAN	NED	24	Hengelo (Blankers-Koen Stadion)	11 Jun 2017
Area Record AR		National Record NR		Personal Best PB		Season Best SB

5 August 2017

RANK	PLACE	HEAT	BIB	NAME	COUNTRY	DATE of BIRTH	RESULT
1	1	1		Faith Chepngetich KIPYEGON	KEN	10 Jan 94	4:03.54 Q
2	2	1		Laura MUIR	GBR	9 May 93	4:03.64 Q
3	1	2		Sifan HASSAN	NED	1 Jan 93	4:03.77 Q
4	3	1		Caster SEMENYA	RSA	7 Jan 91	4:03.80 Q
5	4	1		Angelika CICHOCKA	POL	15 Mar 88	4:03.96 Q
6	2	2		Meraf BAHTA	SWE	24 Jun 89	4:04.04 Q
7	5	1		Hanna KLEIN	GER	6 Apr 93	4:04.45 Q
8	6	1		Genzebe DIBABA	ETH	8 Feb 91	4:05.33 q
9	3	2		Jennifer SIMPSON	USA	23 Aug 86	4:05.40 Q
10	4	2		Laura WEIGHTMAN	GBR	1 Jul 91	4:05.63 Q
11	5	2		Malika AKKAOUI	MAR	25 Dec 87	4:05.73 Q
12	7	1		Rababe ARAFI	MAR	12 Jan 91	4:05.75 q
13	6	2		Sofia ENNAOUI	POL	30 Aug 95	4:05.80
14	8	1		Zoe BUCKMAN	AUS	21 Dec 88	4:05.93
15	7	2		Winnie CHEBET	KEN	20 Dec 90	4:06.29
16	8	2		Konstanze KLOSTERHALFEN	GER	18 Feb 97	4:06.58
17	9	2		Sarah MCDONALD	GBR	2 Aug 93	4:06.73
18	10	2		Sara VAUGHN	USA	16 Mar 86	4:06.83
19	11	2		Besu SADO	ETH	12 Jan 96	4:07.65
20	9	1		Nicole SIFUENTES	CAN	30 Jun 86	4:07.92
21	12	2		Gabriela STAFFORD	CAN	13 Sep 95	4:08.51
22	10	1		Jessica JUDD	GBR	7 Jan 95	4:10.14
23	11	1		Kate GRACE	USA	24 Oct 88	4:16.70
24	12	1		Gudaf TSEGAY	ETH	23 Jan 97	4:22.01

ALL-TIME OUTDOOR TOP LIST				SEASON OUTDOOR TOP LIST			
RESULT	NAME	VENUE	DATE	RESULT	NAME	VENUE	2017
3:50.07	Genzebe DIBABA (ETH)	Monaco (Stade Louis II)	17 Jul 15	3:56.14	Sifan HASSAN (NED)	Hengelo (Blankers-Koen Stadion)	11 Jun
3:50.46	Yunxia QU (CHN)	Beijing (NOCAS)	11 Sep 93	3:57.51	Faith Chepngetich KIPYEGON (KEN)	Paris (Stade Charléty)	1 Jul
3:50.98	Bo JIANG (CHN)	Shanghai	18 Oct 97	3:57.82	Genzebe DIBABA (ETH)	Lausanne (Pontaise)	6 Jul
3:51.34	Yinglai LANG (CHN)	Shanghai	18 Oct 97	3:59.16	Winnie CHEBET (KEN)	Roma (Stadio Olimpico)	8 Jun
3:51.92	Junxia WANG (CHN)	Beijing (NOCAS)	11 Sep 93	3:59.30	Konstanze KLOSTERHALFEN (GER)	Roma (Stadio Olimpico)	8 Jun
3:52.47	Tatyana KAZANKINA (URS)	Zürich (Letzigrund)	13 Aug 80	3:59.55	Gudaf TSEGAY (ETH)	Paris (Stade Charléty)	1 Jul
3:53.91	Lili YIN (CHN)	Shanghai	18 Oct 97	4:00.35	Laura MUIR (GBR)	London (Olympic Stadium)	9 Jul
3:53.96	Paula IVAN (ROU)	Seoul (Olympic Stadium)	1 Oct 88	4:00.44	Hellen Onsando OBIRI (KEN)	London (Olympic Stadium)	9 Jul
3:53.97	Lixin LAN (CHN)	Shanghai	18 Oct 97	4:00.52	Dawit SEYAUM (ETH)	Shanghai (SS)	13 May
3:54.23	Olga DVIRNA (URS)	Kyiv	27 Jul 82	4:00.59	Meraf BAHTA (SWE)	Roma (Stadio Olimpico)	8 Jun

RACE ANALYSIS



1500 Metres Women - Semi-Final

First 5 in each heat (Q) and the next 2 fastest (q) advance to the Final

Heat 2 **2**

5 August 2017 19:47 START TIME

19° C TEMPERATURE 52 % HUMIDITY

PLACE	BIB	NAME	COUNTRY	DATE of BIRTH	RESULT
	400m	800m	1200m		
1		Sifan HASSAN	NED	1 Jan 93	4:03.77
	1:08.47 (12)	2:17.74 (12) 1:09.27 (7)			3:18.40 (2) 1:00.66 (1) 45.37 (1)
2		Meraf BAHTA	SWE	24 Jun 89	4:04.04
	1:07.70 (6)	2:17.03 (6) 1:09.33 (8)			3:18.64 (3) 1:01.61 (2) 45.40 (2)
3		Jennifer SIMPSON	USA	23 Aug 86	4:05.40
	1:07.40 (2)	2:16.51 (4) 1:09.11 (4)			3:19.19 (4) 1:02.68 (6) 46.21 (7)
4		Laura WEIGHTMAN	GBR	1 Jul 91	4:05.63
	1:07.17 (1)	2:16.43 (3) 1:09.26 (6)			3:19.64 (6) 1:03.21 (11) 45.99 (6)
5		Malika AKKAOUI	MAR	25 Dec 87	4:05.73
	1:07.84 (7)	2:17.23 (7) 1:09.39 (9)			3:19.79 (8) 1:02.56 (5) 45.94 (4)
6		Sofia ENNAOUI	POL	30 Aug 95	4:05.80
	1:08.23 (11)	2:17.44 (9) 1:09.21 (5)			3:20.25 (10) 1:02.81 (7) 45.55 (3)
7		Winnie CHEBET	KEN	20 Dec 90	4:06.29
	1:07.41 (3)	2:16.33 (2) 1:08.92 (3)			3:19.44 (5) 1:03.11 (10) 46.85 (8)
8		Konstanze KLOSTERHALFEN	GER	18 Feb 97	4:06.58
	1:07.55 (4)	2:15.34 (1) 1:07.79 (1)			3:16.99 (1) 1:01.65 (3) 49.59 (12)
9		Sarah MCDONALD	GBR	2 Aug 93	4:06.73
	1:08.08 (10)	2:17.69 (11) 1:09.61 (11)			3:20.79 (11) 1:03.10 (9) 45.94 (4)
10		Sara VAUGHN	USA	16 Mar 86	4:06.83
	1:07.92 (8)	2:17.47 (10) 1:09.55 (10)			3:19.92 (9) 1:02.45 (4) 46.91 (9)
11		Besu SADO	ETH	12 Jan 96	4:07.65
	1:07.99 (9)	2:16.78 (5) 1:08.79 (2)			3:19.66 (7) 1:02.88 (8) 47.99 (11)
12		Gabriela STAFFORD	CAN	13 Sep 95	4:08.51
	1:07.65 (5)	2:17.38 (8) 1:09.73 (12)			3:21.29 (12) 1:03.91 (12) 47.22 (10)

RESULTS



1500 Metres Women - Semi-Final

First 5 in each heat (Q) and the next 2 fastest (q) advance to the Final

RECORDS	RESULT	NAME	COUNTRY	AGE	VENUE	DATE
World Record WR	3:50.07	Genzebe DIBABA	ETH	24	Monaco (Stade Louis II)	17 Jul 2015
Championships Record CR	3:58.52	Tatyana TOMASHOVA	RUS	28	Paris Saint-Denis (Stade de France)	31 Aug 2003
World Leading WL	3:56.14	Sifan HASSAN	NED	24	Hengelo (Blankers-Koen Stadion)	11 Jun 2017
Area Record AR		National Record NR		Personal Best PB		Season Best SB

Heat 1 **2** 5 August 2017 19:35 START TIME 19° C 49 %
TEMPERATURE HUMIDITY

PLACE	NAME	COUNTRY	DATE OF BIRTH	ORDER	RESULT	
1	Faith Chepngetich KIPYEGON	KEN	10 Jan 94	1	4:03.54	Q
2	Laura MUIR	GBR	9 May 93	10	4:03.64	Q
3	Caster SEMENYA	RSA	7 Jan 91	4	4:03.80	Q
4	Angelika CICHOCKA	POL	15 Mar 88	3	4:03.96	Q
5	Hanna KLEIN	GER	6 Apr 93	5	4:04.45	Q
6	Genzebe DIBABA	ETH	8 Feb 91	9	4:05.33	q
7	Rababe ARAFI	MAR	12 Jan 91	7	4:05.75	q
8	Zoe BUCKMAN	AUS	21 Dec 88	6	4:05.93	
9	Nicole SIFUENTES	CAN	30 Jun 86	2	4:07.92	
10	Jessica JUDD	GBR	7 Jan 95	8	4:10.14	
11	Kate GRACE	USA	24 Oct 88	12	4:16.70	
12	Gudaf TSEGAY	ETH	23 Jan 97	11	4:22.01	

INTERMEDIATE TIMES	400m	3894 Jessica JUDD	1:05.11
	800m	3894 Jessica JUDD	2:11.84
	1200m	4082 Faith Chepngetich KIPYEGON	3:17.40

Heat 2 **2** 5 August 2017 19:47 START TIME 19° C 52 %
TEMPERATURE HUMIDITY

PLACE	NAME	COUNTRY	DATE OF BIRTH	ORDER	RESULT	
1	Sifan HASSAN	NED	1 Jan 93	3	4:03.77	Q
2	Meraf BAHTA	SWE	24 Jun 89	12	4:04.04	Q
3	Jennifer SIMPSON	USA	23 Aug 86	4	4:05.40	Q
4	Laura WEIGHTMAN	GBR	1 Jul 91	10	4:05.63	Q
5	Malika AKKAOUI	MAR	25 Dec 87	8	4:05.73	Q
6	Sofia ENNAOUI	POL	30 Aug 95	5	4:05.80	
7	Winnie CHEBET	KEN	20 Dec 90	2	4:06.29	
8	Konstanze KLOSTERHALFEN	GER	18 Feb 97	6	4:06.58	
9	Sarah MCDONALD	GBR	2 Aug 93	11	4:06.73	
10	Sara VAUGHN	USA	16 Mar 86	9	4:06.83	
11	Besu SADO	ETH	12 Jan 96	1	4:07.65	
12	Gabriela STAFFORD	CAN	13 Sep 95	7	4:08.51	

INTERMEDIATE TIMES	400m	3920 Laura WEIGHTMAN	1:07.17
	800m	3940 Konstanze KLOSTERHALFEN	2:15.34
	1200m	3940 Konstanze KLOSTERHALFEN	3:16.99



RESULTS
1500 Metres Women - Semi-Final

ALL-TIME OUTDOOR TOP LIST				SEASON OUTDOOR TOP LIST			
RESULT	NAME	VENUE	DATE	RESULT	NAME	VENUE	2017
3:50.07	Genzebe DIBABA (ETH)	Monaco (Stade Louis II)	17 Jul 15	3:56.14	Sifan HASSAN (NED)	Hengelo (Blankers-Koen Stadion)	11 Jun
3:50.46	Yunxia QU (CHN)	Beijing (NOCAS)	11 Sep 93	3:57.51	Faith Chepngetich KIPYEGON (KEN)	Paris (Stade Charléty)	1 Jul
3:50.98	Bo JIANG (CHN)	Shanghai	18 Oct 97	3:57.82	Genzebe DIBABA (ETH)	Lausanne (Pontaise)	6 Jul
3:51.34	Yinglai LANG (CHN)	Shanghai	18 Oct 97	3:59.16	Winny CHEBET (KEN)	Roma (Stadio Olimpico)	8 Jun
3:51.92	Junxia WANG (CHN)	Beijing (NOCAS)	11 Sep 93	3:59.30	Konstanze KLOSTERHALFEN (GER)	Roma (Stadio Olimpico)	8 Jun
3:52.47	Tatyana KAZANKINA (URS)	Zürich (Letzigrund)	13 Aug 80	3:59.55	Gudaf TSEGAY (ETH)	Paris (Stade Charléty)	1 Jul
3:53.91	Lili YIN (CHN)	Shanghai	18 Oct 97	4:00.35	Laura MUIR (GBR)	London (Olympic Stadium)	9 Jul
3:53.96	Paula IVAN (ROU)	Seoul (Olympic Stadium)	1 Oct 88	4:00.44	Hellen Onsando OBIRI (KEN)	London (Olympic Stadium)	9 Jul
3:53.97	Lixin LAN (CHN)	Shanghai	18 Oct 97	4:00.52	Dawit SEYAUM (ETH)	Shanghai (SS)	13 May
3:54.23	Olga DVIRNA (URS)	Kyiv	27 Jul 82	4:00.59	Meraf BAHTA (SWE)	Roma (Stadio Olimpico)	8 Jun

SUMMARY



1500 Metres Women - Round 1

First 6 in each heat (Q) and the next 6 fastest (q) advance to the Semi-Finals

RECORDS	RESULT	NAME	COUNTRY	AGE	VENUE	DATE
World Record WR	3:50.07	Genzebe DIBABA	ETH	24	Monaco (Stade Louis II)	17 Jul 2015
Championships Record CR	3:58.52	Tatyana TOMASHOVA	RUS	28	Paris Saint-Denis (Stade de France)	31 Aug 2003
World Leading WL	3:56.14	Sifan HASSAN	NED	24	Hengelo (Blankers-Koen Stadion)	11 Jun 2017
Area Record AR		National Record NR		Personal Best PB		Season Best SB

4 August 2017

RANK	PLACE	HEAT	BIB	NAME	COUNTRY	DATE of BIRTH	RESULT	
1	1	1		Genzebe DIBABA	ETH	8 Feb 91	4:02.67	Q
2	2	1		Caster SEMENYA	RSA	7 Jan 91	4:02.84	Q SB
3	1	3		Faith Chepngetich KIPYEGON	KEN	10 Jan 94	4:03.09	Q
4	3	1		Winyi CHEBET	KEN	20 Dec 90	4:03.19	Q
5	2	3		Meraf BAHTA	SWE	24 Jun 89	4:03.23	Q
6	4	1		Angelika CICHOCKA	POL	15 Mar 88	4:03.27	Q
7	3	3		Sofia ENNAOUI	POL	30 Aug 95	4:03.35	Q SB
8	4	3		Laura WEIGHTMAN	GBR	1 Jul 91	4:03.50	Q
9	5	3		Besu SADO	ETH	12 Jan 96	4:03.55	Q
10	6	3		Konstanze KLOSTERHALFEN	GER	18 Feb 97	4:03.60	Q
11	5	1		Rababe ARAFI	MAR	12 Jan 91	4:03.67	Q
12	6	1		Jessica JUDD	GBR	7 Jan 95	4:03.73	Q PB
13	7	3		Gabriela STAFFORD	CAN	13 Sep 95	4:04.55	q PB
14	8	3		Sara VAUGHN	USA	16 Mar 86	4:04.56	q PB
15	7	1		Kate GRACE	USA	24 Oct 88	4:04.76	q
16	8	1		Nicole SIFUENTES	CAN	30 Jun 86	4:05.24	q SB
17	9	1		Zoe BUCKMAN	AUS	21 Dec 88	4:05.44	q
18	9	3		Sarah MCDONALD	GBR	2 Aug 93	4:05.48	q PB
19	10	1		Fantu WORKU	ETH	29 Mar 99	4:05.81	PB
20	11	1		Marta PÉREZ	ESP	19 Apr 93	4:05.82	PB
21	10	3		Solange PEREIRA	ESP	16 Dec 89	4:06.63	
22	12	1		Amela TERZIC	SRB	2 Jan 93	4:08.55	
23	1	2		Sifan HASSAN	NED	1 Jan 93	4:08.89	Q
24	2	2		Jennifer SIMPSON	USA	23 Aug 86	4:08.92	Q
25	3	2		Gudaf TSEGAY	ETH	23 Jan 97	4:08.96	Q
26	4	2		Laura MUIR	GBR	9 May 93	4:08.97	Q
27	11	3		Georgia GRIFFITH	AUS	5 Dec 96	4:08.99	
28	5	2		Malika AKKAOUI	MAR	25 Dec 87	4:09.05	Q
29	12	3		Margherita MAGNANI	ITA	26 Feb 87	4:09.15	
30	6	2		Hanna KLEIN	GER	6 Apr 93	4:09.32	Q
31	7	2		Karoline Bjerkeli GRØVDAL	NOR	14 Jun 90	4:09.56	
32	8	2		Marta PEN FREITAS	POR	31 Jul 93	4:10.22	
33	9	2		Linden HALL	AUS	20 Jun 91	4:10.51	
34	13	1		Ciara MAGEEAN	IRL	12 Mar 92	4:10.60	
35	10	2		Claudia BOBOCEA	ROU	11 Jun 92	4:11.20	
36	13	3		Muriel CONEO	COL	15 Mar 87	4:11.98	SB
37	11	2		Meryem AKDAG	TUR	5 Aug 92	4:12.51	
38	12	2		Sheila REID	CAN	2 Aug 89	4:13.12	
39	13	2		Judith Jemutai KIYENG	KEN	10 Dec 93	4:13.65	

SUMMARY
1500 Metres Women - Round 1

4 August 2017

RANK	PLACE	HEAT	BIB	NAME	COUNTRY	DATE of BIRTH	RESULT
40	14	2		Esther CHEBET	UGA	10 Sep 97	4:14.12
41	14	3		Tamara ARMOUSH	JOR	8 May 92	4:21.81
42	15	2		Eliane SAHOLINIRINA	MAD	20 Mar 82	4:23.56 SB
43	15	3		Angelina NADI	ART		4:33.54 PB
		1		Simona VRZALOVÁ	CZE	7 Apr 88	DNF

ALL-TIME OUTDOOR TOP LIST				SEASON OUTDOOR TOP LIST			
RESULT	NAME	VENUE	DATE	RESULT	NAME	VENUE	2017
3:50.07	Genzebe DIBABA (ETH)	Monaco (Stade Louis II)	17 Jul 15	3:56.14	Sifan HASSAN (NED)	Hengelo (Blankers-Koen Stadion)	11 Jun
3:50.46	Yunxia QU (CHN)	Beijing (NOCAS)	11 Sep 93	3:57.51	Faith Chepngetich KIPYEGON (KEN)	Paris (Stade Charléty)	1 Jul
3:50.98	Bo JIANG (CHN)	Shanghai	18 Oct 97	3:57.82	Genzebe DIBABA (ETH)	Lausanne (Pontaise)	6 Jul
3:51.34	Yinqlai LANG (CHN)	Shanghai	18 Oct 97	3:59.16	Winnie CHEBET (KEN)	Roma (Stadio Olimpico)	8 Jun
3:51.92	Junxia WANG (CHN)	Beijing (NOCAS)	11 Sep 93	3:59.30	Konstanze KLOSTERHALFEN (GER)	Roma (Stadio Olimpico)	8 Jun
3:52.47	Tatyana KAZANKINA (URS)	Zürich (Letzigrund)	13 Aug 80	3:59.55	Gudaf TSEGAY (ETH)	Paris (Stade Charléty)	1 Jul
3:53.91	Lili YIN (CHN)	Shanghai	18 Oct 97	4:00.35	Laura MUIR (GBR)	London (Olympic Stadium)	9 Jul
3:53.96	Paula IVAN (ROU)	Seoul (Olympic Stadium)	1 Oct 88	4:00.44	Hellen Onsando OBIRI (KEN)	London (Olympic Stadium)	9 Jul
3:53.97	Lixin LAN (CHN)	Shanghai	18 Oct 97	4:00.52	Dawit SEYAUM (ETH)	Shanghai (SS)	13 May
3:54.23	Olga DVIRNA (URS)	Kyiv	27 Jul 82	4:00.59	Meraf BAHTA (SWE)	Roma (Stadio Olimpico)	8 Jun

RACE ANALYSIS



1500 Metres Women - Round 1

First 6 in each heat (Q) and the next 6 fastest (q) advance to the Semi-Finals

Heat 3 **3**

4 August 2017 20:01 START TIME

20° C TEMPERATURE 64 % HUMIDITY

PLACE	BIB	NAME	COUNTRY	DATE of BIRTH	RESULT
	400m	800m	1200m		
1		Faith Chepngetich KIPYEGON	KEN	10 Jan 94	4:03.09
	1:06.97 (7)	2:12.99 (2) 1:06.02 (2)			3:15.96 (2) 1:02.97 (2) 47.13 (5)
2		Meraf BAHTA	SWE	24 Jun 89	4:03.23
	1:07.35 (12)	2:14.09 (10) 1:06.74 (5)			3:16.45 (4) 1:02.36 (1) 46.78 (2)
3		Sofia ENNAOUI	POL	30 Aug 95	4:03.35 SB
	1:07.54 (14)	2:14.55 (13) 1:07.01 (7)			3:17.54 (7) 1:02.99 (3) 45.81 (1)
4		Laura WEIGHTMAN	GBR	1 Jul 91	4:03.50
	1:06.75 (5)	2:13.39 (4) 1:06.64 (4)			3:16.70 (5) 1:03.31 (6) 46.80 (3)
5		Besu SADO	ETH	12 Jan 96	4:03.55
	1:07.30 (11)	2:13.18 (3) 1:05.88 (1)			3:16.20 (3) 1:03.02 (4) 47.35 (6)
6		Konstanze KLOSTERHALFEN	GER	18 Feb 97	4:03.60
	1:06.55 (3)	2:12.78 (1) 1:06.23 (3)			3:15.96 (1) 1:03.18 (5) 47.64 (9)
7		Gabriela STAFFORD	CAN	13 Sep 95	4:04.55 PB
	1:06.50 (2)	2:13.59 (5) 1:07.09 (9)			3:16.97 (6) 1:03.38 (7) 47.58 (8)
8		Sara VAUGHN	USA	16 Mar 86	4:04.56 PB
	1:06.99 (8)	2:13.89 (7) 1:06.90 (6)			3:17.76 (8) 1:03.87 (8) 46.80 (3)
9		Sarah MCDONALD	GBR	2 Aug 93	4:05.48 PB
	1:06.87 (6)	2:13.91 (8) 1:07.04 (8)			3:17.95 (9) 1:04.04 (9) 47.53 (7)
10		Solange PEREIRA	ESP	16 Dec 89	4:06.63
	1:06.69 (4)	2:14.07 (9) 1:07.38 (13)			3:18.21 (10) 1:04.14 (11) 48.42 (10)
11		Georgia GRIFFITH	AUS	5 Dec 96	4:08.99
	1:07.14 (9)	2:14.31 (12) 1:07.17 (11)			3:18.43 (11) 1:04.12 (10) 50.56 (12)
12		Margherita MAGNANI	ITA	26 Feb 87	4:09.15
	1:07.15 (10)	2:14.27 (11) 1:07.12 (10)			3:18.80 (12) 1:04.53 (12) 50.35 (11)
13		Muriel CONEO	COL	15 Mar 87	4:11.98 SB
	1:06.27 (1)	2:13.61 (6) 1:07.34 (12)			3:19.41 (13) 1:05.80 (13) 52.57 (13)
14		Tamara ARMOUSH	JOR	8 May 92	4:21.81
	1:07.42 (13)	2:14.82 (14) 1:07.40 (14)			3:24.84 (14) 1:10.02 (14) 56.97 (14)
15		Angelina NADI	ART	1 Jan 00	4:33.54 PB
	1:07.81 (15)	2:19.12 (15) 1:11.31 (15)			3:36.56 (15) 1:17.44 (15) 56.98 (15)

RESULTS



1500 Metres Women - Round 1

First 6 in each heat (Q) and the next 6 fastest (q) advance to the Semi-Finals

RECORDS	RESULT	NAME	COUNTRY	AGE	VENUE	DATE
World Record WR	3:50.07	Genzebe DIBABA	ETH	24	Monaco (Stade Louis II)	17 Jul 2015
Championships Record CR	3:58.52	Tatyana TOMASHOVA	RUS	28	Paris Saint-Denis (Stade de France)	31 Aug 2003
World Leading WL	3:56.14	Sifan HASSAN	NED	24	Hengelo (Blankers-Koen Stadion)	11 Jun 2017
Area Record AR		National Record NR		Personal Best PB		Season Best SB

Heat 1 **3**

4 August 2017 19:35 START TIME 21° C TEMPERATURE 60 % HUMIDITY

PLACE	NAME	COUNTRY	DATE OF BIRTH	ORDER	RESULT	
1	Genzebe DIBABA	ETH	8 Feb 91	11	4:02.67	Q
2	Caster SEMENYA	RSA	7 Jan 91	3	4:02.84	Q SB
3	Winnie CHEBET	KEN	20 Dec 90	8	4:03.19	Q
4	Angelika CICHOCKA	POL	15 Mar 88	2	4:03.27	Q
5	Rababe ARAFI	MAR	12 Jan 91	7	4:03.67	Q
6	Jessica JUDD	GBR	7 Jan 95	1	4:03.73	Q PB
7	Kate GRACE	USA	24 Oct 88	10	4:04.76	q
8	Nicole SIFUENTES	CAN	30 Jun 86	12	4:05.24	q SB
9	Zoe BUCKMAN	AUS	21 Dec 88	6	4:05.44	q
10	Fantu WORKU	ETH	29 Mar 99	13	4:05.81	PB
11	Marta PÉREZ	ESP	19 Apr 93	5	4:05.82	PB
12	Amela TERZIC	SRB	2 Jan 93	9	4:08.55	
13	Ciara MAGEEAN	IRL	12 Mar 92	14	4:10.60	
	Simona VRZALOVÁ	CZE	7 Apr 88	4	DNF	

INTERMEDIATE TIMES	400m	3894	Jessica JUDD	1:04.53
	800m	3894	Jessica JUDD	2:11.43
	1200m	3894	Jessica JUDD	3:14.58

Heat 2 **3**

4 August 2017 19:48 START TIME 21° C TEMPERATURE 56 % HUMIDITY

PLACE	NAME	COUNTRY	DATE OF BIRTH	ORDER	RESULT	
1	Sifan HASSAN	NED	1 Jan 93	12	4:08.89	Q
2	Jennifer SIMPSON	USA	23 Aug 86	5	4:08.92	Q
3	Gudaf TSEGAY	ETH	23 Jan 97	11	4:08.96	Q
4	Laura MUIR	GBR	9 May 93	15	4:08.97	Q
5	Malika AKKAOUI	MAR	25 Dec 87	7	4:09.05	Q
6	Hanna KLEIN	GER	6 Apr 93	6	4:09.32	Q
7	Karoline Bjerkeli GRØVDAL	NOR	14 Jun 90	14	4:09.56	
8	Marta PEN FREITAS	POR	31 Jul 93	1	4:10.22	
9	Linden HALL	AUS	20 Jun 91	9	4:10.51	
10	Claudia BOBOCEA	ROU	11 Jun 92	8	4:11.20	
11	Meryem AKDAG	TUR	5 Aug 92	3	4:12.51	
12	Sheila REID	CAN	2 Aug 89	13	4:13.12	
13	Judith Jemutai KIYENG	KEN	10 Dec 93	10	4:13.65	
14	Esther CHEBET	UGA	10 Sep 97	4	4:14.12	
15	Eliane SAHOLINIRINA	MAD	20 Mar 82	2	4:23.56	SB

INTERMEDIATE TIMES	400m	4190	Marta PEN FREITAS	1:08.35
	800m	4370	Jennifer SIMPSON	2:19.17
	1200m	3851	Gudaf TSEGAY	3:23.25



RESULTS
1500 Metres Women - Round 1

Heat 3

3

4 August 2017 20:01 START TIME

20° C TEMPERATURE
64 % HUMIDITY

PLACE	NAME	COUNTRY	DATE OF BIRTH	ORDER	RESULT	
1	Faith Chepngetich KIPYEGON	KEN	10 Jan 94	3	4:03.09	Q
2	Meraf BAHTA	SWE	24 Jun 89	6	4:03.23	Q
3	Sofia ENNAOUI	POL	30 Aug 95	10	4:03.35	Q SB
4	Laura WEIGHTMAN	GBR	1 Jul 91	5	4:03.50	Q
5	Besu SADO	ETH	12 Jan 96	7	4:03.55	Q
6	Konstanze KLOSTERHALFEN	GER	18 Feb 97	9	4:03.60	Q
7	Gabriela STAFFORD	CAN	13 Sep 95	11	4:04.55	q PB
8	Sara VAUGHN	USA	16 Mar 86	13	4:04.56	q PB
9	Sarah MCDONALD	GBR	2 Aug 93	15	4:05.48	q PB
10	Solange PEREIRA	ESP	16 Dec 89	2	4:06.63	
11	Georgia GRIFFITH	AUS	5 Dec 96	14	4:08.99	
12	Margherita MAGNANI	ITA	26 Feb 87	12	4:09.15	
13	Muriel CONEO	COL	15 Mar 87	4	4:11.98	SB
14	Tamara ARMOUSH	JOR	8 May 92	8	4:21.81	
15	Angelina NADI	ART		1	4:33.54	PB

INTERMEDIATE TIMES				
400m	3777	Muriel CONEO		1:06.27
800m	3940	Konstanze KLOSTERHALFEN		2:12.78
1200m	3940	Konstanze KLOSTERHALFEN		3:15.96

ALL-TIME OUTDOOR TOP LIST

SEASON OUTDOOR TOP LIST

RESULT	NAME	VENUE	DATE	RESULT	NAME	VENUE	2017
3:50.07	Genzebe DIBABA (ETH)	Monaco (Stade Louis II)	17 Jul 15	3:56.14	Sifan HASSAN (NED)	Hengelo (Blankers-Koen Stadion)	11 Jun
3:50.46	Yunxia QU (CHN)	Beijing (NOCAS)	11 Sep 93	3:57.51	Faith Chepngetich KIPYEGON (KEN)	Paris (Stade Charléty)	1 Jul
3:50.98	Bo JIANG (CHN)	Shanghai	18 Oct 97	3:57.82	Genzebe DIBABA (ETH)	Lausanne (Pontaise)	6 Jul
3:51.34	Yinqlai LANG (CHN)	Shanghai	18 Oct 97	3:59.16	Winnie CHEBET (KEN)	Roma (Stadio Olimpico)	8 Jun
3:51.92	Junxia WANG (CHN)	Beijing (NOCAS)	11 Sep 93	3:59.30	Konstanze KLOSTERHALFEN (GER)	Roma (Stadio Olimpico)	8 Jun
3:52.47	Tatyana KAZANKINA (URS)	Zürich (Letzigrund)	13 Aug 80	3:59.55	Gudaf TSEGAY (ETH)	Paris (Stade Charléty)	1 Jul
3:53.91	Lili YIN (CHN)	Shanghai	18 Oct 97	4:00.35	Laura MUIR (GBR)	London (Olympic Stadium)	9 Jul
3:53.96	Paula IVAN (ROU)	Seoul (Olympic Stadium)	1 Oct 88	4:00.44	Hellen Onsando OBIRI (KEN)	London (Olympic Stadium)	9 Jul
3:53.97	Lixin LAN (CHN)	Shanghai	18 Oct 97	4:00.52	Dawit SEYAUM (ETH)	Shanghai (SS)	13 May
3:54.23	Olga DVIRNA (URS)	Kyiv	27 Jul 82	4:00.59	Meraf BAHTA (SWE)	Roma (Stadio Olimpico)	8 Jun



RESULTS



5000 Metres Women - Final

RECORDS	RESULT	NAME	COUNTRY	AGE	VENUE	DATE
World Record WR	14:11.15	Tirunesh DIBABA	ETH	23	Oslo (Bislett)	6 Jun 2008
Championships Record CR	14:26.83	Almaz AYANA	ETH	24	Beijing (National Stadium)	30 Aug 2015
World Leading WL	14:18.37	Hellen Onsando OBIRI	KEN	28	Roma (Stadio Olimpico)	8 Jun 2017
Area Record AR	National Record NR	Personal Best PB	Season Best SB			

13 August 2017 19:35 START TIME 22° C TEMPERATURE 35 % HUMIDITY

PLACE	NAME	COUNTRY	DATE OF BIRTH	ORDER	RESULT
1	Hellen Onsando OBIRI	KEN	13 Dec 89	8	14:34.86
2	Almaz AYANA	ETH	21 Nov 91	15	14:40.35 SB
3	Sifan HASSAN	NED	1 Jan 93	7	14:42.73
4	Senbere TEFERI	ETH	3 May 95	12	14:47.45
5	Margaret Chelimo KIPKEMBOI	KEN	9 Feb 93	6	14:48.74
6	Laura MUIR	GBR	9 May 93	9	14:52.07
7	Sheila Chepkirui KIPROTICH	KEN	27 Dec 90	1	14:54.05 PB
8	Susan KRUMINS	NED	8 Jul 86	14	14:58.33
9	Shannon ROWBURY	USA	19 Sep 84	11	14:59.92
10	Eilish MCCOLGAN	GBR	25 Nov 90	5	15:00.43
11	Letesenbet GIDEY	ETH	20 Mar 98	4	15:04.99
12	Molly HUDDLE	USA	31 Aug 84	3	15:05.28
13	Shelby HOULIHAN	USA	8 Feb 93	13	15:06.40
14	Kalkidan GEZAHEGNE	BRN	8 May 91	2	15:28.21
	Karoline Bjerkeli GRØVDAL	NOR	14 Jun 90	10	DNF

INTERMEDIATE TIMES	1000m	3703 Kalkidan GEZAHEGNE	3:18.62
	2000m	3839 Almaz AYANA	6:07.41
	3000m	3839 Almaz AYANA	8:58.05
	4000m	3839 Almaz AYANA	11:49.95

ALL-TIME OUTDOOR TOP LIST				SEASON OUTDOOR TOP LIST			
RESULT	NAME	VENUE	DATE	RESULT	NAME	VENUE	2017
14:11.15	Tirunesh DIBABA (ETH)	Oslo (Bislett)	6 Jun 08	14:18.37	Hellen Onsando OBIRI (KEN)	Roma (Stadio Olimpico)	8 Jun
14:12.59	Almaz AYANA (ETH)	Roma (Stadio Olimpico)	2 Jun 16	14:25.22	Genzebe DIBABA (ETH)	Eugene (Hayward Field), OR	26 May
14:12.88	Meseret DEFAR (ETH)	Stockholm	22 Jul 08	14:31.76	Senbere TEFERI (ETH)	Shanghai (SS)	13 May
14:15.41	Genzebe DIBABA (ETH)	is Saint-Denis (Stade de France)	4 Jul 15	14:33.09	Aqnes Jebet TIROP (KEN)	Roma (Stadio Olimpico)	8 Jun
14:18.37	Hellen Onsando OBIRI (KEN)	Roma (Stadio Olimpico)	8 Jun 17	14:33.32	Letesenbet GIDEY (ETH)	Roma (Stadio Olimpico)	8 Jun
14:20.87	Vivian Jepkemoi CHERUIYOT (KEN)	n (Olympiastadion)	29 Jul 11	14:36.80	Lilian Kasait RENGERUK (KEN)	Eugene (Hayward Field), OR	26 May
14:23.75	Liliya SHOBUKHOVA (RUS)	Kazan	19 Jul 08	14:36.82	Yasemin CAN (TUR)	Roma (Stadio Olimpico)	8 Jun
14:24.68	Elvan ABEYLEGESSE (TUR)	Bergen	11 Jun 04	14:40.29	Etenesh DIRO (ETH)	Roma (Stadio Olimpico)	8 Jun
14:28.09	Bo JIANG (CHN)	Shanghai	23 Oct 97	14:40.35	Almaz AYANA (ETH)	London	13 Aug
14:28.39	Sentayehu EJIGU (ETH)	is Saint-Denis (Stade de France)	16 Jul 10	14:41.24	Sifan HASSAN (NED)	Eugene (Hayward Field), OR	26 May

RACE ANALYSIS



5000 Metres Women - Final

13 August 2017 19:35 START TIME

22° C TEMPERATURE 35 % HUMIDITY

PLACE	BIB	NAME	COUNTRY	DATE of BIRTH	RESULT
		1000m			
		2000m			
		3000m			
		4000m			
1		Hellen Onsando OBIRI	KEN	13 Dec 89	14:34.86
	3:19.05 (4)	6:07.59 (2) 2:48.54 (1)			8:58.28 (2) 2:50.69 (2)
					11:50.16 (2) 2:51.88 (1)
					2:44.70 (2)
2		Almaz AYANA	ETH	21 Nov 91	14:40.35 SB
	3:18.82 (2)	6:07.41 (1) 2:48.59 (2)			8:58.05 (1) 2:50.64 (1)
					11:49.95 (1) 2:51.90 (2)
					2:50.40 (7)
3		Sifan HASSAN	NED	1 Jan 93	14:42.73
	3:19.76 (10)	6:10.97 (6) 2:51.21 (5)			9:07.69 (5) 2:56.72 (11)
					12:00.69 (5) 2:53.00 (3)
					2:42.04 (1)
4		Senbere TEFERI	ETH	3 May 95	14:47.45
	3:18.94 (3)	6:11.10 (7) 2:52.16 (7)			9:07.51 (3) 2:56.41 (10)
					12:00.51 (3) 2:53.00 (3)
					2:46.94 (4)
5		Margaret Chelimo KIPKEMBOI	KEN	9 Feb 93	14:48.74
	3:19.34 (7)	6:10.49 (4) 2:51.15 (4)			9:07.64 (4) 2:57.15 (13)
					12:00.65 (4) 2:53.01 (5)
					2:48.09 (5)
6		Laura MUIR	GBR	9 May 93	14:52.07
	3:20.66 (14)	6:15.26 (14) 2:54.60 (10)			9:08.46 (10) 2:53.20 (3)
					12:06.21 (9) 2:57.75 (8)
					2:45.86 (3)
7		Sheila Chepkirui KIPROTICH	KEN	27 Dec 90	14:54.05 PB
	3:19.21 (5)	6:10.73 (5) 2:51.52 (6)			9:07.87 (7) 2:57.14 (12)
					12:03.83 (6) 2:55.96 (6)
					2:50.22 (6)
8		Susan KRUMINS	NED	8 Jul 86	14:58.33
	3:20.07 (11)	6:14.46 (8) 2:54.39 (8)			9:07.96 (8) 2:53.50 (4)
					12:04.09 (7) 2:56.13 (7)
					2:54.24 (10)
9		Shannon ROWBURY	USA	19 Sep 84	14:59.92
	3:19.53 (8)	6:14.63 (9) 2:55.10 (13)			9:08.20 (9) 2:53.57 (5)
					12:06.06 (8) 2:57.86 (9)
					2:53.86 (9)
10		Eilish MCCOLGAN	GBR	25 Nov 90	15:00.43
	3:20.11 (12)	6:15.02 (12) 2:54.91 (12)			9:09.15 (12) 2:54.13 (7)
					12:08.70 (11) 2:59.55 (11)
					2:51.73 (8)
11		Letesenbet GIDEY	ETH	20 Mar 98	15:04.99
	3:19.29 (6)	6:10.23 (3) 2:50.94 (3)			9:07.71 (6) 2:57.48 (14)
					12:06.44 (10) 2:58.73 (10)
					2:58.55 (13)
12		Molly HUDDLE	USA	31 Aug 84	15:05.28
	3:19.76 (9)	6:15.02 (13) 2:55.26 (14)			9:08.98 (11) 2:53.96 (6)
					12:09.21 (12) 3:00.23 (13)
					2:56.07 (12)
13		Shelby HOULIHAN	USA	8 Feb 93	15:06.40
	3:20.88 (15)	6:15.64 (15) 2:54.76 (11)			9:10.73 (13) 2:55.09 (8)
					12:10.70 (13) 2:59.97 (12)
					2:55.70 (11)
14		Kalkidan GEZAHEGNE	BRN	8 May 91	15:28.21
	3:18.62 (1)	6:14.84 (10) 2:56.22 (15)			9:14.24 (15) 2:59.40 (15)
					12:22.82 (14) 3:08.58 (14)
					3:05.39 (14)
		Karoline Bjerkeli GRØVDAL	NOR	14 Jun 90	DNF
	3:20.31 (13)	6:14.85 (11) 2:54.54 (9)			9:11.02 (14) 2:56.17 (9)

RESULT PROGRESSION



5000 Metres Women - Final

RECORDS	RESULT	NAME	COUNTRY	AGE	VENUE	DATE
World Record WR	14:11.15	Tirunesh DIBABA	ETH	23	Oslo (Bislett)	6 Jun 2008
Championships Record CR	14:26.83	Almaz AYANA	ETH	24	Beijing (National Stadium)	30 Aug 2015
World Leading WL	14:18.37	Hellen Onsando OBIRI	KEN	28	Roma (Stadio Olimpico)	8 Jun 2017
Area Record AR		National Record NR		Personal Best PB		Season Best SB

13 August 2017

RANK	BIB	NAME	COUNTRY	DATE of BIRTH	PHASE	HEAT	PLACE	RESULT
1		Hellen Onsando OBIRI	KEN	13 Dec 89	Final	1	1	14:34.86
					Round 1	1	1	14:56.70 Q
2		Almaz AYANA	ETH	21 Nov 91	Final	1	2	14:40.35 SB
					Round 1	1	2	14:57.06 Q SB
3		Sifan HASSAN	NED	1 Jan 93	Final	1	3	14:42.73
					Round 1	2	9	14:59.85 Q
4		Senbere TEFERI	ETH	3 May 95	Final	1	4	14:47.45
					Round 1	1	3	14:57.23 Q
5		Margaret Chelimo KIPKEMBOI	KEN	9 Feb 93	Final	1	5	14:48.74
					Round 1	2	12	15:00.39 Q
6		Laura MUIR	GBR	9 May 93	Final	1	6	14:52.07
					Round 1	1	8	14:59.34 q
7		Sheila Chepkirui KIPROTICH	KEN	27 Dec 90	Final	1	7	14:54.05 PB
					Round 1	1	6	14:57.58 q PB
8		Susan KRUMINS	NED	8 Jul 86	Final	1	8	14:58.33
					Round 1	1	4	14:57.33 Q
9		Shannon ROWBURY	USA	19 Sep 84	Final	1	9	14:59.92
					Round 1	1	5	14:57.55 Q SB
10		Eilish MCCOLGAN	GBR	25 Nov 90	Final	1	10	15:00.43
					Round 1	2	11	15:00.38 Q PB
11		Letesenbet GIDEY	ETH	20 Mar 98	Final	1	11	15:04.99
					Round 1	2	7	14:59.34 Q
12		Molly HUDDLE	USA	31 Aug 84	Final	1	12	15:05.28
					Round 1	2	14	15:03.60 q
13		Shelby HOULIHAN	USA	8 Feb 93	Final	1	13	15:06.40
					Round 1	2	10	15:00.37 Q PB
14		Kalkidan GEZAHEGNE	BRN	8 May 91	Final	1	14	15:28.21
					Round 1	2	15	15:07.19 q PB
		Karoline Bjerkeli GRØVDAL	NOR	14 Jun 90	Final	1		DNF
					Round 1	2	13	15:00.44 q SB

RESULT PROGRESSION
5000 Metres Women - Final

10 August 2017

RANK	BIB	NAME	COUNTRY	DATE of BIRTH	PHASE	HEAT	PLACE	RESULT
------	-----	------	---------	---------------	-------	------	-------	--------

ALL-TIME OUTDOOR TOP LIST				SEASON OUTDOOR TOP LIST			
RESULT	NAME	VENUE	DATE	RESULT	NAME	VENUE	2017
14:11.15	Tirunesh DIBABA (ETH)	Oslo (Bislett)	6 Jun 08	14:18.37	Hellen Onsando OBIRI (KEN)	Roma (Stadio Olimpico)	8 Jun
14:12.59	Almaz AYANA (ETH)	Roma (Stadio Olimpico)	2 Jun 16	14:25.22	Genzebe DIBABA (ETH)	Eugene (Hayward Field), OR	26 May
14:12.88	Meseret DEFAR (ETH)	Stockholm	22 Jul 08	14:31.76	Senbere TEFERI (ETH)	Shanghai (SS)	13 May
14:15.41	Genzebe DIBABA (ETH)	ris Saint-Denis (Stade de France)	4 Jul 15	14:33.09	Aqnes Jebet TIROP (KEN)	Roma (Stadio Olimpico)	8 Jun
14:18.37	Hellen Onsando OBIRI (KEN)	Roma (Stadio Olimpico)	8 Jun 17	14:33.32	Letesenbet GIDEY (ETH)	Roma (Stadio Olimpico)	8 Jun
14:20.87	Vivian Jepkemoi CHERUIYOT (KEN)	m (Olympiastadion)	29 Jul 11	14:36.80	Lilian Kasait RENGERUK (KEN)	Eugene (Hayward Field), OR	26 May
14:23.75	Liliya SHOBUKHOVA (RUS)	Kazan	19 Jul 08	14:36.82	Yasemin CAN (TUR)	Roma (Stadio Olimpico)	8 Jun
14:24.68	Elvan ABEYLEGESSE (TUR)	Bergen	11 Jun 04	14:40.29	Etenesh DIRO (ETH)	Roma (Stadio Olimpico)	8 Jun
14:28.09	Bo JIANG (CHN)	Shanghai	23 Oct 97	14:40.35	Almaz AYANA (ETH)	London	13 Aug
14:28.39	Sentayehu EJIGU (ETH)	ris Saint-Denis (Stade de France)	16 Jul 10	14:41.24	Sifan HASSAN (NED)	Eugene (Hayward Field), OR	26 May



SUMMARY



5000 Metres Women - Round 1

First 5 in each heat (Q) and the next 5 fastest (q) advance to the Final

RECORDS	RESULT	NAME	COUNTRY	AGE	VENUE	DATE
World Record WR	14:11.15	Tirunesh DIBABA	ETH	23	Oslo (Bislett)	6 Jun 2008
Championships Record CR	14:26.83	Almaz AYANA	ETH	24	Beijing (National Stadium)	30 Aug 2015
World Leading WL	14:18.37	Hellen Onsando OBIRI	KEN	28	Roma (Stadio Olimpico)	8 Jun 2017
Area Record AR		National Record NR		Personal Best PB		Season Best SB

10 August 2017

RANK	PLACE	HEAT	BIB	NAME	COUNTRY	DATE of BIRTH	RESULT	
1	1	1		Hellen Onsando OBIRI	KEN	13 Dec 89	14:56.70	Q
2	2	1		Almaz AYANA	ETH	21 Nov 91	14:57.06	Q SB
3	3	1		Senbere TEFERI	ETH	3 May 95	14:57.23	Q
4	4	1		Susan KRUMINS	NED	8 Jul 86	14:57.33	Q
5	5	1		Shannon ROWBURY	USA	19 Sep 84	14:57.55	Q SB
6	6	1		Sheila Chepkirui KIPROTICH	KEN	27 Dec 90	14:57.58	q PB
7	1	2		Letesenbet GIDEY	ETH	20 Mar 98	14:59.34	Q
8	7	1		Laura MUIR	GBR	9 May 93	14:59.34	q
9	2	2		Sifan HASSAN	NED	1 Jan 93	14:59.85	Q
10	3	2		Shelby HOULIHAN	USA	8 Feb 93	15:00.37	Q PB
11	4	2		Eilish MCCOLGAN	GBR	25 Nov 90	15:00.38	Q PB
12	5	2		Margaret Chelimo KIPKEMBOI	KEN	9 Feb 93	15:00.39	Q
13	6	2		Karoline Bjerkeli GRØVDAL	NOR	14 Jun 90	15:00.44	q SB
14	7	2		Molly HUDDLE	USA	31 Aug 84	15:03.60	q
15	8	2		Kalkidan GEZAHEGNE	BRN	8 May 91	15:07.19	q PB
16	8	1		Yasemin CAN	TUR	11 Dec 96	15:08.20	
17	9	1		Alina REH	GER	23 May 97	15:10.01	PB
18	9	2		Rina NABESHIMA	JPN	16 Dec 93	15:11.83	PB
19	10	2		Madeline HILLS	AUS	15 May 87	15:13.77	
20	10	1		Ana LOZANO	ESP	22 Feb 91	15:14.23	PB
21	11	1		Bontu REBITU	BRN	12 Dec 97	15:16.70	PB
22	12	1		Mercyline CHELANGAT	UGA	17 Dec 97	15:16.75	
23	13	1		Andrea SECCAFIEN	CAN	27 Aug 90	15:19.39	
24	11	2		Stella CHESANG	UGA	1 Dec 96	15:23.02	
25	12	2		Jessica O'CONNELL	CAN	10 Feb 89	15:23.16	
26	14	1		Ayuko SUZUKI	JPN	8 Oct 91	15:24.86	
27	15	1		Eloise WELLINGS	AUS	9 Nov 82	15:25.92	
28	13	2		Muriel CONEO	COL	15 Mar 87	15:26.18	NR
29	14	2		Heidi SEE	AUS	9 Aug 89	15:38.86	
30	16	1		Camille BUSCOMB	NZL	11 Jul 90	15:40.41	
31	15	2		Stephanie TWELL	GBR	17 Aug 89	15:41.29	
32	16	2		Yuliya SHMATENKO	UKR	10 Oct 91	16:40.36	
		2		Genzebe DIBABA	ETH	8 Feb 91	DNS	
		1		Sarah LAHTI	SWE	18 Feb 95	DNS	

SUMMARY
5000 Metres Women - Round 1

10 August 2017

RANK	PLACE	HEAT	BIB	NAME	COUNTRY	DATE of BIRTH	RESULT
------	-------	------	-----	------	---------	---------------	--------

ALL-TIME OUTDOOR TOP LIST				SEASON OUTDOOR TOP LIST			
RESULT	NAME	VENUE	DATE	RESULT	NAME	VENUE	2017
14:11.15	Tirunesh DIBABA (ETH)	Oslo (Bislett)	6 Jun 08	14:18.37	Hellen Onsando OBIRI (KEN)	Roma (Stadio Olimpico)	8 Jun
14:12.59	Almaz AYANA (ETH)	Roma (Stadio Olimpico)	2 Jun 16	14:25.22	Genzebe DIBABA (ETH)	Eugene (Hayward Field), OR	26 May
14:12.88	Meseret DEFAR (ETH)	Stockholm	22 Jul 08	14:31.76	Senbere TEFERI (ETH)	Shanghai (SS)	13 May
14:15.41	Genzebe DIBABA (ETH)	ris Saint-Denis (Stade de France)	4 Jul 15	14:33.09	Aqnes Jebet TIROP (KEN)	Roma (Stadio Olimpico)	8 Jun
14:18.37	Hellen Onsando OBIRI (KEN)	Roma (Stadio Olimpico)	8 Jun 17	14:33.32	Letesenbet GIDEY (ETH)	Roma (Stadio Olimpico)	8 Jun
14:20.87	Vivian Jepkemoi CHERUIYOT (KEN)	m (Olympiastadion)	29 Jul 11	14:36.80	Lilian Kasait RENGERUK (KEN)	Eugene (Hayward Field), OR	26 May
14:23.75	Liliya SHOBUKHOVA (RUS)	Kazan	19 Jul 08	14:36.82	Yasemin CAN (TUR)	Roma (Stadio Olimpico)	8 Jun
14:24.68	Elvan ABEYLEGESSE (TUR)	Bergen	11 Jun 04	14:40.29	Etenesh DIRO (ETH)	Roma (Stadio Olimpico)	8 Jun
14:28.09	Bo JIANG (CHN)	Shanghai	23 Oct 97	14:41.24	Sifan HASSAN (NED)	Eugene (Hayward Field), OR	26 May
14:28.39	Sentayehu EJIGU (ETH)	ris Saint-Denis (Stade de France)	16 Jul 10	14:43.89	Margaret Chelimo KIPKEMBOI (KEN)	Roma (Stadio Olimpico)	8 Jun



RACE ANALYSIS



5000 Metres Women - Round 1

First 5 in each heat (Q) and the next 5 fastest (q) advance to the Final

Heat 2 **2**

10 August 2017 18:56 START TIME

20° C TEMPERATURE 49 % HUMIDITY

PLACE	BIB	NAME	COUNTRY	DATE of BIRTH	RESULT
	1000m	2000m	3000m	4000m	
1	Letesenbet GIDEY		ETH	20 Mar 98	14:59.34
	3:08.81 (11) 3:04.13 (15)	6:12.94 (16) 3:03.91 (13)	9:16.08 (10) 3:03.14 (3)	12:15.99 (6) 2:59.91 (1)	2:43.35 (2)
2	Sifan HASSAN		NED	1 Jan 93	14:59.85
	3:08.03 (5)	6:11.94 (6) 3:03.91 (13)	9:15.79 (8) 3:03.85 (10)	12:15.75 (4) 2:59.96 (2)	2:44.10 (3)
3	Shelby HOULIHAN		USA	8 Feb 93	15:00.37 PB
	3:09.22 (15)	6:12.62 (12) 3:03.40 (4)	9:16.26 (12) 3:03.64 (7)	12:17.10 (9) 3:00.84 (8)	2:43.27 (1)
4	Eilish MCCOLGAN		GBR	25 Nov 90	15:00.38 PB
	3:08.88 (12)	6:11.49 (3) 3:02.61 (2)	9:15.29 (4) 3:03.80 (9)	12:15.80 (5) 3:00.51 (6)	2:44.58 (4)
5	Margaret Chelimo KIPKEMBOI		KEN	9 Feb 93	15:00.39
	3:08.26 (6)	6:11.98 (7) 3:03.72 (9)	9:15.06 (2) 3:03.08 (2)	12:15.39 (2) 3:00.33 (5)	2:45.00 (6)
6	Karoline Bjerkeli GRØVDAL		NOR	14 Jun 90	15:00.44 SB
	3:07.70 (3)	6:11.70 (5) 3:04.00 (14)	9:15.27 (3) 3:03.57 (6)	12:15.56 (3) 3:00.29 (4)	2:44.88 (5)
7	Molly HUDDLE		USA	31 Aug 84	15:03.60
	3:06.68 (1)	6:05.37 (1) 2:58.69 (1)	9:07.14 (1) 3:01.77 (1)	12:07.68 (1) 3:00.54 (7)	2:55.92 (9)
8	Kalkidan GEZAHEGNE		BRN	8 May 91	15:07.19 PB
	3:08.65 (9)	6:12.41 (10) 3:03.76 (11)	9:15.97 (9) 3:03.56 (5)	12:16.09 (7) 3:00.12 (3)	2:51.10 (7)
9	Rina NABESHIMA		JPN	16 Dec 93	15:11.83 PB
	3:07.47 (2)	6:11.67 (4) 3:04.20 (16)	9:15.71 (7) 3:04.04 (13)	12:16.93 (8) 3:01.22 (10)	2:54.90 (8)
10	Madeline HILLS		AUS	15 May 87	15:13.77
	3:08.52 (8)	6:12.18 (8) 3:03.66 (7)	9:16.13 (11) 3:03.95 (11)	12:17.21 (10) 3:01.08 (9)	2:56.56 (10)
11	Stella CHESANG		UGA	1 Dec 96	15:23.02
	3:08.45 (7)	6:12.19 (9) 3:03.74 (10)	9:15.56 (6) 3:03.37 (4)	12:18.73 (12) 3:03.17 (12)	3:04.29 (11)
12	Jessica O'CONNELL		CAN	10 Feb 89	15:23.16
	3:09.35 (16)	6:12.62 (13) 3:03.27 (3)	9:16.40 (13) 3:03.78 (8)	12:17.70 (11) 3:01.30 (11)	3:05.46 (12)
13	Muriel CONEO		COL	15 Mar 87	15:26.18 NR
	3:09.03 (13)	6:12.68 (14) 3:03.65 (5)	9:16.67 (14) 3:03.99 (12)	12:20.69 (13) 3:04.02 (13)	3:05.49 (13)
14	Heidi SEE		AUS	9 Aug 89	15:38.86
	3:08.77 (10)	6:12.42 (11) 3:03.65 (5)	9:17.17 (15) 3:04.75 (15)	12:28.14 (15) 3:10.97 (15)	3:10.72 (14)
15	Stephanie TWELL		GBR	17 Aug 89	15:41.29
	3:07.78 (4)	6:11.47 (2) 3:03.69 (8)	9:15.54 (5) 3:04.07 (14)	12:21.75 (14) 3:06.21 (14)	3:19.54 (15)
16	Yuliya SHMATENKO		UKR	10 Oct 91	16:40.36
	3:09.04 (14)	6:12.93 (15) 3:03.89 (12)	9:31.15 (16) 3:18.22 (16)	13:02.97 (16) 3:31.82 (16)	3:37.39 (16)



RESULTS



5000 Metres Women - Round 1

First 5 in each heat (Q) and the next 5 fastest (q) advance to the Final

RECORDS	RESULT	NAME	COUNTRY	AGE	VENUE	DATE
World Record WR	14:11.15	Tirunesh DIBABA	ETH	23	Oslo (Bislett)	6 Jun 2008
Championships Record CR	14:26.83	Almaz AYANA	ETH	24	Beijing (National Stadium)	30 Aug 2015
World Leading WL	14:18.37	Hellen Onsando OBIRI	KEN	28	Roma (Stadio Olimpico)	8 Jun 2017
Area Record AR		National Record NR		Personal Best PB		Season Best SB

Heat 1 **2** 10 August 2017 18:30 START TIME 20° C TEMPERATURE 49% HUMIDITY

PLACE	NAME	COUNTRY	DATE OF BIRTH	ORDER	RESULT	
1	Hellen Onsando OBIRI	KEN	13 Dec 89	2	14:56.70	Q
2	Almaz AYANA	ETH	21 Nov 91	9	14:57.06	Q SB
3	Senbere TEFERI	ETH	3 May 95	11	14:57.23	Q
4	Susan KRUMINS	NED	8 Jul 86	6	14:57.33	Q
5	Shannon ROWBURY	USA	19 Sep 84	16	14:57.55	Q SB
6	Sheila Chepkirui KIPROTICH	KEN	27 Dec 90	15	14:57.58	q PB
7	Laura MUIR	GBR	9 May 93	8	14:59.34 (.338)	q
8	Yasemin CAN	TUR	11 Dec 96	7	15:08.20	
9	Alina REH	GER	23 May 97	3	15:10.01	PB
10	Ana LOZANO	ESP	22 Feb 91	13	15:14.23	PB
11	Bontu REBITU	BRN	12 Dec 97	5	15:16.70	PB
12	Mercyline CHELANGAT	UGA	17 Dec 97	1	15:16.75	
13	Andrea SECCAFIEN	CAN	27 Aug 90	14	15:19.39	
14	Ayuko SUZUKI	JPN	8 Oct 91	17	15:24.86	
15	Eloise WELLINGS	AUS	9 Nov 82	10	15:25.92	
16	Camille BUSCOMB	NZL	11 Jul 90	4	15:40.41	
	Sarah LAHTI	SWE	18 Feb 95	12	DNS	

INTERMEDIATE TIMES			
1000m	4157	Camille BUSCOMB	3:04.79
2000m	4064	Ayuko SUZUKI	6:08.00
3000m	4086	Hellen Onsando OBIRI	9:13.47
4000m	4086	Hellen Onsando OBIRI	12:12.40

RESULTS
5000 Metres Women - Round 1

Heat 2

2

10 August 2017 18:56 START TIME

20° C TEMPERATURE 49 % HUMIDITY

PLACE	NAME	COUNTRY	DATE OF BIRTH	ORDER	RESULT
1	Letesenbet GIDEY	ETH	20 Mar 98	3	14:59.34 (.331) Q
2	Sifan HASSAN	NED	1 Jan 93	15	14:59.85 Q
3	Shelby HOULIHAN	USA	8 Feb 93	9	15:00.37 Q PB
4	Eilish MCCOLGAN	GBR	25 Nov 90	1	15:00.38 Q PB
5	Margaret Chelimo KIPKEMBOI	KEN	9 Feb 93	10	15:00.39 Q
6	Karoline Bjerkei GRØVDAL	NOR	14 Jun 90	12	15:00.44 q SB
7	Molly HUDDLE	USA	31 Aug 84	11	15:03.60 q
8	Kalkidan GEZAHEGNE	BRN	8 May 91	5	15:07.19 q PB
9	Rina NABESHIMA	JPN	16 Dec 93	2	15:11.83 PB
10	Madeline HILLS	AUS	15 May 87	7	15:13.77
11	Stella CHESANG	UGA	1 Dec 96	13	15:23.02
12	Jessica O'CONNELL	CAN	10 Feb 89	14	15:23.16
13	Muriel CONEO	COL	15 Mar 87	17	15:26.18 NR
14	Heidi SEE	AUS	9 Aug 89	8	15:38.86
15	Stephanie TWELL	GBR	17 Aug 89	4	15:41.29
16	Yuliya SHMATENKO	UKR	10 Oct 91	16	16:40.36
	Genzebe DIBABA	ETH	8 Feb 91	6	DNS

INTERMEDIATE TIMES	1000m	4343	Molly HUDDLE	3:06.68
	2000m	4343	Molly HUDDLE	6:05.37
	3000m	4343	Molly HUDDLE	9:07.14
	4000m	4343	Molly HUDDLE	12:07.68

ALL-TIME OUTDOOR TOP LIST

RESULT	NAME	VENUE	DATE
14:11.15	Tirunesh DIBABA (ETH)	Oslo (Bislett)	6 Jun 08
14:12.59	Almaz AYANA (ETH)	Roma (Stadio Olimpico)	2 Jun 16
14:12.88	Meseret DEFAR (ETH)	Stockholm	22 Jul 08
14:15.41	Genzebe DIBABA (ETH)	ris Saint-Denis (Stade de France)	4 Jul 15
14:18.37	Hellen Onsando OBIRI (KEN)	Roma (Stadio Olimpico)	8 Jun 17
14:20.87	Vivian Jepkemoi CHERUIYOT (KEN)	m (Olympiastadion)	29 Jul 11
14:23.75	Liliya SHOBUKHOVA (RUS)	Kazan	19 Jul 08
14:24.68	Elvan ABEYLEGESSE (TUR)	Bergen	11 Jun 04
14:28.09	Bo JIANG (CHN)	Shanghai	23 Oct 97
14:28.39	Sentayehu EJIGU (ETH)	ris Saint-Denis (Stade de France)	16 Jul 10

SEASON OUTDOOR TOP LIST

RESULT	NAME	VENUE	2017
14:18.37	Hellen Onsando OBIRI (KEN)	Roma (Stadio Olimpico)	8 Jun
14:25.22	Genzebe DIBABA (ETH)	Eugene (Hayward Field), OR	26 May
14:31.76	Senbere TEFERI (ETH)	Shanghai (SS)	13 May
14:33.09	Aqnes Jebet TIROP (KEN)	Roma (Stadio Olimpico)	8 Jun
14:33.32	Letesenbet GIDEY (ETH)	Roma (Stadio Olimpico)	8 Jun
14:36.80	Lilian Kasait RENGERUK (KEN)	Eugene (Hayward Field), OR	26 May
14:36.82	Yasemin CAN (TUR)	Roma (Stadio Olimpico)	8 Jun
14:40.29	Etenesh DIRO (ETH)	Roma (Stadio Olimpico)	8 Jun
14:41.24	Sifan HASSAN (NED)	Eugene (Hayward Field), OR	26 May
14:43.89	Margaret Chelimo KIPKEMBOI (KEN)	Roma (Stadio Olimpico)	8 Jun

RESULTS



10,000 Metres Women - Final

RECORDS	RESULT	NAME	COUNTRY	AGE	VENUE	DATE
World Record WR	29:17.45	Almaz AYANA	ETH	25	Rio de Janeiro (Estádio Olímpico)	12 Aug 2016
Championships Record CR	30:04.18	Berhane ADERE	ETH	30	Paris Saint-Denis (Stade de France)	23 Aug 2003
World Leading WL	30:16.32	Almaz AYANA	ETH	26	London	5 Aug 2017
Area Record AR		National Record NR		Personal Best PB		Season Best SB

5 August 2017 20:12 START TIME 20° C TEMPERATURE 46 % HUMIDITY

PLACE	NAME	COUNTRY	DATE OF BIRTH	ORDER	RESULT	
1	Almaz AYANA	ETH	21 Nov 91	17	30:16.32	WL
2	Tirunesh DIBABA	ETH	1 Jun 85	20	31:02.69	SB
3	Agnes Jebet TIROP	KEN	23 Oct 95	11	31:03.50	PB
4	Alice Aprot NAWOWUNA	KEN	2 Jan 94	27	31:11.86	SB
5	Susan KRUMINS	NED	8 Jul 86	28	31:20.24	PB
6	Emily INFELD	USA	21 Mar 90	23	31:20.45	PB
7	Irene Chepet CHEPTAI	KEN	4 Feb 92	3	31:21.11	SB
8	Molly HUDDLE	USA	31 Aug 84	15	31:24.78	
9	Emily SISSON	USA	12 Oct 91	19	31:26.36	
10	Ayuko SUZUKI	JPN	8 Oct 91	29	31:27.30	SB
11	Yasemin CAN	TUR	11 Dec 96	7	31:35.48	
12	Shitaye ESHETE	BRN	21 May 90	13	31:38.66	SB
13	Mercyline CHELANGAT	UGA	17 Dec 97	14	31:40.48	PB
14	Dera DIDA	ETH	26 Oct 96	1	31:51.75	
15	Desi MOKONIN	BRN	12 Jul 97	2	31:55.34	
16	Natasha WODAK	CAN	17 Dec 81	4	31:55.47	SB
17	Daria MASLOVA	KGZ	6 May 95	26	31:57.23	SB
18	Sitora KHAMIDOVA	UZB	12 May 89	12	31:57.42	NR
19	Mizuki MATSUDA	JPN	31 May 95	32	31:59.54	
20	Rachel CLIFF	CAN	1 Apr 88	31	32:00.03	PB
21	Beth POTTER	GBR	27 Dec 91	22	32:15.88	
22	Eloise WELLINGS	AUS	9 Nov 82	25	32:26.31	SB
23	Failuna Abdi MATANGA	TAN	28 Oct 92	10	32:29.97	
24	Miyuki UEHARA	JPN	22 Nov 95	5	32:31.58	
25	Salome NYIRARUKUNDO	RWA	20 Dec 97	21	32:45.95	SB
26	Madeline HILLS	AUS	15 May 87	9	32:48.57	
27	Charlotte TAYLOR	GBR	17 Jan 94	8	32:51.33	
28	Carla Salomé ROCHA	POR	25 Apr 90	33	32:52.71	
29	Margarita HERNÁNDEZ	MEX	3 Dec 85	30	33:06.53	
30	Camille BUSCOMB	NZL	11 Jul 90	18	33:07.53	
31	Carmen Patricia MARTÍNEZ	PAR	26 Dec 82	24	33:18.22	NR
	Sarah LAHTI	SWE	18 Feb 95	16	DNF	
	Jess MARTIN	GBR	1 Oct 92	6	DNF	

INTERMEDIATE TIMES	1000m	4384 Sitora KHAMIDOVA	3:30.03
	2000m	4384 Sitora KHAMIDOVA	6:48.76
	3000m	4384 Sitora KHAMIDOVA	9:59.21
	4000m	3839 Almaz AYANA	13:02.20
	5000m	3839 Almaz AYANA	15:51.38
	6000m	3839 Almaz AYANA	18:42.97
	7000m	3839 Almaz AYANA	21:35.19
	8000m	3839 Almaz AYANA	24:30.03
	9000m	3839 Almaz AYANA	27:26.83

RESULTS
10,000 Metres Women - Final

ALL-TIME OUTDOOR TOP LIST				SEASON OUTDOOR TOP LIST			
RESULT	NAME	VENUE	DATE	RESULT	NAME	VENUE	2017
29:17.45	Almaz AYANA (ETH)	Rio de Janeiro (Estádio Olímpico)	12 Aug 16	30:16.32	Almaz AYANA (ETH)	London	5 Aug
29:31.78	Junxia WANG (CHN)	Beijing (NOCAS)	8 Sep 93	30:40.87	Gelete BURKA (ETH)	Hengelo (Blankers-Koen Stadion)	10 Jun
29:32.53	Vivian Jepkemoi CHERUIYOT (KEN)	(Estádio Olímpico)	12 Aug 16	30:41.68	Senbere TEFERI (ETH)	Hengelo (Blankers-Koen Stadion)	10 Jun
29:42.56	Tirunesh DIBABA (ETH)	Rio de Janeiro (Estádio Olímpico)	12 Aug 16	30:44.57	Belaynesh OLJIRA (ETH)	Hengelo (Blankers-Koen Stadion)	10 Jun
29:53.51	Alice Aprot NAWOWUNA (KEN)	neiro (Estádio Olímpico)	12 Aug 16	30:56.48	Dera DIDA (ETH)	Hengelo (Blankers-Koen Stadion)	10 Jun
29:53.80	Meselech MELKAMU (ETH)	Utrecht	14 Jun 09	31:02.69	Tirunesh DIBABA (ETH)	London	5 Aug
29:59.20	Meseret DEFAR (ETH)	Birmingham, GBR	11 Jul 09	31:03.50	Aqnes Jebet TIROP (KEN)	London	5 Aug
30:01.09	Paula RADCLIFFE (GBR)	München	6 Aug 02	31:05.14	Rahma TUSA (ETH)	Hengelo (Blankers-Koen Stadion)	10 Jun
30:04.18	Berhane ADERE (ETH)	aris Saint-Denis (Stade de France)	23 Aug 03	31:07.56	Veronica Nyaruai WANJIRU (KEN)	o (Blankers-Koen Stadion)	10 Jun
30:07.15	Werknesh KIDANE (ETH)	Saint-Denis (Stade de France)	23 Aug 03	31:11.86	Alice Aprot NAWOWUNA (KEN)	London	5 Aug

RACE ANALYSIS

10,000 Metres Women - Final



5 August 2017 20:12 START TIME 20° C 46 %
TEMPERATURE HUMIDITY

PLACE	BIB	NAME	COUNTRY	DATE of BIRTH	RESULT						
		1000m	2000m	3000m	4000m	5000m	6000m	7000m	8000m	9000m	
1		Almaz AYANA	ETH	21 Nov 91	30:16.32 WL						
	3:30.38 (6)	6:48.87 (2) 3:18.49 (3)	9:59.47 (2) 3:10.60 (18)	13:02.20 (1) 3:02.73 (2)	15:51.38 (1) 2:49.18 (1)	18:42.97 (1) 2:51.59 (1)	21:35.19 (1) 2:52.22 (1)	24:30.03 (1) 2:54.84 (1)	27:26.83 (1) 2:56.80 (1)	2:49.49 (1)	
2		Tirunesh DIBABA	ETH	1 Jun 85	31:02.69 SB						
	3:31.43 (20)	6:50.31 (17) 3:18.88 (8)	9:59.68 (3) 3:09.37 (1)	13:04.34 (6) 3:04.66 (8)	16:00.64 (6) 2:56.30 (3)	19:00.50 (6) 2:59.86 (3)	22:02.60 (4) 3:02.10 (2)	25:08.30 (5) 3:05.70 (11)	28:12.71 (4) 3:04.41 (8)	2:49.98 (2)	
3		Agnes Jebet TIROP	KEN	23 Oct 95	31:03.50 PB						
	3:30.64 (10)	6:49.73 (9) 3:19.09 (13)	10:00.19 (10) 3:10.46 (13)	13:03.21 (3) 3:03.02 (3)	16:00.24 (5) 2:57.03 (7)	19:00.06 (4) 2:59.82 (2)	22:02.36 (3) 3:02.30 (3)	25:07.98 (3) 3:05.62 (10)	28:12.18 (2) 3:04.20 (7)	2:51.32 (3)	
4		Alice Aprot NAWOWUNA	KEN	2 Jan 94	31:11.86 SB						
	3:30.33 (4)	6:49.19 (4) 3:18.86 (7)	9:59.78 (4) 3:10.59 (16)	13:03.45 (4) 3:03.67 (5)	15:59.78 (3) 2:56.33 (4)	18:59.81 (2) 3:00.03 (4)	22:02.16 (2) 3:02.35 (4)	25:07.73 (2) 3:05.57 (9)	28:12.43 (3) 3:04.70 (9)	2:59.43 (8)	
5		Susan KRUMINS	NED	8 Jul 86	31:20.24 PB						
	3:31.43 (21)	6:50.27 (16) 3:18.84 (6)	10:00.96 (17) 3:10.69 (20)	13:05.98 (11) 3:05.02 (9)	16:07.98 (10) 3:02.00 (9)	19:13.94 (9) 3:05.96 (11)	22:21.61 (10) 3:07.67 (10)	25:25.25 (7) 3:03.64 (3)	28:27.48 (8) 3:02.23 (4)	2:52.76 (5)	
6		Emily INFELD	USA	21 Mar 90	31:20.45 PB						
	3:31.71 (24)	6:50.64 (20) 3:18.93 (10)	10:01.09 (19) 3:10.45 (11)	13:06.12 (12) 3:05.03 (10)	16:08.22 (11) 3:02.10 (10)	19:14.18 (11) 3:05.96 (11)	22:21.95 (13) 3:07.77 (13)	25:25.50 (8) 3:03.55 (2)	28:27.70 (9) 3:02.20 (3)	2:52.75 (4)	
7		Irene Chepet CHEPTAI	KEN	4 Feb 92	31:21.11 SB						
	3:30.53 (8)	6:49.44 (6) 3:18.91 (9)	9:59.96 (6) 3:10.52 (14)	13:03.45 (5) 3:03.49 (4)	15:59.99 (4) 2:56.54 (6)	19:00.23 (5) 3:00.24 (5)	22:02.86 (6) 3:02.63 (5)	25:08.06 (4) 3:05.20 (7)	28:15.34 (5) 3:07.28 (10)	3:05.77 (15)	
8		Molly HUDDLE	USA	31 Aug 84	31:24.78						
	3:31.15 (17)	6:49.58 (7) 3:18.43 (2)	10:00.34 (12) 3:10.76 (21)	13:05.55 (10) 3:05.21 (11)	16:07.74 (9) 3:02.19 (12)	19:13.65 (8) 3:05.91 (10)	22:21.38 (7) 3:07.73 (11)	25:25.68 (9) 3:04.30 (6)	28:28.09 (10) 3:02.41 (5)	2:56.69 (6)	
9		Emily SISSON	USA	12 Oct 91	31:26.36						
	3:32.19 (29)	6:51.70 (30) 3:19.51 (25)	10:01.69 (24) 3:09.99 (5)	13:08.73 (21) 3:07.04 (22)	16:10.48 (15) 3:01.75 (8)	19:14.98 (14) 3:04.50 (8)	22:22.07 (14) 3:07.09 (8)	25:26.22 (11) 3:04.15 (5)	28:29.24 (11) 3:03.02 (6)	2:57.12 (7)	
10		Ayuko SUZUKI	JPN	8 Oct 91	31:27.30 SB						
	3:30.90 (14)	6:49.98 (13) 3:19.08 (12)	10:00.81 (16) 3:10.83 (24)	13:07.81 (17) 3:07.00 (18)	16:10.26 (13) 3:02.45 (13)	19:14.73 (13) 3:04.47 (7)	22:21.89 (12) 3:07.16 (9)	25:25.98 (10) 3:04.09 (4)	28:27.25 (6) 3:01.27 (2)	3:00.05 (9)	
11		Yasemin CAN	TUR	11 Dec 96	31:35.48						
	3:30.34 (5)	6:49.05 (3) 3:18.71 (4)	10:00.02 (7) 3:10.97 (26)	13:02.44 (2) 3:02.42 (1)	15:57.34 (2) 2:54.90 (2)	19:00.00 (3) 3:02.66 (6)	22:02.82 (5) 3:02.82 (6)	25:15.71 (6) 3:12.89 (20)	28:27.34 (7) 3:11.63 (18)	3:08.14 (18)	
12		Shitaye ESHETE	BRN	21 May 90	31:38.66 SB						
	3:30.04 (2)	6:49.29 (5) 3:19.25 (15)	10:00.13 (8) 3:10.84 (25)	13:04.71 (8) 3:04.58 (7)	16:01.18 (7) 2:56.47 (5)	19:10.51 (7) 3:09.33 (21)	22:21.57 (9) 3:11.06 (21)	25:27.34 (13) 3:05.77 (12)	28:35.59 (12) 3:08.25 (11)	3:03.07 (11)	
13		Mercyline CHELANGAT	UGA	17 Dec 97	31:40.48 PB						
	3:30.83 (13)	6:50.14 (15) 3:19.31 (19)	10:00.58 (14) 3:10.44 (10)	13:06.38 (13) 3:05.80 (13)	16:09.42 (12) 3:03.04 (14)	19:14.02 (10) 3:04.60 (9)	22:21.77 (11) 3:07.75 (12)	25:27.04 (12) 3:05.27 (8)	28:35.80 (13) 3:08.76 (12)	3:04.68 (13)	
14		Dera DIDA	ETH	26 Oct 96	31:51.75						
	3:30.81 (12)	6:50.39 (18) 3:19.58 (27)	10:00.17 (9) 3:09.78 (3)	13:04.62 (7) 3:04.45 (6)	16:06.74 (8) 3:02.12 (11)	19:14.52 (12) 3:07.78 (14)	22:21.41 (8) 3:06.89 (7)	25:30.20 (14) 3:08.79 (13)	28:42.51 (14) 3:12.31 (19)	3:09.24 (19)	
15		Desi MOKONIN	BRN	12 Jul 97	31:55.34						
16		Natasha WODAK	CAN	17 Dec 81	31:55.47 SB						
	3:32.00 (27)	6:51.35 (28) 3:19.35 (21)	10:01.91 (27) 3:10.56 (15)	13:08.91 (22) 3:07.00 (18)	16:12.80 (22) 3:03.89 (16)	19:20.79 (17) 3:07.99 (15)	22:30.39 (16) 3:09.60 (17)	25:42.76 (18) 3:12.37 (18)	28:52.80 (16) 3:10.04 (13)	3:02.67 (10)	



RACE ANALYSIS
10,000 Metres Women - Final

PLACE	BIB	NAME	COUNTRY					DATE of BIRTH	RESULT
1000m	2000m	3000m	4000m	5000m	6000m	7000m	8000m	9000m	
17		Daria MASLOVA	KGZ					6 May 95	31:57.23 SB
3:32.29 (31)	6:51.71 (31) 3:19.42 (24)	10:01.50 (23) 3:09.79 (4)	13:08.51 (20) 3:07.01 (20)	16:12.76 (21) 3:04.25 (18)	19:21.29 (21) 3:08.53 (16)	22:30.98 (21) 3:09.69 (18)	25:42.65 (17) 3:11.67 (14)	28:53.01 (18) 3:10.36 (17)	3:04.22 (12)
18		Sitora KHAMIDOVA	UZB					12 May 89	31:57.42 NR
3:30.03 (1)	6:48.76 (1) 3:18.73 (5)	9:59.21 (1) 3:10.45 (11)	13:08.12 (18) 3:08.91 (27)	16:13.08 (23) 3:04.96 (20)	19:20.57 (16) 3:07.49 (13)	22:30.33 (15) 3:09.76 (19)	25:42.39 (15) 3:12.06 (16)	28:52.44 (15) 3:10.05 (14)	3:04.98 (14)
19		Mizuki MATSUDA	JPN					31 May 95	31:59.54
3:30.49 (7)	6:50.11 (14) 3:19.62 (29)	9:59.87 (5) 3:09.76 (2)	13:05.29 (9) 3:05.42 (12)	16:10.41 (14) 3:05.12 (21)	19:20.42 (15) 3:10.01 (22)	22:30.79 (19) 3:10.37 (20)	25:43.08 (20) 3:12.29 (17)	28:53.37 (19) 3:10.29 (15)	3:06.17 (16)
20		Rachel CLIFF	CAN					1 Apr 88	32:00.03 PB
3:31.59 (23)	6:51.31 (27) 3:19.72 (30)	10:02.08 (29) 3:10.77 (22)	13:09.09 (24) 3:07.01 (20)	16:12.55 (19) 3:03.46 (15)	19:21.16 (20) 3:08.61 (18)	22:30.58 (18) 3:09.42 (15)	25:42.50 (16) 3:11.92 (15)	28:52.84 (17) 3:10.34 (16)	3:07.19 (17)
21		Beth POTTER	GBR					27 Dec 91	32:15.88
3:31.40 (19)	6:50.97 (24) 3:19.57 (26)	10:01.23 (20) 3:10.26 (7)	13:08.17 (19) 3:06.94 (17)	16:12.07 (17) 3:03.90 (17)	19:21.05 (19) 3:08.98 (20)	22:30.54 (17) 3:09.49 (16)	25:42.95 (19) 3:12.41 (19)	29:00.02 (20) 3:17.07 (20)	3:15.86 (25)
22		Eloise WELLINGS	AUS					9 Nov 82	32:26.31 SB
3:31.19 (18)	6:50.46 (19) 3:19.27 (18)	10:00.78 (15) 3:10.32 (8)	13:07.39 (15) 3:06.61 (16)	16:12.57 (20) 3:05.18 (22)	19:21.53 (22) 3:08.96 (19)	22:30.91 (20) 3:09.38 (14)	25:47.45 (21) 3:16.54 (21)	29:11.65 (21) 3:24.20 (28)	3:14.66 (23)
23		Failuna Abdi MATANGA	TAN					28 Oct 92	32:29.97
24		Miyuki UEHARA	JPN					22 Nov 95	32:31.58
3:30.56 (9)	6:49.94 (12) 3:19.38 (22)	10:01.06 (18) 3:11.12 (29)	13:07.65 (16) 3:06.59 (15)	16:12.36 (18) 3:04.71 (19)	19:20.89 (18) 3:08.53 (16)	22:34.90 (22) 3:14.01 (22)	25:57.51 (22) 3:22.61 (27)	29:19.07 (22) 3:21.56 (26)	3:12.51 (21)
25		Salome NYIRARUKUNDO	RWA					20 Dec 97	32:45.95 SB
3:30.74 (11)	6:49.75 (10) 3:19.01 (11)	10:00.34 (11) 3:10.59 (16)	13:08.94 (23) 3:08.60 (25)	16:16.35 (24) 3:07.41 (24)	19:28.79 (24) 3:12.44 (23)	22:44.12 (23) 3:15.33 (23)	26:02.37 (23) 3:18.25 (22)	29:23.49 (23) 3:21.12 (24)	3:22.46 (29)
26		Madeline HILLS	AUS					15 May 87	32:48.57
3:31.84 (25)	6:49.93 (11) 3:18.09 (1)	10:00.53 (13) 3:10.60 (18)	13:06.78 (14) 3:06.25 (14)	16:12.06 (16) 3:05.28 (23)	19:27.20 (23) 3:15.14 (25)	22:50.81 (24) 3:23.61 (29)	26:17.22 (25) 3:26.41 (29)	29:38.12 (26) 3:20.90 (22)	3:10.45 (20)
27		Charlotte TAYLOR	GBR					17 Jan 94	32:51.33
3:31.56 (22)	6:50.89 (23) 3:19.33 (20)	10:01.28 (22) 3:10.39 (9)	13:09.87 (25) 3:08.59 (24)	16:19.63 (25) 3:09.76 (25)	19:33.80 (25) 3:14.17 (24)	22:51.96 (25) 3:18.16 (25)	26:11.66 (24) 3:19.70 (23)	29:33.24 (24) 3:21.58 (27)	3:18.09 (27)
28		Carla Salomé ROCHA	POR					25 Apr 90	32:52.71
3:30.22 (3)	6:49.62 (8) 3:19.40 (23)	10:01.26 (21) 3:11.64 (30)	13:11.24 (28) 3:09.98 (28)	16:25.12 (28) 3:13.88 (28)	19:41.18 (28) 3:16.06 (27)	22:58.73 (27) 3:17.55 (24)	26:18.49 (26) 3:19.76 (24)	29:37.78 (25) 3:19.29 (21)	3:14.93 (24)
29		Margarita HERNÁNDEZ	MEX					3 Dec 85	33:06.53
3:31.97 (26)	6:51.23 (26) 3:19.26 (16)	10:02.33 (30) 3:11.10 (28)	13:13.64 (29) 3:11.31 (29)	16:28.85 (29) 3:15.21 (29)	19:46.65 (29) 3:17.80 (28)	23:07.50 (29) 3:20.85 (26)	26:29.45 (28) 3:21.95 (25)	29:50.44 (28) 3:20.99 (23)	3:16.09 (26)
30		Camille BUSCOMB	NZL					11 Jul 90	33:07.53
3:32.02 (28)	6:51.16 (25) 3:19.14 (14)	10:01.95 (28) 3:10.79 (23)	13:10.18 (26) 3:08.23 (23)	16:20.71 (26) 3:10.53 (26)	19:36.70 (26) 3:15.99 (26)	22:57.88 (26) 3:21.18 (28)	26:23.65 (27) 3:25.77 (28)	29:48.50 (27) 3:24.85 (29)	3:19.03 (28)
31		Carmen Patricia MARTÍNEZ	PAR					26 Dec 82	33:18.22 NR
3:30.96 (15)	6:50.84 (22) 3:19.88 (31)	10:02.79 (31) 3:11.95 (31)	13:19.64 (30) 3:16.85 (30)	16:38.95 (30) 3:19.31 (30)	20:00.45 (30) 3:21.50 (30)	23:21.54 (30) 3:21.09 (27)	26:43.66 (29) 3:22.12 (26)	30:04.98 (29) 3:21.32 (25)	3:13.24 (22)
		Jess MARTIN	GBR					1 Oct 92	DNF
3:32.25 (30)	6:51.51 (29) 3:19.26 (16)	10:01.70 (26) 3:10.19 (6)	13:10.46 (27) 3:08.76 (26)	16:21.02 (27) 3:10.56 (27)	19:39.46 (27) 3:18.44 (29)	23:04.04 (28) 3:24.58 (30)			
		Sarah LAHTI	SWE					18 Feb 95	DNF
3:31.14 (16)	6:50.72 (21) 3:19.58 (27)	10:01.70 (25) 3:10.98 (27)							

RESULTS



Marathon Women - Final

RECORDS	RESULT	NAME	COUNTRY	AGE	VENUE	DATE
World Record Women Only WRwo	2:17:01	Mary Jepkosgei KEITANY	KEN	35	London	23 Apr 2017
Championships Record CR	2:20:57	Paula RADCLIFFE	GBR	32	Helsinki (Olympic Stadium)	14 Aug 2005
World Leading WL	2:17:01	Mary Jepkosgei KEITANY	KEN	35	London	23 Apr 2017
Area Record AR		National Record NR		Personal Best PB		Season Best SB

6 August 2017 14:00 START TIME 19° C TEMPERATURE 56 % HUMIDITY
17:44 END TIME

PLACE	NAME	COUNTRY	DATE OF BIRTH	RESULT	
1	Rose CHELIMO	BRN	12 Jul 89	2:27:11	SB
2	Edna Ngeringwony KIPLAGAT	KEN	15 Nov 79	2:27:18	SB + 7
3	Amy CRAGG	USA	21 Jan 84	2:27:18	SB + 7
4	Flomena Cheyech DANIEL	KEN	5 Jul 82	2:27:21	+ 10
5	Shure DEMISE	ETH	21 Jan 96	2:27:58	+ 47
6	Eunice Jepkirui KIRWA	BRN	20 May 84	2:28:17	+ 1:06
7	Helah Jelagat KIPROP	KEN	7 Apr 85	2:28:19	+ 1:08
8	Mare DIBABA	ETH	20 Oct 89	2:28:49	SB + 1:38
9	Jessica TRENGOVE	AUS	15 Aug 87	2:28:59	+ 1:48
10	Berhane DIBABA	ETH	11 Sep 93	2:29:01	+ 1:50
11	Serena BURLA	USA	27 Sep 82	2:29:32	+ 2:21
12	Aselefech MERGIA	ETH	23 Jan 85	2:29:43	+ 2:32
13	Charlotte PURDUE	GBR	10 Jun 91	2:29:48	+ 2:37
14	Eva VRABCOVÁ NÝVLTOVÁ	CZE	6 Feb 86	2:29:56	PB + 2:45
15	Hye-Gyong KIM	PRK	9 Mar 93	2:30:29	SB + 3:18
16	Mao KIYOTA	JPN	12 Sep 93	2:30:36	+ 3:25
17	Yuka ANDO	JPN	16 Mar 94	2:31:31	+ 4:20
18	Alyson DIXON	GBR	24 Sep 78	2:31:36	+ 4:25
19	Helalia JOHANNES	NAM	13 Aug 80	2:32:01	+ 4:50
20	Sinead DIVER	AUS	17 Feb 77	2:33:26	+ 6:15
21	Marta ESTEBAN	ESP	6 Nov 82	2:33:37	SB + 6:26
22	Fate TOLA	GER	22 Oct 87	2:33:39	+ 6:28
23	Izabela TRZASKALSKA	POL	9 Jan 88	2:35:03	+ 7:52
24	Milly CLARK	AUS	1 Mar 89	2:35:27	SB + 8:16
25	Anne-Mari HYRYLÄINEN	FIN	15 Aug 78	2:35:33	+ 8:22
26	Inés MELCHOR	PER	30 Aug 86	2:35:34	+ 8:23
27	Risa SHIGETOMO	JPN	29 Aug 87	2:36:03	+ 8:52
28	Filomena COSTA	POR	22 Feb 85	2:36:42	SB + 9:31
29	Un-Ok JO	PRK	29 Aug 92	2:36:46	+ 9:35
30	Beata NAIGAMBO	NAM	11 Mar 80	2:37:24	SB + 10:13
31	Ilona MARHELE	LAT	5 Apr 86	2:37:40	PB + 10:29
32	Rosa CHACHA	ECU	8 Dec 82	2:37:50	+ 10:39
33	Claire MCCARTHY	IRL	29 Jun 76	2:38:26	SB + 11:15
34	Kyunghee LIM	KOR	16 Nov 82	2:38:38	+ 11:27
35	Dagmara HANDZLIK	CYP	20 Feb 86	2:38:52	NR + 11:41
36	Katarzyna KOWALSKA	POL	7 Apr 85	2:39:39	+ 12:28
37	Lindsay FLANAGAN	USA	24 Jan 91	2:39:47	SB + 12:36
38	Seongeun KIM	KOR	24 Feb 89	2:39:52	+ 12:41
39	Katharina HEINIG	GER	22 Aug 89	2:39:59	SB + 12:48
40	Mapaseka MAKHANYA	RSA	9 Apr 85	2:40:15	SB + 13:04
41	Lornah Chemtai KORLIMA	ISR	12 Dec 88	2:40:22	SB + 13:11
42	Viktoriiia POLIUDINA	KGZ	29 Jun 89	2:40:28	PB + 13:17
43	Tracy BARLOW	GBR	18 Jun 85	2:41:03	+ 13:52



RESULTS
Marathon Women

44	Darya MYKHAYLOVA	UKR	29 Apr 89	2:41:29		+ 14:18
45	Vaida ŽUSINAITE	LTU	13 Jan 88	2:41:44	SB	+ 14:33
46	Paula GONZÁLEZ	ESP	2 May 85	2:42:47		+ 15:36
47	Rutendo Joan NYAHORA	ZIM	11 Nov 88	2:42:53	SB	+ 15:42
48	Tetyana VERNYHOR	UKR	23 Jan 83	2:43:12		+ 16:01
49	Wilma ARIZAPANA	PER	1 Oct 82	2:43:13		+ 16:02
50	Lavinia HAITOPE	NAM	3 Mar 90	2:44:02		+ 16:51
51	Tarah KORIR	CAN	1 May 87	2:44:30		+ 17:19
52	Khishigsaikhan GALBADRAKH	MGL	28 Aug 90	2:44:48		+ 17:37
53	Anita KAŽEMAKA	LAT	30 May 90	2:44:49	SB	+ 17:38
54	Kyungsun CHOI	KOR	16 Mar 92	2:45:46		+ 18:35
55	Dailín BELMONTE	CUB	15 Oct 85	2:46:15	SB	+ 19:04
56	Sara RAMADHANI	TAN	30 Dec 87	2:46:23		+ 19:12
57	Bojana BJELJAC	CRO	10 Apr 89	2:46:46		+ 19:35
58	Munkhzaya BAYARTSOGT	MGL	10 Oct 93	2:46:59		+ 19:48
59	Jenna Leigh CHALLENGER	RSA	6 Jul 81	2:47:22	SB	+ 20:11
60	Lisa RING	SWE	30 Mar 93	2:48:39		+ 21:28
61	Carmen TOAQUIZA	ECU	5 Oct 95	2:48:45		+ 21:34
62	Rosa GODOY	ARG	19 Mar 82	2:49:30	SB	+ 22:19
63	Maor TIYOURI	ISR	13 Aug 90	2:49:45	SB	+ 22:34
64	Monika ATHARE	IND	26 Mar 92	2:49:54		+ 22:43
65	Qinghong LIU	CHN	1 Apr 96	2:52:21	SB	+ 25:10
66	Iuliia ANDREEVA	KGZ	7 Mar 84	2:53:17	SB	+ 26:06
67	Liliana Maria DRAGOMIR	ROU	18 Jun 90	2:53:30		+ 26:19
68	Mayada SAYYAD	PLE	26 Oct 92	2:54:58	SB	+ 27:47
69	Matea MATOSEVIC	CRO	14 Mar 89	2:55:06	SB	+ 27:55
70	Dayna PIDHORESKY	CAN	18 Nov 86	2:56:15		+ 29:04
71	Gloria PRIVILÉTZIO	GRE	18 Jul 88	2:57:06		+ 29:55
72	Angela BRITO	ECU	5 Apr 85	2:58:21		+ 31:10
73	Yelena NANAZIASHVILI	KAZ	23 Jan 81	2:58:32		+ 31:21
74	Fortunate CHIDZIVO	ZIM	16 Mar 87	2:58:51	SB	+ 31:40
75	Teodora SIMOVIC	SRB	27 Oct 93	2:59:01		+ 31:50
76	Nikolina STEPAN	CRO	10 Dec 88	2:59:43		+ 32:32
77	Maria Grazzia BIANCHI	VEN	19 Mar 85	3:04:11		+ 37:00
78	Marisa CASANUEVA	ESP	4 Feb 81	3:05:03		+ 37:52
	Mojie CAO	CHN	10 Apr 92	DNF		
	Fadime ÇELIK	TUR	25 Oct 86	DNF		
	Kenza DAHMANI TIFAH	ALG	18 Nov 80	DNF		
	Chien-Ho HSIEH	TPE	25 Nov 87	DNF		
	Viktoriya KHAPILINA	UKR	23 Apr 92	DNF		
	Hye-Song KIM	PRK	9 Mar 93	DNF		
	Yolymar PINEDA	VEN	14 Nov 85	DNF		
	Ouranía REBOÚLI	GRE	16 May 89	DNF		
	Catarina RIBEIRO	POR	31 May 90	DNF		
	Magdalena SHAURI	TAN	25 Feb 96	DNF		
	Paula-Claudia TODORAN	ROU	9 Jun 85	DNF		
	Hiruni Kesara WIJAVARATNE	SRI	5 Dec 90	DNF		
	Louise WIKER	SWE	1 Jan 79	DNF		
	Yelena DOLININ	ISR	6 Aug 78	DNS		

RESULTS
Marathon Women

INTERMEDIATE TIMES			
5 Km	225	Catarina RIBEIRO	17:38
10 Km	225	Catarina RIBEIRO	35:35
15 Km	161	Alyson DIXON	53:09
20 Km	161	Alyson DIXON	1:10:30
Half Mar.	161	Alyson DIXON	1:14:20
30 Km	192	Edna Ngeringwony KIPLAGAT	1:45:52
35 Km	108	Jessica TRENGOVE	2:03:47
40 Km	192	Edna Ngeringwony KIPLAGAT	2:20:06

ALL-TIME OUTDOOR TOP LIST				SEASON OUTDOOR TOP LIST			
RESULT	NAME	VENUE	DATE	RESULT	NAME	VENUE	2017
2:15:25	Paula RADCLIFFE (GBR)	London	13 Apr 03	2:17:01	Mary Jepkosgei KEITANY (KEN)	London	23 Apr
2:17:01	Mary Jepkosgei KEITANY (KEN)	London	23 Apr 17	2:17:56	Tirunesh DIBABA (ETH)	London	23 Apr
2:17:56	Tirunesh DIBABA (ETH)	London	23 Apr 17	2:19:47	Sarah CHEPCHIRCHIR (KEN)	Tokyo	26 Feb
2:18:47	Catherine NDEREBA (KEN)	Chicago, IL	7 Oct 01	2:20:55	Purity Cherotich RIONORIPO (KEN)	Paris	9 Apr
2:18:58	Tiki GELANA (ETH)	Rotterdam	15 Apr 12	2:20:59	Aqnes Jeruto BARSOSIO (KEN)	Paris	9 Apr
2:19:12	Mizuki NOGUCHI (JPN)	Berlin	25 Sep 05	2:21:17	Eunice Jepkirui KIRWA (BRN)	Nagoya	12 Mar
2:19:19	Irina MIKITENKO (GER)	Berlin	28 Sep 08	2:21:19	Berhane DIBABA (ETH)	Tokyo	26 Feb
2:19:25	Gladys Cherono KIPRONO (KEN)	Berlin	27 Sep 15	2:21:22	Flomena Cheyech DANIEL (KEN)	Paris	9 Apr
2:19:31	Aselefech MERGIA (ETH)	Dubai	27 Jan 12	2:21:36	Yuka ANDO (JPN)	Nagoya	12 Mar
2:19:34	Lucy Wangui KABUU (KEN)	Dubai	27 Jan 12	2:21:37	Visiline JEPKESHO (KEN)	Paris	9 Apr



RACE ANALYSIS

Marathon Women - Final



6 August 2017 14:00 START TIME 19° C TEMPERATURE 56 % HUMIDITY
17:44 END TIME

PLACE	BIB	NAME	COUNTRY	DATE of BIRTH	RESULT				
		5 Km							
		10 Km							
		15 Km							
		20 Km							
		Half Mar.							
		30 Km							
		35 Km							
		40 Km							
1		Rose CHELIMO	BRN	12 Jul 89	2:27:11 SB				
	18:01 (8)	35:43 (10) 17:42 (11)	53:31 (8) 17:48 (9)	1:11:05 (5) 17:34 (2)	1:14:53 (11) 3:48 (14)	1:45:52 (4) 30:59 (2)	2:03:47 (4) 17:55 (9)	2:20:07 (2) 16:20 (2)	7:04 (1)
2		Edna Ngeringwony KIPLAGAT	KEN	15 Nov 79	2:27:18 SB	+ 7			
	18:01 (7)	35:43 (5) 17:42 (11)	53:31 (11) 17:48 (9)	1:11:05 (3) 17:34 (2)	1:14:52 (4) 3:47 (3)	1:45:52 (1) 31:00 (6)	2:03:47 (3) 17:55 (9)	2:20:06 (1) 16:19 (1)	7:12 (4)
3		Amy CRAGG	USA	21 Jan 84	2:27:18 SB	+ 7			
	18:01 (13)	35:43 (13) 17:42 (11)	53:31 (4) 17:48 (9)	1:11:06 (7) 17:35 (8)	1:14:52 (5) 3:46 (1)	1:45:52 (2) 31:00 (6)	2:03:47 (2) 17:55 (9)	2:20:14 (3) 16:27 (3)	7:04 (1)
4		Flomena Cheyech DANIEL	KEN	5 Jul 82	2:27:21	+ 10			
	18:01 (4)	35:43 (9) 17:42 (11)	53:31 (3) 17:48 (9)	1:11:06 (12) 17:35 (8)	1:14:53 (13) 3:47 (3)	1:45:53 (9) 31:00 (6)	2:03:47 (12) 17:54 (3)	2:20:14 (4) 16:27 (3)	7:07 (3)
5		Shure DEMISE	ETH	21 Jan 96	2:27:58	+ 47			
	18:01 (18)	35:43 (17) 17:42 (11)	53:31 (13) 17:48 (9)	1:11:06 (10) 17:35 (8)	1:14:53 (12) 3:47 (3)	1:45:52 (5) 30:59 (2)	2:03:47 (6) 17:55 (9)	2:20:31 (5) 16:44 (5)	7:27 (5)
6		Eunice Jepkirui KIRWA	BRN	20 May 84	2:28:17	+ 1:06			
	18:01 (9)	35:43 (6) 17:42 (11)	53:31 (7) 17:48 (9)	1:11:05 (6) 17:34 (2)	1:14:52 (3) 3:47 (3)	1:45:52 (3) 31:00 (6)	2:03:47 (7) 17:55 (9)	2:20:35 (6) 16:48 (6)	7:42 (9)
7		Helah Jelagat KIPROP	KEN	7 Apr 85	2:28:19	+ 1:08			
	18:02 (24)	35:43 (8) 17:41 (2)	53:31 (5) 17:48 (9)	1:11:05 (2) 17:34 (2)	1:14:52 (6) 3:47 (3)	1:45:53 (10) 31:01 (13)	2:03:47 (10) 17:54 (3)	2:20:36 (7) 16:49 (7)	7:43 (10)
8		Mare DIBABA	ETH	20 Oct 89	2:28:49 SB	+ 1:38			
	18:01 (6)	35:42 (3) 17:41 (2)	53:31 (9) 17:49 (25)	1:11:05 (4) 17:34 (2)	1:14:53 (9) 3:48 (14)	1:45:52 (6) 30:59 (2)	2:03:47 (8) 17:55 (9)	2:20:42 (8) 16:55 (8)	8:07 (16)
9		Jessica TRENGOVE	AUS	15 Aug 87	2:28:59	+ 1:48			
	18:01 (5)	35:43 (4) 17:42 (11)	53:31 (15) 17:48 (9)	1:11:08 (17) 17:37 (18)	1:14:55 (16) 3:47 (3)	1:45:53 (14) 30:58 (1)	2:03:47 (1) 17:54 (3)	2:21:19 (10) 17:32 (10)	7:40 (7)
10		Berhane DIBABA	ETH	11 Sep 93	2:29:01	+ 1:50			
	18:01 (17)	35:43 (12) 17:42 (11)	53:32 (20) 17:49 (25)	1:11:06 (13) 17:34 (2)	1:14:53 (8) 3:47 (3)	1:45:53 (11) 31:00 (6)	2:03:47 (11) 17:54 (3)	2:21:04 (9) 17:17 (9)	7:57 (12)
11		Serena BURLA	USA	27 Sep 82	2:29:32	+ 2:21			
	18:01 (15)	35:43 (14) 17:42 (11)	53:31 (12) 17:48 (9)	1:11:06 (14) 17:35 (8)	1:14:53 (14) 3:47 (3)	1:45:52 (7) 30:59 (2)	2:03:47 (5) 17:55 (9)	2:21:32 (11) 17:45 (13)	8:00 (13)
12		Aselefech MERGIA	ETH	23 Jan 85	2:29:43	+ 2:32			
	18:01 (14)	35:43 (11) 17:42 (11)	53:31 (17) 17:48 (9)	1:11:06 (9) 17:35 (8)	1:14:53 (7) 3:47 (3)	1:45:53 (13) 31:00 (6)	2:03:47 (9) 17:54 (3)	2:21:37 (12) 17:50 (14)	8:06 (14)
13		Charlotte PURDUE	GBR	10 Jun 91	2:29:48	+ 2:37			
	18:02 (33)	35:49 (42) 17:47 (41)	53:35 (36) 17:46 (3)	1:11:20 (30) 17:45 (29)	1:15:18 (30) 3:58 (23)	1:46:59 (20) 31:41 (17)	2:04:42 (16) 17:43 (1)	2:22:15 (15) 17:33 (11)	7:33 (6)
14		Eva VRABCOVÁ NYVLTOVÁ	CZE	6 Feb 86	2:29:56 PB	+ 2:45			
	18:01 (12)	35:43 (21) 17:42 (11)	53:32 (19) 17:49 (25)	1:11:08 (18) 17:36 (15)	1:14:59 (18) 3:51 (17)	1:46:52 (19) 31:53 (19)	2:04:42 (17) 17:50 (2)	2:22:15 (16) 17:33 (11)	7:41 (8)
15		Hye-Gyong KIM	PRK	9 Mar 93	2:30:29 SB	+ 3:18			
	18:01 (20)	35:43 (15) 17:42 (11)	53:31 (6) 17:48 (9)	1:11:06 (8) 17:35 (8)	1:14:53 (10) 3:47 (3)	1:45:53 (8) 31:00 (6)	2:03:47 (13) 17:54 (3)	2:22:04 (13) 18:17 (15)	8:25 (24)
16		Mao KIYOTA	JPN	12 Sep 93	2:30:36	+ 3:25			
	18:03 (43)	35:44 (35) 17:41 (2)	53:31 (10) 17:47 (4)	1:11:06 (11) 17:35 (8)	1:14:52 (2) 3:46 (1)	1:45:53 (15) 31:01 (13)	2:03:48 (14) 17:55 (9)	2:22:11 (14) 18:23 (16)	8:25 (24)

RACE ANALYSIS
Marathon Women

PLACE	BIB	NAME	COUNTRY							DATE of BIRTH	RESULT	
5 Km	10 Km	15 Km	20 Km	Half Mar.	30 Km	35 Km	40 Km					
17		Yuka ANDO	JPN							16 Mar 94	2:31:31	+ 4:20
18:02 (23)	35:43 (20) 17:41 (2)	53:31 (18) 17:48 (9)	1:11:08 (16) 17:37 (18)	1:14:59 (17) 3:51 (17)	1:46:52 (17) 31:53 (19)	2:05:09 (19) 18:17 (19)	2:23:40 (18) 18:31 (17)	7:51 (11)				
18		Alyson DIXON	GBR							24 Sep 78	2:31:36	+ 4:25
18:01 (11)	35:41 (2) 17:40 (1)	53:09 (1) 17:28 (1)	1:10:30 (1) 17:21 (1)	1:14:20 (1) 3:50 (16)	1:45:53 (12) 31:33 (16)	2:04:02 (15) 18:09 (17)	2:23:06 (17) 19:04 (20)	8:30 (28)				
19		Helalia JOHANNES	NAM							13 Aug 80	2:32:01	+ 4:50
18:03 (46)	35:44 (34) 17:41 (2)	53:33 (31) 17:49 (25)	1:11:09 (20) 17:36 (15)	1:15:04 (20) 3:55 (20)	1:46:52 (18) 31:48 (18)	2:05:04 (18) 18:12 (18)	2:23:52 (19) 18:48 (18)	8:09 (17)				
20		Sinead DIVER	AUS							17 Feb 77	2:33:26	+ 6:15
18:02 (26)	35:44 (28) 17:42 (11)	53:32 (23) 17:48 (9)	1:11:11 (25) 17:39 (25)	1:15:09 (23) 3:58 (23)	1:47:23 (24) 32:14 (23)	2:06:00 (21) 18:37 (20)	2:25:12 (21) 19:12 (25)	8:14 (19)				
21		Marta ESTEBAN	ESP							6 Nov 82	2:33:37 SB	+ 6:26
18:02 (27)	35:44 (30) 17:42 (11)	53:32 (29) 17:48 (9)	1:11:09 (22) 17:37 (18)	1:15:11 (25) 4:02 (29)	1:47:21 (22) 32:10 (22)	2:06:23 (22) 19:02 (26)	2:25:31 (22) 19:08 (24)	8:06 (14)				
22		Fate TOLA	GER							22 Oct 87	2:33:39	+ 6:28
18:01 (19)	35:44 (22) 17:43 (34)	53:31 (14) 17:47 (4)	1:11:07 (15) 17:36 (15)	1:14:54 (15) 3:47 (3)	1:46:26 (16) 31:32 (15)	2:05:27 (20) 19:01 (25)	2:25:08 (20) 19:41 (29)	8:31 (29)				
23		Izabela TRZASKALSKA	POL							9 Jan 88	2:35:03	+ 7:52
18:01 (16)	35:43 (19) 17:42 (11)	53:32 (25) 17:49 (25)	1:11:09 (21) 17:37 (18)	1:15:07 (22) 3:58 (23)	1:48:29 (29) 33:22 (29)	2:07:44 (28) 19:15 (30)	2:26:51 (24) 19:07 (21)	8:12 (18)				
24		Milly CLARK	AUS							1 Mar 89	2:35:27 SB	+ 8:16
18:03 (45)	35:49 (41) 17:46 (40)	53:33 (33) 17:44 (2)	1:11:17 (27) 17:44 (27)	1:15:15 (28) 3:58 (23)	1:47:37 (25) 32:22 (25)	2:06:43 (24) 19:06 (27)	2:26:40 (23) 19:57 (34)	8:47 (37)				
25		Anne-Mari HYRYLÄINEN	FIN							15 Aug 78	2:35:33	+ 8:22
18:03 (38)	35:44 (33) 17:41 (2)	53:33 (34) 17:49 (25)	1:11:17 (28) 17:44 (27)	1:15:16 (29) 3:59 (27)	1:48:26 (28) 33:10 (28)	2:07:45 (29) 19:19 (31)	2:27:10 (27) 19:25 (27)	8:23 (23)				
26		Inés MELCHOR	PER							30 Aug 86	2:35:34	+ 8:23
18:01 (21)	35:43 (18) 17:42 (11)	53:32 (24) 17:49 (25)	1:11:11 (26) 17:39 (25)	1:15:12 (26) 4:01 (28)	1:47:54 (27) 32:42 (26)	2:07:15 (26) 19:21 (34)	2:27:02 (26) 19:47 (32)	8:32 (30)				
27		Risa SHIGETOMO	JPN							29 Aug 87	2:36:03	+ 8:52
18:02 (31)	35:44 (31) 17:42 (11)	53:32 (21) 17:48 (9)	1:11:09 (23) 17:37 (18)	1:15:04 (19) 3:55 (20)	1:47:21 (23) 32:17 (24)	2:06:30 (23) 19:09 (28)	2:26:54 (25) 20:24 (42)	9:09 (50)				
28		Filomena COSTA	POR							22 Feb 85	2:36:42 SB	+ 9:31
18:02 (25)	35:43 (7) 17:41 (2)	53:32 (22) 17:49 (25)	1:11:09 (24) 17:37 (18)	1:15:06 (21) 3:57 (22)	1:47:52 (26) 32:46 (27)	2:07:35 (27) 19:43 (43)	2:27:59 (29) 20:24 (42)	8:43 (35)				
29		Un-ok JO	PRK							29 Aug 92	2:36:46	+ 9:35
18:02 (35)	35:45 (40) 17:43 (34)	53:32 (27) 17:47 (4)	1:11:19 (29) 17:47 (30)	1:15:13 (27) 3:54 (19)	1:47:20 (21) 32:07 (21)	2:06:46 (25) 19:26 (36)	2:27:33 (28) 20:47 (49)	9:13 (51)				
30		Beata NAIGAMBO	NAM							11 Mar 80	2:37:24 SB	+ 10:13
18:02 (37)	35:45 (37) 17:43 (34)	53:59 (39) 18:14 (39)	1:12:44 (41) 18:45 (49)	1:17:27 (44) 4:43 (79)	1:51:02 (37) 33:35 (32)	2:10:01 (32) 18:59 (22)	2:29:08 (30) 19:07 (21)	8:16 (20)				
31		Ilona MARHELE	LAT							5 Apr 86	2:37:40 PB	+ 10:29
18:03 (47)	36:29 (53) 18:26 (60)	55:22 (57) 18:53 (58)	1:13:48 (51) 18:26 (42)	1:17:57 (47) 4:09 (34)	1:51:21 (42) 33:24 (30)	2:10:20 (36) 18:59 (22)	2:29:19 (31) 18:59 (19)	8:21 (21)				
32		Rosa CHACHA	ECU							8 Dec 82	2:37:50	+ 10:39
18:32 (60)	36:59 (63) 18:27 (63)	55:22 (56) 18:23 (46)	1:13:48 (52) 18:26 (42)	1:17:59 (51) 4:11 (41)	1:51:37 (43) 33:38 (33)	2:10:16 (34) 18:39 (21)	2:29:23 (32) 19:07 (21)	8:27 (27)				
33		Claire MCCARTHY	IRL							29 Jun 76	2:38:26 SB	+ 11:15
18:32 (57)	36:58 (58) 18:26 (60)	55:22 (54) 18:24 (47)	1:13:48 (49) 18:26 (42)	1:17:57 (46) 4:09 (34)	1:51:21 (41) 33:24 (30)	2:10:20 (37) 18:59 (22)	2:29:51 (34) 19:31 (28)	8:35 (31)				
34		Kyunghee LIM	KOR							16 Nov 82	2:38:38	+ 11:27
18:03 (39)	35:44 (27) 17:41 (2)	53:32 (28) 17:48 (9)	1:11:33 (34) 18:01 (33)	1:15:41 (32) 4:08 (32)	1:49:47 (30) 34:06 (37)	2:09:20 (31) 19:33 (38)	2:29:34 (33) 20:14 (39)	9:04 (46)				

RACE ANALYSIS
Marathon Women

PLACE	BIB	NAME	COUNTRY							DATE of BIRTH	RESULT	
5 Km	10 Km	15 Km	20 Km	Half Mar.	30 Km	35 Km	40 Km					
35		Dagmara HANDZLIK	CYP							20 Feb 86	2:38:52 NR	+ 11:41
18:02 (34)	36:00 (45) 17:58 (46)	54:16 (43) 18:16 (41)	1:12:33 (38) 18:17 (36)	1:16:44 (38) 4:11 (41)	1:51:01 (36) 34:17 (40)	2:10:20 (35) 19:19 (31)	2:30:13 (36) 19:53 (33)		8:39 (33)			
36		Katarzyna KOWALSKA	POL							7 Apr 85	2:39:39	+ 12:28
18:01 (10)	35:44 (26) 17:43 (34)	53:37 (37) 17:53 (37)	1:12:01 (37) 18:24 (41)	1:16:14 (37) 4:13 (46)	1:50:40 (35) 34:26 (44)	2:10:40 (38) 20:00 (44)	2:30:54 (39) 20:14 (39)		8:45 (36)			
37		Lindsay FLANAGAN	USA							24 Jan 91	2:39:47 SB	+ 12:36
18:03 (44)	36:00 (46) 17:57 (44)	54:14 (42) 18:14 (39)	1:12:34 (39) 18:20 (37)	1:16:44 (39) 4:10 (37)	1:50:36 (33) 33:52 (34)	2:10:16 (33) 19:40 (41)	2:30:39 (37) 20:23 (41)		9:08 (49)			
38		Seongeun KIM	KOR							24 Feb 89	2:39:52	+ 12:41
18:03 (42)	35:44 (32) 17:41 (2)	53:33 (30) 17:49 (25)	1:11:33 (32) 18:00 (32)	1:15:41 (33) 4:08 (32)	1:50:00 (32) 34:19 (41)	2:09:20 (30) 19:20 (33)	2:30:09 (35) 20:49 (52)		9:43 (62)			
39		Katharina HEINIG	GER							22 Aug 89	2:39:59 SB	+ 12:48
18:20 (53)	36:28 (50) 18:08 (47)	54:49 (49) 18:21 (44)	1:13:12 (44) 18:23 (39)	1:17:24 (42) 4:12 (44)	1:51:18 (39) 33:54 (35)	2:10:59 (39) 19:41 (42)	2:31:11 (40) 20:12 (38)		8:48 (38)			
40		Mapaseka MAKHANYA	RSA							9 Apr 85	2:40:15 SB	+ 13:04
18:02 (30)	35:44 (23) 17:42 (11)	53:31 (16) 17:47 (4)	1:11:37 (35) 18:06 (35)	1:15:50 (35) 4:13 (46)	1:51:37 (45) 35:47 (61)	2:11:06 (40) 19:29 (37)	2:30:50 (38) 19:44 (30)		9:25 (57)			
41		Lornah Chemtai KORLIMA	ISR							12 Dec 88	2:40:22 SB	+ 13:11
18:33 (64)	36:57 (57) 18:24 (56)	55:21 (52) 18:24 (47)	1:13:48 (48) 18:27 (47)	1:17:57 (48) 4:09 (34)	1:52:20 (46) 34:23 (43)	2:11:59 (44) 19:39 (40)	2:31:45 (42) 19:46 (31)		8:37 (32)			
42		Viktoriiia POLIUDINA	KGZ							29 Jun 89	2:40:28 PB	+ 13:17
18:02 (32)	35:52 (43) 17:50 (42)	54:16 (44) 18:24 (47)	1:12:38 (40) 18:22 (38)	1:16:53 (40) 4:15 (50)	1:51:08 (38) 34:15 (39)	2:11:23 (41) 20:15 (49)	2:31:33 (41) 20:10 (37)		8:55 (42)			
43		Tracy BARLOW	GBR							18 Jun 85	2:41:03	+ 13:52
18:03 (41)	35:56 (44) 17:53 (43)	54:49 (46) 18:53 (58)	1:13:47 (47) 18:58 (53)	1:17:57 (49) 4:10 (37)	1:52:31 (47) 34:34 (46)	2:12:36 (47) 20:05 (46)	2:32:37 (44) 20:01 (35)		8:26 (26)			
44		Darya MYKHAYLOVA	UKR							29 Apr 89	2:41:29	+ 14:18
18:20 (54)	36:29 (51) 18:09 (49)	54:49 (47) 18:20 (43)	1:13:12 (43) 18:23 (39)	1:17:24 (43) 4:12 (44)	1:51:37 (44) 34:13 (38)	2:11:51 (43) 20:14 (47)	2:32:33 (43) 20:42 (46)		8:56 (44)			
45		Vaida ŽUSINAITE	LTU							13 Jan 88	2:41:44 SB	+ 14:33
18:41 (75)	37:26 (67) 18:45 (66)	56:29 (66) 19:03 (63)	1:15:39 (61) 19:10 (58)	1:19:59 (61) 4:20 (60)	1:54:25 (54) 34:26 (44)	2:14:02 (51) 19:37 (39)	2:33:22 (45) 19:20 (26)		8:22 (22)			
46		Paula GONZÁLEZ	ESP							2 May 85	2:42:47	+ 15:36
18:56 (81)	37:50 (76) 18:54 (69)	56:40 (67) 18:50 (57)	1:15:28 (60) 18:48 (51)	1:19:44 (59) 4:16 (53)	1:53:46 (50) 34:02 (36)	2:13:00 (49) 19:14 (29)	2:33:25 (46) 20:25 (44)		9:22 (55)			
47		Rutendo Joan NYAHORA	ZIM							11 Nov 88	2:42:53 SB	+ 15:42
18:03 (40)	35:45 (36) 17:42 (11)	54:04 (40) 18:19 (42)	1:13:00 (42) 18:56 (52)	1:17:16 (41) 4:16 (53)	1:52:32 (48) 35:16 (54)	2:12:48 (48) 20:16 (50)	2:33:36 (47) 20:48 (51)		9:17 (52)			
48		Tetyana VERNYHOR	UKR							23 Jan 83	2:43:12	+ 16:01
18:20 (51)	36:28 (49) 18:08 (47)	54:49 (48) 18:21 (44)	1:13:27 (46) 18:38 (48)	1:17:44 (45) 4:17 (56)	1:53:14 (49) 35:30 (56)	2:13:32 (50) 20:18 (52)	2:34:17 (49) 20:45 (48)		8:55 (42)			
49		Wilma ARIZAPANA	PER							1 Oct 82	2:43:13	+ 16:02
18:02 (22)	35:44 (25) 17:42 (11)	53:34 (35) 17:50 (36)	1:12:00 (36) 18:26 (42)	1:16:11 (36) 4:11 (41)	1:51:19 (40) 35:08 (53)	2:11:51 (42) 20:32 (55)	2:33:40 (48) 21:49 (57)		9:33 (60)			
50		Lavinia HAITOPE	NAM							3 Mar 90	2:44:02	+ 16:51
18:04 (49)	36:16 (47) 18:12 (51)	55:09 (51) 18:53 (58)	1:14:17 (54) 19:08 (56)	1:18:33 (54) 4:16 (53)	1:53:55 (52) 35:22 (55)	2:14:24 (52) 20:29 (54)	2:35:13 (50) 20:49 (52)		8:49 (39)			
51		Tarah KORIR	CAN							1 May 87	2:44:30	+ 17:19
18:33 (63)	37:41 (70) 19:08 (74)	56:26 (64) 18:45 (56)	1:15:25 (59) 18:59 (54)	1:19:47 (60) 4:22 (63)	1:54:51 (55) 35:04 (52)	2:15:07 (53) 20:16 (50)	2:35:50 (51) 20:43 (47)		8:40 (34)			
52		Khishigsaikhan GALBADRAKH	MGL							28 Aug 90	2:44:48	+ 17:37
19:15 (86)	38:29 (83) 19:14 (81)	57:55 (78) 19:26 (72)	1:17:24 (77) 19:29 (69)	1:21:41 (75) 4:17 (56)	1:56:34 (65) 34:53 (49)	2:15:58 (57) 19:24 (35)	2:35:59 (53) 20:01 (35)		8:49 (39)			

RACE ANALYSIS
Marathon Women

PLACE	BIB	NAME								COUNTRY	DATE of BIRTH	RESULT	
5 Km	10 Km	15 Km	20 Km	Half Mar.	30 Km	35 Km	40 Km						
53		Anita KAŽEMAKA								LAT	30 May 90	2:44:49 SB	+ 17:38
18:45 (77)	37:50 (74) 19:05 (72)	57:04 (73) 19:14 (68)	1:16:22 (69) 19:18 (63)	1:20:37 (70) 4:15 (50)	1:55:16 (56) 34:39 (47)	2:15:20 (54) 20:04 (45)	2:35:57 (52) 20:37 (45)			8:52 (41)			
54		Kyungsun CHOI								KOR	16 Mar 92	2:45:46	+ 18:35
18:02 (36)	35:44 (29) 17:42 (11)	53:33 (32) 17:49 (25)	1:11:23 (31) 17:50 (31)	1:15:28 (31) 4:05 (31)	1:49:47 (31) 34:19 (41)	2:12:16 (46) 22:29 (69)	2:36:04 (55) 23:48 (70)			9:42 (61)			
55		Dailín BELMONTE								CUB	15 Oct 85	2:46:15 SB	+ 19:04
18:37 (72)	37:47 (72) 19:10 (76)	56:55 (69) 19:08 (66)	1:16:12 (68) 19:17 (62)	1:20:33 (67) 4:21 (61)	1:56:14 (63) 35:41 (60)	2:16:32 (61) 20:18 (52)	2:37:19 (56) 20:47 (49)			8:56 (44)			
56		Sara RAMADHANI								TAN	30 Dec 87	2:46:23	+ 19:12
18:01 (3)	35:43 (16) 17:42 (11)	53:32 (26) 17:49 (25)	1:11:33 (33) 18:01 (33)	1:15:43 (34) 4:10 (37)	1:50:38 (34) 34:55 (50)	2:12:06 (45) 21:28 (60)	2:36:03 (54) 23:57 (72)			10:20 (70)			
57		Bojana BJELJAC								CRO	10 Apr 89	2:46:46	+ 19:35
18:40 (73)	37:23 (66) 18:43 (65)	56:29 (65) 19:06 (65)	1:15:41 (62) 19:12 (59)	1:20:02 (62) 4:21 (61)	1:55:33 (60) 35:31 (57)	2:16:24 (58) 20:51 (57)	2:37:42 (58) 21:18 (55)			9:04 (46)			
58		Munkhzaya BAYARTSOGT								MGL	10 Oct 93	2:46:59	+ 19:48
18:04 (50)	36:29 (52) 18:25 (58)	56:18 (61) 19:49 (78)	1:16:22 (70) 2:04 (77)	1:20:36 (69) 4:14 (48)	1:55:25 (57) 34:49 (48)	2:15:39 (55) 20:14 (47)	2:37:36 (57) 21:57 (59)			9:23 (56)			
59		Jenna Leigh CHALLENGER								RSA	6 Jul 81	2:47:22 SB	+ 20:11
18:33 (62)	36:58 (61) 18:25 (58)	55:39 (60) 18:41 (54)	1:14:52 (58) 19:13 (60)	1:19:16 (58) 4:24 (66)	1:55:26 (58) 36:10 (63)	2:16:24 (59) 20:58 (59)	2:37:56 (59) 21:32 (56)			9:26 (58)			
60		Lisa RING								SWE	30 Mar 93	2:48:39	+ 21:28
18:34 (68)	37:42 (71) 19:08 (74)	57:11 (74) 19:29 (77)	1:16:41 (73) 19:30 (71)	1:21:04 (72) 4:23 (64)	1:57:19 (70) 36:15 (64)	2:18:13 (65) 20:54 (58)	2:39:22 (61) 21:09 (54)			9:17 (52)			
61		Carmen TOAQUIZA								ECU	5 Oct 95	2:48:45	+ 21:34
18:32 (59)	36:58 (59) 18:26 (60)	55:22 (55) 18:24 (47)	1:13:48 (50) 18:26 (42)	1:17:58 (50) 4:10 (37)	1:54:18 (53) 36:20 (66)	2:16:24 (60) 22:06 (66)	2:38:43 (60) 22:19 (62)			10:02 (65)			
62		Rosa GODOY								ARG	19 Mar 82	2:49:30 SB	+ 22:19
19:16 (87)	38:29 (82) 19:13 (79)	57:55 (79) 19:26 (72)	1:17:24 (76) 19:29 (69)	1:21:41 (76) 4:17 (56)	1:56:38 (66) 34:57 (51)	2:17:21 (62) 20:43 (56)	2:39:42 (63) 22:21 (63)			9:48 (64)			
63		Maor TIYOURI								ISR	13 Aug 90	2:49:45 SB	+ 22:34
18:20 (56)	36:38 (55) 18:18 (53)	55:21 (53) 18:43 (55)	1:14:08 (53) 18:47 (50)	1:18:22 (53) 4:14 (48)	1:53:53 (51) 35:31 (57)	2:15:57 (56) 22:04 (65)	2:39:37 (62) 23:40 (67)			10:08 (67)			
64		Monika ATHARE								IND	26 Mar 92	2:49:54	+ 22:43
18:34 (69)	37:23 (65) 18:49 (67)	56:43 (68) 19:20 (70)	1:16:08 (67) 19:25 (65)	1:20:33 (66) 4:25 (68)	1:57:16 (69) 36:43 (69)	2:18:59 (66) 21:43 (63)	2:40:48 (64) 21:49 (57)			9:06 (48)			
65		Qinghong LIU								CHN	1 Apr 96	2:52:21 SB	+ 25:10
18:34 (67)	37:54 (77) 19:20 (82)	57:22 (75) 19:28 (75)	1:17:09 (75) 19:47 (74)	1:21:41 (74) 4:32 (72)	1:58:50 (72) 37:09 (70)	2:20:31 (69) 21:41 (62)	2:42:37 (66) 22:06 (60)			9:44 (63)			
66		Iuliia ANDREEVA								KGZ	7 Mar 84	2:53:17 SB	+ 26:06
18:20 (55)	36:30 (54) 18:10 (50)	55:28 (59) 18:58 (62)	1:14:48 (57) 19:20 (64)	1:19:11 (57) 4:23 (64)	1:55:39 (61) 36:28 (67)	2:17:56 (64) 22:17 (68)	2:42:26 (65) 24:30 (76)			10:51 (75)			
67		Liliana Maria DRAGOMIR								ROU	18 Jun 90	2:53:30	+ 26:19
18:58 (84)	38:10 (81) 19:12 (77)	57:26 (76) 19:16 (69)	1:16:34 (71) 19:08 (56)	1:20:51 (71) 4:17 (56)	1:56:55 (67) 36:04 (62)	2:19:08 (67) 22:13 (67)	2:42:53 (67) 23:45 (69)			10:37 (73)			
68		Mayada SAYYAD								PLE	26 Oct 92	2:54:58 SB	+ 27:47
18:32 (61)	36:59 (64) 18:27 (63)	56:24 (62) 19:25 (71)	1:15:52 (65) 19:28 (67)	1:20:21 (65) 4:29 (70)	1:58:03 (71) 37:42 (73)	2:22:02 (71) 23:59 (75)	2:44:56 (69) 22:54 (65)			10:02 (65)			
69		Matea MATOSEVIC								CRO	14 Mar 89	2:55:06 SB	+ 27:55
18:57 (82)	37:50 (75) 18:53 (68)	56:55 (70) 19:05 (64)	1:15:59 (66) 19:04 (55)	1:20:14 (64) 4:15 (50)	1:55:53 (62) 35:39 (59)	2:17:22 (63) 21:29 (61)	2:43:42 (68) 26:20 (78)			11:24 (77)			
70		Dayna PIDHORESKY								CAN	18 Nov 86	2:56:15	+ 29:04
18:03 (48)	36:16 (48) 18:13 (52)	55:09 (50) 18:53 (58)	1:14:24 (56) 19:15 (61)	1:18:50 (55) 4:26 (69)	1:55:30 (59) 36:40 (68)	2:20:08 (68) 24:38 (78)	2:46:02 (71) 25:54 (77)			10:13 (69)			



RACE ANALYSIS
Marathon Women

PLACE	BIB	NAME								COUNTRY	DATE of BIRTH	RESULT
5 Km	10 Km	15 Km	20 Km	Half Mar.	30 Km	35 Km	40 Km					
71	Gloria PRIVILÉTZIO								GRE	18 Jul 88	2:57:06	+ 29:55
19:39 (90)	39:10 (89) 19:31 (84)	59:09 (84) 19:59 (80)	1:19:29 (83) 20:20 (80)	1:24:08 (81) 4:39 (76)	2:02:35 (77) 38:27 (76)	2:25:20 (75) 22:45 (72)	2:47:36 (73) 22:16 (61)	9:30 (59)				
72	Angela BRITO								ECU	5 Apr 85	2:58:21	+ 31:10
18:33 (65)	37:36 (69) 19:03 (71)	57:04 (72) 19:28 (75)	1:16:44 (74) 19:40 (73)	1:21:16 (73) 4:32 (72)	1:59:20 (73) 38:04 (74)	2:23:26 (72) 24:06 (76)	2:47:14 (72) 23:48 (70)	11:07 (76)				
73	Yelena NANAZIASHVILI								KAZ	23 Jan 81	2:58:32	+ 31:21
18:58 (83)	39:05 (87) 20:07 (89)	59:08 (83) 20:03 (83)	1:19:19 (81) 20:11 (78)	1:23:50 (80) 4:31 (71)	2:01:27 (76) 37:37 (72)	2:24:01 (73) 22:34 (71)	2:48:22 (75) 24:21 (74)	10:10 (68)				
74	Fortunate CHIDZIVO								ZIM	16 Mar 87	2:58:51	SB + 31:40
18:36 (71)	37:57 (79) 19:21 (83)	57:59 (80) 20:02 (81)	1:18:02 (78) 20:03 (75)	1:22:37 (77) 4:35 (75)	2:00:07 (74) 37:30 (71)	2:21:55 (70) 21:48 (64)	2:45:15 (70) 23:20 (66)	13:36 (78)				
75	Teodora SIMOVIC								SRB	27 Oct 93	2:59:01	+ 31:50
18:34 (66)	36:58 (60) 18:24 (56)	55:22 (58) 18:24 (47)	1:15:45 (63) 20:23 (81)	1:20:34 (68) 4:49 (84)	2:00:46 (75) 40:12 (80)	2:24:37 (74) 23:51 (74)	2:48:18 (74) 23:41 (68)	10:43 (74)				
76	Nikolina STEPAN								CRO	10 Dec 88	2:59:43	+ 32:32
19:48 (91)	39:55 (91) 20:07 (89)	1:00:42 (88) 20:47 (86)	1:21:26 (87) 20:44 (85)	1:26:09 (86) 4:43 (79)	2:05:27 (80) 39:18 (77)	2:27:59 (76) 22:32 (70)	2:50:24 (76) 22:25 (64)	9:19 (54)				
77	Maria Grazzia BIANCHI								VEN	19 Mar 85	3:04:11	+ 37:00
18:55 (79)	39:05 (86) 20:10 (91)	1:00:14 (87) 21:09 (88)	1:21:15 (86) 21:01 (86)	1:26:02 (84) 4:47 (82)	2:05:27 (79) 39:25 (78)	2:29:17 (77) 23:50 (73)	2:53:39 (77) 24:22 (75)	10:32 (72)				
78	Marisa CASANUEVA								ESP	4 Feb 81	3:05:03	+ 37:52
18:56 (80)	38:03 (80) 19:07 (73)	58:00 (81) 19:57 (79)	1:18:41 (80) 20:41 (84)	1:23:21 (79) 4:40 (78)	2:06:13 (82) 42:52 (82)	2:30:20 (78) 24:07 (77)	2:54:38 (78) 24:18 (73)	10:25 (71)				
Mojie CAO								CHN	10 Apr 92	DNF		
18:02 (29)	35:45 (38) 17:43 (34)	54:19 (45) 18:34 (52)	1:14:22 (55) 20:03 (75)	1:18:55 (56) 4:33 (74)	1:57:09 (68) 38:14 (75)							
Fadime ÇELIK								TUR	25 Oct 86	DNF		
18:58 (85)	38:30 (84) 19:32 (85)	58:47 (82) 20:17 (84)	1:19:23 (82) 20:36 (82)	1:24:08 (82) 4:45 (81)	2:05:56 (81) 41:48 (81)							
Chien-Ho HSIEH								TPE	25 Nov 87	DNF		
19:27 (89)	39:15 (90) 19:48 (87)	59:17 (85) 20:02 (81)	1:19:32 (84) 20:15 (79)	1:24:11 (83) 4:39 (76)	2:04:06 (78) 39:55 (79)							
Viktoriya KHAPILINA								UKR	23 Apr 92	DNF		
18:40 (74)	36:58 (62) 18:18 (53)	56:24 (63) 19:26 (72)	1:15:50 (64) 19:26 (66)	1:20:14 (63) 4:24 (66)	1:56:33 (64) 36:19 (65)							
Hye-Song KIM								PRK	9 Mar 93	DNF		
18:02 (28)	35:44 (24) 17:42 (11)	53:31 (2) 17:47 (4)	1:11:08 (19) 17:37 (18)	1:15:10 (24) 4:02 (29)								
Yolymar PINEDA								VEN	14 Nov 85	DNF		
18:48 (78)	38:49 (85) 20:01 (88)	59:36 (86) 20:47 (86)	1:21:10 (85) 21:34 (87)	1:26:05 (85) 4:55 (85)								
Magdalena SHAURI								TAN	25 Feb 96	DNF		
18:01 (2)	35:45 (39) 17:44 (39)	53:52 (38) 18:07 (38)	1:13:20 (45) 19:28 (67)	1:18:15 (52) 4:55 (85)								
Hiruni Kesara WIJAVARATNE								SRI	5 Dec 90	DNF		
18:32 (58)	37:28 (68) 18:56 (70)	57:45 (77) 20:17 (84)	1:18:23 (79) 20:38 (83)	1:23:11 (78) 4:48 (83)								
Paula-Claudia TODORAN								ROU	9 Jun 85	DNF		
18:35 (70)	37:47 (73) 19:12 (77)	56:59 (71) 19:12 (67)	1:16:36 (72) 19:37 (72)									
Catarina RIBEIRO								POR	31 May 90	DNF		
17:38 (1)	35:35 (1) 17:57 (44)	54:13 (41) 18:38 (53)										

RACE ANALYSIS
Marathon Women

PLACE	BIB	NAME								COUNTRY	DATE of BIRTH	RESULT
5 Km	10 Km	15 Km	20 Km	Half Mar.	30 Km	35 Km	40 Km					
Kenza DAHMANI TIFAHI												
	18:20 (52)	36:40 (56)							ALG	18 Nov 80	DNF	
Ouranía REBOÚLI												
	19:27 (88)	39:09 (88)							GRE	16 May 89	DNF	
Louise WIKER												
	18:42 (76)	37:55 (78)							SWE	1 Jan 79	DNF	
Yelena DOLININ												
									ISR	6 Aug 78	DNS	



RESULTS



3000 Metres Steeplechase Women - Final

RECORDS	RESULT	NAME	COUNTRY	AGE	VENUE	DATE
World Record WR	8:52.78	Ruth JEBET	BRN	20	Paris Saint-Denis (Stade de France)	27 Aug 2016
Championships Record CR	9:02.58	Emma COBURN	USA	27	London	11 Aug 2017
World Leading WL	8:58.78	Celliphine Chepteek CHESPOL	KEN	18	Eugene (Hayward Field), OR	26 May 2017
Area Record AR		National Record NR			Personal Best PB	Season Best SB

11 August 2017 21:25 START TIME 19° C TEMPERATURE 68 % HUMIDITY

PLACE	NAME	COUNTRY	DATE OF BIRTH	ORDER	RESULT	
1	Emma COBURN	USA	19 Oct 90	9	9:02.58	CR
2	Courtney FRERICHS	USA	18 Jan 93	7	9:03.77	PB
3	Hyvin Kiyeng JEPKEMOI	KEN	13 Jan 92	5	9:04.03	
4	Beatrice CHEPKOECH	KEN	6 Jul 91	11	9:10.45	
5	Ruth JEBET	BRN	17 Nov 96	10	9:13.96	
6	Celliphine Chepteek CHESPOL	KEN	23 Mar 99	1	9:15.04	
7	Etenesh DIRO	ETH	10 May 91	8	9:22.46	
8	Winfred Mutile YAVI	BRN	31 Dec 99	15	9:22.67	PB
9	Gesa Felicitas KRAUSE	GER	3 Aug 92	12	9:23.87	
10	Purity Cherotich KIRUI	KEN	13 Aug 91	3	9:25.62	
11	Belén CASETTA	ARG	26 Sep 94	14	9:25.99	AR
12	Genevieve LACAZE	AUS	4 Aug 89	13	9:26.25	SB
13	Geneviève LALONDE	CAN	5 Sep 91	2	9:29.99	NR
	Aisha PRAUGHT	JAM	14 Dec 89	6	DQ	163.3[b]
	Birtukan FENTE	ETH	18 Jun 89	4	DNS	

NOTE IAAF Rule 163.3[b] - Infringement of the inside border

INTERMEDIATE TIMES	1000m	3705	Ruth JEBET	3:02.74
	2000m	3705	Ruth JEBET	6:03.60

ALL-TIME OUTDOOR TOP LIST				SEASON OUTDOOR TOP LIST			
RESULT	NAME	VENUE	DATE	RESULT	NAME	VENUE	2017
8:52.78	Ruth JEBET (BRN)	Paris Saint-Denis (Stade de France)	27 Aug 16	8:58.78	Celliphine Chepteek CHESPOL (KEN)	Eugene (Hayward Field), OR	26 May
8:58.78	Celliphine Chepteek CHESPOL (KEN)	Eugene (Hayward Field), OR	26 May 17	9:00.12	Hyvin Kiyeng JEPKEMOI (KEN)	Doha (Hamad Bin Suhaim)	5 May
8:58.81	Gulnara GALKINA (RUS)	Beijing (National Stadium)	17 Aug 08	9:00.70	Beatrice CHEPKOECH (KEN)	Eugene (Hayward Field), OR	26 May
9:00.01	Hyvin Kiyeng JEPKEMOI (KEN)	Eugene (Hayward Field), OR	28 May 16	9:01.99	Ruth JEBET (BRN)	Doha (Hamad Bin Suhaim)	5 May
9:00.70	Beatrice CHEPKOECH (KEN)	Eugene (Hayward Field), OR	26 May 17	9:02.58	Emma COBURN (USA)	London	11 Aug
9:02.58	Emma COBURN (USA)	London	11 Aug 17	9:03.77	Courtney FRERICHS (USA)	London	11 Aug
9:03.77	Courtney FRERICHS (USA)	London	11 Aug 17	9:07.06	Sofia ASSEFA (ETH)	Hengelo (Blankers-Koen Stadion)	11 Jun
9:05.36	Habiba GHRIBI (TUN)	Bruxelles (Boudewijnstadion)	11 Sep 15	9:13.25	Etenesh DIRO (ETH)	Paris (Stade Charléty)	1 Jul
9:06.57	Ekaterina VOLKOVA (RUS)	Osaka (Nagai Stadium)	27 Aug 07	9:15.35	Norah Jeruto TANUI (KEN)	Shanghai (SS)	13 May
9:07.06	Sofia ASSEFA (ETH)	Hengelo (Blankers-Koen Stadion)	11 Jun 17	9:15.70	Gesa Felicitas KRAUSE (GER)	Doha (Hamad Bin Suhaim)	5 May

RESULT PROGRESSION



3000 Metres Steeplechase Women - Final

RECORDS	RESULT	NAME	COUNTRY	AGE	VENUE	DATE
World Record WR	8:52.78	Ruth JEBET	BRN	20	Paris Saint-Denis (Stade de France)	27 Aug 2016
Championships Record CR	9:02.58	Emma COBURN	USA	27	London	11 Aug 2017
World Leading WL	8:58.78	Celliphine Chepteek CHESPOL	KEN	18	Eugene (Hayward Field), OR	26 May 2017
Area Record AR		National Record NR			Personal Best PB	Season Best SB

11 August 2017

RANK	BIB	NAME	COUNTRY	DATE of BIRTH	PHASE	HEAT	PLACE	RESULT	
1		Emma COBURN	USA	19 Oct 90	Final	1	1	9:02.58	CR
					Round 1	3	6	9:27.42 Q	
2		Courtney FRERICHS	USA	18 Jan 93	Final	1	2	9:03.77	PB
					Round 1	2	3	9:25.14 Q	
3		Hyvin Kiyeng JEPKEMOI	KEN	13 Jan 92	Final	1	3	9:04.03	
					Round 1	1	16	9:39.89 Q	
4		Beatrice CHEPKOECH	KEN	6 Jul 91	Final	1	4	9:10.45	
					Round 1	2	1	9:19.03 Q	
5		Ruth JEBET	BRN	17 Nov 96	Final	1	5	9:13.96	
					Round 1	2	2	9:19.52 Q	
6		Celliphine Chepteek CHESPOL	KEN	23 Mar 99	Final	1	6	9:15.04	
					Round 1	3	5	9:27.35 Q	
7		Etenesh DIRO	ETH	10 May 91	Final	1	7	9:22.46	
					Round 1	3	10	9:31.87 q	
8		Winfred Mutile YAVI	BRN	31 Dec 99	Final	1	8	9:22.67	PB
					Round 1	3	8	9:28.00 q	
9		Gesa Felicitas KRAUSE	GER	3 Aug 92	Final	1	9	9:23.87	
					Round 1	1	15	9:39.86 Q	
10		Purity Cherotich KIRUI	KEN	13 Aug 91	Final	1	10	9:25.62	
					Round 1	1	17	9:40.53 Q	
11		Belén CASSETTA	ARG	26 Sep 94	Final	1	11	9:25.99	AR
					Round 1	3	12	9:35.78 q	AR
12		Genevieve LACAZE	AUS	4 Aug 89	Final	1	12	9:26.25	SB
					Round 1	3	7	9:27.53 Q	SB
13		Geneviève LALONDE	CAN	5 Sep 91	Final	1	13	9:29.99	NR
					Round 1	2	9	9:31.81 q	SB
		Aisha PRAUGHT	JAM	14 Dec 89	Final	1		DQ	
					Round 1	2	4	9:26.37 q	
		Birtukan FENTE	ETH	18 Jun 89	Final	1		DNS	
					Round 1	2	11	9:33.99 q	SB

RESULT PROGRESSION
3000 Metres Steeplechase Women - Final

9 August 2017

RANK	BIB	NAME	COUNTRY	DATE of BIRTH	PHASE	HEAT	PLACE	RESULT
------	-----	------	---------	---------------	-------	------	-------	--------

NOTE IAAF Rule 163.3(b) - Infringement of the inside border

ALL-TIME OUTDOOR TOP LIST

SEASON OUTDOOR TOP LIST

RESULT	NAME	VENUE	DATE	RESULT	NAME	VENUE	2017
8:52.78	Ruth JEBET (BRN)	Paris Saint-Denis (Stade de France)	27 Aug 16	8:58.78	Celliphine Chepteek CHESPOL (KEN)	Hayward Field, OR	26 May
8:58.78	Celliphine Chepteek CHESPOL (KEN)	Hayward Field, OR	26 May 17	9:00.12	Hyvin Kiyenq JEPKEMOI (KEN)	Doha (Hamad Bin Suhaim)	5 May
8:58.81	Gulnara GALKINA (RUS)	Beijing (National Stadium)	17 Aug 08	9:00.70	Beatrice CHEPKOECH (KEN)	Eugene (Hayward Field), OR	26 May
9:00.01	Hyvin Kiyenq JEPKEMOI (KEN)	Hayward Field, OR	28 May 16	9:01.99	Ruth JEBET (BRN)	Doha (Hamad Bin Suhaim)	5 May
9:00.70	Beatrice CHEPKOECH (KEN)	Hayward Field, OR	26 May 17	9:02.58	Emma COBURN (USA)	London	11 Aug
9:02.58	Emma COBURN (USA)	London	11 Aug 17	9:03.77	Courtney FRERICHS (USA)	London	11 Aug
9:03.77	Courtney FRERICHS (USA)	London	11 Aug 17	9:07.06	Sofia ASSEFA (ETH)	Hengelo (Blankers-Koen Stadion)	11 Jun
9:05.36	Habiba GHRIBI (TUN)	Bruxelles (Boudewijnstadion)	11 Sep 15	9:13.25	Etenesh DIRO (ETH)	Paris (Stade Charléty)	1 Jul
9:06.57	Ekaterina VOLKOVA (RUS)	Osaka (Nagai Stadium)	27 Aug 07	9:15.35	Norah Jeruto TANUI (KEN)	Shanghai (SS)	13 May
9:07.06	Sofia ASSEFA (ETH)	Hengelo (Blankers-Koen Stadion)	11 Jun 17	9:15.70	Gesa Felicitas KRAUSE (GER)	Doha (Hamad Bin Suhaim)	5 May

SUMMARY



3000 Metres Steeplechase Women - Round 1

First 3 in each heat (Q) and the next 6 fastest (q) advance to the Final

RECORDS	RESULT	NAME	COUNTRY	AGE	VENUE	DATE
World Record WR	8:52.78	Ruth JEBET	BRN	20	Paris Saint-Denis (Stade de France)	27 Aug 2016
Championships Record CR	9:06.57	Ekaterina VOLKOVA	RUS	29	Osaka (Nagai Stadium)	27 Aug 2007
World Leading WL	8:58.78	Celliphine Chepteek CHESPOL	KEN	18	Eugene (Hayward Field), OR	26 May 2017
Area Record AR		National Record NR		Personal Best PB		Season Best SB

9 August 2017

RANK	PLACE	HEAT	BIB	NAME	COUNTRY	DATE of BIRTH	RESULT
1	1	2		Beatrice CHEPKOECH	KEN	6 Jul 91	9:19.03 Q
2	2	2		Ruth JEBET	BRN	17 Nov 96	9:19.52 Q
3	3	2		Courtney FRERICHS	USA	18 Jan 93	9:25.14 Q
4	4	2		Aisha PRAUGHT	JAM	14 Dec 89	9:26.37 q
5	1	3		Celliphine Chepteek CHESPOL	KEN	23 Mar 99	9:27.35 Q
6	2	3		Emma COBURN	USA	19 Oct 90	9:27.42 Q
7	3	3		Genevieve LACAZE	AUS	4 Aug 89	9:27.53 Q SB
8	4	3		Winfred Mutile YAVI	BRN	31 Dec 99	9:28.00 q
9	5	2		Geneviève LALONDE	CAN	5 Sep 91	9:31.81 q SB
10	5	3		Etenesh DIRO	ETH	10 May 91	9:31.87 q
11	6	2		Birtukan FENTE	ETH	18 Jun 89	9:33.99 q SB
12	6	3		Belén CASETTA	ARG	26 Sep 94	9:35.78 q AR
13	7	3		Fabienne SCHLUMPF	SUI	17 Nov 90	9:36.08
14	7	2		Özlem KAYA	TUR	20 Apr 90	9:37.06 SB
15	1	1		Gesa Felicitas KRAUSE	GER	3 Aug 92	9:39.86 Q
16	2	1		Hyvin Kiyeng JEPKEMOI	KEN	13 Jan 92	9:39.89 Q
17	3	1		Purity Cherotich KIRUI	KEN	13 Aug 91	9:40.53 Q
18	4	1		Fadwa SIDI MADANE	MAR	20 Nov 94	9:40.61
19	5	1		Sofia ASSEFA	ETH	14 Nov 87	9:40.88
20	8	3		Peruth CHEMUTAI	UGA	10 Jul 99	9:43.04
21	8	2		Anna Emilie MØLLER	DEN	28 Jul 97	9:44.12
22	6	1		Irene SÁNCHEZ-ESCRIBANO	ESP	25 Aug 92	9:46.59
23	9	2		Maria LARSSON	SWE	24 Mar 94	9:48.13
24	7	1		Maeva DANOIS	FRA	10 Mar 93	9:49.21
25	9	3		Rosie CLARKE	GBR	17 Nov 91	9:49.36
26	8	1		Alycia BUTTERWORTH	CAN	1 Oct 92	9:51.50
27	10	3		Viktória GYÜRKÉS	HUN	15 Oct 92	9:52.66
28	10	2		Amina BETTICHE	ALG	14 Dec 87	9:53.06
29	9	1		Mariya SHATALOVA	UKR	1 Mar 89	9:54.21
30	10	1		Lennie WAITE	GBR	4 Feb 86	9:54.97
31	11	1		Tigest GETENT	BRN	7 Jul 97	9:55.42
32	11	3		Maria BERNARD	CAN	6 Apr 93	9:59.45
33	11	2		Victoria MITCHELL	AUS	25 Apr 82	10:00.40
34	12	3		Francesca BERTONI	ITA	29 Dec 93	10:01.36
35	13	3		María José PÉREZ	ESP	12 Jun 92	10:01.84
36	12	2		Camilla RICHARDSSON	FIN	14 Sep 93	10:07.04
37	12	1		Lucie SEKANOVÁ	CZE	5 Aug 89	10:09.67
38	14	3		Tugba GÜVENC	TUR	9 Jul 94	10:13.03
39	13	1		Charlotta FOUGBERG	SWE	19 Jun 85	10:21.21

Timing and Measurement by SEIKO

AT-3KSC-W-h----.RS4..v Issued at 19:55 on Wednesday, 09 August 2017

Official Partners



SUMMARY
3000 Metres Steeplechase Women - Round 1

9 August 2017

RANK	PLACE	HEAT	BIB	NAME	COUNTRY	DATE of BIRTH	RESULT
40	13	2		Teresa URBINA	ESP	20 Mar 85	10:21.90
		1		Colleen QUIGLEY	USA	20 Nov 92	DQ 163.3(b)
		2		Luiza GEGA	ALB	5 Nov 88	DNS

NOTE IAAF Rule 163.3(b) - Infringement of the inside border

ALL-TIME OUTDOOR TOP LIST				SEASON OUTDOOR TOP LIST			
RESULT	NAME	VENUE	DATE	RESULT	NAME	VENUE	2017
8:52.78	Ruth JEBET (BRN)	Paris Saint-Denis (Stade de France)	27 Aug 16	8:58.78	Celliphine Chepteek CHESPOL (KEN)	Eugene (Hayward Field), OR	26 May
8:58.78	Celliphine Chepteek CHESPOL (KEN)	Eugene (Hayward Field), OR	26 May 17	9:00.12	Hyvin Kiyeng JEPKEMOI (KEN)	Doha (Hamad Bin Suhaim)	5 May
8:58.81	Gulnara GALKINA (RUS)	Beijing (National Stadium)	17 Aug 08	9:00.70	Beatrice CHEPKOECH (KEN)	Eugene (Hayward Field), OR	26 May
9:00.01	Hyvin Kiyeng JEPKEMOI (KEN)	Eugene (Hayward Field), OR	28 May 16	9:01.99	Ruth JEBET (BRN)	Doha (Hamad Bin Suhaim)	5 May
9:00.70	Beatrice CHEPKOECH (KEN)	Eugene (Hayward Field), OR	26 May 17	9:07.06	Sofia ASSEFA (ETH)	Hengelo (Blankers-Koen Stadion)	11 Jun
9:05.36	Habiba GHRIBI (TUN)	Bruxelles (Boudewijnstadion)	11 Sep 15	9:07.96	Emma COBURN (USA)	Eugene (Hayward Field), OR	26 May
9:06.57	Ekaterina VOLKOVA (RUS)	Osaka (Nagai Stadium)	27 Aug 07	9:13.25	Etenesh DIRO (ETH)	Paris (Stade Charléty)	1 Jul
9:07.06	Sofia ASSEFA (ETH)	Hengelo (Blankers-Koen Stadion)	11 Jun 17	9:15.35	Norah Jeruto TANUI (KEN)	Shanghai (SS)	13 May
9:07.14	Milcah Chemos CHEYWA (KEN)	Oslo (Bissett)	7 Jun 12	9:15.70	Gesa Felicitas KRAUSE (GER)	Doha (Hamad Bin Suhaim)	5 May
9:07.41	Eunice Jepkorir KERTICH (KEN)	Beijing (National Stadium)	17 Aug 08	9:19.09	Courtney FRERICHS (USA)	Eugene (Hayward Field), OR	26 May

RESULTS



3000 Metres Steeplechase Women - Round 1

First 3 in each heat (Q) and the next 6 fastest (q) advance to the Final

RECORDS	RESULT	NAME	COUNTRY	AGE	VENUE	DATE
World Record WR	8:52.78	Ruth JEBET	BRN	20	Paris Saint-Denis (Stade de France)	27 Aug 2016
Championships Record CR	9:06.57	Ekaterina VOLKOVA	RUS	29	Osaka (Nagai Stadium)	27 Aug 2007
World Leading WL	8:58.78	Celliphine Chepteek CHESPOL	KEN	18	Eugene (Hayward Field), OR	26 May 2017
Area Record AR		National Record NR		Personal Best PB		Season Best SB

Heat 1		3	9 August 2017	19:05	START TIME	15° C	88 %
						TEMPERATURE	HUMIDITY
PLACE	NAME	COUNTRY	DATE OF BIRTH	ORDER	RESULT		
1	Gesa Felicitas KRAUSE	GER	3 Aug 92	4	9:39.86	Q	
2	Hyvin Kiyeng JEPKEMOI	KEN	13 Jan 92	1	9:39.89	Q	
3	Purity Cherotich KIRUI	KEN	13 Aug 91	13	9:40.53	Q	
4	Fadwa SIDI MADANE	MAR	20 Nov 94	14	9:40.61		
5	Sofia ASSEFA	ETH	14 Nov 87	10	9:40.88		
6	Irene SÁNCHEZ-ESCRIBANO	ESP	25 Aug 92	12	9:46.59		
7	Maeva DANOIS	FRA	10 Mar 93	9	9:49.21		
8	Alycia BUTTERWORTH	CAN	1 Oct 92	8	9:51.50		
9	Mariya SHATALOVA	UKR	1 Mar 89	2	9:54.21		
10	Lennie WAITE	GBR	4 Feb 86	7	9:54.97		
11	Tigest GETENT	BRN	7 Jul 97	6	9:55.42		
12	Lucie SEKANOVÁ	CZE	5 Aug 89	3	10:09.67		
13	Charlotta FOUGBERG	SWE	19 Jun 85	11	10:21.21		
	Colleen QUIGLEY	USA	20 Nov 92	5	DQ	163.3(b)	

NOTE IAAF Rule 163.3(b) - Infringement of the inside border

INTERMEDIATE TIMES	1000m	4109	Fadwa SIDI MADANE	3:18.99
	2000m	4109	Fadwa SIDI MADANE	6:35.37

Heat 2		3	9 August 2017	19:22	START TIME	15° C	88 %
						TEMPERATURE	HUMIDITY
PLACE	NAME	COUNTRY	DATE OF BIRTH	ORDER	RESULT		
1	Beatrice CHEPKOECH	KEN	6 Jul 91	7	9:19.03	Q	
2	Ruth JEBET	BRN	17 Nov 96	11	9:19.52	Q	
3	Courtney FRERICHs	USA	18 Jan 93	6	9:25.14	Q	
4	Aisha PRAUGHT	JAM	14 Dec 89	1	9:26.37	q	
5	Geneviève LALONDE	CAN	5 Sep 91	14	9:31.81	q	SB
6	Birtukan FENTE	ETH	18 Jun 89	10	9:33.99	q	SB
7	Özlem KAYA	TUR	20 Apr 90	3	9:37.06		SB
8	Anna Emilie MØLLER	DEN	28 Jul 97	13	9:44.12		
9	Maria LARSSON	SWE	24 Mar 94	4	9:48.13		
10	Amina BETTICHE	ALG	14 Dec 87	9	9:53.06		
11	Victoria MITCHELL	AUS	25 Apr 82	8	10:00.40		
12	Camilla RICHARDSSON	FIN	14 Sep 93	5	10:07.04		
13	Teresa URBINA	ESP	20 Mar 85	2	10:21.90		
	Luiza GEGA	ALB	5 Nov 88	12	DNS		

INTERMEDIATE TIMES	1000m	4075	Beatrice CHEPKOECH	3:02.05
	2000m <td>4075 <th>Beatrice CHEPKOECH</th> <td>6:08.60</td> </td>	4075 <th>Beatrice CHEPKOECH</th> <td>6:08.60</td>	Beatrice CHEPKOECH	6:08.60

RESULTS
3000 Metres Steeplechase Women - Round 1

Heat 3

3

9 August 2017 19:40 START TIME

15° C TEMPERATURE 88 % HUMIDITY

PLACE	NAME	COUNTRY	DATE of BIRTH	ORDER	RESULT	
1	Celliphine Chepteek CHESPOL	KEN	23 Mar 99	2	9:27.35	Q
2	Emma COBURN	USA	19 Oct 90	12	9:27.42	Q
3	Genevieve LACAZE	AUS	4 Aug 89	10	9:27.53	Q SB
4	Winfred Mutile YAVI	BRN	31 Dec 99	13	9:28.00	q
5	Etenesh DIRO	ETH	10 May 91	14	9:31.87	q
6	Belén CASETTA	ARG	26 Sep 94	5	9:35.78	q AR
7	Fabienne SCHLUMPF	SUI	17 Nov 90	7	9:36.08	
8	Peruth CHEMUTAI	UGA	10 Jul 99	6	9:43.04	
9	Rosie CLARKE	GBR	17 Nov 91	4	9:49.36	
10	Viktória GYÜRKÉS	HUN	15 Oct 92	3	9:52.66	
11	Maria BERNARD	CAN	6 Apr 93	8	9:59.45	
12	Francesca BERTONI	ITA	29 Dec 93	1	10:01.36	
13	María José PÉREZ	ESP	12 Jun 92	11	10:01.84	
14	Tugba GÜVENC	TUR	9 Jul 94	9	10:13.03	

INTERMEDIATE TIMES	1000m	4279	Peruth CHEMUTAI	3:13.50
	2000m	3710	Winfred Mutile YAVI	6:22.55

ALL-TIME OUTDOOR TOP LIST

RESULT	NAME	VENUE	DATE
8:52.78	Ruth JEBET (BRN)	Paris Saint-Denis (Stade de France)	27 Aug 16
8:58.78	Celliphine Chepteek CHESPOL (KEN)	Hayward Field, OR	26 May 17
8:58.81	Gulnara GALKINA (RUS)	Beijing (National Stadium)	17 Aug 08
9:00.01	Hyvin Kiyeng JEPKEMOI (KEN)	Hayward Field, OR	28 May 16
9:00.70	Beatrice CHEPKOECH (KEN)	Eugene (Hayward Field), OR	26 May 17
9:05.36	Habiba GHRIBI (TUN)	Bruxelles (Boudewijnstadion)	11 Sep 15
9:06.57	Ekaterina VOLKOVA (RUS)	Osaka (Nagai Stadium)	27 Aug 07
9:07.06	Sofia ASSEFA (ETH)	Hengelo (Blankers-Koen Stadion)	11 Jun 17
9:07.14	Milcah Chemos CHEYWA (KEN)	Oslo (Bislett)	7 Jun 12
9:07.41	Eunice Jepkorir KERTICH (KEN)	Ningbo (National Stadium)	17 Aug 08

SEASON OUTDOOR TOP LIST

RESULT	NAME	VENUE	2017
8:58.78	Celliphine Chepteek CHESPOL (KEN)	Hayward Field, OR	26 May
9:00.12	Hyvin Kiyeng JEPKEMOI (KEN)	Doha (Hamad Bin Suhaim)	5 May
9:00.70	Beatrice CHEPKOECH (KEN)	Eugene (Hayward Field), OR	26 May
9:01.99	Ruth JEBET (BRN)	Doha (Hamad Bin Suhaim)	5 May
9:07.06	Sofia ASSEFA (ETH)	Hengelo (Blankers-Koen Stadion)	11 Jun
9:07.96	Emma COBURN (USA)	Eugene (Hayward Field), OR	26 May
9:13.25	Etenesh DIRO (ETH)	Paris (Stade Charléty)	1 Jul
9:15.35	Norah Jeruto TANUI (KEN)	Shanghai (SS)	13 May
9:15.70	Gesa Felicitas KRAUSE (GER)	Doha (Hamad Bin Suhaim)	5 May
9:19.09	Courtney FRERICHS (USA)	Eugene (Hayward Field), OR	26 May



RESULTS



100 Metres Hurdles Women - Final

RECORDS	RESULT	NAME	COUNTRY	AGE	VENUE	DATE
World Record WR	12.20	Kendra HARRISON	USA	24	London (Olympic Stadium)	22 Jul 2016
Championships Record CR	12.28	Sally PEARSON	AUS	25	Daegu (DS)	3 Sep 2011
World Leading WL	12.28	Kendra HARRISON	USA	25	Székesfehérvár (Sóstói Stadion)	4 Jul 2017
Area Record AR						
National Record NR						
Personal Best PB						
Season Best SB						

12 August 2017 20:05 START TIME

21° C TEMPERATURE 53 % HUMIDITY

+0.1 m/s WIND

PLACE	NAME	COUNTRY	DATE OF BIRTH	LANE	RESULT	REACTION	Fn
1	Sally PEARSON	AUS	19 Sep 86	4	12.59		
2	Dawn HARPER NELSON	USA	13 May 84	6	12.63	SB	0.167
3	Pamela DUTKIEWICZ	GER	28 Sep 91	5	12.72		0.143
4	Kendra HARRISON	USA	18 Sep 92	3	12.74 (.736)		0.146
5	Christina MANNING	USA	29 May 90	7	12.74 (.737)		0.183
6	Alina TALAY	BLR	14 May 89	8	12.81	SB	0.139
7	Nadine VISSER	NED	9 Feb 95	2	12.83		0.154
8	Nia ALI	USA	23 Oct 88	9	13.04		0.149

ALL-TIME OUTDOOR TOP LIST				SEASON OUTDOOR TOP LIST			
RESULT	NAME	VENUE	DATE	RESULT	NAME	VENUE	2017
12.20	Kendra HARRISON (USA)	London (Olympic Stadium)	22 Jul 16	12.28	Kendra HARRISON (USA)	Székesfehérvár (Sóstói Stadion)	4 Jul
12.21	Yordanka DONKOVA (BUL)	Itara Zagora (Beroe Stadium)	20 Aug 88	12.47	Jasmin STOWERS (USA)	Sacramento (Hornet Stadium), CA	24 Jun
12.25	Ginka ZAGORCHEVA (BUL)	Dráma	8 Aug 87	12.48	Sally PEARSON (AUS)	London (Olympic Stadium)	9 Jul
12.26	Ludmila ENGQUIST (RUS)	Sevilla	6 Jun 92	12.52	Nia ALI (USA)	Sacramento (Hornet Stadium), CA	24 Jun
12.26	Brianna ROLLINS (USA)	Des Moines (Drake Stadium), IA	22 Jun 13	12.52	Sharika NELVIS (USA)	Monaco (Stade Louis II)	21 Jul
12.28	Sally PEARSON (AUS)	Daegu (DS)	3 Sep 11	12.56	Danielle WILLIAMS (JAM)	Kingston (NS), JAM	25 Jun
12.33	Gail DEVERS (USA)	Sacramento, CA	23 Jul 00	12.57	Oluwatobiloba AMUSAN (NGR)	Eugene (Hayward Field), OR	10 Jun
12.34	Sharika NELVIS (USA)	Eugene (Hayward Field), OR	26 Jun 15	12.58	Jasmine CAMACHO-QUINN (PUR)	Eugene (Hayward Field), OR	10 Jun
12.35	Jasmin STOWERS (USA)	Doha (Hamad Bin Suhaim)	15 May 15	12.58	Christina MANNING (USA)	Lausanne (Pontaise)	6 Jul
12.36	Grazyna RABSZTYN (POL)	Warszawa	13 Jun 80	12.61	Pamela DUTKIEWICZ (GER)	Weinheim	27 May
				12.61	Kristi CASTLIN (USA)	Lausanne (Pontaise)	6 Jul



RESULT PROGRESSION



100 Metres Hurdles Women - Final

RECORDS	RESULT	NAME	COUNTRY	AGE	VENUE	DATE
World Record WR	12.20	Kendra HARRISON	USA	24	London (Olympic Stadium)	22 Jul 2016
Championships Record CR	12.28	Sally PEARSON	AUS	25	Daegu (DS)	3 Sep 2011
World Leading WL	12.28	Kendra HARRISON	USA	25	Székesfehérvár (Sóstói Stadion)	4 Jul 2017
Area Record AR		National Record NR		Personal Best PB		Season Best SB

12 August 2017

RANK	BIB	NAME	COUNTRY	DATE of BIRTH	PHASE	HEAT	LANE	PLACE	RESULT	WIND
1		Sally PEARSON	AUS	19 Sep 86	Final	1	4	1	12.59	+0.1
					Semi-Final	1	6	1	12.53 Q	+0.5
					Round 1	4	6	3	12.72 Q	-0.6
2		Dawn HARPER NELSON	USA	13 May 84	Final	1	6	2	12.63 SB	+0.1
					Semi-Final	3	7	2	12.63 Q SB	+0.2
					Round 1	4	3	7	12.88 Q	-0.6
3		Pamela DUTKIEWICZ	GER	28 Sep 91	Final	1	5	3	12.72	+0.1
					Semi-Final	3	4	3	12.71 Q	+0.2
					Round 1	1	6	4	12.74 Q	-1.4
5		Christina MANNING	USA	29 May 90	Final	1	7	5	12.74	+0.1
					Semi-Final	2	5	4	12.71 Q	+0.5
					Round 1	5	9	6	12.87 Q	-0.6
4		Kendra HARRISON	USA	18 Sep 92	Final	1	3	4	12.74	+0.1
					Semi-Final	3	6	8	12.86 q	+0.2
					Round 1	3	2	1	12.60 Q	-0.6
6		Alina TALAY	BLR	14 May 89	Final	1	8	6	12.81 SB	+0.1
					Semi-Final	2	6	7	12.85 Q SB	+0.5
					Round 1	3	8	8	12.88 Q SB	-0.6
7		Nadine VISSER	NED	9 Feb 95	Final	1	2	7	12.83	+0.1
					Semi-Final	1	7	6	12.83 q	+0.5
					Round 1	5	6	13	12.96 Q	-0.6
8		Nia ALI	USA	23 Oct 88	Final	1	9	8	13.04	+0.1
					Semi-Final	1	4	5	12.79 Q	+0.5
					Round 1	2	7	10	12.93 Q	-0.9

ALL-TIME OUTDOOR TOP LIST				SEASON OUTDOOR TOP LIST			
RESULT	NAME	VENUE	DATE	RESULT	NAME	VENUE	2017
12.20	Kendra HARRISON (USA)	London (Olympic Stadium)	22 Jul 16	12.28	Kendra HARRISON (USA)	Székesfehérvár (Sóstói Stadion)	4 Jul
12.21	Yordanka DONKOVA (BUL)	Stara Zagora (Beroe Stadium)	20 Aug 88	12.47	Jasmin STOWERS (USA)	Sacramento (Hornet Stadium), CA	24 Jun
12.25	Ginka ZAGORCHEVA (BUL)	Dráma	8 Aug 87	12.48	Sally PEARSON (AUS)	London (Olympic Stadium)	9 Jul
12.26	Ludmila ENGQUIST (RUS)	Sevilla	6 Jun 92	12.52	Nia ALI (USA)	Sacramento (Hornet Stadium), CA	24 Jun
12.26	Brianna ROLLINS (USA)	Des Moines (Drake Stadium), IA	22 Jun 13	12.52	Sharika NELVIS (USA)	Monaco (Stade Louis II)	21 Jul
12.28	Sally PEARSON (AUS)	Daegu (DS)	3 Sep 11	12.56	Danielle WILLIAMS (JAM)	Kingston (NS), JAM	25 Jun
12.33	Gail DEVERS (USA)	Sacramento, CA	23 Jul 00	12.57	Oluwatobiloba AMUSAN (NGR)	Eugene (Hayward Field), OR	10 Jun
12.34	Sharika NELVIS (USA)	Eugene (Hayward Field), OR	26 Jun 15	12.58	Jasmine CAMACHO-QUINN (PUR)	Eugene (Hayward Field), OR	10 Jun
12.35	Jasmin STOWERS (USA)	Doha (Hamad Bin Suhaim)	15 May 15	12.58	Christina MANNING (USA)	Lausanne (Pontaise)	6 Jul
12.36	Grazyna RABSZTYN (POL)	Warszawa	13 Jun 80	12.61	Pamela DUTKIEWICZ (GER)	Weinheim	27 May
				12.61	Kristi CASTLIN (USA)	Lausanne (Pontaise)	6 Jul

SUMMARY



100 Metres Hurdles Women - Semi-Final

First 2 in each heat (Q) and the next 2 fastest (q) advance to the Final

RECORDS	RESULT	NAME	COUNTRY	AGE	VENUE	DATE
World Record WR	12.20	Kendra HARRISON	USA	24	London (Olympic Stadium)	22 Jul 2016
Championships Record CR	12.28	Sally PEARSON	AUS	25	Daegu (DS)	3 Sep 2011
World Leading WL	12.28	Kendra HARRISON	USA	25	Székesfehérvár (Sóstói Stadion)	4 Jul 2017
Area Record AR		National Record NR		Personal Best PB		Season Best SB

11 August 2017

RANK	PLACE	HEAT	LANE	BIB	NAME	COUNTRY	DATE of BIRTH	RESULT		WIND
1	1	1	6		Sally PEARSON	AUS	19 Sep 86	12.53	Q	+0.5
2	1	3	7		Dawn HARPER NELSON	USA	13 May 84	12.63	Q SB	+0.2
3	2	3	4		Pamela DUTKIEWICZ	GER	28 Sep 91	12.71 (.709)	Q	+0.2
4	1	2	5		Christina MANNING	USA	29 May 90	12.71 (.710)	Q	+0.5
5	2	1	4		Nia ALI	USA	23 Oct 88	12.79	Q	+0.5
6	3	1	7		Nadine VISSER	NED	9 Feb 95	12.83	q	+0.5
7	2	2	6		Alina TALAY	BLR	14 May 89	12.85	Q SB	+0.5
8	3	3	6		Kendra HARRISON	USA	18 Sep 92	12.86	q	+0.2
9	4	3	5		Isabelle PEDERSEN	NOR	27 Jan 92	12.87		+0.2
10	3	2	7		Yanique THOMPSON	JAM	12 Mar 96	12.88		+0.5
11	4	1	5		Megan SIMMONDS	JAM	18 Mar 94	12.93		+0.5
12	5	3	9		Rushelle BURTON	JAM	4 Dec 97	12.94		+0.2
13	6	3	2		Devynne CHARLTON	BAH	26 Nov 95	12.95		+0.2
14	4	2	9		Oluwatobiloba AMUSAN	NGR	23 Apr 97	13.04 (.034)		+0.5
15	5	1	8		Phylicia GEORGE	CAN	16 Nov 87	13.04 (.040)		+0.5
16	7	3	8		Hanna PLOTITSYNA	UKR	1 Jan 87	13.08		+0.2
17	6	1	3		Ricarda LOBE	GER	13 Apr 94	13.11		+0.5
18	5	2	4		Danielle WILLIAMS	JAM	14 Sep 92	13.14		+0.5
19	6	2	8		Elvira HERMAN	BLR	9 Jan 97	13.16		+0.5
20	7	1	2		Lindsay LINDLEY	NGR	10 Jun 89	13.18		+0.5
21	7	2	3		Michelle JENNEKE	AUS	23 Jun 93	13.25		+0.5
22	8	3	3		Sharona BAKKER	NED	12 Apr 90	13.29 (.283)		+0.2
23	8	2	2		Ayako KIMURA	JPN	11 Jun 88	13.29 (.287)		+0.5
24	8	1	9		Anne ZAGRE	BEL	13 Mar 90	13.34		+0.5

ALL-TIME OUTDOOR TOP LIST

RESULT	NAME	VENUE	DATE
12.20	Kendra HARRISON (USA)	London (Olympic Stadium)	22 Jul 16
12.21	Yordanka DONKOVA (BUL)	Stara Zagora (Beroe Stadium)	20 Aug 88
12.25	Ginka ZAGORCHEVA (BUL)	Dráma	8 Aug 87
12.26	Ludmila ENGQUIST (RUS)	Sevilla	6 Jun 92
12.26	Brianna ROLLINS (USA)	Des Moines (Drake Stadium), IA	22 Jun 13
12.28	Sally PEARSON (AUS)	Daegu (DS)	3 Sep 11
12.33	Gail DEVERS (USA)	Sacramento, CA	23 Jul 00
12.34	Sharika NELVIS (USA)	Eugene (Hayward Field), OR	26 Jun 15
12.35	Jasmin STOWERS (USA)	Doha (Hamad Bin Suhaim)	15 May 15
12.36	Grazyna RABSZTYN (POL)	Warszawa	13 Jun 80

SEASON OUTDOOR TOP LIST

RESULT	NAME	VENUE	2017
12.28	Kendra HARRISON (USA)	Székesfehérvár (Sóstói Stadion)	4 Jul
12.47	Jasmin STOWERS (USA)	Sacramento (Hornet Stadium), CA	24 Jun
12.48	Sally PEARSON (AUS)	London (Olympic Stadium)	9 Jul
12.52	Nia ALI (USA)	Sacramento (Hornet Stadium), CA	24 Jun
12.52	Sharika NELVIS (USA)	Monaco (Stade Louis II)	21 Jul
12.56	Danielle WILLIAMS (JAM)	Kingston (NS), JAM	25 Jun
12.57	Oluwatobiloba AMUSAN (NGR)	Eugene (Hayward Field), OR	10 Jun
12.58	Jasmine CAMACHO-QUINN (PUR)	Eugene (Hayward Field), OR	10 Jun
12.58	Christina MANNING (USA)	Lausanne (Pontaise)	6 Jul
12.61	Pamela DUTKIEWICZ (GER)	Weinheim	27 May
12.61	Kristi CASTLIN (USA)	Lausanne (Pontaise)	6 Jul

RESULTS



100 Metres Hurdles Women - Semi-Final

First 2 in each heat (Q) and the next 2 fastest (q) advance to the Final

RECORDS	RESULT	NAME	COUNTRY	AGE	VENUE	DATE
World Record WR	12.20	Kendra HARRISON	USA	24	London (Olympic Stadium)	22 Jul 2016
Championships Record CR	12.28	Sally PEARSON	AUS	25	Daegu (DS)	3 Sep 2011
World Leading WL	12.28	Kendra HARRISON	USA	25	Székesfehérvár (Sóstói Stadion)	4 Jul 2017
Area Record AR		National Record NR		Personal Best PB		Season Best SB

Heat 1

3

11 August 2017 19:05 START TIME

20° C TEMPERATURE 60 % HUMIDITY

+0.5 m/s WIND

PLACE	NAME	COUNTRY	DATE OF BIRTH	LANE	RESULT	REACTION	Fn
1	Sally PEARSON	AUS	19 Sep 86	6	12.53	Q	0.119
2	Nia ALI	USA	23 Oct 88	4	12.79	Q	0.158
3	Nadine VISSER	NED	9 Feb 95	7	12.83	q	0.175
4	Megan SIMMONDS	JAM	18 Mar 94	5	12.93		0.148
5	Phylicia GEORGE	CAN	16 Nov 87	8	13.04 (.040)		0.117
6	Ricarda LOBE	GER	13 Apr 94	3	13.11		0.147
7	Lindsay LINDLEY	NGR	10 Jun 89	2	13.18		0.163
8	Anne ZAGRE	BEL	13 Mar 90	9	13.34		0.139

Heat 2

3

11 August 2017 19:14 START TIME

20° C TEMPERATURE 60 % HUMIDITY

+0.5 m/s WIND

PLACE	NAME	COUNTRY	DATE OF BIRTH	LANE	RESULT	REACTION	Fn
1	Christina MANNING	USA	29 May 90	5	12.71 (.710)	Q	0.149
2	Alina TALAY	BLR	14 May 89	6	12.85	Q SB	0.119
3	Yanique THOMPSON	JAM	12 Mar 96	7	12.88		0.143
4	Oluwatobiloba AMUSAN	NGR	23 Apr 97	9	13.04 (.034)		0.137
5	Danielle WILLIAMS	JAM	14 Sep 92	4	13.14		0.121
6	Elvira HERMAN	BLR	9 Jan 97	8	13.16		0.129
7	Michelle JENNEKE	AUS	23 Jun 93	3	13.25		0.145
8	Ayako KIMURA	JPN	11 Jun 88	2	13.29 (.287)		0.163

Heat 3

3

11 August 2017 19:23 START TIME

20° C TEMPERATURE 60 % HUMIDITY

+0.2 m/s WIND

PLACE	NAME	COUNTRY	DATE OF BIRTH	LANE	RESULT	REACTION	Fn
1	Dawn HARPER NELSON	USA	13 May 84	7	12.63	Q SB	0.109
2	Pamela DUTKIEWICZ	GER	28 Sep 91	4	12.71 (.709)	Q	0.156
3	Kendra HARRISON	USA	18 Sep 92	6	12.86	q	0.148
4	Isabelle PEDERSEN	NOR	27 Jan 92	5	12.87		0.149
5	Rushelle BURTON	JAM	4 Dec 97	9	12.94		0.180
6	Devynne CHARLTON	BAH	26 Nov 95	2	12.95		0.163
7	Hanna PLOTITSYNA	UKR	1 Jan 87	8	13.08		0.139
8	Sharona BAKKER	NED	12 Apr 90	3	13.29 (.283)		0.183

ALL-TIME OUTDOOR TOP LIST

RESULT	NAME	VENUE	DATE
12.20	Kendra HARRISON (USA)	London (Olympic Stadium)	22 Jul 16
12.21	Yordanka DONKOVA (BUL)	Stara Zagora (Beroe Stadium)	20 Aug 88
12.25	Ginka ZAGORCHEVA (BUL)	Dráma	8 Aug 87
12.26	Ludmila ENGQUIST (RUS)	Sevilla	6 Jun 92
12.26	Brianna ROLLINS (USA)	Des Moines (Drake Stadium), IA	22 Jun 13
12.28	Sally PEARSON (AUS)	Daegu (DS)	3 Sep 11
12.33	Gail DEVERS (USA)	Sacramento, CA	23 Jul 00
12.34	Sharika NELVIS (USA)	Eugene (Hayward Field), OR	26 Jun 15
12.35	Jasmin STOWERS (USA)	Doha (Hamad Bin Suhaim)	15 May 15
12.36	Grazyna RABSZTYN (POL)	Warszawa	13 Jun 80

SEASON OUTDOOR TOP LIST

RESULT	NAME	VENUE	2017
12.28	Kendra HARRISON (USA)	Székesfehérvár (Sóstói Stadion)	4 Jul
12.47	Jasmin STOWERS (USA)	Sacramento (Hornet Stadium), CA	24 Jun
12.48	Sally PEARSON (AUS)	London (Olympic Stadium)	9 Jul
12.52	Nia ALI (USA)	Sacramento (Hornet Stadium), CA	24 Jun
12.52	Sharika NELVIS (USA)	Monaco (Stade Louis II)	21 Jul
12.56	Danielle WILLIAMS (JAM)	Kingston (NS), JAM	25 Jun
12.57	Oluwatobiloba AMUSAN (NGR)	Eugene (Hayward Field), OR	10 Jun
12.58	Jasmine CAMACHO-QUINN (PUR)	Eugene (Hayward Field), OR	10 Jun
12.58	Christina MANNING (USA)	Lausanne (Pontaise)	6 Jul
12.61	Pamela DUTKIEWICZ (GER)	Weinheim	27 May
12.61	Kristi CASTLIN (USA)	Lausanne (Pontaise)	6 Jul

SUMMARY



100 Metres Hurdles Women - Round 1

First 4 in each heat (Q) and the next 4 fastest (q) advance to the Semi-Finals

RECORDS	RESULT	NAME	COUNTRY	AGE	VENUE	DATE
World Record WR	12.20	Kendra HARRISON	USA	24	London (Olympic Stadium)	22 Jul 2016
Championships Record CR	12.28	Sally PEARSON	AUS	25	Daegu (DS)	3 Sep 2011
World Leading WL	12.28	Kendra HARRISON	USA	25	Székesfehérvár (Sóstói Stadion)	4 Jul 2017
Area Record AR		National Record NR		Personal Best PB		Season Best SB

11 August 2017

RANK	PLACE	HEAT	LANE	BIB	NAME	COUNTRY	DATE of BIRTH	RESULT		WIND
1	1	3	2		Kendra HARRISON	USA	18 Sep 92	12.60	Q	-0.6
2	1	1	5		Danielle WILLIAMS	JAM	14 Sep 92	12.66	Q	-1.4
3	1	4	6		Sally PEARSON	AUS	19 Sep 86	12.72	Q	-0.6
4	2	1	6		Pamela DUTKIEWICZ	GER	28 Sep 91	12.74	Q	-1.4
5	1	2	6		Megan SIMMONDS	JAM	18 Mar 94	12.78	Q	-0.9
6	1	5	9		Christina MANNING	USA	29 May 90	12.87	Q	-0.6
7	2	4	3		Dawn HARPER NELSON	USA	13 May 84	12.88 (.875)	Q	-0.6
8	2	3	8		Alina TALAY	BLR	14 May 89	12.88 (.876)	Q SB	-0.6
9	3	3	3		Yanique THOMPSON	JAM	12 Mar 96	12.88 (.877)	Q	-0.6
10	2	2	7		Nia ALI	USA	23 Oct 88	12.93	Q	-0.9
11	3	1	2		Isabelle PEDERSEN	NOR	27 Jan 92	12.94 (.935)	Q	-1.4
12	3	4	2		Rushelle BURTON	JAM	4 Dec 97	12.94 (.936)	Q	-0.6
13	2	5	6		Nadine VISSER	NED	9 Feb 95	12.96	Q	-0.6
14	3	5	8		Oluwatobiloba AMUSAN	NGR	23 Apr 97	12.97 (.965)	Q	-0.6
15	4	1	3		Anne ZAGRE	BEL	13 Mar 90	12.97 (.966)	Q	-1.4
16	3	2	8		Phylicia GEORGE	CAN	16 Nov 87	13.01 (.003)	Q	-0.9
17	4	5	3		Elvira HERMAN	BLR	9 Jan 97	13.01 (.004)	Q	-0.6
18	4	4	9		Hanna PLOTITSYNA	UKR	1 Jan 87	13.01 (.008)	Q	-0.6
19	4	3	9		Devynne CHARLTON	BAH	26 Nov 95	13.02	Q	-0.6
20	5	3	5		Lindsay LINDLEY	NGR	10 Jun 89	13.07	q	-0.6
21	5	4	4		Ricarda LOBE	GER	13 Apr 94	13.08	q	-0.6
22	6	3	4		Michelle JENNEKE	AUS	23 Jun 93	13.11	q	-0.6
23	5	1	7		Sharona BAKKER	NED	12 Apr 90	13.12	q	-1.4
24	5	5	5		Nadine HILDEBRAND	GER	20 Sep 87	13.14 (.134)		-0.6
25	7	3	6		Elisávet PESIRÍDOU	GRE	12 Feb 92	13.14 (.137)		-0.6
26	6	1	9		Gréta KEREKES	HUN	9 Oct 92	13.15 (.147)		-1.4
27	4	2	5		Ayako KIMURA	JPN	11 Jun 88	13.15 (.149)	Q	-0.9
28	5	2	9		Luca KOZÁK	HUN	1 Jun 96	13.17		-0.9
29	6	2	4		Tiffany PORTER	GBR	13 Nov 87	13.18		-0.9
30	6	5	2		Angela WHYTE	CAN	22 May 80	13.23		-0.6
31	6	4	5		Hitomi SHIMURA	JPN	8 Nov 90	13.29		-0.6
32	7	2	3		Eefje BOONS	NED	18 Jul 94	13.34		-0.9
33	7	4	8		Eline BERINGS	BEL	28 May 86	13.35		-0.6
34	7	5	7		Hyelim JUNG	KOR	1 Jul 87	13.37		-0.6
35	8	4	7		Marthe KOALA	BUR	8 Mar 94	13.38		-0.6
36	7	1	8		Fabiana MORAES	BRA	5 Jun 86	13.40		-1.4
37	8	1	4		Alicia BARRETT	GBR	25 Mar 98	13.42		-1.4
38	8	2	2		Mulern JEAN	HAI	25 Sep 92	13.63		-0.9
39	8	3	7		Lina AHMED	EGY	11 Mar 97	13.78	SB	-0.6

SUMMARY
100 Metres Hurdles Women - Round 1

11 August 2017

RANK	PLACE	HEAT	LANE	BIB	NAME	COUNTRY	DATE of BIRTH	RESULT	WIND
	5		4		Deborah JOHN	TTO	10 Apr 90	DNF	-0.6

ALL-TIME OUTDOOR TOP LIST				SEASON OUTDOOR TOP LIST			
RESULT	NAME	VENUE	DATE	RESULT	NAME	VENUE	2017
12.20	Kendra HARRISON (USA)	London (Olympic Stadium)	22 Jul 16	12.28	Kendra HARRISON (USA)	Székesfehérvár (Sóstói Stadion)	4 Jul
12.21	Yordanka DONKOVA (BUL)	Stara Zagora (Beroe Stadium)	20 Aug 88	12.47	Jasmin STOWERS (USA)	Sacramento (Hornet Stadium), CA	24 Jun
12.25	Ginka ZAGORCHEVA (BUL)	Dráma	8 Aug 87	12.48	Sally PEARSON (AUS)	London (Olympic Stadium)	9 Jul
12.26	Ludmila ENGQUIST (RUS)	Sevilla	6 Jun 92	12.52	Nia ALI (USA)	Sacramento (Hornet Stadium), CA	24 Jun
12.26	Brianna ROLLINS (USA)	Des Moines (Drake Stadium), IA	22 Jun 13	12.52	Sharika NELVIS (USA)	Monaco (Stade Louis II)	21 Jul
12.28	Sally PEARSON (AUS)	Daegu (DS)	3 Sep 11	12.56	Danielle WILLIAMS (JAM)	Kingston (NS), JAM	25 Jun
12.33	Gail DEVERS (USA)	Sacramento, CA	23 Jul 00	12.57	Oluwatobiloba AMUSAN (NGR)	Eugene (Hayward Field), OR	10 Jun
12.34	Sharika NELVIS (USA)	Eugene (Hayward Field), OR	26 Jun 15	12.58	Jasmine CAMACHO-QUINN (PUR)	Eugene (Hayward Field), OR	10 Jun
12.35	Jasmin STOWERS (USA)	Doha (Hamad Bin Suhaim)	15 May 15	12.58	Christina MANNING (USA)	Lausanne (Pontaise)	6 Jul
12.36	Grazyna RABSZTYN (POL)	Warszawa	13 Jun 80	12.61	Pamela DUTKIEWICZ (GER)	Weinheim	27 May
				12.61	Kristi CASTLIN (USA)	Lausanne (Pontaise)	6 Jul



RESULTS



100 Metres Hurdles Women - Round 1

First 4 in each heat (Q) and the next 4 fastest (q) advance to the Semi-Finals

RECORDS	RESULT	NAME	COUNTRY	AGE	VENUE	DATE
World Record WR	12.20	Kendra HARRISON	USA	24	London (Olympic Stadium)	22 Jul 2016
Championships Record CR	12.28	Sally PEARSON	AUS	25	Daegu (DS)	3 Sep 2011
World Leading WL	12.28	Kendra HARRISON	USA	25	Székesfehérvár (Sóstói Stadion)	4 Jul 2017
Area Record AR		National Record NR		Personal Best PB		Season Best SB

Heat 1 **5** 11 August 2017 10:44 START TIME 17° C TEMPERATURE 72 % HUMIDITY -1.4 m/s WIND

PLACE	NAME	COUNTRY	DATE OF BIRTH	LANE	RESULT	REACTION	Fn
1	Danielle WILLIAMS	JAM	14 Sep 92	5	12.66	Q 0.125	
2	Pamela DUTKIEWICZ	GER	28 Sep 91	6	12.74	Q 0.137	
3	Isabelle PEDERSEN	NOR	27 Jan 92	2	12.94	[.935] Q 0.153	
4	Anne ZAGRE	BEL	13 Mar 90	3	12.97	[.966] Q 0.146	
5	Sharona BAKKER	NED	12 Apr 90	7	13.12	q 0.136	
6	Gréta KEREKES	HUN	9 Oct 92	9	13.15	[.147] 0.124	
7	Fabiana MORAES	BRA	5 Jun 86	8	13.40	0.130	
8	Alicia BARRETT	GBR	25 Mar 98	4	13.42	0.173	

Heat 2 **5** 11 August 2017 10:52 START TIME 17° C TEMPERATURE 72 % HUMIDITY -0.9 m/s WIND

PLACE	NAME	COUNTRY	DATE OF BIRTH	LANE	RESULT	REACTION	Fn
1	Megan SIMMONDS	JAM	18 Mar 94	6	12.78	Q 0.187	
2	Nia ALI	USA	23 Oct 88	7	12.93	Q 0.153	
3	Phylicia GEORGE	CAN	16 Nov 87	8	13.01	[.003] Q 0.134	
4	Ayako KIMURA	JPN	11 Jun 88	5	13.15	[.149] Q 0.160	
5	Luca KOZÁK	HUN	1 Jun 96	9	13.17	0.179	
6	Tiffany PORTER	GBR	13 Nov 87	4	13.18	0.142	
7	Eefje BOONS	NED	18 Jul 94	3	13.34	0.166	
8	Mulern JEAN	HAI	25 Sep 92	2	13.63	0.159	

Heat 3 **5** 11 August 2017 11:00 START TIME 17° C TEMPERATURE 72 % HUMIDITY -0.6 m/s WIND

PLACE	NAME	COUNTRY	DATE OF BIRTH	LANE	RESULT	REACTION	Fn
1	Kendra HARRISON	USA	18 Sep 92	2	12.60	Q 0.147	
2	Alina TALAY	BLR	14 May 89	8	12.88	[.876] Q SB 0.138	
3	Yanique THOMPSON	JAM	12 Mar 96	3	12.88	[.877] Q 0.156	
4	Devynne CHARLTON	BAH	26 Nov 95	9	13.02	Q 0.191	
5	Lindsay LINDLEY	NGR	10 Jun 89	5	13.07	q 0.157	
6	Michelle JENNEKE	AUS	23 Jun 93	4	13.11	q 0.148	
7	Elisávet PESIRÍDOU	GRE	12 Feb 92	6	13.14	[.137] 0.144	
8	Lina AHMED	EGY	11 Mar 97	7	13.78	SB 0.170	



RESULTS
100 Metres Hurdles Women - Round 1

Heat 4 **5**

11 August 2017 11:08 START TIME

18° C TEMPERATURE 68 % HUMIDITY

-0.6 m/s WIND

PLACE	NAME	COUNTRY	DATE OF BIRTH	LANE	RESULT	REACTION	Fn
1	Sally PEARSON	AUS	19 Sep 86	6	12.72	Q	0.135
2	Dawn HARPER NELSON	USA	13 May 84	3	12.88 (.875)	Q	0.179
3	Rushelle BURTON	JAM	4 Dec 97	2	12.94 (.936)	Q	0.153
4	Hanna PLOTITSYNA	UKR	1 Jan 87	9	13.01 (.008)	Q	0.139
5	Ricarda LOBE	GER	13 Apr 94	4	13.08	q	0.151
6	Hitomi SHIMURA	JPN	8 Nov 90	5	13.29		0.143
7	Eline BERINGS	BEL	28 May 86	8	13.35		0.137
8	Marthe KOALA	BUR	8 Mar 94	7	13.38		0.183

Heat 5 **5**

11 August 2017 11:16 START TIME

18° C TEMPERATURE 68 % HUMIDITY

-0.6 m/s WIND

PLACE	NAME	COUNTRY	DATE OF BIRTH	LANE	RESULT	REACTION	Fn
1	Christina MANNING	USA	29 May 90	9	12.87	Q	0.141
2	Nadine VISSER	NED	9 Feb 95	6	12.96	Q	0.161
3	Oluwatobiloba AMUSAN	NGR	23 Apr 97	8	12.97 (.965)	Q	0.163
4	Elvira HERMAN	BLR	9 Jan 97	3	13.01 (.004)	Q	0.155
5	Nadine HILDEBRAND	GER	20 Sep 87	5	13.14 (.134)		0.167
6	Angela WHYTE	CAN	22 May 80	2	13.23		0.170
7	Hyelim JUNG	KOR	1 Jul 87	7	13.37		0.147
	Deborah JOHN	TTO	10 Apr 90	4	DNF		0.156

ALL-TIME OUTDOOR TOP LIST

SEASON OUTDOOR TOP LIST

RESULT	NAME	VENUE	DATE	RESULT	NAME	VENUE	2017
12.20	Kendra HARRISON (USA)	London (Olympic Stadium)	22 Jul 16	12.28	Kendra HARRISON (USA)	Székesfehérvár (Sóstói Stadion)	4 Jul
12.21	Yordanka DONKOVA (BUL)	Stara Zagora (Beroe Stadium)	20 Aug 88	12.47	Jasmin STOWERS (USA)	Sacramento (Hornet Stadium), CA	24 Jun
12.25	Ginka ZAGORCHEVA (BUL)	Dráma	8 Aug 87	12.48	Sally PEARSON (AUS)	London (Olympic Stadium)	9 Jul
12.26	Ludmila ENQUIST (RUS)	Sevilla	6 Jun 92	12.52	Nia ALI (USA)	Sacramento (Hornet Stadium), CA	24 Jun
12.26	Brianna ROLLINS (USA)	Des Moines (Drake Stadium), IA	22 Jun 13	12.52	Sharika NELVIS (USA)	Monaco (Stade Louis II)	21 Jul
12.28	Sally PEARSON (AUS)	Daegu (DS)	3 Sep 11	12.56	Danielle WILLIAMS (JAM)	Kingston (NS), JAM	25 Jun
12.33	Gail DEVERS (USA)	Sacramento, CA	23 Jul 00	12.57	Oluwatobiloba AMUSAN (NGR)	Eugene (Hayward Field), OR	10 Jun
12.34	Sharika NELVIS (USA)	Eugene (Hayward Field), OR	26 Jun 15	12.58	Jasmine CAMACHO-QUINN (PUR)	Eugene (Hayward Field), OR	10 Jun
12.35	Jasmin STOWERS (USA)	Doha (Hamad Bin Suhaim)	15 May 15	12.58	Christina MANNING (USA)	Lausanne (Pontaise)	6 Jul
12.36	Grazyna RABSZTYN (POL)	Warszawa	13 Jun 80	12.61	Pamela DUTKIEWICZ (GER)	Weinheim	27 May
				12.61	Kristi CASTLIN (USA)	Lausanne (Pontaise)	6 Jul



RESULTS



400 Metres Hurdles Women - Final

RECORDS	RESULT	NAME	COUNTRY	AGE	VENUE	DATE
World Record WR	52.34	Yuliya PECHENKINA	RUS	25	Tula (Arsenal Stadium)	8 Aug 2003
Championships Record CR	52.42	Melaine WALKER	JAM	26	Berlin (Olympiastadion)	20 Aug 2009
World Leading WL	52.64	Dalilah MUHAMMAD	USA	27	Sacramento (Hornet Stadium), CA	25 Jun 2017
Area Record AR		National Record NR		Personal Best PB		Season Best SB

10 August 2017 21:38 START TIME
18° C TEMPERATURE 60 % HUMIDITY

PLACE	NAME	COUNTRY	DATE OF BIRTH	LANE	RESULT	REACTION	Fn
1	Kori CARTER	USA	3 Jun 92	9	53.07	0.151	
2	Dalilah MUHAMMAD	USA	7 Feb 90	4	53.50	0.152	
3	Ristananna TRACEY	JAM	9 May 92	7	53.74	0.178	PB
4	Zuzana HEJNOVÁ	CZE	19 Dec 86	6	54.20	0.151	SB
5	Léa SPRUNGER	SUI	5 Mar 90	5	54.59	0.183	
6	Sage WATSON	CAN	20 Jun 94	8	54.92	0.172	
7	Cassandra TATE	USA	11 Sep 90	3	55.43	0.216	
8	Eilidh DOYLE	GBR	20 Feb 87	2	55.71	0.157	

ALL-TIME OUTDOOR TOP LIST				SEASON OUTDOOR TOP LIST			
RESULT	NAME	VENUE	DATE	RESULT	NAME	VENUE	2017
52.34	Yuliya PECHENKINA (RUS)	Tula (Arsenal Stadium)	8 Aug 03	52.64	Dalilah MUHAMMAD (USA)	Sacramento (Hornet Stadium), CA	25 Jun
52.42	Melaine WALKER (JAM)	Berlin (Olympiastadion)	20 Aug 09	52.75	Shamier LITTLE (USA)	Sacramento (Hornet Stadium), CA	25 Jun
52.47	Lashinda DEMUS (USA)	Daegu (DS)	1 Sep 11	52.96	Kori CARTER (USA)	Sacramento (Hornet Stadium), CA	25 Jun
52.61	Kim BATTEN (USA)	Göteborg (Ullevi Stadium)	11 Aug 95	53.11	Ashley SPENCER (USA)	Sacramento (Hornet Stadium), CA	25 Jun
52.62	Tonja BUFORD-BAILEY (USA)	Göteborg (Ullevi Stadium)	11 Aug 95	53.14	Georganne MOLINE (USA)	Sacramento (Hornet Stadium), CA	25 Jun
52.64	Dalilah MUHAMMAD (USA)	Sacramento (Hornet Stadium), CA	25 Jun 17	53.74	Ristananna TRACEY (JAM)	London	10 Aug
52.70	Natalya ANTYUKH (RUS)	London (Olympic Stadium)	8 Aug 12	53.82	Sydney MCLAUGHLIN (USA)	Sacramento (Hornet Stadium), CA	25 Jun
52.74	Sally GUNNELL (GBR)	Stuttgart (Gottlieb-Daimler Stadion)	19 Aug 93	54.02	Janieve RUSSELL (JAM)	London (Olympic Stadium)	9 Jul
52.75	Shamier LITTLE (USA)	Sacramento (Hornet Stadium), CA	25 Jun 17	54.20	Zuzana HEJNOVÁ (CZE)	London	10 Aug
52.77	Fani HALKIÁ (GRE)	Athina (Olympic Stadium)	22 Aug 04	54.29	Rhonda WHYTE (JAM)	Kingston (NS), JAM	23 Jun
				54.29	Léa SPRUNGER (SUI)	Lausanne (Pontaise)	6 Jul

RESULT PROGRESSION



400 Metres Hurdles Women - Final

RECORDS	RESULT	NAME	COUNTRY	AGE	VENUE	DATE
World Record WR	52.34	Yuliya PECHENKINA	RUS	25	Tula (Arsenal Stadium)	8 Aug 2003
Championships Record CR	52.42	Melaine WALKER	JAM	26	Berlin (Olympiastadion)	20 Aug 2009
World Leading WL	52.64	Dalilah MUHAMMAD	USA	27	Sacramento (Hornet Stadium), CA	25 Jun 2017
Area Record AR		National Record NR		Personal Best PB		Season Best SB

10 August 2017

RANK	BIB	NAME	COUNTRY	DATE of BIRTH	PHASE	HEAT	LANE	PLACE	RESULT
1		Kori CARTER	USA	3 Jun 92	Final	1	9	1	53.07
					Semi-Final	1	7	4	54.92 Q
					Round 1	4	3	3	54.99 Q
2		Dalilah MUHAMMAD	USA	7 Feb 90	Final	1	4	2	53.50
					Semi-Final	3	5	5	55.00 Q
					Round 1	1	6	1	54.59 Q
3		Ristananna TRACEY	JAM	9 May 92	Final	1	7	3	53.74 PB
					Semi-Final	2	4	2	54.79 Q
					Round 1	3	2	2	54.92 Q
4		Zuzana HEJNOVÁ	CZE	19 Dec 86	Final	1	6	4	54.20 SB
					Semi-Final	1	6	1	54.59 Q
					Round 1	2	8	4	55.05 Q
5		Léa SPRUNGER	SUI	5 Mar 90	Final	1	5	5	54.59
					Semi-Final	2	5	3	54.82 Q
					Round 1	5	2	6	55.14 Q
6		Sage WATSON	CAN	20 Jun 94	Final	1	8	6	54.92
					Semi-Final	3	4	6	55.05 Q
					Round 1	1	3	5	55.06 Q
7		Cassandra TATE	USA	11 Sep 90	Final	1	3	7	55.43
					Semi-Final	2	9	7	55.31 q
					Round 1	2	7	13	55.48 Q
8		Eilidh DOYLE	GBR	20 Feb 87	Final	1	2	8	55.71
					Semi-Final	3	9	8	55.33 q
					Round 1	4	9	14	55.49 Q

ALL-TIME OUTDOOR TOP LIST				SEASON OUTDOOR TOP LIST			
RESULT	NAME	VENUE	DATE	RESULT	NAME	VENUE	2017
52.34	Yuliya PECHENKINA (RUS)	Tula (Arsenal Stadium)	8 Aug 03	52.64	Dalilah MUHAMMAD (USA)	Sacramento (Hornet Stadium), CA	25 Jun
52.42	Melaine WALKER (JAM)	Berlin (Olympiastadion)	20 Aug 09	52.75	Shamier LITTLE (USA)	Sacramento (Hornet Stadium), CA	25 Jun
52.47	Lashinda DEMUS (USA)	Daegu (DS)	1 Sep 11	52.96	Kori CARTER (USA)	Sacramento (Hornet Stadium), CA	25 Jun
52.61	Kim BATTEN (USA)	Göteborg (Ullevi Stadium)	11 Aug 95	53.11	Ashley SPENCER (USA)	Sacramento (Hornet Stadium), CA	25 Jun
52.62	Tonja BUFORD-BAILEY (USA)	Göteborg (Ullevi Stadium)	11 Aug 95	53.14	Georganne MOLINE (USA)	Sacramento (Hornet Stadium), CA	25 Jun
52.64	Dalilah MUHAMMAD (USA)	amento (Hornet Stadium), CA	25 Jun 17	53.74	Ristananna TRACEY (JAM)	London	10 Aug
52.70	Natalya ANTYUKH (RUS)	London (Olympic Stadium)	8 Aug 12	53.82	Sydney MCLAUGHLIN (USA)	Sacramento (Hornet Stadium), CA	25 Jun
52.74	Sally GUNNELL (GBR)	tuttgart (Gottlieb-Daimler Stadion)	19 Aug 93	54.02	Janieve RUSSELL (JAM)	London (Olympic Stadium)	9 Jul
52.75	Shamier LITTLE (USA)	Sacramento (Hornet Stadium), CA	25 Jun 17	54.20	Zuzana HEJNOVÁ (CZE)	London	10 Aug
52.77	Faní HALKIÁ (GRE)	Athína (Olympic Stadium)	22 Aug 04	54.29	Rhonda WHYTE (JAM)	Kingston (NS), JAM	23 Jun
				54.29	Léa SPRUNGER (SUI)	Lausanne (Pontaise)	6 Jul

SUMMARY



400 Metres Hurdles Women - Semi-Final

First 2 in each heat (Q) and the next 2 fastest (q) advance to the Final

RECORDS	RESULT	NAME	COUNTRY	AGE	VENUE	DATE
World Record WR	52.34	Yuliya PECHENKINA	RUS	25	Tula (Arsenal Stadium)	8 Aug 2003
Championships Record CR	52.42	Melaine WALKER	JAM	26	Berlin (Olympiastadion)	20 Aug 2009
World Leading WL	52.64	Dalilah MUHAMMAD	USA	27	Sacramento (Hornet Stadium), CA	25 Jun 2017
Area Record AR		National Record NR		Personal Best PB		Season Best SB

8 August 2017

RANK	PLACE	HEAT	LANE	BIB	NAME	COUNTRY	DATE of BIRTH	RESULT	
1	1	1	6		Zuzana HEJNOVÁ	CZE	19 Dec 86	54.59	Q
2	1	2	4		Ristananna TRACEY	JAM	9 May 92	54.79	Q
3	2	2	5		Léa SPRUNGER	SUI	5 Mar 90	54.82	Q
4	2	1	7		Kori CARTER	USA	3 Jun 92	54.92	Q
5	1	3	5		Dalilah MUHAMMAD	USA	7 Feb 90	55.00	Q
6	2	3	4		Sage WATSON	CAN	20 Jun 94	55.05	Q
7	3	2	9		Cassandra TATE	USA	11 Sep 90	55.31	q
8	3	3	9		Eilidh DOYLE	GBR	20 Feb 87	55.33	q
9	4	2	7		Sara Slott PETERSEN	DEN	9 Apr 87	55.45	
10	3	1	4		Wenda NEL	RSA	30 Jul 88	55.70	
11	4	1	9		Shamier LITTLE	USA	20 Mar 95	55.76	
12	5	1	5		Petra FONTANIVE	SUI	10 Oct 88	55.79	
13	4	3	3		Yadisleidis PEDROSO	ITA	28 Jan 87	55.95	
14	6	1	2		Leah NUGENT	JAM	23 Nov 92	56.19	
15	7	1	3		Joanna LINKIEWICZ	POL	2 May 90	56.25	
16	5	3	8		Grace CLAXTON	PUR	19 Aug 93	56.40 (.396)	
17	6	3	7		Denisa ROSOLOVÁ	CZE	21 Aug 86	56.40 (.398)	
18	5	2	8		Ayomide FOLORUNSO	ITA	17 Oct 96	56.47	
19	8	1	8		Sparkle MCKNIGHT	TTO	21 Dec 91	56.59	
20	6	2	3		Meghan BEESLEY	GBR	15 Nov 89	56.61	
21	7	2	2		Agata ZUPIN	SLO	17 Mar 98	57.05	
22	7	3	2		Gianna WOODRUFF	PAN	18 Nov 93	57.32	
		2	6		Glory Onome NATHANIEL	NGR	23 Jan 96	DQ	163.3(a)
		3	6		Rhonda WHYTE	JAM	6 Nov 90	DQ	163.3(a)

NOTE IAAF Rule 163.3(a) - Lane infringement

ALL-TIME OUTDOOR TOP LIST				SEASON OUTDOOR TOP LIST			
RESULT	NAME	VENUE	DATE	RESULT	NAME	VENUE	2017
52.34	Yuliya PECHENKINA (RUS)	Tula (Arsenal Stadium)	8 Aug 03	52.64	Dalilah MUHAMMAD (USA)	Sacramento (Hornet Stadium), CA	25 Jun
52.42	Melaine WALKER (JAM)	Berlin (Olympiastadion)	20 Aug 09	52.75	Shamier LITTLE (USA)	Sacramento (Hornet Stadium), CA	25 Jun
52.47	Lashinda DEMUS (USA)	Daegu (DS)	1 Sep 11	52.96	Kori CARTER (USA)	Sacramento (Hornet Stadium), CA	25 Jun
52.61	Kim BATTEN (USA)	Göteborg (Ullevi Stadium)	11 Aug 95	53.11	Ashley SPENCER (USA)	Sacramento (Hornet Stadium), CA	25 Jun
52.62	Tonja BUFORD-BAILEY (USA)	Göteborg (Ullevi Stadium)	11 Aug 95	53.14	Georganne MOLINE (USA)	Sacramento (Hornet Stadium), CA	25 Jun
52.64	Dalilah MUHAMMAD (USA)	amento (Hornet Stadium), CA	25 Jun 17	53.82	Sydney MCLAUGHLIN (USA)	Sacramento (Hornet Stadium), CA	25 Jun
52.70	Natalya ANTYUKH (RUS)	London (Olympic Stadium)	8 Aug 12	54.02	Janieve RUSSELL (JAM)	London (Olympic Stadium)	9 Jul
52.74	Sally GUNNELL (GBR)	tuttgart (Gottlieb-Daimler Stadion)	19 Aug 93	54.22	Zuzana HEJNOVÁ (CZE)	Rabat (Prince Moulay Abdellah)	16 Jul
52.75	Shamier LITTLE (USA)	Sacramento (Hornet Stadium), CA	25 Jun 17	54.29	Rhonda WHYTE (JAM)	Kingston (NS), JAM	23 Jun
52.77	Fani HALKIÁ (GRE)	Athina (Olympic Stadium)	22 Aug 04	54.29	Léa SPRUNGER (SUI)	Lausanne (Pontaise)	6 Jul

RESULTS



400 Metres Hurdles Women - Semi-Final

First 2 in each heat (Q) and the next 2 fastest (q) advance to the Final

RECORDS	RESULT	NAME	COUNTRY	AGE	VENUE	DATE
World Record WR	52.34	Yuliya PECHENKINA	RUS	25	Tula (Arsenal Stadium)	8 Aug 2003
Championships Record CR	52.42	Melaine WALKER	JAM	26	Berlin (Olympiastadion)	20 Aug 2009
World Leading WL	52.64	Dalilah MUHAMMAD	USA	27	Sacramento (Hornet Stadium), CA	25 Jun 2017
Area Record AR		National Record NR		Personal Best PB		Season Best SB

Heat 1 **3** **8 August 2017** 20:35 START TIME 16° C TEMPERATURE 77% HUMIDITY

PLACE	NAME	COUNTRY	DATE OF BIRTH	LANE	RESULT	REACTION	Fn
1	Zuzana HEJNOVÁ	CZE	19 Dec 86	6	54.59	Q 0.155	
2	Kori CARTER	USA	3 Jun 92	7	54.92	Q 0.162	
3	Wenda NEL	RSA	30 Jul 88	4	55.70	0.205	
4	Shamier LITTLE	USA	20 Mar 95	9	55.76	0.199	
5	Petra FONTANIVE	SUI	10 Oct 88	5	55.79	0.220	
6	Leah NUGENT	JAM	23 Nov 92	2	56.19	0.230	
7	Joanna LINKIEWICZ	POL	2 May 90	3	56.25	0.225	
8	Sparkle MCKNIGHT	TTO	21 Dec 91	8	56.59	0.193	

Heat 2 **3** **8 August 2017** 20:45 START TIME 16° C TEMPERATURE 77% HUMIDITY

PLACE	NAME	COUNTRY	DATE OF BIRTH	LANE	RESULT	REACTION	Fn
1	Ristananna TRACEY	JAM	9 May 92	4	54.79	Q 0.194	
2	Léa SPRUNGER	SUI	5 Mar 90	5	54.82	Q 0.182	
3	Cassandra TATE	USA	11 Sep 90	9	55.31	q 0.215	
4	Sara Slott PETERSEN	DEN	9 Apr 87	7	55.45	0.181	
5	Ayomide FOLORUNSO	ITA	17 Oct 96	8	56.47	0.214	
6	Meghan BEESLEY	GBR	15 Nov 89	3	56.61	0.196	
7	Agata ZUPIN	SLO	17 Mar 98	2	57.05	0.205	
	Glory Onome NATHANIEL	NGR	23 Jan 96	6	DQ 163.3[a]	0.212	

NOTE IAAF Rule 163.3(a) - Lane infringement

Heat 3 **3** **8 August 2017** 20:55 START TIME 16° C TEMPERATURE 77% HUMIDITY

PLACE	NAME	COUNTRY	DATE OF BIRTH	LANE	RESULT	REACTION	Fn
1	Dalilah MUHAMMAD	USA	7 Feb 90	5	55.00	Q 0.181	
2	Sage WATSON	CAN	20 Jun 94	4	55.05	Q 0.176	
3	Eilidh DOYLE	GBR	20 Feb 87	9	55.33	q 0.161	
4	Yadisleidis PEDROSO	ITA	28 Jan 87	3	55.95	0.224	
5	Grace CLAXTON	PUR	19 Aug 93	8	56.40 (.396)	0.216	
6	Denisa ROSOLOVÁ	CZE	21 Aug 86	7	56.40 (.398)	0.176	
7	Gianna WOODRUFF	PAN	18 Nov 93	2	57.32	0.200	
	Rhonda WHYTE	JAM	6 Nov 90	6	DQ 163.3[a]	0.149	

NOTE IAAF Rule 163.3(a) - Lane infringement

RESULTS
400 Metres Hurdles Women - Semi-Final

ALL-TIME OUTDOOR TOP LIST				SEASON OUTDOOR TOP LIST			
RESULT	NAME	VENUE	DATE	RESULT	NAME	VENUE	2017
52.34	Yuliya PECHENKINA (RUS)	Tula (Arsenal Stadium)	8 Aug 03	52.64	Dalilah MUHAMMAD (USA)	Sacramento (Hornet Stadium), CA	25 Jun
52.42	Melaine WALKER (JAM)	Berlin (Olympiastadion)	20 Aug 09	52.75	Shamier LITTLE (USA)	Sacramento (Hornet Stadium), CA	25 Jun
52.47	Lashinda DEMUS (USA)	Daegu (DS)	1 Sep 11	52.96	Kori CARTER (USA)	Sacramento (Hornet Stadium), CA	25 Jun
52.61	Kim BATTEN (USA)	Göteborg (Ullevi Stadium)	11 Aug 95	53.11	Ashley SPENCER (USA)	Sacramento (Hornet Stadium), CA	25 Jun
52.62	Tonja BUFORD-BAILEY (USA)	Göteborg (Ullevi Stadium)	11 Aug 95	53.14	Georganne MOLINE (USA)	Sacramento (Hornet Stadium), CA	25 Jun
52.64	Dalilah MUHAMMAD (USA)	amento (Hornet Stadium), CA	25 Jun 17	53.82	Sydney MCLAUGHLIN (USA)	Sacramento (Hornet Stadium), CA	25 Jun
52.70	Natalya ANTYUKH (RUS)	London (Olympic Stadium)	8 Aug 12	54.02	Janieve RUSSELL (JAM)	London (Olympic Stadium)	9 Jul
52.74	Sally GUNNELL (GBR)	tuttgart (Gottlieb-Daimler Stadion)	19 Aug 93	54.22	Zuzana HEJNOVÁ (CZE)	Rabat (Prince Moulay Abdellah)	16 Jul
52.75	Shamier LITTLE (USA)	Sacramento (Hornet Stadium), CA	25 Jun 17	54.29	Rhonda WHYTE (JAM)	Kingston (NS), JAM	23 Jun
52.77	Fani HALKIÁ (GRE)	Athína (Olympic Stadium)	22 Aug 04	54.29	Léa SPRUNGER (SUI)	Lausanne (Pontaise)	6 Jul

SUMMARY



400 Metres Hurdles Women - Round 1

First 4 in each heat (Q) and the next 4 fastest (q) advance to the Semi-Finals

RECORDS	RESULT	NAME	COUNTRY	AGE	VENUE	DATE
World Record WR	52.34	Yuliya PECHENKINA	RUS	25	Tula (Arsenal Stadium)	8 Aug 2003
Championships Record CR	52.42	Melaine WALKER	JAM	26	Berlin (Olympiastadion)	20 Aug 2009
World Leading WL	52.64	Dalilah MUHAMMAD	USA	27	Sacramento (Hornet Stadium), CA	25 Jun 2017
Area Record AR		National Record NR		Personal Best PB		Season Best SB

7 August 2017

RANK	PLACE	HEAT	LANE	BIB	NAME	COUNTRY	DATE of BIRTH	RESULT	
1	1	1	6		Dalilah MUHAMMAD	USA	7 Feb 90	54.59	Q
2	1	3	2		Ristananna TRACEY	JAM	9 May 92	54.92	Q
3	1	4	3		Kori CARTER	USA	3 Jun 92	54.99	Q
4	1	2	8		Zuzana HEJNOVÁ	CZE	19 Dec 86	55.05	Q
5	2	1	3		Sage WATSON	CAN	20 Jun 94	55.06	Q
6	1	5	2		Léa SPRUNGER	SUI	5 Mar 90	55.14	Q
7	2	5	7		Rhonda WHYTE	JAM	6 Nov 90	55.18	Q
8	2	2	4		Sara Slott PETERSEN	DEN	9 Apr 87	55.23	Q
9	3	5	3		Glory Onome NATHANIEL	NGR	23 Jan 96	55.30	Q PB
10	3	1	2		Denisa ROSOLOVÁ	CZE	21 Aug 86	55.41	Q SB
11	4	1	4		Sparkle MCKNIGHT	TTO	21 Dec 91	55.46	Q SB
12	2	4	8		Wenda NEL	RSA	30 Jul 88	55.47	Q
13	3	2	7		Cassandra TATE	USA	11 Sep 90	55.48	Q
14	3	4	9		Eilidh DOYLE	GBR	20 Feb 87	55.49	Q
15	4	2	5		Ayomide FOLORUNSO	ITA	17 Oct 96	55.65	Q SB
16	2	3	7		Petra FONTANIVE	SUI	10 Oct 88	56.13	Q
17	5	1	7		Leah NUGENT	JAM	23 Nov 92	56.16	q
18	3	3	6		Shamier LITTLE	USA	20 Mar 95	56.18 (.172)	Q
19	5	2	3		Joanna LINKIEWICZ	POL	2 May 90	56.18 (.176)	q
20	4	5	5		Grace CLAXTON	PUR	19 Aug 93	56.35	Q
21	5	5	9		Yadisleidis PEDROSO	ITA	28 Jan 87	56.41 (.401)	q
22	6	5	6		Meghan BEESLEY	GBR	15 Nov 89	56.41 (.408)	q
23	7	5	8		Amalie IUEL	NOR	17 Apr 94	56.42	
24	6	1	5		Zurian HECHAVARRÍA	CUB	10 Aug 95	56.44	
25	7	1	8		Lauren WELLS	AUS	3 Aug 88	56.49	
26	4	4	2		Gianna WOODRUFF	PAN	18 Nov 93	56.50	Q
27	4	3	5		Agata ZUPIN	SLO	17 Mar 98	56.54	Q
28	5	3	3		Olena KOLESNYCHENKO	UKR	3 Jun 93	56.88	
29	5	4	7		Marzia CARAVELLI	ITA	23 Oct 81	56.92	
30	6	2	2		Jessica TURNER	GBR	8 Aug 95	56.98	
31	6	4	6		Viktoriya TKACHUK	UKR	8 Nov 94	57.05	
32	6	3	8		Aminat YUSUF JAMAL	BRN	27 Jun 97	57.41	
33	8	5	4		Noelle MONTCALM	CAN	3 Apr 88	57.45	
34	7	3	4		Jackie BAUMANN	GER	24 Aug 95	57.59	
35	7	2	6		Déborah RODRÍGUEZ	URU	2 Dec 92	57.61	SB
36	8	2	9		Yasmin GIGER	SUI	6 Nov 99	57.72	
37	7	4	4		Tia-Adana BELLE	BAR	15 Jun 96	58.82	
38	8	4	5		Drita ISLAMI	MKD	1 Aug 96	1:00.38	
39	8	3	9		Kristina PRONZHENKO	TJK	10 Dec 88	1:03.44	

SUMMARY
400 Metres Hurdles Women - Round 1

7 August 2017

RANK	PLACE	HEAT	LANE	BIB	NAME	COUNTRY	DATE of BIRTH	RESULT
------	-------	------	------	-----	------	---------	---------------	--------

ALL-TIME OUTDOOR TOP LIST					SEASON OUTDOOR TOP LIST				
RESULT	NAME		VENUE	DATE	RESULT	NAME		VENUE	2017
52.34	Yuliya PECHENKINA (RUS)		Tula (Arsenal Stadium)	8 Aug 03	52.64	Dalilah MUHAMMAD (USA)		Sacramento (Hornet Stadium), CA	25 Jun
52.42	Melaine WALKER (JAM)		Berlin (Olympiastadion)	20 Aug 09	52.75	Shamier LITTLE (USA)		Sacramento (Hornet Stadium), CA	25 Jun
52.47	Lashinda DEMUS (USA)		Daegu (DS)	1 Sep 11	52.96	Kori CARTER (USA)		Sacramento (Hornet Stadium), CA	25 Jun
52.61	Kim BATTEN (USA)		Göteborg (Ullevi Stadium)	11 Aug 95	53.11	Ashley SPENCER (USA)		Sacramento (Hornet Stadium), CA	25 Jun
52.62	Tonja BUFORD-BAILEY (USA)		Göteborg (Ullevi Stadium)	11 Aug 95	53.14	Georqanne MOLINE (USA)		Sacramento (Hornet Stadium), CA	25 Jun
52.64	Dalilah MUHAMMAD (USA)		amento (Hornet Stadium), CA	25 Jun 17	53.82	Sydney MCLAUGHLIN (USA)		Sacramento (Hornet Stadium), CA	25 Jun
52.70	Natalya ANTYUKH (RUS)		London (Olympic Stadium)	8 Aug 12	54.02	Janieve RUSSELL (JAM)		London (Olympic Stadium)	9 Jul
52.74	Sally GUNNELL (GBR)		tuttgart (Gottlieb-Daimler Stadion)	19 Aug 93	54.22	Zuzana HEJNOVÁ (CZE)		Rabat (Prince Moulay Abdellah)	16 Jul
52.75	Shamier LITTLE (USA)		Sacramento (Hornet Stadium), CA	25 Jun 17	54.29	Rhonda WHYTE (JAM)		Kingston (NS), JAM	23 Jun
52.77	Fani HALKIÁ (GRE)		Athína (Olympic Stadium)	22 Aug 04	54.29	Léa SPRUNGER (SUI)		Lausanne (Pontaise)	6 Jul



RESULTS



400 Metres Hurdles Women - Round 1

First 4 in each heat (Q) and the next 4 fastest (q) advance to the Semi-Finals

RECORDS	RESULT	NAME	COUNTRY	AGE	VENUE	DATE
World Record WR	52.34	Yuliya PECHENKINA	RUS	25	Tula (Arsenal Stadium)	8 Aug 2003
Championships Record CR	52.42	Melaine WALKER	JAM	26	Berlin (Olympiastadion)	20 Aug 2009
World Leading WL	52.64	Dalilah MUHAMMAD	USA	27	Sacramento (Hornet Stadium), CA	25 Jun 2017
Area Record AR		National Record NR		Personal Best PB		Season Best SB

Heat 1

5

7 August 2017 19:30 START TIME

20° C TEMPERATURE 64 % HUMIDITY

PLACE	NAME	COUNTRY	DATE OF BIRTH	LANE	RESULT	REACTION	Fn
1	Dalilah MUHAMMAD	USA	7 Feb 90	6	54.59	Q	0.171
2	Sage WATSON	CAN	20 Jun 94	3	55.06	Q	0.201
3	Denisa ROSOLOVÁ	CZE	21 Aug 86	2	55.41	Q SB	0.167
4	Sparkle MCKNIGHT	TTO	21 Dec 91	4	55.46	Q SB	0.197
5	Leah NUGENT	JAM	23 Nov 92	7	56.16	q	0.232
6	Zurian HECHAVARRÍA	CUB	10 Aug 95	5	56.44		0.196
7	Lauren WELLS	AUS	3 Aug 88	8	56.49		0.161

Heat 2

5

7 August 2017 19:39 START TIME

19° C TEMPERATURE 56 % HUMIDITY

PLACE	NAME	COUNTRY	DATE OF BIRTH	LANE	RESULT	REACTION	Fn
1	Zuzana HEJNOVÁ	CZE	19 Dec 86	8	55.05	Q	0.152
2	Sara Slott PETERSEN	DEN	9 Apr 87	4	55.23	Q	0.217
3	Cassandra TATE	USA	11 Sep 90	7	55.48	Q	0.232
4	Ayomide FOLORUNSO	ITA	17 Oct 96	5	55.65	Q SB	0.195
5	Joanna LINKIEWICZ	POL	2 May 90	3	56.18 (.176)	q	0.179
6	Jessica TURNER	GBR	8 Aug 95	2	56.98		0.198
7	Déborah RODRÍGUEZ	URU	2 Dec 92	6	57.61	SB	0.181
8	Yasmin GIGER	SUI	6 Nov 99	9	57.72		0.174

Heat 3

5

7 August 2017 19:48 START TIME

19° C TEMPERATURE 56 % HUMIDITY

PLACE	NAME	COUNTRY	DATE OF BIRTH	LANE	RESULT	REACTION	Fn
1	Ristananna TRACEY	JAM	9 May 92	2	54.92	Q	0.206
2	Petra FONTANIVE	SUI	10 Oct 88	7	56.13	Q	0.195
3	Shamier LITTLE	USA	20 Mar 95	6	56.18 (.172)	Q	0.235
4	Agata ZUPIN	SLO	17 Mar 98	5	56.54	Q	0.239
5	Olena KOLESNYCHENKO	UKR	3 Jun 93	3	56.88		0.181
6	Aminat YUSUF JAMAL	BRN	27 Jun 97	8	57.41		0.222
7	Jackie BAUMANN	GER	24 Aug 95	4	57.59		0.255
8	Kristina PRONZHENKO	TJK	10 Dec 88	9	1:03.44		0.282

Heat 4

5

7 August 2017 19:57 START TIME

19° C TEMPERATURE 56 % HUMIDITY

PLACE	NAME	COUNTRY	DATE OF BIRTH	LANE	RESULT	REACTION	Fn
1	Kori CARTER	USA	3 Jun 92	3	54.99	Q	0.172
2	Wenda NEL	RSA	30 Jul 88	8	55.47	Q	0.175
3	Eilidh DOYLE	GBR	20 Feb 87	9	55.49	Q	0.173
4	Gianna WOODRUFF	PAN	18 Nov 93	2	56.50	Q	0.196
5	Marzia CARAVELLI	ITA	23 Oct 81	7	56.92		0.161
6	Viktoriya TKACHUK	UKR	8 Nov 94	6	57.05		0.236
7	Tia-Adana BELLE	BAR	15 Jun 96	4	58.82		0.245
8	Drita ISLAMI	MKD	1 Aug 96	5	1:00.38		0.208

RESULTS
400 Metres Hurdles Women - Round 1

Heat 5

5

7 August 2017 20:06 START TIME

19° C TEMPERATURE
56 % HUMIDITY

PLACE	NAME	COUNTRY	DATE of BIRTH	LANE	RESULT	REACTION	Fn
1	Léa SPRUNGER	SUI	5 Mar 90	2	55.14	Q	0.180
2	Rhonda WHYTE	JAM	6 Nov 90	7	55.18	Q	0.168
3	Glory Onome NATHANIEL	NGR	23 Jan 96	3	55.30	Q PB	0.178
4	Grace CLAXTON	PUR	19 Aug 93	5	56.35	Q	0.199
5	Yadisleidis PEDROSO	ITA	28 Jan 87	9	56.41 (.401)	q	0.242
6	Meghan BEESLEY	GBR	15 Nov 89	6	56.41 (.408)	q	0.173
7	Amalie IUDEL	NOR	17 Apr 94	8	56.42		0.172
8	Noelle MONTCALM	CAN	3 Apr 88	4	57.45		0.220

ALL-TIME OUTDOOR TOP LIST

SEASON OUTDOOR TOP LIST

RESULT	NAME	VENUE	DATE	RESULT	NAME	VENUE	2017
52.34	Yuliya PECHENKINA (RUS)	Tula (Arsenal Stadium)	8 Aug 03	52.64	Dalilah MUHAMMAD (USA)	Sacramento (Hornet Stadium), CA	25 Jun
52.42	Melaine WALKER (JAM)	Berlin (Olympiastadion)	20 Aug 09	52.75	Shamier LITTLE (USA)	Sacramento (Hornet Stadium), CA	25 Jun
52.47	Lashinda DEMUS (USA)	Daegu (DS)	1 Sep 11	52.96	Kori CARTER (USA)	Sacramento (Hornet Stadium), CA	25 Jun
52.61	Kim BATTEN (USA)	Göteborg (Ullevi Stadium)	11 Aug 95	53.11	Ashley SPENCER (USA)	Sacramento (Hornet Stadium), CA	25 Jun
52.62	Tonja BUFORD-BAILEY (USA)	Göteborg (Ullevi Stadium)	11 Aug 95	53.14	Georganne MOLINE (USA)	Sacramento (Hornet Stadium), CA	25 Jun
52.64	Dalilah MUHAMMAD (USA)	amento (Hornet Stadium), CA	25 Jun 17	53.82	Sydney MCLAUGHLIN (USA)	Sacramento (Hornet Stadium), CA	25 Jun
52.70	Natalya ANTYUKH (RUS)	London (Olympic Stadium)	8 Aug 12	54.02	Janieve RUSSELL (JAM)	London (Olympic Stadium)	9 Jul
52.74	Sally GUNNELL (GBR)	tuttgart (Gottlieb-Daimler Stadion)	19 Aug 93	54.22	Zuzana HEJNOVÁ (CZE)	Rabat (Prince Moulay Abdellah)	16 Jul
52.75	Shamier LITTLE (USA)	Sacramento (Hornet Stadium), CA	25 Jun 17	54.29	Rhonda WHYTE (JAM)	Kingston (NS), JAM	23 Jun
52.77	Fani HALKIÁ (GRE)	Athina (Olympic Stadium)	22 Aug 04	54.29	Léa SPRUNGER (SUI)	Lausanne (Pontaise)	6 Jul



RESULTS

High Jump Women - Final



RECORDS	RESULT	NAME	COUNTRY	AGE	VENUE	DATE
World Record WR	2.09	Stefka KOSTADINOVA	BUL	22	Roma (Stadio Olimpico)	30 Aug 1987
Championships Record CR	2.09	Stefka KOSTADINOVA	BUL	22	Roma (Stadio Olimpico)	30 Aug 1987
World Leading WL	2.06	Maria LASITSKENE	ANA	24	Lausanne (Pontaise)	6 Jul 2017
Area Record AR						
National Record NR						
Personal Best PB						
Season Best SB						

12 August 2017 19:05 START TIME 22° C 46 %
 TEMPERATURE HUMIDITY
 20:52 END TIME 21° C 49 %

PLACE	NAME	COUNTRY	DATE of BIRTH	ORDER	RESULT	1.84	1.88	1.92	1.95	1.97	1.99	2.01	2.03	2.08
1	Maria LASITSKENE	ANA	14 Jan 93	5	2.03	0	0	0	0	0	X-	0	0	XXX
2	Yuliia LEVCHENKO	UKR	28 Nov 97	8	2.01 PB	0	0	0	0	0	0	XO	XXX	
3	Kamila LICWINKO	POL	22 Mar 86	1	1.99 SB	0	0	XO	XO	XXO	0	XX-	X	
4	Marie-Laurence JUNGFLAISCH	GER	7 Oct 90	10	1.95	0	0	0	0	XXX				
5	Katarina JOHNSON-THOMPSON	GBR	9 Jan 93	11	1.95 SB	0	0	XO	0	XXX				
6	Morgan LAKE	GBR	12 May 97	7	1.95	0	0	0	XO	XXX				
7	Mirela DEMIREVA	BUL	28 Sep 89	9	1.92 SB	0	0	0	XXX					
7	Airiné PALŠYTĖ	LTU	13 Jul 92	4	1.92	0	0	0	XXX					
9	Inika MCPHERSON	USA	29 Sep 86	3	1.92	-	XO	0	XXX					
10	Vashti CUNNINGHAM	USA	18 Jan 98	6	1.92	0	0	XXO	XXX					
11	Michaela HRUBÁ	CZE	21 Feb 98	12	1.92	0	XO	XXO	XXX					
12	Ruth BEITIA	ESP	1 Apr 79	2	1.88	0	0	XXX						

ALL-TIME OUTDOOR TOP LIST				SEASON OUTDOOR TOP LIST			
RESULT	NAME	VENUE	DATE	RESULT	NAME	VENUE	2017
2.09	Stefka KOSTADINOVA (BUL)	Roma (Stadio Olimpico)	30 Aug 87	2.06	Maria LASITSKENE (ANA)	Lausanne (Pontaise)	6 Jul
2.08	Blanka VLAŠIĆ (CRO)	Zagreb	31 Aug 09	2.01	Yuliia LEVCHENKO (UKR)	London	12 Aug
2.07	Lyudmila ANDONOVA (BUL)	Berlin	20 Jul 84	1.99	Vashti CUNNINGHAM (USA)	Sacramento (Hornet Stadium), CA	23 Jun
2.07	Anna CHICHEROVA (RUS)	Cheboksary	22 Jul 11	1.99	Kamila LICWINKO (POL)	London	12 Aug
2.06	Kajsa BERGQVIST (SWE)	Eberstadt	26 Jul 03	1.98	Nafissatou THIAM (BEL)	Götzis (Mösle-Stadium)	27 May
2.06	Hestrie CLOETE (RSA)	Paris Saint-Denis (Stade de France)	31 Aug 03	1.97	Marie-Laurence JUNGFLAISCH (GER)	'Ascq (Lille Métropole)	25 Jun
2.06	Elena SLESARENKO (RUS)	Athina (Olympic Stadium)	28 Aug 04	1.97	Oksana OKUNEVA (UKR)	Kropyvnytskyi	6 Jul
2.06	Ariane FRIEDRICH (GER)	Berlin (Olympiastadion)	14 Jun 09	1.96	Morgan LAKE (GBR)	Birmingham (Alexander Stadium)	1 Jul
2.06	Maria LASITSKENE (ANA)	Lausanne (Pontaise)	6 Jul 17	1.96	Inika MCPHERSON (USA)	Madrid (Moratalaz)	14 Jul
2.05	Tamara BYKOVA (URS)	Kyiv	22 Jun 84	1.95	Katarina JOHNSON-THOMPSON (GBR)	'itzis (Mösle-Stadium)	27 May
2.05	Heike HENKEL (GER)	Tokyo (Olympic Stadium)	31 Aug 91	1.95	Iryna GERASHCHENKO (UKR)	Kropyvnytskyi	22 Jun
2.05	Inha BABAKOVA (UKR)	Tokyo	15 Sep 95	1.95	Yorgelis RODRÍGUEZ (CUB)	London	5 Aug
2.05	Tia HELLEBAUT (BEL)	Beijing (National Stadium)	23 Aug 08				
2.05	Chaunté LOWE (USA)	Des Moines (Drake Stadium), IA	26 Jun 10				

SUMMARY



High Jump Women - Qualification

With qualifying standard of 1.94 (Q) or at least the 12 best performers (q) advance to the Final

RECORDS	RESULT	NAME	COUNTRY	AGE	VENUE	DATE
World Record WR	2.09	Stefka KOSTADINOVA	BUL	22	Roma (Stadio Olimpico)	30 Aug 1987
Championships Record CR	2.09	Stefka KOSTADINOVA	BUL	22	Roma (Stadio Olimpico)	30 Aug 1987
World Leading WL	2.06	Maria LASITSKENE	ANA	24	Lausanne (Pontaise)	6 Jul 2017
Area Record AR		National Record NR		Personal Best PB		Season Best SB

10 August 2017

RANK	PLACE	GROUP	BIB	NAME	COUNTRY	DATE of BIRTH	RESULT
1	1	B		Kamila LICWINKO	POL	22 Mar 86	1.92 q
1	1	B		Maria LASITSKENE	ANA	14 Jan 93	1.92 q
1	1	B		Yuliia LEVCHENKO	UKR	28 Nov 97	1.92 q
4	1	A		Inika MCPHERSON	USA	29 Sep 86	1.92 q
4	1	A		Katarina JOHNSON-THOMPSON	GBR	9 Jan 93	1.92 q
6	3	A		Airiné PALŠYTĖ	LTU	13 Jul 92	1.92 q
6	3	A		Vashti CUNNINGHAM	USA	18 Jan 98	1.92 q
6	4	B		Mirela DEMIREVA	BUL	28 Sep 89	1.92 q SB
6	4	B		Morgan LAKE	GBR	12 May 97	1.92 q
10	6	B		Michaela HRUBÁ	CZE	21 Feb 98	1.92 q
11	5	A		Marie-Laurence JUNGFLAISCH	GER	7 Oct 90	1.92 q
11	7	B		Ruth BEITIA	ESP	1 Apr 79	1.92 q
13	6	A		Levern SPENCER	LCA	23 Jun 84	1.89
13	8	B		Iryna GERASHCHENKO	UKR	10 Mar 95	1.89
13	8	B		Maruša CERNJUL	SLO	30 Jun 92	1.89
16	7	A		Irina GORDEEVA	ANA	9 Oct 86	1.89
17	8	A		Kimberly WILLIAMSON	JAM	2 Oct 93	1.89
18	10	B		Sofie SKOOG	SWE	7 Jun 90	1.89
19	11	B		Alessia TROST	ITA	8 Mar 93	1.89
20	9	A		Oksana OKUNEVA	UKR	14 Mar 90	1.89
21	10	A		Erika KINSEY	SWE	10 Mar 88	1.85
21	10	A		Marija VUKOVIC	MNE	21 Jan 92	1.85
21	12	B		Alyxandria TREASURE	CAN	15 May 92	1.85
21	12	B		Nadiya DUSANOVA	UZB	17 Nov 87	1.85
25	12	A		Ana ŠIMIC	CRO	5 May 90	1.85
26	13	A		Tatiána GOÚSIN	GRE	26 Jan 94	1.85
27	14	B		Elizabeth PATTERSON	USA	9 Jun 88	1.80
28	14	A		Erika FURLANI	ITA	2 Jan 96	1.80
29	15	B		Linda SANDBLOM	FIN	18 Oct 89	1.80
		A		Nicola MCDERMOTT	AUS	28 Dec 96	NM

SUMMARY
High Jump Women - Qualification

10 August 2017

RANK	PLACE	GROUP	BIB	NAME	COUNTRY	DATE of BIRTH	RESULT
------	-------	-------	-----	------	---------	---------------	--------

ALL-TIME OUTDOOR TOP LIST				SEASON OUTDOOR TOP LIST			
RESULT	NAME	VENUE	DATE	RESULT	NAME	VENUE	2017
2.09	Stefka KOSTADINOVA (BUL)	Roma (Stadio Olimpico)	30 Aug 87	2.06	Maria LASITSKENE (ANA)	Lausanne (Pontaise)	6 Jul
2.08	Blanka VLAŠIĆ (CRO)	Zagreb	31 Aug 09	1.99	Vashti CUNNINGHAM (USA)	Sacramento (Hornet Stadium), CA	23 Jun
2.07	Lyudmila ANDONOVA (BUL)	Berlin	20 Jul 84	1.98	Nafissatou THIAM (BEL)	Götzis (Möste-Stadium)	27 May
2.07	Anna CHICHEROVA (RUS)	Cheboksary	22 Jul 11	1.98	Kamila LICWINKO (POL)	Padova (Stadio Euganeo)	16 Jul
2.06	Kajsa BERGQVIST (SWE)	Eberstadt	26 Jul 03	1.97	Marie-Laurence JUNGFLAISCH (GER)	'Ascq (Lille Métropole)	25 Jun
2.06	Hestrie CLOETE (RSA)	Paris Saint-Denis (Stade de France)	31 Aug 03	1.97	Oksana OKUNEVA (UKR)	Kropyvnytskyi	6 Jul
2.06	Elena SLESARENKO (RUS)	Athína (Olympic Stadium)	28 Aug 04	1.97	Yuliia LEVCHENKO (UKR)	Monaco (Stade Louis II)	21 Jul
2.06	Ariane FRIEDRICH (GER)	Berlin (Olympiastadion)	14 Jun 09	1.96	Morqan LAKE (GBR)	Birmingham (Alexander Stadium)	1 Jul
2.06	Maria LASITSKENE (ANA)	Lausanne (Pontaise)	6 Jul 17	1.96	Inika MCPHERSON (USA)	Madrid (Moratalaz)	14 Jul
2.05	Tamara BYKOVA (URS)	Kyiv	22 Jun 84	1.95	Katarina JOHNSON-THOMPSON (GBR)	ötzis (Möste-Stadium)	27 May
2.05	Heike HENKEL (GER)	Tokyo (Olympic Stadium)	31 Aug 91	1.95	Iryna GERASHCHENKO (UKR)	Kropyvnytskyi	22 Jun
2.05	Inha BABAKOVA (UKR)	Tokyo	15 Sep 95	1.95	Yorgetis RODRÍGUEZ (CUB)	London	5 Aug
2.05	Tia HELLEBAUT (BEL)	Beijing (National Stadium)	23 Aug 08				
2.05	Chaunté LOWE (USA)	Des Moines (Drake Stadium), IA	26 Jun 10				

RESULTS



High Jump Women - Qualification

With qualifying standard of 1.94 (Q) or at least the 12 best performers (q) advance to the Final

RECORDS	RESULT	NAME	COUNTRY	AGE	VENUE	DATE
World Record WR	2.09	Stefka KOSTADINOVA	BUL	22	Roma (Stadio Olimpico)	30 Aug 1987
Championships Record CR	2.09	Stefka KOSTADINOVA	BUL	22	Roma (Stadio Olimpico)	30 Aug 1987
World Leading WL	2.06	Maria LASITSKENE	ANA	24	Lausanne (Pontaise)	6 Jul 2017
Area Record AR		National Record NR		Personal Best PB		Season Best SB

Group A **10 August 2017** 19:10 START TIME 20° C TEMPERATURE 46% HUMIDITY
 20:38 END TIME 20° C

PLACE	NAME	COUNTRY	DATE of BIRTH	ORDER	RESULT	1.80	1.85	1.89	1.92	1.94					
1	Katarina JOHNSON-THOMPSON	GBR	9 Jan 93	9	1.92 q	0	0	XO	0						
1	Inika MCPHERSON	USA	29 Sep 86	1	1.92 q	-	0	XO	0						
3	Vashti CUNNINGHAM	USA	18 Jan 98	11	1.92 q	0	0	0	XO						
3	Airiné PALŠYTĖ	LTU	13 Jul 92	12	1.92 q	0	0	0	XO						
5	Marie-Laurence JUNGFLEISCH	GER	7 Oct 90	7	1.92 q	0	0	0	XXO						
6	Levern SPENCER	LCA	23 Jun 84	3	1.89	0	0	0	XXX						
7	Irina GORDEEVA	ANA	9 Oct 86	15	1.89	0	XO	0	XXX						
8	Kimberly WILLIAMSON	JAM	2 Oct 93	4	1.89	0	XXO	0	XXX						
9	Oksana OKUNEVA	UKR	14 Mar 90	5	1.89	0	XXO	XXO	XXX						
10	Erika KINSEY	SWE	10 Mar 88	14	1.85	0	0	XXX							
10	Marija VUKOVIC	MNE	21 Jan 92	6	1.85	0	0	XXX							
12	Ana ŠIMIC	CRO	5 May 90	10	1.85	0	XO	XXX							
13	Tatiána GOÚSIN	GRE	26 Jan 94	2	1.85	XO	XXO	XXX							
14	Erika FURLANI	ITA	2 Jan 96	8	1.80	XO	XXX								
	Nicola MCDERMOTT	AUS	28 Dec 96	13	NM	XXX									



RESULTS
High Jump Women - Qualification

Group B

10 August 2017 19:10 START TIME 20° C TEMPERATURE 46 % HUMIDITY
20:38 END TIME 20° C 49 %

PLACE	NAME	COUNTRY	DATE of BIRTH	ORDER	RESULT	1.80	1.85	1.89	1.92	1.94					
1	Maria LASITSKENE	ANA	14 Jan 93	2	1.92 q	-	0	0	0						
1	Yuliia LEVCHENKO	UKR	28 Nov 97	4	1.92 q	0	0	0	0						
1	Kamila LICWINKO	POL	22 Mar 86	7	1.92 q	-	0	0	0						
4	Mirela DEMIREVA	BUL	28 Sep 89	3	1.92 q SB	0	0	0	XO						
4	Morgan LAKE	GBR	12 May 97	8	1.92 q	0	0	0	XO						
6	Michaela HRUBÁ	CZE	21 Feb 98	11	1.92 q	0	0	XO	XO						
7	Ruth BEITIA	ESP	1 Apr 79	1	1.92 q	0	0	0	XXO						
8	Maruša CERNJUL	SLO	30 Jun 92	6	1.89	0	0	0	XXX						
8	Iryna GERASHCHENKO	UKR	10 Mar 95	5	1.89	0	0	0	XXX						
10	Sofie SKOOG	SWE	7 Jun 90	9	1.89	0	0	XO	XXX						
11	Alessia TROST	ITA	8 Mar 93	14	1.89	0	0	XXO	XXX						
12	Nadiya DUSANOVA	UZB	17 Nov 87	12	1.85	0	0	XXX							
12	Alyxandria TREASURE	CAN	15 May 92	15	1.85	0	0	XXX							
14	Elizabeth PATTERSON	USA	9 Jun 88	10	1.80	0	XXX								
15	Linda SANDBLOM	FIN	18 Oct 89	13	1.80	XXO	XXX								

ALL-TIME OUTDOOR TOP LIST					SEASON OUTDOOR TOP LIST				
RESULT	NAME	VENUE	DATE		RESULT	NAME	VENUE	2017	
2.09	Stefka KOSTADINOVA (BUL)	Roma (Stadio Olimpico)	30 Aug 87		2.06	Maria LASITSKENE (ANA)	Lausanne (Pontaise)	6 Jul	
2.08	Blanka VLAŠIĆ (CRO)	Zagreb	31 Aug 09		1.99	Vashti CUNNINGHAM (USA)	Sacramento (Hornet Stadium), CA	23 Jun	
2.07	Lyudmila ANDONOVA (BUL)	Berlin	20 Jul 84		1.98	Nafissatou THIAM (BEL)	Götzis (Mösle-Stadium)	27 May	
2.07	Anna CHICHEROVA (RUS)	Cheboksary	22 Jul 11		1.98	Kamila LICWINKO (POL)	Padova (Stadio Euganeo)	16 Jul	
2.06	Kajsa BERGQVIST (SWE)	Eberstadt	26 Jul 03		1.97	Marie-Laurence JUNGFLAISCH (GER)	'Ascq (Lille Métropole)	25 Jun	
2.06	Hestrie CLOETE (RSA)	aris Saint-Denis (Stade de France)	31 Aug 03		1.97	Oksana OKUNEVA (UKR)	Kropyvnytskyi	6 Jul	
2.06	Elena SLESARENKO (RUS)	Athina (Olympic Stadium)	28 Aug 04		1.97	Yuliia LEVCHENKO (UKR)	Monaco (Stade Louis II)	21 Jul	
2.06	Ariane FRIEDRICH (GER)	Berlin (Olympiastadion)	14 Jun 09		1.96	Morgan LAKE (GBR)	Birmingham (Alexander Stadium)	1 Jul	
2.06	Maria LASITSKENE (ANA)	Lausanne (Pontaise)	6 Jul 17		1.96	Inika MCPHERSON (USA)	Madrid (Moratalaz)	14 Jul	
2.05	Tamara BYKOVA (URS)	Kyiv	22 Jun 84		1.95	Katarina JOHNSON-THOMPSON (GBR)	İzizis (Mösle-Stadium)	27 May	
2.05	Heike HENKEL (GER)	Tokyo (Olympic Stadium)	31 Aug 91		1.95	Iryna GERASHCHENKO (UKR)	Kropyvnytskyi	22 Jun	
2.05	Inha BABAKOVA (UKR)	Tokyo	15 Sep 95		1.95	Yorgelis RODRÍGUEZ (CUB)	London	5 Aug	
2.05	Tia HELLEBAUT (BEL)	Beijing (National Stadium)	23 Aug 08						
2.05	Chaunté LOWE (USA)	Des Moines (Drake Stadium), IA	26 Jun 10						



RESULTS



Pole Vault Women - Final

RECORDS	RESULT	NAME	COUNTRY	AGE	VENUE	DATE
World Record WR	5.06	Elena ISINBAEVA	RUS	27	Zürich (Letzigrund)	28 Aug 2009
Championships Record CR	5.01	Elena ISINBAEVA	RUS	23	Helsinki (Olympic Stadium)	12 Aug 2005
World Leading WL	4.91	Ekateríni STEFANÍDI	GRE	27	London	6 Aug 2017
Area Record AR		National Record NR		Personal Best PB		Season Best SB

6 August 2017 19:01 START TIME 19° C TEMPERATURE 56 % HUMIDITY
21:24 END TIME 19° C

PLACE	NAME	COUNTRY	DATE of BIRTH	ORDER	RESULT	4.30	4.45	4.55	4.65	4.75	4.82	4.89	4.91	5.02
1	Ekateríni STEFANÍDI	GRE	4 Feb 90	5	4.91 WL	-	-	-	0	0	0	X-	0	XXX
2	Sandi MORRIS	USA	8 Jul 92	4	4.75	-	0	0	0	0	X-	XX		
3	Robeilys PEINADO	VEN	26 Nov 97	11	4.65 NR	0	0	0	X0	XXX				
3	Yarisley SILVA	CUB	1 Jun 87	12	4.65	-	0	0	X0	XXX				
5	Lisa RYZIH	GER	27 Sep 88	9	4.65	-	X0	0	X0	XXX				
6	Holly BRADSHAW	GBR	2 Nov 91	8	4.65	-	-	0	XX0	XXX				
7	Alysha NEWMAN	CAN	29 Jun 94	1	4.65	X0	0	0	XX0	XXX				
8	Olga MULLINA	ANA	1 Aug 92	7	4.55	X0	0	0	XXX					
9	Eliza MCCARTNEY	NZL	11 Dec 96	2	4.55	-	0	X0	XXX					
10	Angelica BENGTTSSON	SWE	8 Jul 93	3	4.55	X0	0	X0	XXX					
11	Nicole BÜCHLER	SUI	17 Dec 83	10	4.45	-	0	XXX						
12	Anicka NEWELL	CAN	5 Aug 93	6	4.45	X0	X0	XXX						

ALL-TIME OUTDOOR TOP LIST				SEASON OUTDOOR TOP LIST			
RESULT	NAME	VENUE	DATE	RESULT	NAME	VENUE	2017
5.06	Elena ISINBAEVA (RUS)	Zürich (Letzigrund)	28 Aug 09	4.91	Ekateríni STEFANÍDI (GRE)	London	6 Aug
5.00	Sandi MORRIS (USA)	Bruxelles (Boudewijnstadion)	9 Sep 16	4.84	Sandi MORRIS (USA)	Houston (Rice), TX	24 May
4.92	Jennifer SUHR (USA)	Eugene (Hayward Field), OR	6 Jul 08	4.83	Jennifer SUHR (USA)	Austin (Myers Stadium), TX	15 Apr
4.91	Yarisley SILVA (CUB)	Beckum (Jahnstadion)	2 Aug 15	4.82	Eliza MCCARTNEY (NZL)	Auckland (Millenium Stadium)	26 Feb
4.91	Ekateríni STEFANÍDI (GRE)	London	6 Aug 17	4.81	Yarisley SILVA (CUB)	Oslo (Bislett)	15 Jun
4.88	Svetlana FEOFANOVA (RUS)	Iráklio	4 Jul 04	4.81	Holly BRADSHAW (GBR)	Rottach-Egern	14 Jul
4.87	Fabiana MURER (BRA)	Bernardo do Campo (Arena Caixa)	3 Jul 16	4.75	Anzhelika SIDOROVA (ANA)	Oslo (Bislett)	15 Jun
4.85	Anzhelika SIDOROVA (RUS)	Cheboksary (Olimpiyskiy)	21 Jun 16	4.73	Nicole BÜCHLER (SUI)	London (Olympic Stadium)	9 Jul
4.83	Stacy DRAGILA (USA)	Ostrava	8 Jun 04	4.73	Lisa RYZIH (GER)	Rottach-Egern	14 Jul
4.83	Anna ROGOWSKA (POL)	Bruxelles (Boudewijnstadion)	26 Aug 05	4.73	Katie NAGEOTTE (USA)	Rottach-Egern	14 Jul
4.83	Nikoléta KYRIAKOPOÚLOU (GRE)	nis (Stade de France)	4 Jul 15				

SUMMARY



Pole Vault Women - Qualification

With qualifying standard of 4.60 (Q) or at least the 12 best performers (q) advance to the Final

RECORDS	RESULT	NAME	COUNTRY	AGE	VENUE	DATE
World Record WR	5.06	Elena ISINBAEVA	RUS	27	Zürich (Letzigrund)	28 Aug 2009
Championships Record CR	5.01	Elena ISINBAEVA	RUS	23	Helsinki (Olympic Stadium)	12 Aug 2005
World Leading WL	4.85	Ekaterini STEFANÍDI	GRE	27	Roma (Stadio Olimpico)	8 Jun 2017
Area Record AR		National Record NR		Personal Best PB		Season Best SB

4 August 2017

RANK	PLACE	GROUP	BIB	NAME	COUNTRY	DATE of BIRTH	RESULT
1	1	B		Ekaterini STEFANÍDI	GRE	4 Feb 90	4.60 Q
2	1	A		Robeilys PEINADO	VEN	26 Nov 97	4.55 q
2	1	A		Sandi MORRIS	USA	8 Jul 92	4.55 q
2	2	B		Lisa RYZIH	GER	27 Sep 88	4.55 q
5	3	A		Alysha NEWMAN	CAN	29 Jun 94	4.55 q
6	3	B		Yarisley SILVA	CUB	1 Jun 87	4.55 q
7	4	B		Nicole BÜCHLER	SUI	17 Dec 83	4.55 q
8	5	B		Angelica BENGTTSSON	SWE	8 Jul 93	4.55 q
8	5	B		Olga MULLINA	ANA	1 Aug 92	4.55 q
10	4	A		Holly BRADSHAW	GBR	2 Nov 91	4.50 q
10	7	B		Anicka NEWELL	CAN	5 Aug 93	4.50 q
12	5	A		Eliza MCCARTNEY	NZL	11 Dec 96	4.50 q
13	6	A		Angelica MOSER	SUI	9 Oct 97	4.50
14	7	A		Silke SPIEGELBURG	GER	17 Mar 86	4.35
15	8	A		Liz PARNOV	AUS	9 May 94	4.35
15	8	B		Tina ŠUTEJ	SLO	7 Nov 88	4.35
17	9	A		Lisa GUNNARSSON	SWE	20 Aug 99	4.35
18	9	B		Jirina PTÁČNÍKOVÁ	CZE	20 May 86	4.35
18	10	A		Romana MALÁCOVÁ	CZE	15 May 87	4.35
20	10	B		Friedeline PETERSHOFEN	GER	19 Aug 95	4.20
20	10	B		Ninon GUILLON-ROMARIN	FRA	15 Apr 95	4.20
20	11	A		Fanny SMETS	BEL	21 Apr 86	4.20
20	11	A		Minna NIKKANEN	FIN	9 Apr 88	4.20
24	12	B		Maryna KYLYPKO	UKR	10 Nov 95	4.20
		B		Amálie ŠVÁBÍKOVÁ	CZE	22 Nov 99	NM
		A		Anzhelika SIDOROVA	ANA	28 Jun 91	NM
		B		Emily GROVE	USA	22 May 93	NM
		A		Iryna ZHUK	BLR	26 Jan 93	NM
		B		Jennifer SUHR	USA	5 Feb 82	NM
		A		Kelsie AHBE	CAN	6 Jul 91	NM
		A		Michaela MEIJER	SWE	30 Jul 93	NM

SUMMARY
Pole Vault Women - Qualification

4 August 2017

RANK	PLACE	GROUP	BIB	NAME	COUNTRY	DATE of BIRTH	RESULT
------	-------	-------	-----	------	---------	---------------	--------

ALL-TIME OUTDOOR TOP LIST				SEASON OUTDOOR TOP LIST			
RESULT	NAME	VENUE	DATE	RESULT	NAME	VENUE	2017
5.06	Elena ISINBAEVA (RUS)	Zürich (Letzigrund)	28 Aug 09	4.85	Ekateríni STEFANÍDI (GRE)	Roma (Stadio Olimpico)	8 Jun
5.00	Sandi MORRIS (USA)	Bruxelles (Boudewijnstadion)	9 Sep 16	4.84	Sandi MORRIS (USA)	Houston (Rice), TX	24 May
4.92	Jennifer SUHR (USA)	Eugene (Hayward Field), OR	6 Jul 08	4.83	Jennifer SUHR (USA)	Austin (Myers Stadium), TX	15 Apr
4.91	Yarisley SILVA (CUB)	Beckum (Jahnstadion)	2 Aug 15	4.82	Eliza MCCARTNEY (NZL)	Auckland (Millenium Stadium)	26 Feb
4.88	Svetlana FEOFANOVA (RUS)	Iráklio	4 Jul 04	4.81	Yarisley SILVA (CUB)	Oslo (Bislett)	15 Jun
4.87	Fabiana MURER (BRA)	Bernardo do Campo (Arena Caixa)	3 Jul 16	4.81	Holly BRADSHAW (GBR)	Rottach-Egern	14 Jul
4.86	Ekateríni STEFANÍDI (GRE)	Athína (Filothéi)	8 Jun 16	4.75	Anzhelika SIDOROVA (ANA)	Oslo (Bislett)	15 Jun
4.85	Anzhelika SIDOROVA (RUS)	Cheboksary (Olimpiyskiy)	21 Jun 16	4.73	Nicole BÜCHLER (SUI)	London (Olympic Stadium)	9 Jul
4.83	Stacy DRAGILA (USA)	Ostrava	8 Jun 04	4.73	Lisa RYZIH (GER)	Rottach-Egern	14 Jul
4.83	Anna ROGOWSKA (POL)	Bruxelles (Boudewijnstadion)	26 Aug 05	4.73	Katie NAGEOTTE (USA)	Rottach-Egern	14 Jul
4.83	Nikoléta KYRIAKOPOÚLOU (GRE)	nis (Stade de France)	4 Jul 15				



RESULTS



Pole Vault Women - Qualification

With qualifying standard of 4.60 (Q) or at least the 12 best performers (q) advance to the Final

RECORDS	RESULT	NAME	COUNTRY	AGE	VENUE	DATE
World Record WR	5.06	Elena ISINBAEVA	RUS	27	Zürich (Letzigrund)	28 Aug 2009
Championships Record CR	5.01	Elena ISINBAEVA	RUS	23	Helsinki (Olympic Stadium)	12 Aug 2005
World Leading WL	4.85	Ekaterini STEFANÍDI	GRE	27	Roma (Stadio Olimpico)	8 Jun 2017
Area Record AR		National Record NR		Personal Best PB		Season Best SB

Group A **4 August 2017** 19:50 START TIME 21° C TEMPERATURE 56 % HUMIDITY
21:25 END TIME 20° C

PLACE	NAME	COUNTRY	DATE of BIRTH	ORDER	RESULT	4.20	4.35	4.50	4.55	4.60					
1	Sandi MORRIS	USA	8 Jul 92	1	4.55 q	-	0	0	0						
1	Robeilys PEINADO	VEN	26 Nov 97	13	4.55 q	0	0	0	0						
3	Alysha NEWMAN	CAN	29 Jun 94	14	4.55 q	-	0	XX0	0						
4	Holly BRADSHAW	GBR	2 Nov 91	7	4.50 q	-	-	0	-						
5	Eliza MCCARTNEY	NZL	11 Dec 96	16	4.50 q	-	X0	X0	XXX						
6	Angelica MOSER	SUI	9 Oct 97	11	4.50	0	X0	XX0	XXX						
7	Silke SPIEGELBURG	GER	17 Mar 86	5	4.35	0	0	XXX							
8	Liz PARNOV	AUS	9 May 94	15	4.35	X0	0	XXX							
9	Lisa GUNNARSSON	SWE	20 Aug 99	6	4.35	XX0	0	XXX							
10	Romana MALÁCOVÁ	CZE	15 May 87	12	4.35	0	X0	XXX							
11	Minna NIKKANEN	FIN	9 Apr 88	9	4.20	0	XXX								
11	Fanny SMETS	BEL	21 Apr 86	8	4.20	0	XXX								
	Anzhelika SIDOROVA	ANA	28 Jun 91	4	NM	-	-	XXX							
	Michaela MEIJER	SWE	30 Jul 93	10	NM	-	XXX								
	Kelsie AHBE	CAN	6 Jul 91	2	NM	XXX									
	Iryna ZHUK	BLR	26 Jan 93	3	NM	XXX									



RESULTS
Pole Vault Women - Qualification

Group B

4 August 2017 19:49 START TIME 21° C TEMPERATURE 56 % HUMIDITY
21:36 END TIME 20° C 64 %

PLACE	NAME	COUNTRY	DATE of BIRTH	ORDER	RESULT	4.20	4.35	4.50	4.55	4.60					
1	Ekateríni STEFANÍDI	GRE	4 Feb 90	7	4.60 Q	-	-	-	-	0					
2	Lisa RYZIH	GER	27 Sep 88	13	4.55 q	-	-	0	0						
3	Yarisley SILVA	CUB	1 Jun 87	12	4.55 q	-	-	0	XO						
4	Nicole BÜCHLER	SUI	17 Dec 83	9	4.55 q	-	-	XXO	XO						
5	Angelica BENGSSON	SWE	8 Jul 93	14	4.55 q	0	0	0	XXO						
5	Olga MULLINA	ANA	1 Aug 92	15	4.55 q	0	0	0	XXO						
7	Anicka NEWELL	CAN	5 Aug 93	11	4.50 q	-	0	0	XXX						
8	Tina ŠUTEJ	SLO	7 Nov 88	3	4.35	XO	0	XXX							
9	Jirina PTÁČNÍKOVÁ	CZE	20 May 86	4	4.35	0	XO	XXX							
10	Ninon GUILLON-ROMARIN	FRA	15 Apr 95	2	4.20	0	XXX								
10	Friedeline PETERSHOFEN	GER	19 Aug 95	6	4.20	0	XXX								
12	Maryna KYLYPKO	UKR	10 Nov 95	5	4.20	XO	XXX								
	Jennifer SUHR	USA	5 Feb 82	1	NM	-	-	-	XXX						
	Emily GROVE	USA	22 May 93	10	NM	XXX									
	Amálie ŠVÁBÍKOVÁ	CZE	22 Nov 99	8	NM	XXX									

ALL-TIME OUTDOOR TOP LIST				SEASON OUTDOOR TOP LIST			
RESULT	NAME	VENUE	DATE	RESULT	NAME	VENUE	2017
5.06	Elena ISINBAEVA (RUS)	Zürich (Letzigrund)	28 Aug 09	4.85	Ekateríni STEFANÍDI (GRE)	Roma (Stadio Olimpico)	8 Jun
5.00	Sandi MORRIS (USA)	Bruxelles (Boudewijnstadion)	9 Sep 16	4.84	Sandi MORRIS (USA)	Houston (Rice, TX)	24 May
4.92	Jennifer SUHR (USA)	Eugene (Hayward Field), OR	6 Jul 08	4.83	Jennifer SUHR (USA)	Austin (Myers Stadium), TX	15 Apr
4.91	Yarisley SILVA (CUB)	Beckum (Jahnstadion)	2 Aug 15	4.82	Eliza MCCARTNEY (NZL)	Auckland (Millenium Stadium)	26 Feb
4.88	Svetlana FEOFANOVA (RUS)	Iráklio	4 Jul 04	4.81	Yarisley SILVA (CUB)	Oslo (Bislett)	15 Jun
4.87	Fabiana MURER (BRA)	Bernardo do Campo (Arena Caixa)	3 Jul 16	4.81	Holly BRADSHAW (GBR)	Rottach-Egern	14 Jul
4.86	Ekateríni STEFANÍDI (GRE)	Athína (Filothéi)	8 Jun 16	4.75	Anzhelika SIDOROVA (ANA)	Oslo (Bislett)	15 Jun
4.85	Anzhelika SIDOROVA (RUS)	Cheboksary (Olimpiyskiy)	21 Jun 16	4.73	Nicole BÜCHLER (SUI)	London (Olympic Stadium)	9 Jul
4.83	Stacy DRAGILA (USA)	Ostrava	8 Jun 04	4.73	Lisa RYZIH (GER)	Rottach-Egern	14 Jul
4.83	Anna ROGOWSKA (POL)	Bruxelles (Boudewijnstadion)	26 Aug 05	4.73	Katie NAGEOTTE (USA)	Rottach-Egern	14 Jul
4.83	Nikoléta KYRIAKOPOÚLOU (GRE)	nis (Stade de France)	4 Jul 15				



RESULTS

Long Jump Women - Final



RECORDS	RESULT	NAME	COUNTRY	AGE	VENUE	DATE
World Record WR	7.52	Galina CHISTYAKOVA	URS	26	Leningrad (Kirov Stadium)	11 Jun 1988
Championships Record CR	7.36	Jackie JOYNER-KERSEE	USA	25	Roma (Stadio Olimpico)	4 Sep 1987
World Leading WL	7.13	Brittney REESE	USA	31	Chula Vista (OTC), CA	17 Jun 2017
Area Record AR		National Record NR		Personal Best PB		Season Best SB

11 August 2017 19:11 START TIME
 20° C TEMPERATURE 60 % HUMIDITY
 20:35 END TIME 19° C HUMIDITY 68 %

PLACE	NAME	COUNTRY	DATE of BIRTH	ORDER	RESULT	1	2	3	ORDER	4	5	6
1	Brittney REESE	USA	9 Sep 86	10	7.02 +0.1	6.75 -0.6	X -0.9	7.02 +0.1	8	X -0.2	X -0.1	X +0.3
2	Darya KLISHINA	ANA	15 Jan 91	4	7.00 -0.3	6.78 +0.2	6.88 +0.2	X -0.8	6	6.91 +0.8	7.00 -0.3	6.83 +0.4
3	Tianna BARTOLETTA	USA	30 Aug 85	11	6.97 -0.2	6.56 +0.1	6.60 -0.1	X +0.3	3	6.64 -0.3	6.88 +1.1	6.97 -0.2
4	Ivana ŠPANOVIC	SRB	10 May 90	3	6.96 +0.1	X +1.3	6.96 +0.1	6.77 -0.9	7	X -0.9	X -0.1	6.91 +0.5
5	Lorraine UGEN	GBR	22 Aug 91	1	6.72 +0.5	X -0.5	X -0.7	6.72 +0.5	5	X -0.8	X 0.0	6.40 +0.3
6	Brooke STRATTON	AUS	12 Jul 93	12	6.67 -0.9	6.27 -0.9	6.54 -0.4	6.67 -0.9	4	6.55 +0.2	6.67 0.0	6.64 +0.2
7	Chantel MALONE	IVB	2 Dec 91	5	6.57 -0.1	6.52 +0.3	6.44 +0.1	6.57 -0.1	2	X +0.4	X +1.1	6.52 -0.8
8	Blessing OKAGBARE-IGHOTEG	NGR	9 Oct 88	2	6.55 +0.2	6.40 +0.4	6.55 +0.2	6.47 +1.2	1	6.49 -0.2	X +0.2	6.31 0.0
9	Lauma GRIVA	LAT	27 Oct 84	7	6.54 +1.0	6.54 +1.0	X +0.4	6.42 +0.6				
10	Claudia SALMAN-RATH	GER	25 Apr 86	8	6.54 +0.8	6.39 +0.7	6.29 +0.2	6.54 +0.8				
11	Eliane MARTINS	BRA	26 May 86	6	6.52 +1.2	6.52 +1.2	X -0.1	X -0.1				
12	Alina ROTARU	ROU	5 Jun 93	9	6.46 -0.3	6.29 -0.2	6.20 +0.3	6.46 -0.3				

ALL-TIME OUTDOOR TOP LIST				SEASON OUTDOOR TOP LIST			
RESULT	NAME	VENUE	DATE	RESULT	NAME	VENUE	2017
7.52	Galina CHISTYAKOVA (URS)	Leningrad (Kirov Stadium)	11 Jun 88	7.13	Brittney REESE (USA)	Chula Vista (OTC), CA	17 Jun
7.49	Jackie JOYNER-KERSEE (USA)	New York, NY	22 May 94	7.01	Tianna BARTOLETTA (USA)	Sacramento (Hornet Stadium), CA	24 Jun
7.48	Heike DRECHSLER (GDR)	Brandenburg (Jahn Sportpark)	9 Jul 88	7.00	Darya KLISHINA (ANA)	London	11 Aug
7.43	Anisoara STANCIU (ROU)	Bucuresti	4 Jun 83	6.96	Ivana ŠPANOVIC (SRB)	London	11 Aug
7.42	Tatyana KOTOVA (RUS)	Anncy	23 Jun 02	6.92	Christabel NETTEY (CAN)	Chula Vista (OTC), CA	17 Jun
7.39	Yelena BELEVSKAYA (URS)	Bryansk	18 Jul 87	6.86	Claudia SALMAN-RATH (GER)	Götzis (Mösle-Stadium)	28 May
7.37	Inessa KRAVETS (EUN)	Kyiv	13 Jun 92	6.85	Elena SOKOLOVA (RUS)	Zhukovskiy (Meteor)	29 Jul
7.33	Tatyana LEBEDEVA (RUS)	Tula (Arsenal Stadium)	31 Jul 04	6.83	Jasmine TODD (USA)	Chula Vista (OTC), CA	17 Jun
7.31	Yelena KHLopotNOVA (URS)	Alma Ata	12 Sep 85	6.83	Quanesha BURKS (USA)	New York City (Icahn), NY	6 Jul
7.31	Marion JONES (USA)	Eugene, OR	31 May 98	6.79	Shakeelah SAUNDERS (USA)	Baton Rouge, LA	28 Apr
7.31	Brittney REESE (USA)	Eugene (Hayward Field), OR	2 Jul 16	6.79	Alexandra WESTER (GER)	Garbsen	21 May
				6.79	Brooke STRATTON (AUS)	London (Olympic Stadium)	9 Jul

SUMMARY



Long Jump Women - Qualification

With qualifying standard of 6.70 (Q) or at least the 12 best performers (q) advance to the Final

RECORDS	RESULT	NAME	COUNTRY	AGE	VENUE	DATE
World Record WR	7.52	Galina CHISTYAKOVA	URS	26	Leningrad (Kirov Stadium)	11 Jun 1988
Championships Record CR	7.36	Jackie JOYNER-KERSEE	USA	25	Roma (Stadio Olimpico)	4 Sep 1987
World Leading WL	7.13	Brittney REESE	USA	31	Chula Vista (OTC), CA	17 Jun 2017
Area Record AR		National Record NR		Personal Best PB		Season Best SB

9 August 2017

RANK	PLACE	GROUP	BIB	NAME	COUNTRY	DATE of BIRTH	RESULT	WIND
1	1	A		Darya KLISHINA	ANA	15 Jan 91	6.66	q -0.5
2	2	A		Tianna BARTOLETTA	USA	30 Aug 85	6.64	q -0.8
3	1	B		Lorraine UGEN	GBR	22 Aug 91	6.63	q +0.8
4	3	A		Ivana ŠPANOVIC	SRB	10 May 90	6.62	q -0.8
5	4	A		Lauma GRIVA	LAT	27 Oct 84	6.58	q +0.7
6	5	A		Claudia SALMAN-RATH	GER	25 Apr 86	6.52	q -1.9
7	6	A		Chantel MALONE	IVB	2 Dec 91	6.52	q -0.7
8	2	B		Blessing OKAGBARE-IGHOTEGUONOR	NGR	9 Oct 88	6.51	q -0.5
9	3	B		Brittney REESE	USA	9 Sep 86	6.50	q +1.2
10	7	A		Alina ROTARU	ROU	5 Jun 93	6.50	q -0.4
11	4	B		Brooke STRATTON	AUS	12 Jul 93	6.46	q -0.1
12	5	B		Eliane MARTINS	BRA	26 May 86	6.46	q +1.0
13	8	A		Shara PROCTOR	GBR	16 Sep 88	6.45	-0.9
14	9	A		Quanasha BURKS	USA	15 Mar 95	6.44	-0.6
15	6	B		Nektaria PANAGI	CYP	20 Mar 90	6.43	
16	7	B		Khaddi SAGNIA	SWE	20 Apr 94	6.42	+0.9
17	10	A		Ese BRUME	NGR	20 Jan 96	6.38	+0.6
18	11	A		Maryna BEKH	UKR	18 Jul 95	6.36	-0.4
19	8	B		Christabel NETTEY	CAN	2 Jun 91	6.36	+0.2
20	12	A		Jazmin SAWYERS	GBR	21 May 94	6.34	-0.9
21	9	B		Shakeelah SAUNDERS	USA	18 Dec 93	6.32	-0.4
22	13	A		Naa ANANG	AUS	10 Mar 95	6.27	-1.1
23	10	B		Alexandra WESTER	GER	21 Mar 94	6.27	+1.1
24	11	B		Laura STRATI	ITA	3 Oct 90	6.21	+0.9
25	14	A		Ksenija BALTA	EST	1 Nov 86	6.15	-0.9
26	12	B		Háido ALEXOÚLI	GRE	29 Mar 91	5.94	-0.4
27	13	B		Angela MOROSANU	ROU	26 Jul 86	5.92	+1.2
28	14	B		Bianca STUART	BAH	17 May 88	5.91	-0.2
29	15	B		Jessamyn SAUCEDA	MEX	22 May 89	5.61	-0.3
30	15	A		Rellie KAPUTIN	PNG	12 Mar 93	5.59	-0.7

SUMMARY
Long Jump Women - Qualification

9 August 2017

RANK	PLACE	GROUP	BIB	NAME	COUNTRY	DATE of BIRTH	RESULT	WIND
------	-------	-------	-----	------	---------	---------------	--------	------

ALL-TIME OUTDOOR TOP LIST				SEASON OUTDOOR TOP LIST			
RESULT	NAME	VENUE	DATE	RESULT	NAME	VENUE	2017
7.52	Galina CHISTYAKOVA (URS)	Leningrad (Kirov Stadium)	11 Jun 88	7.13	Brittney REESE (USA)	Chula Vista (OTC), CA	17 Jun
7.49	Jackie JOYNER-KERSEE (USA)	New York, NY	22 May 94	7.01	Tianna BARTOLETTA (USA)	Sacramento (Hornet Stadium), CA	24 Jun
7.48	Heike DRECHSLER (GDR)	ibrandenburg (Jahn Sportpark)	9 Jul 88	6.92	Christabel NETTEY (CAN)	Chula Vista (OTC), CA	17 Jun
7.43	Anisoara STANCIU (ROU)	Bucuresti	4 Jun 83	6.88	Ivana ŠPANOVIC (SRB)	London (Olympic Stadium)	9 Jul
7.42	Tatyana KOTOVA (RUS)	Anncy	23 Jun 02	6.86	Claudia SALMAN-RATH (GER)	Götzis (Möste-Stadium)	28 May
7.39	Yelena BELEVSKAYA (URS)	Bryansk	18 Jul 87	6.85	Elena SOKOLOVA (RUS)	Zhukovskiy (Meteor)	29 Jul
7.37	Inessa KRAVETS (EUN)	Kyiv	13 Jun 92	6.83	Jasmine TODD (USA)	Chula Vista (OTC), CA	17 Jun
7.33	Tatyana LEBEDEVA (RUS)	Tula (Arsenal Stadium)	31 Jul 04	6.83	Quanesha BURKS (USA)	New York City (Icahn), NY	6 Jul
7.31	Yelena KHLOPOTNOVA (URS)	Alma Ata	12 Sep 85	6.79	Shakeelah SAUNDERS (USA)	Baton Rouge, LA	28 Apr
7.31	Marion JONES (USA)	Eugene, OR	31 May 98	6.79	Alexandra WESTER (GER)	Garbsen	21 May
7.31	Brittney REESE (USA)	Eugene (Hayward Field), OR	2 Jul 16	6.79	Brooke STRATTON (AUS)	London (Olympic Stadium)	9 Jul



RESULTS



Long Jump Women - Qualification

With qualifying standard of 6.70 (Q) or at least the 12 best performers (q) advance to the Final

RECORDS	RESULT	NAME	COUNTRY	AGE	VENUE	DATE
World Record WR	7.52	Galina CHISTYAKOVA	URS	26	Leningrad (Kirov Stadium)	11 Jun 1988
Championships Record CR	7.36	Jackie JOYNER-KERSEE	USA	25	Roma (Stadio Olimpico)	4 Sep 1987
World Leading WL	7.13	Brittney REESE	USA	31	Chula Vista (OTC), CA	17 Jun 2017
Area Record AR		National Record NR		Personal Best PB		Season Best SB

Group A

9 August 2017 19:10 START TIME 15° C 88 %
TEMPERATURE HUMIDITY
20:13 END TIME 15° C 88 %

PLACE	NAME	COUNTRY	DATE of BIRTH	ORDER	RESULT	1	2	3
1	Darya KLISHINA	ANA	15 Jan 91	4	6.66 q -0.5	6.51 -0.8	6.66 -0.5	X +0.6
2	Tianna BARTOLETTA	USA	30 Aug 85	7	6.64 q -0.8	6.64 -0.8	X -0.3	6.48 -0.1
3	Ivana ŠPANOVIC	SRB	10 May 90	11	6.62 q -0.8	6.62 -0.8	r	
4	Lauma GRIVA	LAT	27 Oct 84	12	6.58 q +0.7	6.50 -1.3	6.58 +0.7	-
5	Claudia SALMAN-RATH	GER	25 Apr 86	10	6.52 q -1.9	X 0.0	6.42 -0.4	6.52 -1.9
6	Chantel MALONE	IVB	2 Dec 91	13	6.52 q -0.7	6.52 -0.7	X -1.4	X +0.7
7	Alina ROTARU	ROU	5 Jun 93	14	6.50 q -0.4	6.23 -0.6	6.50 -0.4	6.45 -0.1
8	Shara PROCTOR	GBR	16 Sep 88	1	6.45 -0.9	6.07 +0.7	6.26 -1.0	6.45 -0.9
9	Quanesha BURKS	USA	15 Mar 95	9	6.44 -0.6	6.12 -0.6	6.04 -0.7	6.44 -0.6
10	Ese BRUME	NGR	20 Jan 96	3	6.38 +0.6	6.16 +0.9	6.29 -0.3	6.38 +0.6
11	Maryna BEKH	UKR	18 Jul 95	6	6.36 -0.4	6.35 +0.4	6.36 -0.4	6.33 +0.1
12	Jazmin SAWYERS	GBR	21 May 94	5	6.34 -0.9	6.17 -0.2	5.98 -0.6	6.34 -0.9
13	Naa ANANG	AUS	10 Mar 95	8	6.27 -1.1	6.22 -0.5	5.07 -0.1	6.27 -1.1
14	Ksenija BALTA	EST	1 Nov 86	15	6.15 -0.9	X -0.1	5.81 -0.6	6.15 -0.9
15	Rellie KAPUTIN	PNG	12 Mar 93	2	5.59 -0.7	X +0.4	5.59 -0.7	X +1.3

RESULTS
Long Jump Women - Qualification

Group B

9 August 2017 19:10 START TIME 15° C 88 %
TEMPERATURE HUMIDITY
20:15 END TIME 15° C 88 %

PLACE	NAME	COUNTRY	DATE OF BIRTH	ORDER	RESULT	1	2	3
1	Lorraine UGEN	GBR	22 Aug 91	1	6.63 q +0.8	6.63 +0.8	X -0.6	X +1.3
2	Blessing OKAGBARE-IGHOTEG	NGR	9 Oct 88	11	6.51 q -0.5	6.21 -0.2	6.51 -0.5	X +1.7
3	Brittney REESE	USA	9 Sep 86	3	6.50 q +1.2	6.50 +1.2	6.46 +1.3	6.47 -0.1
4	Brooke STRATTON	AUS	12 Jul 93	12	6.46 q -0.1	6.43 +0.4	6.46 -0.1	6.43 +1.4
5	Eliane MARTINS	BRA	26 May 86	6	6.46 q +1.0	6.46 +1.0	6.41 +1.2	X +0.9
6	Nektaria PANAGI	CYP	20 Mar 90	9	6.43	6.43	6.29 +1.5	6.33 +1.4
7	Khaddi SAGNIA	SWE	20 Apr 94	7	6.42 +0.9	X +0.3	X +0.5	6.42 +0.9
8	Christabel NETTEY	CAN	2 Jun 91	13	6.36 +0.2	6.36 +0.2	6.20 +1.3	6.15 +0.6
9	Shakeelah SAUNDERS	USA	18 Dec 93	14	6.32 -0.4	6.25 +0.4	6.32 -0.4	6.24 +0.6
10	Alexandra WESTER	GER	21 Mar 94	5	6.27 +1.1	X -1.4	5.95 +1.2	6.27 +1.1
11	Laura STRATI	ITA	3 Oct 90	4	6.21 +0.9	6.21 +0.9	X +0.4	6.19 +0.3
12	Háido ALEXOÚLI	GRE	29 Mar 91	15	5.94 -0.4	X -0.2	5.94 -0.4	X -0.7
13	Angela MOROSANU	ROU	26 Jul 86	2	5.92 +1.2	5.79 -0.3	5.39 -0.2	5.92 +1.2
14	Bianca STUART	BAH	17 May 88	8	5.91 -0.2	4.25 +0.6	X +0.4	5.91 -0.2
15	Jessamyn SAUCEDA	MEX	22 May 89	10	5.61 -0.3	5.61 -0.3	5.42 +0.1	5.46 +1.8

ALL-TIME OUTDOOR TOP LIST

SEASON OUTDOOR TOP LIST

RESULT	NAME	VENUE	DATE	RESULT	NAME	VENUE	2017
7.52	Galina CHISTYAKOVA (URS)	Leningrad (Kirov Stadium)	11 Jun 88	7.13	Brittney REESE (USA)	Chula Vista (OTC), CA	17 Jun
7.49	Jackie JOYNER-KERSEE (USA)	New York, NY	22 May 94	7.01	Tianna BARTOLETTA (USA)	Sacramento (Hornet Stadium), CA	24 Jun
7.48	Heike DRECHSLER (GDR)	ibrandenburg (Jahn Sportpark)	9 Jul 88	6.92	Christabel NETTEY (CAN)	Chula Vista (OTC), CA	17 Jun
7.43	Anisoara STANCIU (ROU)	Bucuresti	4 Jun 83	6.88	Ivana ŠPANOVIC (SRB)	London (Olympic Stadium)	9 Jul
7.42	Tatyana KOTOVA (RUS)	Annecy	23 Jun 02	6.86	Claudia SALMAN-RATH (GER)	Götzis (Mösle-Stadium)	28 May
7.39	Yelena BELEVSKAYA (URS)	Bryansk	18 Jul 87	6.85	Elena SOKOLOVA (RUS)	Zhukovskiy (Meteor)	29 Jul
7.37	Inessa KRAVETS (EUN)	Kyiv	13 Jun 92	6.83	Jasmine TODD (USA)	Chula Vista (OTC), CA	17 Jun
7.33	Tatyana LEBEDEVA (RUS)	Tula (Arsenal Stadium)	31 Jul 04	6.83	Quanesha BURKS (USA)	New York City (Icahn), NY	6 Jul
7.31	Yelena KHLOPOTNOVA (URS)	Alma Ata	12 Sep 85	6.79	Shakeelah SAUNDERS (USA)	Baton Rouge, LA	28 Apr
7.31	Marion JONES (USA)	Eugene, OR	31 May 98	6.79	Alexandra WESTER (GER)	Garbsen	21 May
7.31	Brittney REESE (USA)	Eugene (Hayward Field), OR	2 Jul 16	6.79	Brooke STRATTON (AUS)	London (Olympic Stadium)	9 Jul



RESULTS



Triple Jump Women - Final

RECORDS	RESULT	NAME	COUNTRY	AGE	VENUE	DATE
World Record WR	15.50	Inessa KRAVETS	UKR	29	Göteborg (Ullevi Stadium)	10 Aug 1995
Championships Record CR	15.50	Inessa KRAVETS	UKR	29	Göteborg (Ullevi Stadium)	10 Aug 1995
World Leading WL	14.96	Yulimar ROJAS	VEN	22	Andújar	2 Jun 2017
Area Record AR		National Record NR		Personal Best PB		Season Best SB

7 August 2017 20:25 START TIME 19° C 56 %
 TEMPERATURE HUMIDITY
 21:46 END TIME 19° C 73 %

PLACE	NAME	COUNTRY	DATE of BIRTH	ORDER	RESULT	1	2	3	ORDER	4	5	6
1	Yulimar ROJAS	VEN	21 Oct 95	9	14.91 +0.4	14.55 +0.5	14.82 +0.8	14.83 +0.4	7	13.69 +0.6	14.91 +0.4	14.50 -0.3
2	Caterine IBARGÜEN	COL	12 Feb 84	10	14.89 +0.9	14.67	14.69 +0.4	14.89 +0.9	8	14.80 +0.3	14.71 -1.0	14.88 +0.5
3	Olga RYPAKOVA	KAZ	30 Nov 84	5	14.77 +0.9	14.45 +0.4	X +0.7	14.77 +0.9	6	14.32 +0.1	14.52 +0.2	14.36 0.0
4	Hanna KNYAZYEVA-MINENKO	ISR	25 Sep 89	7	14.42 +1.2	14.11 +0.6	14.04 -0.2	14.29 +0.5	4	X +0.7	14.42 +1.2	13.97 0.0
5	Kristin GIERISCH	GER	20 Aug 90	2	14.33 +0.3	14.16 +0.5	14.23 +0.9	14.30 +0.2	5	X +0.7	13.84 0.0	14.33 +0.3
6	Anna JAGACIAK	POL	10 Feb 90	4	14.25 +0.7	14.13 +0.1	14.25 +0.7	14.13 +0.4	3	14.05 +0.4	14.02 +0.5	13.88 +0.1
7	Ana PELETEIRO	ESP	2 Dec 95	12	14.23 +1.4	13.92 +0.2	X +0.5	14.23 +1.4	2	X +0.6	-	-
8	Shanieka RICKETTS	JAM	2 Feb 92	1	14.13 +0.3	14.13 +0.3	14.04 +0.2	14.10 +0.7	1	13.82 +0.7	13.81 +0.4	14.01 +0.7
9	Patrícia MAMONA	POR	21 Nov 88	8	14.12 +0.1	X +0.5	14.04 +0.1	14.12 +0.1				
10	Kimberly WILLIAMS	JAM	3 Nov 88	3	14.01 +0.2	14.01 +0.2	X +0.8	13.95 +0.2				
11	Susana COSTA	POR	22 Sep 84	6	13.99 +0.4	X -0.1	13.99 +0.4	13.97 +0.5				
12	Neele ECKHARDT	GER	2 Jul 92	11	13.97 +0.9	13.94	13.97	11.81 +0.3				

ALL-TIME OUTDOOR TOP LIST				SEASON OUTDOOR TOP LIST			
RESULT	NAME	VENUE	DATE	RESULT	NAME	VENUE	2017
15.50	Inessa KRAVETS (UKR)	Göteborg (Ullevi Stadium)	10 Aug 95	14.96	Yulimar ROJAS (VEN)	Andújar	2 Jun
15.39	Francoise MBANGO ETONE (CMR) g (National Stadium)		17 Aug 08	14.89	Caterine IBARGÜEN (COL)	London	7 Aug
15.34	Tatyana LEBEDEVA (RUS)	Iraklio	4 Jul 04	14.77	Olga RYPAKOVA (KAZ)	London	7 Aug
15.32	Hrysopiýí DEVETZÍ (GRE)	Athina (Olympic Stadium)	21 Aug 04	14.56	Nubia SOARES (BRA)	São Bernardo do Campo (Arena Caixa)	11 Jun
15.31	Caterine IBARGÜEN (COL)	Monaco (Stade Louis II)	18 Jul 14	14.54	Kimberly WILLIAMS (JAM)	Monaco (Stade Louis II)	21 Jul
15.29	Yamilé ALDAMA (CUB)	Roma (Stadio Olimpico)	11 Jul 03	14.45	Liadaqmis POVEA (CUB)	La Habana (Estadio Panamericano)	26 May
15.28	Yarqeris SAVIGNE (CUB)	Osaka (Nagai Stadium)	31 Aug 07	14.42	Patrícia MAMONA (POR)	Roma (Stadio Olimpico)	8 Jun
15.25	Olga RYPAKOVA (KAZ)	Split (Poljud Stadion)	4 Sep 10	14.42	Hanna KNYAZYEVA-MINENKO (ISR)	London	7 Aug
15.20	Šárka KAŠPARKOVA (CZE)	Athina (Olympic Stadium)	4 Aug 97	14.40	Kristin GIERISCH (GER)	Erfurt	9 Jul
15.20	Tereza MARINOVA (BUL)	Sydney (Olympic Stadium)	24 Sep 00	14.39	Jeanine ASSANI ISSOUF (FRA)	Marseille (Stade Delort)	16 Jul



SUMMARY



Triple Jump Women - Qualification

With qualifying standard of 14.20 (Q) or at least the 12 best performers (q) advance to the Final

RECORDS	RESULT	NAME	COUNTRY	AGE	VENUE	DATE
World Record WR	15.50	Inessa KRAVETS	UKR	29	Göteborg (Ullevi Stadium)	10 Aug 1995
Championships Record CR	15.50	Inessa KRAVETS	UKR	29	Göteborg (Ullevi Stadium)	10 Aug 1995
World Leading WL	14.96	Yulimar ROJAS	VEN	22	Andújar	2 Jun 2017
Area Record AR		National Record NR		Personal Best PB		Season Best SB

5 August 2017

RANK	PLACE	GROUP	BIB	NAME	COUNTRY	DATE of BIRTH	RESULT		WIND
1	1	B		Olga RYPAKOVA	KAZ	30 Nov 84	14.57	Q	+1.1
2	1	A		Yulimar ROJAS	VEN	21 Oct 95	14.52	Q	-0.8
3	2	A		Susana COSTA	POR	22 Sep 84	14.35	Q PB	+0.6
4	2	B		Patrícia MAMONA	POR	21 Nov 88	14.29	Q	+0.8
5	3	B		Kristin GIERISCH	GER	20 Aug 90	14.25	Q	-0.2
6	4	B		Shanieka RICKETTS	JAM	2 Feb 92	14.21	Q	+1.1
7	5	B		Caterine IBARGÜEN	COL	12 Feb 84	14.21	Q	-1.5
8	6	B		Hanna KNYAZYEVA-MINENKO	ISR	25 Sep 89	14.17	q SB	+0.8
9	3	A		Kimberly WILLIAMS	JAM	3 Nov 88	14.14	q	+1.0
10	4	A		Anna JAGACIAK	POL	10 Feb 90	14.09	q	-0.5
11	5	A		Neele ECKHARDT	GER	2 Jul 92	14.07	q	+1.0
12	7	B		Ana PELETEIRO	ESP	2 Dec 95	14.07	q	+0.7
13	8	B		Tori FRANKLIN	USA	7 Oct 92	14.03	PB	+0.9
14	9	B		Elena PANTUROIU	ROU	24 Feb 95	14.02		+0.5
15	10	B		Dovilé DZINDZALEITAITÉ	LTU	14 Jul 93	13.97		-0.5
16	6	A		Kristiina MÄKELÄ	FIN	20 Nov 92	13.92		+0.6
17	7	A		Gabriela PETROVA	BUL	29 Jun 92	13.90		+0.2
18	8	A		Jeanine ASSANI ISSOUF	FRA	17 Aug 92	13.87		+0.4
19	11	B		Thea LAFOND	DMA	5 Apr 94	13.82		+0.2
20	9	A		Paraskeví PAPAHRÍSTOU	GRE	17 Apr 89	13.75		+0.3
21	10	A		Tânia DA SILVA	BRA	17 Dec 86	13.74		+0.7
22	11	A		Liadagmis POVEA	CUB	6 Feb 96	13.55		+1.0
23	12	B		Nadia EKE	GHA	11 Jan 93	13.54		+0.7
24	13	B		Tamara MYERS	BAH	27 Jul 93	13.41		+0.5
25	12	A		Fátima DIAME	ESP	22 Sep 96	13.36		+0.5
26	13	A		Mariya OVCHINNIKOVA	KAZ	19 Oct 98	13.18		-0.6

ALL-TIME OUTDOOR TOP LIST

SEASON OUTDOOR TOP LIST

RESULT	NAME	VENUE	DATE	RESULT	NAME	VENUE	2017
15.50	Inessa KRAVETS (UKR)	Göteborg (Ullevi Stadium)	10 Aug 95	14.96	Yulimar ROJAS (VEN)	Andújar	2 Jun
15.39	Francoise MBANGO ETONE (CMR)	g (National Stadium)	17 Aug 08	14.86	Caterine IBARGÜEN (COL)	Monaco (Stade Louis II)	21 Jul
15.34	Tatyana LEBEDEVA (RUS)	Iraklio	4 Jul 04	14.64	Otqa RYPAKOVA (KAZ)	Roma (Stadio Olimpico)	8 Jun
15.32	Hrysopiýí DEVETZÍ (GRE)	Athina (Olympic Stadium)	21 Aug 04	14.56	Nubia SOARES (BRA)	São Bernardo do Campo (Arena Caixa)	11 Jun
15.31	Caterine IBARGÜEN (COL)	Monaco (Stade Louis II)	18 Jul 14	14.54	Kimberly WILLIAMS (JAM)	Monaco (Stade Louis II)	21 Jul
15.29	Yamilé ALDAMA (CUB)	Roma (Stadio Olimpico)	11 Jul 03	14.45	Liadagmis POVEA (CUB)	La Habana (Estadio Panamericano)	26 May
15.28	Yarqeris SAVIGNE (CUB)	Osaka (Nagai Stadium)	31 Aug 07	14.42	Patrícia MAMONA (POR)	Roma (Stadio Olimpico)	8 Jun
15.25	Otqa RYPAKOVA (KAZ)	Split (Poljud Stadion)	4 Sep 10	14.40	Kristin GIERISCH (GER)	Erfurt	9 Jul
15.20	Šárka KAŠPARKOVA (CZE)	Athina (Olympic Stadium)	4 Aug 97	14.39	Jeanine ASSANI ISSOUF (FRA)	Marseille (Stade Delort)	16 Jul
15.20	Tereza MARINOVA (BUL)	Sydney (Olympic Stadium)	24 Sep 00	14.38	Shanieka RICKETTS (JAM)	Madrid (Moratalaz)	14 Jul

RESULTS



Triple Jump Women - Qualification

With qualifying standard of 14.20 (Q) or at least the 12 best performers (q) advance to the Final

RECORDS	RESULT	NAME	COUNTRY	AGE	VENUE	DATE
World Record WR	15.50	Inessa KRAVETS	UKR	29	Göteborg (Ullevi Stadium)	10 Aug 1995
Championships Record CR	15.50	Inessa KRAVETS	UKR	29	Göteborg (Ullevi Stadium)	10 Aug 1995
World Leading WL	14.96	Yulimar ROJAS	VEN	22	Andújar	2 Jun 2017
Area Record AR		National Record NR		Personal Best PB		Season Best SB

Group A

5 August 2017 11:01 START TIME 18° C TEMPERATURE 60 % HUMIDITY
11:49 END TIME 19° C 56 %

PLACE	NAME	COUNTRY	DATE OF BIRTH	ORDER	RESULT	1	2	3
1	Yulimar ROJAS	VEN	21 Oct 95	1	14.52 Q -0.8	14.17 -0.5	14.52 -0.8	
2	Susana COSTA	POR	22 Sep 84	5	14.35 Q PB +0.6	13.83 -0.8	13.88 +0.5	14.35 +0.6
3	Kimberly WILLIAMS	JAM	3 Nov 88	8	14.14 q +1.0	14.09 -0.3	X +0.5	14.14 +1.0
4	Anna JAGACIAK	POL	10 Feb 90	4	14.09 q -0.5	14.09 -0.5	13.72 +1.0	14.04 -0.1
5	Neele ECKHARDT	GER	2 Jul 92	9	14.07 q +1.0	11.95 -0.2	13.97 +1.1	14.07 +1.0
6	Kristiina MÄKELÄ	FIN	20 Nov 92	11	13.92 +0.6	13.92 +0.6	13.69 +0.6	13.77 +1.6
7	Gabriela PETROVA	BUL	29 Jun 92	12	13.90 +0.2	13.66 -0.5	13.90 +0.2	13.62 +1.1
8	Jeanine ASSANI ISSOUF	FRA	17 Aug 92	2	13.87 +0.4	X +2.6	13.87 +0.4	13.67 -0.4
9	Paraskeví PAPAHRÍSTOU	GRE	17 Apr 89	3	13.75 +0.3	13.40 +0.6	X +0.4	13.75 +0.3
10	Tânia DA SILVA	BRA	17 Dec 86	13	13.74 +0.7	13.74 +0.7	13.70 -0.5	13.14 +0.1
11	Liadagmis POVEA	CUB	6 Feb 96	10	13.55 +1.0	13.44 -1.2	X -0.3	13.55 +1.0
12	Fátima DIAME	ESP	22 Sep 96	6	13.36 +0.5	12.97 -1.0	13.28 +0.5	13.36 +0.5
13	Mariya OVCHINNIKOVA	KAZ	19 Oct 98	7	13.18 -0.6	13.18 -0.6	12.90 -0.5	X -0.7

RESULTS
Triple Jump Women - Qualification

Group B

5 August 2017 11:00 START TIME 18° C 60 %
TEMPERATURE HUMIDITY
11:46 END TIME 19° C 56 %

PLACE	NAME	COUNTRY	DATE of BIRTH	ORDER	RESULT	1	2	3
1	Olga RYPAKOVA	KAZ	30 Nov 84	2	14.57 Q +1.1	14.57 +1.1		
2	Patrícia MAMONA	POR	21 Nov 88	6	14.29 Q +0.8	13.97 -0.9	14.29 +0.8	
3	Kristin GIERISCH	GER	20 Aug 90	9	14.25 Q -0.2	14.11 +0.1	X +0.3	14.25 -0.2
4	Shanieka RICKETTS	JAM	2 Feb 92	1	14.21 Q +1.1	13.93 0.0	14.21 +1.1	
5	Caterine IBARGÜEN	COL	12 Feb 84	3	14.21 Q -1.5	14.21 -1.5		
6	Hanna KNYAZYEVA-MINENKO	ISR	25 Sep 89	12	14.17 q SB +0.8	X +0.5	14.17 +0.8	13.72 +0.7
7	Ana PELETEIRO	ESP	2 Dec 95	8	14.07 q +0.7	13.84 +0.3	14.07 +0.7	13.09 +0.6
8	Tori FRANKLIN	USA	7 Oct 92	4	14.03 PB +0.9	X +0.2	14.03 +0.9	12.96 +0.2
9	Elena PANTUROIU	ROU	24 Feb 95	10	14.02 +0.5	13.91 +0.1	14.01 +0.9	14.02 +0.5
10	Dovilė DZINDZALEITAITĖ	LTU	14 Jul 93	11	13.97 -0.5	13.97 -0.5	X +0.9	13.43 +0.8
11	Thea LAFOND	DMA	5 Apr 94	7	13.82 +0.2	13.38 +0.1	13.82 +0.2	13.50 +0.4
12	Nadia EKE	GHA	11 Jan 93	5	13.54 +0.7	X -0.9	13.25 +1.1	13.54 +0.7
13	Tamara MYERS	BAH	27 Jul 93	13	13.41 +0.5	X +0.4	X +0.5	13.41 +0.5

ALL-TIME OUTDOOR TOP LIST

SEASON OUTDOOR TOP LIST

RESULT	NAME	VENUE	DATE	RESULT	NAME	VENUE	2017
15.50	Inessa KRAVETS (UKR)	Göteborg (Ullevi Stadium)	10 Aug 95	14.96	Yulimar ROJAS (VEN)	Andújar	2 Jun
15.39	Francoise MBANGO ETONE (CMR) g	(National Stadium)	17 Aug 08	14.86	Caterine IBARGÜEN (COL)	Monaco (Stade Louis II)	21 Jul
15.34	Tatyana LEBEDEVA (RUS)	Iraklio	4 Jul 04	14.64	Olga RYPAKOVA (KAZ)	Roma (Stadio Olimpico)	8 Jun
15.32	Hrysopiýi DEVETZÍ (GRE)	Athína (Olympic Stadium)	21 Aug 04	14.56	Nubia SOARES (BRA)	São Bernardo do Campo (Arena Caixa)	11 Jun
15.31	Caterine IBARGÜEN (COL)	Monaco (Stade Louis II)	18 Jul 14	14.54	Kimberly WILLIAMS (JAM)	Monaco (Stade Louis II)	21 Jul
15.29	Yamilé ALDAMA (CUB)	Roma (Stadio Olimpico)	11 Jul 03	14.45	Liadaqmis POVEA (CUB)	La Habana (Estadio Panamericano)	26 May
15.28	Yarqeris SAVIGNE (CUB)	Osaka (Nagai Stadium)	31 Aug 07	14.42	Patrícia MAMONA (POR)	Roma (Stadio Olimpico)	8 Jun
15.25	Olga RYPAKOVA (KAZ)	Split (Poljud Stadion)	4 Sep 10	14.40	Kristin GIERISCH (GER)	Erfurt	9 Jul
15.20	Šárka KAŠPARKOVA (CZE)	Athína (Olympic Stadium)	4 Aug 97	14.39	Jeanine ASSANI ISSOUF (FRA)	Marseille (Stade Delort)	16 Jul
15.20	Tereza MARINOVA (BUL)	Sydney (Olympic Stadium)	24 Sep 00	14.38	Shanieka RICKETTS (JAM)	Madrid (Moratalaz)	14 Jul



RESULTS



Shot Put Women - Final

RECORDS	RESULT	NAME	COUNTRY	AGE	VENUE	DATE
World Record WR	22.63	Natalya LISOVSKAYA	URS	25	Moskva (Lenin Stadium)	7 Jun 1987
Championships Record CR	21.24	Natalya LISOVSKAYA	URS	25	Roma (Stadio Olimpico)	5 Sep 1987
Championships Record CR	21.24	Valerie ADAMS	NZL	27	Daegu (DS)	29 Aug 2011
World Leading WL	20.11	Lijiao GONG	CHN	28	Böhmekirch	28 Jul 2017
Area Record AR	National Record NR	Personal Best PB	Season Best SB			

9 August 2017 20:27 START TIME 15° C 88 %
 TEMPERATURE HUMIDITY
 21:25 END TIME 15° C 88 %

PLACE	NAME	COUNTRY	DATE of BIRTH	ORDER	RESULT	1	2	3	ORDER	4	5	6
1	Lijiao GONG	CHN	24 Jan 89	5	19.94	19.16	19.35	19.03	8	X	19.94	19.89
2	Anita MÁRTON	HUN	15 Jan 89	2	19.49	18.50	18.89	18.65	6	18.33	18.54	19.49
3	Michelle CARTER	USA	12 Oct 85	7	19.14	18.82	18.86	19.14	7	19.03	X	18.97
4	Danniel THOMAS-DODD	JAM	11 Nov 92	11	18.91	18.70	X	18.76	5	18.56	18.91	18.76
5	Yang GAO	CHN	1 Mar 93	6	18.25	18.03	18.00	17.79	2	18.22	18.11	18.25
6	Brittany CREW	CAN	6 Mar 94	4	18.21	17.52	18.21	17.71	4	X	X	X
7	Yuliya LEANTSIUK	BLR	31 Jan 84	12	18.12	17.84	X	18.12	3	X	X	17.51
8	Yaniuvis LÓPEZ	CUB	1 Feb 86	9	18.03	17.28	17.98	18.03	1	X	17.46	X
9	Geisa ARCANJO	BRA	19 Sep 91	8	18.03	17.93	X	18.03				
10	Raven SAUNDERS	USA	15 May 96	10	17.86	X	13.75	17.86				
11	Melissa BOEKELMAN	NED	11 May 89	3	17.73	17.61	17.73	X				
12	Ka BIAN	CHN	5 Jan 93	1	17.60	17.60	X	X				

ALL-TIME OUTDOOR TOP LIST				SEASON OUTDOOR TOP LIST			
RESULT	NAME	VENUE	DATE	RESULT	NAME	VENUE	2017
22.63	Natalya LISOVSKAYA (URS)	Moskva (Lenin Stadium)	7 Jun 87	20.11	Lijiao GONG (CHN)	Böhmekirch	28 Jul
22.45	Ilona BRIESENICK (GDR)	Potsdam	11 May 80	19.76	Raven SAUNDERS (USA)	Sacramento (Hornet Stadium), CA	24 Jun
22.32	Helena FIBINGEROVÁ (TCH)	Nitra	20 Aug 77	19.64	Daniella BUNCH (USA)	Sacramento (Hornet Stadium), CA	24 Jun
22.19	Claudia LOSCH (FRG)	Hainfeld	23 Aug 87	19.63	Anita MÁRTON (HUN)	Draževina	30 Apr
21.89	Ivanka KHRISTOVA (BUL)	Belmeken	4 Jul 76	19.34	Michelle CARTER (USA)	Sacramento (Hornet Stadium), CA	24 Jun
21.86	Marianne ADAM (GDR)	Leipzig	23 Jun 79	19.15	Danniel THOMAS-DODD (JAM)	Eugene (Hayward Field), OR	8 Jun
21.76	Meisu LI (CHN)	Shijiazhuang	23 Apr 88	19.01	Aliona DUBITSKAYA (BLR)	Brest, BLR	31 May
21.73	Natalya AKHRIMENKO (URS)	Leselidze	21 May 88	18.92	Yaniuvis LÓPEZ (CUB)	La Habana (Estadio Panamericano)	30 Jun
21.69	Vita PAVLYSH (UKR)	Budapest	20 Aug 98	18.89	Monique RIDDICK (USA)	Sacramento (Hornet Stadium), CA	24 Jun
21.66	Xinmei SUI (CHN)	Beijing	9 Jun 90	18.86	Manpreet KAUR (IND)	Jinhua	24 Apr



SUMMARY



Shot Put Women - Qualification

With qualifying standard of 18.30 (Q) or at least the 12 best performers (q) advance to the Final

RECORDS	RESULT	NAME	COUNTRY	AGE	VENUE	DATE
World Record WR	22.63	Natalya LISOVSKAYA	URS	25	Moskva (Lenin Stadium)	7 Jun 1987
Championships Record CR	21.24	Natalya LISOVSKAYA	URS	25	Roma (Stadio Olimpico)	5 Sep 1987
Championships Record CR	21.24	Valerie ADAMS	NZL	27	Daegu (DS)	29 Aug 2011
World Leading WL	20.11	Lijiao GONG	CHN	28	Böhlenkirch	28 Jul 2017

Area Record **AR**

National Record **NR**

Personal Best **PB**

Season Best **SB**

8 August 2017

RANK	PLACE	GROUP	BIB	NAME	COUNTRY	DATE of BIRTH	RESULT	
1	1	B		Lijiao GONG	CHN	24 Jan 89	18.97	Q
2	2	B		Michelle CARTER	USA	12 Oct 85	18.92	Q
3	1	A		Anita MÁRTON	HUN	15 Jan 89	18.76	Q
4	2	A		Raven SAUNDERS	USA	15 May 96	18.63	Q
5	3	A		Danniel THOMAS-DODD	JAM	11 Nov 92	18.42	Q
6	4	A		Ka BIAN	CHN	5 Jan 93	18.18	q SB
7	3	B		Yuliya LEANTSUK	BLR	31 Jan 84	18.01	q
8	5	A		Brittany CREW	CAN	6 Mar 94	18.01	q
9	6	A		Melissa BOEKELMAN	NED	11 May 89	17.88	q
10	7	A		Yang GAO	CHN	1 Mar 93	17.87	q
11	4	B		Yaniuvis LÓPEZ	CUB	1 Feb 86	17.84	q
12	5	B		Geisa ARCANJO	BRA	19 Sep 91	17.79	q
13	6	B		Sara GAMBETTA	GER	18 Feb 93	17.71	
14	8	A		Aliona DUBITSKAYA	BLR	25 Jan 90	17.68	
15	7	B		Natalia DUCÓ	CHI	31 Jan 89	17.66	
16	8	B		Paulina GUBA	POL	14 May 91	17.52	
17	9	A		Kludia KARDASZ	POL	2 May 96	17.52	
18	9	B		Daniella BUNCH	USA	16 May 91	17.39	
19	10	B		Dimitriana SURDU	MDA	12 Apr 94	17.37	
20	11	B		Fanny ROOS	SWE	2 Jan 95	17.31	
21	10	A		Radoslava MAVRODIEVA	BUL	13 Mar 87	16.99	
22	11	A		Noora Salem JASIM	BRN	27 Nov 96	16.97	
23	12	A		Rachel WALLADER	GBR	1 Sep 89	16.81	
24	13	A		Jessica CÉRIVAL	FRA	20 Jan 82	16.56	
25	12	B		Taryn SUTTIE	CAN	7 Dec 90	16.47	
26	14	A		María Belén TOIMIL	ESP	5 May 94	16.38	
27	13	B		Sandra LEMOS	COL	1 Jan 89	16.36	
28	14	B		Úrsula RUIZ	ESP	11 Aug 83	16.20	
29	15	B		Gleneve GRANGE	JAM	6 Jul 95	15.96	
30	15	A		Jessica INCHUDE	GBS	25 Mar 96	14.63	
		A		Auriole DONGMO	CMR	3 Aug 90	DNS	

SUMMARY
Shot Put Women - Qualification

8 August 2017

RANK	PLACE	GROUP	BIB	NAME	COUNTRY	DATE of BIRTH	RESULT
------	-------	-------	-----	------	---------	---------------	--------

ALL-TIME OUTDOOR TOP LIST				SEASON OUTDOOR TOP LIST			
RESULT	NAME	VENUE	DATE	RESULT	NAME	VENUE	2017
22.63	Natalya LISOVSKAYA (URS)	Moskva (Lenin Stadium)	7 Jun 87	20.11	Lijiao GONG (CHN)	Böhlenkirch	28 Jul
22.45	Iлона BRIESENICK (GDR)	Potsdam	11 May 80	19.76	Raven SAUNDERS (USA)	Sacramento (Hornet Stadium), CA	24 Jun
22.32	Helena FIBINGEROVÁ (TCH)	Nitra	20 Aug 77	19.64	Daniella BUNCH (USA)	Sacramento (Hornet Stadium), CA	24 Jun
22.19	Claudia LOSCH (FRG)	Hainfeld	23 Aug 87	19.63	Anita MÁRTON (HUN)	Draževina	30 Apr
21.89	Ivanka KHRISTOVA (BUL)	Belmeken	4 Jul 76	19.34	Michelle CARTER (USA)	Sacramento (Hornet Stadium), CA	24 Jun
21.86	Marianne ADAM (GDR)	Leipzig	23 Jun 79	19.15	Danniel THOMAS-DODD (JAM)	Eugene (Hayward Field), OR	8 Jun
21.76	Meisu LI (CHN)	Shijiazhuang	23 Apr 88	19.01	Aliona DUBITSKAYA (BLR)	Brest, BLR	31 May
21.73	Natalya AKHRIMENKO (URS)	Leselidze	21 May 88	18.92	Yaniuvis LÓPEZ (CUB)	La Habana (Estadio Panamericano)	30 Jun
21.69	Vita PAVLYSH (UKR)	Budapest	20 Aug 98	18.89	Monique RIDDICK (USA)	Sacramento (Hornet Stadium), CA	24 Jun
21.66	Xinmei SUI (CHN)	Beijing	9 Jun 90	18.86	Manpreet KAUR (IND)	Jinhua	24 Apr



RESULTS



Shot Put Women - Qualification

With qualifying standard of 18.30 (Q) or at least the 12 best performers (q) advance to the Final

RECORDS	RESULT	NAME	COUNTRY	AGE	VENUE	DATE
World Record WR	22.63	Natalya LISOVSKAYA	URS	25	Moskva (Lenin Stadium)	7 Jun 1987
Championships Record CR	21.24	Natalya LISOVSKAYA	URS	25	Roma (Stadio Olimpico)	5 Sep 1987
Championships Record CR	21.24	Valerie ADAMS	NZL	27	Daegu (DS)	29 Aug 2011
World Leading WL	20.11	Lijiao GONG	CHN	28	Böhmekirch	28 Jul 2017

Area Record **AR** National Record **NR** Personal Best **PB** Season Best **SB**

Group A

8 August 2017 20:39 START TIME 16° C 77%
TEMPERATURE HUMIDITY
21:20 END TIME 19° C 56%

PLACE	NAME	COUNTRY	DATE OF BIRTH	ORDER	RESULT	1	2	3
1	Anita MÁRTON	HUN	15 Jan 89	6	18.76 Q	18.76		
2	Raven SAUNDERS	USA	15 May 96	2	18.63 Q	17.94	18.63	
3	Daniel THOMAS-DODD	JAM	11 Nov 92	12	18.42 Q	X	18.42	
4	Ka BIAN	CHN	5 Jan 93	5	18.18 q SB	17.82	X	18.18
5	Brittany CREW	CAN	6 Mar 94	3	18.01 q	17.41	17.26	18.01
6	Melissa BOEKELMAN	NED	11 May 89	4	17.88 q	17.55	17.19	17.88
7	Yang GAO	CHN	1 Mar 93	1	17.87 q	17.82	17.87	X
8	Aliona DUBITSKAYA	BLR	25 Jan 90	13	17.68	X	X	17.68
9	Kludia KARDASZ	POL	2 May 96	10	17.52	16.24	16.34	17.52
10	Radoslava MAVRODIEVA	BUL	13 Mar 87	14	16.99	X	16.99	X
11	Noora Salem JASIM	BRN	27 Nov 96	7	16.97	16.68	16.97	16.61
12	Rachel WALLADER	GBR	1 Sep 89	9	16.81	16.73	16.81	15.83
13	Jessica CÉRIVAL	FRA	20 Jan 82	15	16.56	15.80	16.56	16.32
14	María Belén TOIMIL	ESP	5 May 94	11	16.38	16.20	16.38	X
15	Jessica INCHUDE	GBS	25 Mar 96	16	14.63	14.63	X	14.52
	Auriole DONGMO	CMR	3 Aug 90	8	DNS			

Group B

8 August 2017 20:39 START TIME 16° C 77%
TEMPERATURE HUMIDITY
21:16 END TIME 19° C 56%

PLACE	NAME	COUNTRY	DATE OF BIRTH	ORDER	RESULT	1	2	3
1	Lijiao GONG	CHN	24 Jan 89	3	18.97 Q	18.97		
2	Michelle CARTER	USA	12 Oct 85	13	18.92 Q	18.92		
3	Yuliya LEANTSIUK	BLR	31 Jan 84	10	18.01 q	17.92	18.01	17.82
4	Yaniuvis LÓPEZ	CUB	1 Feb 86	2	17.84 q	X	17.84	17.84
5	Geisa ARCANJO	BRA	19 Sep 91	11	17.79 q	17.67	17.48	17.79
6	Sara GAMBETTA	GER	18 Feb 93	1	17.71	17.44	16.97	17.71
7	Natalia DUCÓ	CHI	31 Jan 89	14	17.66	17.31	17.66	17.29
8	Paulina GUBA	POL	14 May 91	6	17.52	17.01	17.13	17.52
9	Daniella BUNCH	USA	16 May 91	12	17.39	16.76	17.39	X
10	Dimitriana SURDU	MDA	12 Apr 94	5	17.37	17.24	17.37	X
11	Fanny ROOS	SWE	2 Jan 95	9	17.31	16.87	X	17.31
12	Taryn SUTTIE	CAN	7 Dec 90	7	16.47	16.47	X	X
13	Sandra LEMOS	COL	1 Jan 89	8	16.36	16.33	X	16.36
14	Úrsula RUIZ	ESP	11 Aug 83	15	16.20	X	16.20	X
15	Gleneve GRANGE	JAM	6 Jul 95	4	15.96	X	15.96	X

RESULTS
Shot Put Women - Qualification

ALL-TIME OUTDOOR TOP LIST				SEASON OUTDOOR TOP LIST			
RESULT	NAME	VENUE	DATE	RESULT	NAME	VENUE	2017
22.63	Natalya LISOVSKAYA (URS)	Moskva (Lenin Stadium)	7 Jun 87	20.11	Lijiao GONG (CHN)	Böhmekirch	28 Jul
22.45	Ilona BRIESENICK (GDR)	Potsdam	11 May 80	19.76	Raven SAUNDERS (USA)	Sacramento (Hornet Stadium), CA	24 Jun
22.32	Helena FIBINGEROVÁ (TCH)	Nitra	20 Aug 77	19.64	Daniella BUNCH (USA)	Sacramento (Hornet Stadium), CA	24 Jun
22.19	Claudia LOSCH (FRG)	Hainfeld	23 Aug 87	19.63	Anita MÁRTON (HUN)	Draževina	30 Apr
21.89	Ivanka KHRISTOVA (BUL)	Belmeken	4 Jul 76	19.34	Michelle CARTER (USA)	Sacramento (Hornet Stadium), CA	24 Jun
21.86	Marianne ADAM (GDR)	Leipzig	23 Jun 79	19.15	Danniel THOMAS-DODD (JAM)	Eugene (Hayward Field), OR	8 Jun
21.76	Meisu LI (CHN)	Shijiazhuang	23 Apr 88	19.01	Aliona DUBITSKAYA (BLR)	Brest, BLR	31 May
21.73	Natalya AKHRIMENKO (URS)	Leselidze	21 May 88	18.92	Yaniuvis LÓPEZ (CUB)	La Habana (Estadio Panamericano)	30 Jun
21.69	Vita PAVLYSH (UKR)	Budapest	20 Aug 98	18.89	Monique RIDDICK (USA)	Sacramento (Hornet Stadium), CA	24 Jun
21.66	Xinmei SUI (CHN)	Beijing	9 Jun 90	18.86	Manpreet KAUR (IND)	Jinhua	24 Apr

RESULTS



Discus Throw Women - Final

RECORDS	RESULT	NAME	COUNTRY	AGE	VENUE	DATE
World Record WR	76.80	Gabriele REINSCH	GDR	25	Neubrandenburg (Jahn Sportpark)	9 Jul 1988
Championships Record CR	71.62	Martina HELLMANN	GDR	27	Roma (Stadio Olimpico)	31 Aug 1987
World Leading WL	71.41	Sandra PERKOVIC	CRO	27	Bellinzona	18 Jul 2017
Area Record AR		National Record NR		Personal Best PB		Season Best SB

13 August 2017 19:09 START TIME 22° C 35 %
 TEMPERATURE HUMIDITY
 20:20 END TIME 22° C 35 %

PLACE	NAME	COUNTRY	DATE of BIRTH	ORDER	RESULT	1	2	3	ORDER	4	5	6
1	Sandra PERKOVIC	CRO	21 Jun 90	6	70.31	69.30	70.31	70.28	8	69.81	X	X
2	Dani STEVENS	AUS	26 May 88	3	69.64 AR	64.23	65.46	X	6	66.82	66.59	69.64
3	Mélina ROBERT-MICHON	FRA	18 Jul 79	11	66.21 SB	65.49	62.54	X	7	61.88	65.39	66.21
4	Yaimé PÉREZ	CUB	29 May 91	8	64.82	62.54	X	X	2	64.82	63.43	64.60
5	Denia CABALLERO	CUB	13 Jan 90	5	64.37	63.22	62.88	X	3	62.18	64.37	X
6	Nadine MÜLLER	GER	21 Nov 85	7	64.13	64.13	X	62.49	5	X	63.71	X
7	Xinyue SU	CHN	8 Nov 91	4	63.37	X	60.59	63.37	4	X	61.12	62.05
8	Bin FENG	CHN	3 Apr 94	9	61.56	61.56	60.81	X	1	X	51.95	X
9	Julia HARTING	GER	1 Apr 90	2	61.34	61.34	X	X				
10	Yang CHEN	CHN	10 Jul 91	1	61.28	58.19	X	61.28				
11	Andressa DE MORAIS	BRA	21 Dec 90	10	60.00	60.00	X	X				
	Zinaida SENDRIUTE	LTU	20 Dec 84	12	NM	X	X	X				

ALL-TIME OUTDOOR TOP LIST				SEASON OUTDOOR TOP LIST			
RESULT	NAME	VENUE	DATE	RESULT	NAME	VENUE	2017
76.80	Gabriele REINSCH (GDR)	ubrandenburg (Jahn Sportpark)	9 Jul 88	71.41	Sandra PERKOVIC (CRO)	Bellinzona	18 Jul
74.56	Zdenka ŠILHAVÁ (TCH)	Nitra	26 Aug 84	69.64	Dani STEVENS (AUS)	London	13 Aug
74.56	Ilke WYLUDDA (GDR)	Neubrandenburg (Jahn Sportpark)	23 Jul 89	69.19	Yaimé PÉREZ (CUB)	Sotteville-lès-Rouen	7 Jul
74.08	Diana SACHSE-GANSKY (GDR)	Karl-Marx-Stadt	20 Jun 87	67.04	Denia CABALLERO (CUB)	Leiria	30 Jul
73.84	Daniela COSTIAN (ROU)	Bucuresti	30 Apr 88	66.21	Mélina ROBERT-MICHON (FRA)	London	13 Aug
73.36	Irina MESZYNSKI (GDR)	Praha (Stadion Rošický)	17 Aug 84	65.78	Gia LEWIS-SMALLWOOD (USA)	Coeur d'Alene, ID	2 Jun
73.28	Galina SAVINKOVA (URS)	Donetsk	8 Sep 84	65.76	Nadine MÜLLER (GER)	Halle	20 May
73.22	Tsvetanka KHRISTOVA (BUL)	Kazanlak	19 Apr 87	64.69	Valarie ALLMAN (USA)	Palo Alto, CA	22 Apr
73.10	Gisela BEYER (GDR)	Berlin	20 Jul 84	64.68	Andressa DE MORAIS (BRA)	Asunción (COP)	23 Jun
72.92	Martina HELLMANN (GDR)	Potsdam	20 Aug 87	64.45	Claudine VITA (GER)	Neubrandenburg	27 May

SUMMARY



Discus Throw Women - Qualification

With qualifying standard of 62.50 (Q) or at least the 12 best performers (q) advance to the Final

RECORDS	RESULT	NAME	COUNTRY	AGE	VENUE	DATE
World Record WR	76.80	Gabriele REINSCH	GDR	25	Neubrandenburg (Jahn Sportpark)	9 Jul 1988
Championships Record CR	71.62	Martina HELLMANN	GDR	27	Roma (Stadio Olimpico)	31 Aug 1987
World Leading WL	71.41	Sandra PERKOVIC	CRO	27	Bellinzona	18 Jul 2017
Area Record AR		National Record NR		Personal Best PB		Season Best SB

11 August 2017

RANK	PLACE	GROUP	BIB	NAME	COUNTRY	DATE of BIRTH	RESULT
1	1	A		Sandra PERKOVIC	CRO	21 Jun 90	69.67 Q
2	1	B		Yaimé PÉREZ	CUB	29 May 91	65.58 Q
3	2	B		Dani STEVENS	AUS	26 May 88	65.56 Q
4	3	B		Méline ROBERT-MICHON	FRA	18 Jul 79	63.97 Q SB
5	2	A		Denia CABALLERO	CUB	13 Jan 90	63.79 Q
6	4	B		Nadine MÜLLER	GER	21 Nov 85	63.35 Q
7	5	B		Xinyue SU	CHN	8 Nov 91	63.00 Q
8	3	A		Andressa DE MORAIS	BRA	21 Dec 90	62.80 Q
9	6	B		Yang CHEN	CHN	10 Jul 91	62.71 Q
10	4	A		Bin FENG	CHN	3 Apr 94	62.48 q
11	5	A		Julia HARTING	GER	1 Apr 90	61.70 q
12	7	B		Zinaida SENDRIUTE	LTU	20 Dec 84	61.48 q SB
13	8	B		Whitney ASHLEY	USA	18 Feb 89	60.94
14	6	A		Anna RÜH	GER	17 Jun 93	60.78
15	9	B		Shadae LAWRENCE	JAM	31 Dec 95	59.25
16	10	B		Fernanda MARTINS	BRA	26 Jul 88	58.51
17	7	A		Gia LEWIS-SMALLWOOD	USA	1 Apr 79	58.15
18	11	B		Dragana TOMAŠEVIĆ	SRB	4 Jun 82	57.78
19	8	A		Jade LALLY	GBR	30 Mar 87	57.71
20	9	A		Sabina ASENJO	ESP	3 Aug 86	57.00
21	12	B		Irina RODRIGUES	POR	5 Feb 91	56.98
22	10	A		Hrisóula ANAGNOSTOPOÚLOU	GRE	27 Aug 91	56.91
23	11	A		Kellion KNIBB	JAM	25 Dec 93	56.73
24	12	A		Anita MÁRTON	HUN	15 Jan 89	55.96
25	13	A		Natalia SEMENOVA	UKR	7 Jul 82	55.83
26	13	B		Subenrat INSAENG	THA	10 Feb 94	55.16
27	14	A		Taryn GOLLISHEWSKY	AUS	18 May 93	54.29
28	14	B		Valarie ALLMAN	USA	23 Feb 95	53.85
29	15	B		Karen GALLARDO	CHI	6 Mar 84	52.81
		A		Tarasue BARNETT	JAM	9 Oct 93	NM

ALL-TIME OUTDOOR TOP LIST				SEASON OUTDOOR TOP LIST			
RESULT	NAME	VENUE	DATE	RESULT	NAME	VENUE	2017
76.80	Gabriele REINSCH (GDR)	ubrandenburg (Jahn Sportpark)	9 Jul 88	71.41	Sandra PERKOVIC (CRO)	Bellinzona	18 Jul
74.56	Zdenka ŠILHAVÁ (TCH)	Nitra	26 Aug 84	69.19	Yaimé PÉREZ (CUB)	Notteville-lès-Rouen	7 Jul
74.56	Ilke WYLUDDA (GDR)	Neubrandenburg (Jahn Sportpark)	23 Jul 89	67.04	Denia CABALLERO (CUB)	Leiria	30 Jul
74.08	Diana SACHSE-GANSKY (GDR)	Karl-Marx-Stadt	20 Jun 87	66.78	Dani STEVENS (AUS)	Sydney (SOPAC)	25 Feb
73.84	Daniela COSTIAN (ROU)	Bucuresti	30 Apr 88	65.78	Gia LEWIS-SMALLWOOD (USA)	Coeur d'Alene, ID	2 Jun
73.36	Irina MESZYNSKI (GDR)	Praha (Stadion Rošický)	17 Aug 84	65.76	Nadine MÜLLER (GER)	Halle	20 May
73.28	Galina SAVINKOVA (URS)	Donetsk	8 Sep 87	64.69	Valarie ALLMAN (USA)	Palo Alto, CA	22 Apr
73.22	Tsvetanka KHRISTOVA (BUL)	Kazanlak	19 Apr 87	64.68	Andressa DE MORAIS (BRA)	Asunción (COP)	23 Jun
73.10	Gisela BEYER (GDR)	Berlin	20 Jul 84	64.45	Claudine VITA (GER)	Neubrandenburg	27 May
72.92	Martina HELLMANN (GDR)	Potsdam	20 Aug 87	64.09	Natalia SEMENOVA (UKR)	Kyiv	30 Jun



RESULTS



Discus Throw Women - Qualification

With qualifying standard of 62.50 (Q) or at least the 12 best performers (q) advance to the Final

RECORDS	RESULT	NAME	COUNTRY	AGE	VENUE	DATE
World Record WR	76.80	Gabriele REINSCH	GDR	25	Neubrandenburg (Jahn Sportpark)	9 Jul 1988
Championships Record CR	71.62	Martina HELLMANN	GDR	27	Roma (Stadio Olimpico)	31 Aug 1987
World Leading WL	71.41	Sandra PERKOVIC	CRO	27	Bellinzona	18 Jul 2017
Area Record AR		National Record NR		Personal Best PB		Season Best SB

Group A

11 August 2017 10:11 START TIME 16° C 77%
TEMPERATURE HUMIDITY
10:52 END TIME 17° C 72%

PLACE	NAME	COUNTRY	DATE OF BIRTH	ORDER	RESULT	1	2	3
1	Sandra PERKOVIC	CRO	21 Jun 90	7	69.67 Q	X	69.67	
2	Denia CABALLERO	CUB	13 Jan 90	13	63.79 Q	58.77	X	63.79
3	Andressa DE MORAIS	BRA	21 Dec 90	6	62.80 Q	60.61	62.80	
4	Bin FENG	CHN	3 Apr 94	14	62.48 q	62.48	X	61.95
5	Julia HARTING	GER	1 Apr 90	5	61.70 q	61.34	61.70	59.41
6	Anna RÜH	GER	17 Jun 93	1	60.78	60.78	60.66	X
7	Gia LEWIS-SMALLWOOD	USA	1 Apr 79	15	58.15	X	58.15	58.13
8	Jade LALLY	GBR	30 Mar 87	11	57.71	X	X	57.71
9	Sabina ASENJO	ESP	3 Aug 86	3	57.00	57.00	X	X
10	Hrisóula ANAGNOSTOPOÚLOU	GRE	27 Aug 91	2	56.91	56.91	56.08	55.26
11	Kellion KNIBB	JAM	25 Dec 93	12	56.73	X	X	56.73
12	Anita MÁRTON	HUN	15 Jan 89	10	55.96	55.96	54.91	X
13	Natalia SEMENOVA	UKR	7 Jul 82	9	55.83	X	X	55.83
14	Taryn GOLLISHEWSKY	AUS	18 May 93	4	54.29	54.29	X	53.69
	Tarasue BARNETT	JAM	9 Oct 93	8	NM	X	X	X

Group B

11 August 2017 11:36 START TIME 18° C 68%
TEMPERATURE HUMIDITY
12:10 END TIME 19° C 64%

PLACE	NAME	COUNTRY	DATE OF BIRTH	ORDER	RESULT	1	2	3
1	Yaimé PÉREZ	CUB	29 May 91	1	65.58 Q	65.58		
2	Dani STEVENS	AUS	26 May 88	8	65.56 Q	65.56		
3	Mélina ROBERT-MICHON	FRA	18 Jul 79	13	63.97 Q SB	63.97		
4	Nadine MÜLLER	GER	21 Nov 85	15	63.35 Q	60.31	62.47	63.35
5	Xinyue SU	CHN	8 Nov 91	14	63.00 Q	60.83	61.35	63.00
6	Yang CHEN	CHN	10 Jul 91	6	62.71 Q	X	62.71	
7	Zinaida SENDRIUTE	LTU	20 Dec 84	10	61.48 q SB	61.48	X	57.57
8	Whitney ASHLEY	USA	18 Feb 89	5	60.94	X	60.94	59.22
9	Shadae LAWRENCE	JAM	31 Dec 95	2	59.25	X	59.25	X
10	Fernanda MARTINS	BRA	26 Jul 88	12	58.51	58.51	X	X
11	Dragana TOMAŠEVIC	SRB	4 Jun 82	4	57.78	56.14	57.78	57.28
12	Irina RODRIGUES	POR	5 Feb 91	3	56.98	54.94	55.87	56.98
13	Subenrat INSAENG	THA	10 Feb 94	11	55.16	53.74	X	55.16
14	Valarie ALLMAN	USA	23 Feb 95	9	53.85	53.85	X	X
15	Karen GALLARDO	CHI	6 Mar 84	7	52.81	52.36	X	52.81

ALL-TIME OUTDOOR TOP LIST

RESULT	NAME	VENUE	DATE
76.80	Gabriele REINSCH (GDR)	ubrandenburg (Jahn Sportpark)	9 Jul 88
74.56	Zdenka ŠILHAVÁ (TCH)	Nitra	26 Aug 84
74.56	Ilke WYLUDDA (GDR)	Neubrandenburg (Jahn Sportpark)	23 Jul 89
74.08	Diana SACHSE-GANSKY (GDR)	Karl-Marx-Stadt	20 Jun 87
73.84	Daniela COSTIAN (ROU)	Bucuresti	30 Apr 88
73.36	Irina MESZYNSKI (GDR)	Praha (Stadion Rožický)	17 Aug 84
73.28	Galina SAVINKOVA (URS)	Donetsk	8 Sep 84
73.22	Tsvetanka KHRISTOVA (BUL)	Kazanlak	19 Apr 87
73.10	Gisela BEYER (GDR)	Berlin	20 Jul 84
72.92	Martina HELLMANN (GDR)	Potsdam	20 Aug 87

SEASON OUTDOOR TOP LIST

RESULT	NAME	VENUE	2017
71.41	Sandra PERKOVIC (CRO)	Bellinzona	18 Jul
69.19	Yaimé PÉREZ (CUB)	Sotheville-lès-Rouen	7 Jul
67.04	Denia CABALLERO (CUB)	Leiria	30 Jul
66.78	Dani STEVENS (AUS)	Sydney (SOPAC)	25 Feb
65.78	Gia LEWIS-SMALLWOOD (USA)	Coeur d'Alene, ID	2 Jun
65.76	Nadine MÜLLER (GER)	Halle	20 May
64.69	Valarie ALLMAN (USA)	Palo Alto, CA	22 Apr
64.68	Andressa DE MORAIS (BRA)	Asunción (COP)	23 Jun
64.45	Claudine VITA (GER)	Neubrandenburg	27 May
64.09	Natalia SEMENOVA (UKR)	Kyiv	30 Jun



RESULTS



Hammer Throw Women - Final

RECORDS	RESULT	NAME	COUNTRY	AGE	VENUE	DATE
World Record WR	82.98	Anita WLODARCZYK	POL	31	Warszawa (Stadion Narodowy)	28 Aug 2016
Championships Record CR	80.85	Anita WLODARCZYK	POL	30	Beijing (National Stadium)	27 Aug 2015
World Leading WL	82.87	Anita WLODARCZYK	POL	32	Cetniewo (OPO)	29 Jul 2017
Area Record AR		National Record NR		Personal Best PB		Season Best SB

7 August 2017 18:59 START TIME 19° C 56 %
 TEMPERATURE HUMIDITY
 20:13 END TIME 19° C 56 %

PLACE	NAME	COUNTRY	DATE of BIRTH	ORDER	RESULT	1	2	3	ORDER	4	5	6
1	Anita WLODARCZYK	POL	8 Aug 85	3	77.90	70.45	X	71.94	3	77.39	77.90	73.91
2	Zheng WANG	CHN	14 Dec 87	8	75.98	74.31	75.94	75.00	8	74.86	74.52	75.98
3	Malwina KOPRON	POL	16 Nov 94	10	74.76	74.76	X	X	7	X	69.90	71.66
4	Wenxiu ZHANG	CHN	22 Mar 86	6	74.53 SB	69.70	X	73.19	5	70.62	74.53	72.21
5	Hanna SKYDAN	AZE	14 May 92	9	73.38	72.45	72.38	73.38	6	71.70	X	71.77
6	Joanna FIODOROW	POL	4 Mar 89	5	73.04	X	73.02	72.41	4	73.04	71.69	72.67
7	Sophie HITCHON	GBR	11 Jul 91	4	72.32	71.47	71.62	71.80	2	X	70.81	72.32
8	Katerina ŠAFRÁNKOVÁ	CZE	8 Jun 89	12	71.34 SB	71.34	X	X	1	X	X	66.26
9	DeAnna PRICE	USA	8 Jun 93	2	70.04	65.20	67.46	70.04				
10	Hanna MALYSHIK	BLR	4 Feb 94	1	69.43	69.43	X	69.00				
11	Kathrin KLAAS	GER	6 Feb 84	7	68.91	67.83	68.91	X				
12	Alexandra TAVERNIER	FRA	13 Dec 93	11	66.31	X	66.31	66.01				

ALL-TIME OUTDOOR TOP LIST				SEASON OUTDOOR TOP LIST			
RESULT	NAME	VENUE	DATE	RESULT	NAME	VENUE	2017
82.98	Anita WLODARCZYK (POL)	Warszawa (Stadion Narodowy)	28 Aug 16	82.87	Anita WLODARCZYK (POL)	Cetniewo (OPO)	29 Jul
79.42	Betty HEIDLER (GER)	Halle	21 May 11	76.77	Gwen BERRY (USA)	Oxford, MS	6 May
78.80	Tatyana BELOBORODOVA (RUS)	Moskva (Luzhniki)	16 Aug 13	76.25	Zhenq WANG (CHN)	Ostrava (Mestský Stadion)	27 Jun
78.69	Aksana MIANKOVA (BLR)	Minsk	18 Jul 12	75.29	Hanna SKYDAN (AZE)	Baku (Olympic Stadium)	16 May
77.68	Zhenq WANG (CHN)	Chengdu	29 Mar 14	75.11	Malwina KOPRON (POL)	Bialystok	23 Jul
77.33	Wenxiu ZHANG (CHN)	Incheon	28 Sep 14	75.09	Joanna FIODOROW (POL)	Cetniewo (OPO)	29 Jul
77.26	Gulfiya AGAFONOVA (RUS)	Tula (Arsenal Stadium)	12 Jun 06	74.94	Hanna MALYSHIK (BLR)	Brest, BLR	1 Jun
77.13	Oksana KONDRATEVA (RUS)	Zhukovskiy (Meteor)	30 Jun 13	74.56	Maqdalyn EWEN (USA)	Sacramento (Hornet Stadium), CA	25 Jun
76.90	Martina HRASNOVÁ (SVK)	Trnava	16 May 09	74.53	Wenxiu ZHANG (CHN)	London	7 Aug
76.83	Kamila SKOLIMOWSKA (POL)	Doha	11 May 07	74.40	DeAnna PRICE (USA)	Tucson, AZ	20 May

SUMMARY



Hammer Throw Women - Qualification

With qualifying standard of 71.50 (Q) or at least the 12 best performers (q) advance to the Final

RECORDS	RESULT	NAME	COUNTRY	AGE	VENUE	DATE
World Record WR	82.98	Anita WLODARCZYK	POL	31	Warszawa (Stadion Narodowy)	28 Aug 2016
Championships Record CR	80.85	Anita WLODARCZYK	POL	30	Beijing (National Stadium)	27 Aug 2015
World Leading WL	82.87	Anita WLODARCZYK	POL	32	Cetniewo (OPPO)	29 Jul 2017
Area Record AR		National Record NR		Personal Best PB		Season Best SB

5 August 2017

RANK	PLACE	GROUP	BIB	NAME	COUNTRY	DATE of BIRTH	RESULT
1	1	A		Malwina KOPRON	POL	16 Nov 94	74.97 Q
2	1	B		Anita WLODARCZYK	POL	8 Aug 85	74.61 Q
3	2	A		Sophie HITCHON	GBR	11 Jul 91	73.05 Q
4	3	A		Hanna MALYSHIK	BLR	4 Feb 94	72.79 Q
5	2	B		DeAnna PRICE	USA	8 Jun 93	72.78 Q
6	3	B		Alexandra TAVERNIER	FRA	13 Dec 93	72.69 Q SB
7	4	A		Zheng WANG	CHN	14 Dec 87	71.89 Q
8	4	B		Hanna SKYDAN	AZE	14 May 92	71.78 Q
9	5	B		Joanna FIODOROW	POL	4 Mar 89	71.72 Q
10	6	B		Wenxiu ZHANG	CHN	22 Mar 86	71.39 q
11	5	A		Katerina ŠAFRÁNKOVÁ	CZE	8 Jun 89	70.67 q
12	7	B		Kathrin KLAAS	GER	6 Feb 84	70.33 q
13	8	B		Na LUO	CHN	8 Oct 93	69.54
14	6	A		Gwen BERRY	USA	29 Jun 89	69.12
15	7	A		Kivilcim KAYA SALMAN	TUR	27 Mar 92	67.76
16	9	B		Réka GYURÁTZ	HUN	31 May 96	67.48
17	8	A		Ida STORM	SWE	11 Oct 91	67.39
18	10	B		Anna Maria OREL	EST	11 Dec 96	67.37
19	9	A		Zalina PETRIVSKAYA	MDA	5 Feb 88	67.05
20	11	B		Marinda PETERSSON	SWE	3 Feb 95	66.46
21	12	B		Magdalyn EWEN	USA	23 Sep 94	66.24
22	10	A		Berta CASTELLS	ESP	24 Jan 84	66.11
23	11	A		Iryna NOVOZHYZLOVA	UKR	7 Jan 86	66.02
24	12	A		Bianca PERIE-GHELBER	ROU	1 Jun 90	65.07
25	13	A		Al'ona SHAMOTINA	UKR	27 Dec 95	64.88
26	14	A		Julia RATCLIFFE	NZL	14 Jul 93	64.72
27	13	B		Marina NIKISENKO	MDA	28 Jun 86	64.63
28	15	A		Nikola LOMNICKA	SVK	16 Aug 88	64.60
29	14	B		Iryna KLYMETS	UKR	4 Oct 94	64.20
30	16	A		Susen KÜSTER	GER	27 Jul 94	62.33
		B		Jennifer DAHLGREN	ARG	21 Apr 84	NM
		B		Jillian WEIR	CAN	9 Feb 93	NM

SUMMARY
Hammer Throw Women - Qualification

5 August 2017

RANK	PLACE	GROUP	BIB	NAME	COUNTRY	DATE of BIRTH	RESULT
------	-------	-------	-----	------	---------	---------------	--------

ALL-TIME OUTDOOR TOP LIST				SEASON OUTDOOR TOP LIST			
RESULT	NAME	VENUE	DATE	RESULT	NAME	VENUE	2017
82.98	Anita WLODARCZYK (POL)	Marszawa (Stadion Narodowy)	28 Aug 16	82.87	Anita WLODARCZYK (POL)	Cetniewo (OPO)	29 Jul
79.42	Betty HEIDLER (GER)	Halle	21 May 11	76.77	Gwen BERRY (USA)	Oxford, MS	6 May
78.80	Tatyana BELOBORODOVA (RUS)	Moskva (Luzhniki)	16 Aug 13	76.25	Zhenq WANG (CHN)	Ostrava (Mestský Stadion)	27 Jun
78.69	Aksana MIANKOVA (BLR)	Minsk	18 Jul 12	75.29	Hanna SKYDAN (AZE)	Baku (Olympic Stadium)	16 May
77.68	Zhenq WANG (CHN)	Chengdu	29 Mar 14	75.11	Malwina KOPRON (POL)	Bialystok	23 Jul
77.33	Wenxiu ZHANG (CHN)	Incheon	28 Sep 14	75.09	Joanna FIODOROW (POL)	Cetniewo (OPO)	29 Jul
77.26	Gulfiya AGAFONOVA (RUS)	Tula (Arsenal Stadium)	12 Jun 06	74.94	Hanna MALYSHIK (BLR)	Brest, BLR	1 Jun
77.13	Oksana KONDRATEVA (RUS)	Zhukovskiy (Meteor)	30 Jun 13	74.56	Maqdalyn EWEN (USA)	Sacramento (Hornet Stadium), CA	25 Jun
76.90	Martina HRASNOVÁ (SVK)	Trnava	16 May 09	74.40	DeAnna PRICE (USA)	Tucson, AZ	20 May
76.83	Kamila SKOLIMOWSKA (POL)	Doha	11 May 07	73.97	Sophie HITCHON (GBR)	Kawasaki (Todoroki Stadium)	21 May

RESULTS



Hammer Throw Women - Qualification

With qualifying standard of 71.50 (Q) or at least the 12 best performers (q) advance to the Final

RECORDS	RESULT	NAME	COUNTRY	AGE	VENUE	DATE
World Record WR	82.98	Anita WLODARCZYK	POL	31	Warszawa (Stadion Narodowy)	28 Aug 2016
Championships Record CR	80.85	Anita WLODARCZYK	POL	30	Beijing (National Stadium)	27 Aug 2015
World Leading WL	82.87	Anita WLODARCZYK	POL	32	Cetniewo (OPO)	29 Jul 2017
Area Record AR		National Record NR		Personal Best PB		Season Best SB

Group A **5 August 2017** 10:34 START TIME 17° C TEMPERATURE 68 % HUMIDITY
11:20 END TIME 19° C 56 %

PLACE	NAME	COUNTRY	DATE OF BIRTH	ORDER	RESULT	1	2	3
1	Malwina KOPRON	POL	16 Nov 94	15	74.97 Q	74.97		
2	Sophie HITCHON	GBR	11 Jul 91	9	73.05 Q	73.05		
3	Hanna MALYSHIK	BLR	4 Feb 94	14	72.79 Q	72.79		
4	Zheng WANG	CHN	14 Dec 87	6	71.89 Q	71.89		
5	Katerina ŠAFRÁNKOVÁ	CZE	8 Jun 89	7	70.67 q	67.93	X	70.67
6	Gwen BERRY	USA	29 Jun 89	4	69.12	65.09	69.12	X
7	Kivilcim KAYA SALMAN	TUR	27 Mar 92	12	67.76	66.33	67.76	66.93
8	Ida STORM	SWE	11 Oct 91	2	67.39	67.39	X	X
9	Zalina PETRIVSKAYA	MDA	5 Feb 88	11	67.05	X	X	67.05
10	Berta CASTELLS	ESP	24 Jan 84	13	66.11	63.09	66.11	66.05
11	Iryna NOVOZHYLOVA	UKR	7 Jan 86	5	66.02	65.78	66.02	65.52
12	Bianca PERIE-GHELBER	ROU	1 Jun 90	16	65.07	65.07	X	X
13	Al'ona SHAMOTINA	UKR	27 Dec 95	3	64.88	62.63	64.03	64.88
14	Julia RATCLIFFE	NZL	14 Jul 93	8	64.72	64.67	64.72	61.88
15	Nikola LOMNICKA	SVK	16 Aug 88	1	64.60	64.60	X	63.32
16	Susen KÜSTER	GER	27 Jul 94	10	62.33	59.33	62.33	X

Group B **5 August 2017** 12:06 START TIME 19° C TEMPERATURE 56 % HUMIDITY
12:49 END TIME 19° C 56 %

PLACE	NAME	COUNTRY	DATE OF BIRTH	ORDER	RESULT	1	2	3
1	Anita WLODARCZYK	POL	8 Aug 85	4	74.61 Q	74.61		
2	DeAnna PRICE	USA	8 Jun 93	6	72.78 Q	X	72.78	
3	Alexandra TAVERNIER	FRA	13 Dec 93	8	72.69 Q SB	72.69		
4	Hanna SKYDAN	AZE	14 May 92	15	71.78 Q	71.78		
5	Joanna FIODOROW	POL	4 Mar 89	2	71.72 Q	71.72		
6	Wenxiu ZHANG	CHN	22 Mar 86	7	71.39 q	71.39	70.36	70.87
7	Kathrin KLAAS	GER	6 Feb 84	1	70.33 q	69.22	X	70.33
8	Na LUO	CHN	8 Oct 93	3	69.54	X	69.54	69.37
9	Réka GYURÁTZ	HUN	31 May 96	16	67.48	X	67.48	60.93
10	Anna Maria OREL	EST	11 Dec 96	14	67.37	64.80	62.80	67.37
11	Marinda PETERSSON	SWE	3 Feb 95	9	66.46	63.11	66.46	X
12	Magdaly EWEN	USA	23 Sep 94	12	66.24	X	66.24	65.14
13	Marina NIKISENKO	MDA	28 Jun 86	10	64.63	63.72	62.92	64.63
14	Iryna KLYMETS	UKR	4 Oct 94	11	64.20	61.24	64.20	60.76
	Jennifer DAHLGREN	ARG	21 Apr 84	13	NM	X	X	X
	Jillian WEIR	CAN	9 Feb 93	5	NM	X	X	X

RESULTS
Hammer Throw Women - Qualification

ALL-TIME OUTDOOR TOP LIST				SEASON OUTDOOR TOP LIST			
RESULT	NAME	VENUE	DATE	RESULT	NAME	VENUE	2017
82.98	Anita WLODARCZYK (POL)	Warszawa (Stadion Narodowy)	28 Aug 16	82.87	Anita WLODARCZYK (POL)	Cetniewo (OPO)	29 Jul
79.42	Betty HEIDLER (GER)	Halle	21 May 11	76.77	Gwen BERRY (USA)	Oxford, MS	6 May
78.80	Tatyana BELOBORODOVA (RUS)	Moskva (Luzhniki)	16 Aug 13	76.25	Zhenq WANG (CHN)	Ostrava (Mestský Stadion)	27 Jun
78.69	Aksana MIANKOVA (BLR)	Minsk	18 Jul 12	75.29	Hanna SKYDAN (AZE)	Baku (Olympic Stadium)	16 May
77.68	Zhenq WANG (CHN)	Chengdu	29 Mar 14	75.11	Malwina KOPRON (POL)	Bialystok	23 Jul
77.33	Wenxiu ZHANG (CHN)	Incheon	28 Sep 14	75.09	Joanna FIODOROW (POL)	Cetniewo (OPO)	29 Jul
77.26	Gulfiya AGAFONOVA (RUS)	Tula (Arsenal Stadium)	12 Jun 06	74.94	Hanna MALYSHIK (BLR)	Brest, BLR	1 Jun
77.13	Oksana KONDRATEVA (RUS)	Zhukovskiy (Meteor)	30 Jun 13	74.56	Maqdalyn EWEN (USA)	Sacramento (Hornet Stadium), CA	25 Jun
76.90	Martina HRASNOVÁ (SVK)	Trnava	16 May 09	74.40	DeAnna PRICE (USA)	Tucson, AZ	20 May
76.83	Kamila SKOLIMOWSKA (POL)	Doha	11 May 07	73.97	Sophie HITCHON (GBR)	Kawasaki (Todoroki Stadium)	21 May

RESULTS



Javelin Throw Women - Final

RECORDS	RESULT	NAME	COUNTRY	AGE	VENUE	DATE
World Record WR	72.28	Barbora ŠPOTÁKOVÁ	CZE	27	Stuttgart (Gottlieb-Daimler Stadion)	13 Sep 2008
Championships Record CR	71.99	Maria ABAKUMOVA	RUS	25	Daegu (DS)	2 Sep 2011
World Leading WL	68.43	Sara KOLAK	CRO	22	Lausanne (Pontaise)	6 Jul 2017
Area Record AR		National Record NR		Personal Best PB		Season Best SB

8 August 2017 19:20 START TIME 16° C 77 %
 TEMPERATURE HUMIDITY
 20:31 END TIME 16° C 77 %

PLACE	NAME	COUNTRY	DATE of BIRTH	ORDER	RESULT	1	2	3	ORDER	4	5	6
1	Barbora ŠPOTÁKOVÁ	CZE	30 Jun 81	6	66.76	58.48	66.76	X	8	65.64	62.57	63.75
2	Lingwei LI	CHN	26 Jan 89	8	66.25 PB	61.81	63.01	66.25	7	65.38	X	64.88
3	Huihui LYU	CHN	26 Jun 89	1	65.26	62.71	62.44	61.95	2	60.87	65.26	58.30
4	Sara KOLAK	CRO	22 Jun 95	4	64.95	X	64.95	X	6	57.38	63.50	X
5	Eda TUGSUZ	TUR	27 Mar 97	10	64.52	61.81	64.52	X	5	63.68	64.47	62.77
6	Tatsiana KHALADOVICH	BLR	21 Jun 91	3	64.05	63.04	64.05	X	4	X	62.62	X
7	Katharina MOLITOR	GER	8 Nov 83	12	63.75	59.81	63.75	58.99	3	59.67	59.80	58.87
8	Shiyi LIU	CHN	24 Sep 93	11	62.84	X	X	62.28	1	62.84	61.31	61.39
9	Martina RATEJ	SLO	2 Nov 81	2	61.05	61.05	X	59.11				
10	Kelsey-Lee ROBERTS	AUS	20 Sep 91	5	60.76	60.76	58.39	59.76				
11	Ásdís HJÁLMSDÓTTIR	ISL	28 Oct 85	9	60.16	57.38	60.16	X				
12	Elizabeth GLEADLE	CAN	5 Dec 88	7	60.12	60.12	58.87	58.36				

ALL-TIME OUTDOOR TOP LIST				SEASON OUTDOOR TOP LIST			
RESULT	NAME	VENUE	DATE	RESULT	NAME	VENUE	2017
72.28	Barbora ŠPOTÁKOVÁ (CZE)	rt (Gottlieb-Daimler Stadion)	13 Sep 08	68.43	Sara KOLAK (CRO)	Lausanne (Pontaise)	6 Jul
71.99	Maria ABAKUMOVA (RUS)	Daegu (DS)	2 Sep 11	68.26	Barbora ŠPOTÁKOVÁ (CZE)	London (Olympic Stadium)	9 Jul
71.70	Olísdeilys MENÉNDEZ (CUB)	Helsinki (Olympic Stadium)	14 Aug 05	67.59	Huihui LYU (CHN)	London	6 Aug
70.20	Christina OBERGFÖLL (GER)	München	23 Jun 07	67.21	Eda TUGSUZ (TUR)	Baku (Olympic Stadium)	18 May
69.48	Trine HATTESTAD (NOR)	Oslo (Bislett)	28 Jul 00	66.47	Shiyi LIU (CHN)	Kawasaki (Todoroki Stadium)	21 May
69.35	Sunette VILJOEN (RSA)	New York City (Icahn, NY)	9 Jun 12	66.30	Tatsiana KHALADOVICH (BLR)	Eugene (Hayward Field), OR	26 May
68.43	Sara KOLAK (CRO)	Lausanne (Pontaise)	6 Jul 17	66.25	Lingwei LI (CHN)	London	8 Aug
68.34	Steffi NERIUS (GER)	Elstal	31 Aug 08	66.12	Kathryn MITCHELL (AUS)	Lausanne (Pontaise)	6 Jul
67.69	Katharina MOLITOR (GER)	Beijing (National Stadium)	30 Aug 15	65.64	Martina RATEJ (SLO)	London	6 Aug
67.67	Sonia BISSET (CUB)	Salamanca (Helmántico)	6 Jul 05	65.37	Katharina MOLITOR (GER)	London	6 Aug

SUMMARY



Javelin Throw Women - Qualification

With qualifying standard of 63.50 (Q) or at least the 12 best performers (q) advance to the Final

RECORDS	RESULT	NAME	COUNTRY	AGE	VENUE	DATE
World Record WR	72.28	Barbora ŠPOTÁKOVÁ	CZE	27	Stuttgart (Gottlieb-Daimler Stadion)	13 Sep 2008
Championships Record CR	71.99	Maria ABAKUMOVA	RUS	25	Daegu (DS)	2 Sep 2011
World Leading WL	68.43	Sara KOLAK	CRO	22	Lausanne (Pontaise)	6 Jul 2017
Area Record AR		National Record NR		Personal Best PB		Season Best SB

6 August 2017

RANK	PLACE	GROUP	BIB	NAME	COUNTRY	DATE of BIRTH	RESULT	
1	1	B		Huihui LYU	CHN	26 Jun 89	67.59	Q AR
2	2	B		Martina RATEJ	SLO	2 Nov 81	65.64	Q SB
3	1	A		Kathrina MOLITOR	GER	8 Nov 83	65.37	Q SB
4	2	A		Shiyang LIU	CHN	24 Sep 93	64.72	Q
5	3	B		Barbora ŠPOTÁKOVÁ	CZE	30 Jun 81	64.32	Q
6	4	B		Eda TUGSUZ	TUR	27 Mar 97	63.87	Q
7	3	A		Kelsey-Lee ROBERTS	AUS	20 Sep 91	63.70	Q
8	4	A		Sara KOLAK	CRO	22 Jun 95	63.24	q
9	5	B		Ásdís HJÁLMSDÓTTIR	ISL	28 Oct 85	63.06	
10	5	A		Elizabeth GLEADLE	CAN	5 Dec 88	62.97	q
11	6	A		Tatsiana KHALADOVICH	BLR	21 Jun 91	62.58	q
12	6	B		Lingwei LI	CHN	26 Jan 89	62.29	
13	7	B		Anete KOCINA	LAT	5 Feb 96	62.26	
14	7	A		Marharyta DOROZHON	ISR	4 Sep 87	61.33	
15	8	A		Kara WINGER	USA	10 Apr 86	61.27	
16	9	A		Marina SAITO	JPN	15 Oct 95	60.86	
17	8	B		Christin HUSSONG	GER	17 Mar 94	60.86	
18	9	B		Laila DOMINGOS	BRA	30 Jul 82	60.54	
19	10	A		Nikola OGRODNÍKOVÁ	CZE	18 Aug 90	59.99	
20	10	B		Annu RANI	IND	28 Aug 92	59.93	
21	11	A		Madara PALAMEIKA	LAT	18 Jun 87	59.54	
22	11	B		Marcelina WITEK	POL	2 Jun 95	59.00	
23	12	A		Flor RUIZ	COL	29 Jan 91	57.94	
24	13	A		Yuki EBIHARA	JPN	28 Oct 85	57.51	
25	12	B		Kathryn MITCHELL	AUS	10 Jul 82	57.42	
26	14	A		Liveta JASIUNAITE	LTU	26 Jul 94	55.80	
27	15	A		Sigrid BORGE	NOR	3 Dec 95	55.08	
28	13	B		Ariana INCE	USA	14 Mar 89	54.52	
29	14	B		Risa MIYASHITA	JPN	26 Apr 84	53.83	
30	16	A		Hanna HATSKO-FEDUSOVA	UKR	3 Oct 90	51.90	
		B		Vera REBRIK	ANA	25 Feb 89	NM	

SUMMARY
Javelin Throw Women - Qualification

6 August 2017

RANK	PLACE	GROUP	BIB	NAME	COUNTRY	DATE of BIRTH	RESULT
------	-------	-------	-----	------	---------	---------------	--------

ALL-TIME OUTDOOR TOP LIST				SEASON OUTDOOR TOP LIST			
RESULT	NAME	VENUE	DATE	RESULT	NAME	VENUE	2017
72.28	Barbora ŠPOTÁKOVÁ (CZE)	rt (Gottlieb-Daimler Stadion)	13 Sep 08	68.43	Sara KOLAK (CRO)	Lausanne (Pontaise)	6 Jul
71.99	Maria ABAKUMOVA (RUS)	Daegu (DS)	2 Sep 11	68.26	Barbora ŠPOTÁKOVÁ (CZE)	London (Olympic Stadium)	9 Jul
71.70	Olisdeilys MENÉNDEZ (CUB)	Helsinki (Olympic Stadium)	14 Aug 05	67.59	Huihui LYU (CHN)	London	6 Aug
70.20	Christina OBERGFÖLL (GER)	München	23 Jun 07	67.21	Eda TUGSUZ (TUR)	Baku (Olympic Stadium)	18 May
69.48	Trine HATTESTAD (NOR)	Oslo (Bistlett)	28 Jul 00	66.47	Shiyinq LIU (CHN)	Kawasaki (Todoroki Stadium)	21 May
69.35	Sunette VILJOEN (RSA)	New York City (Icahn), NY	9 Jun 12	66.30	Tatsiana KHALADOVICH (BLR)	Eugene (Hayward Field), OR	26 May
68.43	Sara KOLAK (CRO)	Lausanne (Pontaise)	6 Jul 17	66.12	Kathryn MITCHELL (AUS)	Lausanne (Pontaise)	6 Jul
68.34	Steffi NERIUS (GER)	Elstal	31 Aug 08	65.64	Martina RATEJ (SLO)	London	6 Aug
67.69	Kathrina MOLITOR (GER)	Beijing (National Stadium)	30 Aug 15	65.37	Kathrina MOLITOR (GER)	London	6 Aug
67.67	Sonia BISSET (CUB)	Salamanca (Helmántico)	6 Jul 05	64.80	Kara WINGER (USA)	Austin (Myers Stadium), TX	14 Apr

RESULTS



Javelin Throw Women - Qualification

With qualifying standard of 63.50 (Q) or at least the 12 best performers (q) advance to the Final

RECORDS	RESULT	NAME	COUNTRY	AGE	VENUE	DATE
World Record WR	72.28	Barbora ŠPOTÁKOVÁ	CZE	27	Stuttgart (Gottlieb-Daimler Stadion)	13 Sep 2008
Championships Record CR	71.99	Maria ABAKUMOVA	RUS	25	Daegu (DS)	2 Sep 2011
World Leading WL	68.43	Sara KOLAK	CRO	22	Lausanne (Pontaise)	6 Jul 2017
Area Record AR		National Record NR		Personal Best PB		Season Best SB

Group A

6 August 2017 19:05 START TIME 19° C TEMPERATURE 56 % HUMIDITY
19:56 END TIME 20° C 56 %

PLACE	NAME	COUNTRY	DATE OF BIRTH	ORDER	RESULT	1	2	3
1	Kathrina MOLITOR	GER	8 Nov 83	4	65.37 Q SB	61.76	65.37	
2	Shiyong LIU	CHN	24 Sep 93	12	64.72 Q	X	58.89	64.72
3	Kelsey-Lee ROBERTS	AUS	20 Sep 91	8	63.70 Q	61.12	63.70	
4	Sara KOLAK	CRO	22 Jun 95	2	63.24 q	63.03	X	63.24
5	Elizabeth GLEADLE	CAN	5 Dec 88	9	62.97 q	61.39	62.97	X
6	Tatsiana KHALADOVICH	BLR	21 Jun 91	14	62.58 q	62.58	61.07	59.73
7	Marharyta DOROZHON	ISR	4 Sep 87	6	61.33	56.02	61.33	X
8	Kara WINGER	USA	10 Apr 86	3	61.27	61.27	58.24	59.63
9	Marina SAITO	JPN	15 Oct 95	16	60.86	59.21	57.29	60.86
10	Nikola OGRODNÍKOVÁ	CZE	18 Aug 90	1	59.99	59.99	X	55.89
11	Madara PALAMEIKA	LAT	18 Jun 87	11	59.54	X	59.54	X
12	Flor RUIZ	COL	29 Jan 91	10	57.94	57.93	57.94	X
13	Yuki EBIHARA	JPN	28 Oct 85	7	57.51	55.36	57.51	X
14	Liveta JASIUNAITE	LTU	26 Jul 94	5	55.80	50.51	55.05	55.80
15	Sigrid BORGE	NOR	3 Dec 95	13	55.08	54.94	55.08	X
16	Hanna HATSKO-FEDUSOVA	UKR	3 Oct 90	15	51.90	X	51.90	X

Group B

6 August 2017 20:29 START TIME 19° C TEMPERATURE 56 % HUMIDITY
21:11 END TIME 19° C 56 %

PLACE	NAME	COUNTRY	DATE OF BIRTH	ORDER	RESULT	1	2	3
1	Huihui LYU	CHN	26 Jun 89	8	67.59 Q AR	67.59		
2	Martina RATEJ	SLO	2 Nov 81	2	65.64 Q SB	65.64		
3	Barbora ŠPOTÁKOVÁ	CZE	30 Jun 81	13	64.32 Q	59.04	64.32	
4	Eda TUGSUZ	TUR	27 Mar 97	5	63.87 Q	62.13	61.51	63.87
5	Ásdís HJÁLMSDÓTTIR	ISL	28 Oct 85	15	63.06	59.53	57.28	63.06
6	Lingwei LI	CHN	26 Jan 89	12	62.29	62.26	62.29	60.78
7	Anete KOCINA	LAT	5 Feb 96	7	62.26	X	62.26	58.75
8	Christin HUSSONG	GER	17 Mar 94	9	60.86	57.53	56.92	60.86
9	Laila DOMINGOS	BRA	30 Jul 82	3	60.54	60.54	56.44	60.10
10	Annu RANI	IND	28 Aug 92	6	59.93	57.34	59.93	57.16
11	Marcelina WITEK	POL	2 Jun 95	14	59.00	59.00	X	X
12	Kathryn MITCHELL	AUS	10 Jul 82	4	57.42	57.42	X	X
13	Ariana INCE	USA	14 Mar 89	1	54.52	X	54.52	X
14	Risa MIYASHITA	JPN	26 Apr 84	10	53.83	51.57	53.43	53.83
	Vera REBRIK	ANA	25 Feb 89	11	NM	X	X	r

RESULTS
Javelin Throw Women - Qualification

ALL-TIME OUTDOOR TOP LIST				SEASON OUTDOOR TOP LIST			
RESULT	NAME	VENUE	DATE	RESULT	NAME	VENUE	2017
72.28	Barbora ŠPOTÁKOVÁ (CZE)	rt (Gottlieb-Daimler Stadion)	13 Sep 08	68.43	Sara KOLAK (CRO)	Lausanne (Pontaise)	6 Jul
71.99	Maria ABAKUMOVA (RUS)	Daegu (DS)	2 Sep 11	68.26	Barbora ŠPOTÁKOVÁ (CZE)	London (Olympic Stadium)	9 Jul
71.70	Olisdeilys MENÉNDEZ (CUB)	Helsinki (Olympic Stadium)	14 Aug 05	67.59	Huihui LYU (CHN)	London	6 Aug
70.20	Christina OBERGFÖLL (GER)	München	23 Jun 07	67.21	Eda TUGSUZ (TUR)	Baku (Olympic Stadium)	18 May
69.48	Trine HATTESTAD (NOR)	Oslo (Bislett)	28 Jul 00	66.47	Shiyinq LIU (CHN)	Kawasaki (Todoroki Stadium)	21 May
69.35	Sunette VILJOEN (RSA)	New York City (Icahn), NY	9 Jun 12	66.30	Tatsiana KHALADOVICH (BLR)	Eugene (Hayward Field), OR	26 May
68.43	Sara KOLAK (CRO)	Lausanne (Pontaise)	6 Jul 17	66.12	Kathryn MITCHELL (AUS)	Lausanne (Pontaise)	6 Jul
68.34	Steffi NERIUS (GER)	Elstal	31 Aug 08	65.64	Martina RATEJ (SLO)	London	6 Aug
67.69	Kathrina MOLITOR (GER)	Beijing (National Stadium)	30 Aug 15	65.37	Kathrina MOLITOR (GER)	London	6 Aug
67.67	Sonia BISSET (CUB)	Salamanca (Helmántico)	6 Jul 05	64.80	Kara WINGER (USA)	Austin (Myers Stadium), TX	14 Apr

RESULTS



20 Kilometres Race Walk Women - Final

RECORDS	RESULT	NAME	COUNTRY	AGE	VENUE	DATE
World Record WR	1:24:38	Hong LIU	CHN	28	La Coruña	6 Jun 2015
Championships Record CR	1:25:41	Olimpiada IVANOVA	RUS	35	Helsinki (Olympic Stadium)	7 Aug 2005
World Leading WL	1:25:18	Elena LASHMANOVA	RUS	25	Sochi	18 Feb 2017
Area Record AR						
		National Record NR			Personal Best PB	Season Best SB

13 August 2017 12:21 START TIME 19° C 46 %
 TEMPERATURE HUMIDITY
 14:03 END TIME 19° C 46 %

PLACE	NAME	COUNTRY	DATE OF BIRTH	RESULT	RECORDS	RED CARDS
1	Jiayu YANG	CHN	18 Feb 96	1:26:18	PB	~
2	Maria Guadalupe GONZÁLEZ	MEX	9 Jan 89	1:26:19	SB	+ 1
3	Antonella PALMISANO	ITA	6 Aug 91	1:26:36	PB	+ 18
4	Erica DE SENA	BRA	3 May 85	1:26:59	AR	+ 41
5	Sandra ARENAS	COL	17 Sep 93	1:28:10	NR	+ 1:52 ~
6	Ana CABECINHA	POR	29 Apr 84	1:28:57	SB	+ 2:39
7	Kimberly GARCÍA	PER	19 Oct 93	1:29:13	NR	+ 2:55
8	Na WANG	CHN	29 May 95	1:29:26		+ 3:08 ~
9	Laura GARCÍA-CARO	ESP	16 Apr 95	1:29:29	PB	+ 3:11 ~
10	María PÉREZ	ESP	29 Apr 96	1:29:37	PB	+ 3:19
11	Mirna ORTÍZ	GUA	28 Feb 87	1:30:01	SB	+ 3:43 ~ ~
12	Viktória MADARÁSZ	HUN	12 May 85	1:30:05	NR	+ 3:47
13	Paola PÉREZ	ECU	21 Dec 89	1:30:09		+ 3:51
14	Eleonora GIORGI	ITA	14 Sep 89	1:30:34	SB	+ 4:16 ~ ~
15	Valentina TRAPLETTI	ITA	12 Jul 85	1:30:35	PB	+ 4:17
16	Brigita VIRBALYTĖ-DIMSIENĖ	LTU	1 Feb 85	1:30:45	SB	+ 4:27
17	Sandra GALVIS	COL	28 Jun 86	1:31:13		+ 4:55
18	Kumiko OKADA	JPN	17 Oct 91	1:31:19		+ 5:01
19	Živilė VAICIUKEVICIUTĖ	LTU	3 Apr 96	1:31:23	PB	+ 5:05
20	Inna KASHYNA	UKR	27 Sep 91	1:31:24		+ 5:06
21	Ainhoa PINEDO	ESP	17 Feb 83	1:31:28		+ 5:10 ~
22	Regan LAMBLE	AUS	14 Oct 91	1:31:30		+ 5:12 ~ ~
23	Ángela CASTRO	BOL	21 Feb 93	1:31:34	SB	+ 5:16
24	Antigóni DRISBIÓTI	GRE	21 Mar 84	1:32:03	SB	+ 5:45
25	Maria MICHTA-COFFEY	USA	23 Jun 86	1:32:14	SB	+ 5:56
26	Nastassia YATSEVICH	BLR	18 Jan 85	1:32:22	SB	+ 6:04 ~ ~
27	Barbara KOVÁCS	HUN	26 Jul 93	1:32:44	PB	+ 6:26 ~ ~
28	Maritza GUAMÁN	ECU	15 Jan 88	1:33:06		+ 6:48
29	Bethan DAVIES	GBR	7 Nov 90	1:33:10		+ 6:52
30	Yeongeun JEON	KOR	24 May 88	1:33:29	SB	+ 7:11
31	Andreea ARSINE	ROU	14 Sep 88	1:33:46	PB	+ 7:28
32	Valentyna MYRONCHUK	UKR	10 Aug 94	1:33:59	PB	+ 7:41
33	Miranda MELVILLE	USA	20 Mar 89	1:34:47		+ 8:29
34	Ana Veronica RODEAN	ROU	23 Jun 84	1:34:50	SB	+ 8:32
35	Siu Nga CHING	HKG	11 Feb 87	1:35:04	NR	+ 8:46
36	Mária CZAKOVÁ	SVK	2 Oct 88	1:35:11		+ 8:53
37	Grace Wanjiru NJUE	KEN	10 Jan 79	1:35:22		+ 9:04
38	Beki SMITH	AUS	25 Nov 86	1:35:31		+ 9:13 ~
39	Chahinez NASRI	TUN	3 Jun 96	1:35:45		+ 9:27
40	Gemma BRIDGE	GBR	17 May 93	1:36:04		+ 9:46 >
41	Johana ORDÓÑEZ	ECU	12 Dec 87	1:36:27		+ 10:09
42	Khushbir KAUR	IND	9 Jul 93	1:36:41		+ 10:23 >
43	Claire TALLENT	AUS	6 Jul 81	1:37:05	SB	+ 10:47 ~

RESULTS
20 Kilometres Race Walk Women

44	Yehualeye BELETEW	ETH	31 Jul 98	1:37:55		+ 11:37 ~ ~
45	Monika VAICIUKEVICIUTÉ	LTU	3 Apr 96	1:38:08		+ 11:50
46	Milángela ROSALES	VEN	21 Feb 87	1:38:08		+ 11:50
47	Diana AYDOSOVA	KAZ	5 Sep 95	1:38:16	SB	+ 11:58
48	Daseul LEE	KOR	8 Nov 96	1:38:54		+ 12:36
49	Laura POLLI	SUI	7 Sep 83	1:39:05	SB	+ 12:47 > >
50	Polina REPINA	KAZ	29 Jun 90	1:39:56		+ 13:38 >
51	Rita RÉCSEI	HUN	30 Jan 96	1:40:26		+ 14:08 ~
52	Regina RYKOVA	KAZ	19 Oct 91	1:41:59		+ 15:41
	Anežka DRAHOTOVÁ	CZE	22 Jul 95	DNF		
	Déspina ZAPOUNÍDOU	GRE	5 Oct 85	DNF		
	Klavdiia AFANASEVA	ANA	15 Jan 96	DQ	230.6(a)	~ ~ ~
	Nadiya BOROVSKA	UKR	25 Feb 81	DQ	230.6(a)	~ ~ ~
	Yeseida CARRILLO	COL	22 Oct 93	DQ	230.6(a)	~ > ~
	Xiuzhi LYU	CHN	26 Oct 93	DQ	230.6(a)	~ ~ ~
	Agnese PASTARE	LAT	27 Oct 88	DQ	230.6(a)	> > >
	María Guadalupe SÁNCHEZ	MEX	4 Aug 95	DQ	230.6(a)	~ ~ ~
	Askale TIKSA	ETH	21 Jul 94	DNS		

NOTE IAAF Rule 230.6(a) - Repeated failure to comply with the definition of Race Walking

INTERMEDIATE TIMES	5 KM	181 Antonella PALMISANO	22:22
	10 KM	181 Antonella PALMISANO	1:01:20
	15 KM	123 Jiayu YANG	1:05:33

ALL-TIME OUTDOOR TOP LIST				SEASON OUTDOOR TOP LIST			
RESULT	NAME	VENUE	DATE	RESULT	NAME	VENUE	2017
1:24:38	Hong LIU (CHN)	La Coruña	6 Jun 15	1:25:18	Elena LASHMANOVA (RUS)	Sochi	18 Feb
1:24:47	Elmira ALEMBEKOVA (RUS)	Sochi	27 Feb 15	1:25:22	Ekaterina MEDVEDEVA (RUS)	Sochi	18 Feb
1:24:50	Olimpiada IVANOVA (RUS)	Adler	4 Mar 01	1:26:18	Jiayu YANG (CHN)	London	13 Aug
1:24:56	Olga KANISKINA (RUS)	Adler	28 Feb 09	1:26:19	María Guadalupe GONZÁLEZ (MEX)	London	13 Aug
1:24:58	Elena LASHMANOVA (RUS)	Cheboksary	25 Jun 16	1:26:27	Sofia BRODATSKAYA (RUS)	Sochi	18 Feb
1:25:03	Marina PANDAKOVA (RUS)	Sochi	27 Feb 15	1:26:28	Xiuzhi LYU (CHN)	Huangshan	4 Mar
1:25:04	Svetlana VASILYEVA (RUS)	Sochi	27 Feb 15	1:26:29	Na WANG (CHN)	Huangshan	4 Mar
1:25:08	Vera SOKOLOVA (RUS)	Sochi	26 Feb 11	1:26:36	Antonella PALMISANO (ITA)	London	13 Aug
1:25:09	Anisya KIRDYAPKINA (RUS)	Sochi	26 Feb 11	1:26:59	Erica DE SENA (BRA)	London	13 Aug
1:25:12	Xiuzhi LYU (CHN)	Beijing	20 Mar 15	1:27:53	Mariya PONOMAREVA (RUS)	Cheboksary	10 Jun

RACE ANALYSIS



20 Kilometres Race Walk Women - Final

13 August 2017 12:21 START TIME 19° C 46 %
TEMPERATURE HUMIDITY
14:03 END TIME 19° C 46 %

PLACE	BIB	NAME	COUNTRY	DATE of BIRTH	RESULT	RED CARDS
	5 KM	10 KM	15 KM			
1	Jiayu YANG		CHN	18 Feb 96	1:26:18 PB	~
	22:22 (4)	44:10 (3) 21:48 (4)	1:05:33 (1) 21:23 (1)	20:45 (1)		
2	Maria Guadalupe GONZÁLEZ		MEX	9 Jan 89	1:26:19 SB	+ 1
	22:22 (2)	44:10 (2) 21:48 (4)	1:05:33 (2) 21:23 (1)	20:46 (2)		
3	Antonella PALMISANO		ITA	6 Aug 91	1:26:36 PB	+ 18
	22:22 (1)	44:10 (1) 21:48 (4)	1:05:34 (4) 21:24 (4)	21:02 (3)		
4	Erica DE SENA		BRA	3 May 85	1:26:59 AR	+ 41
	22:22 (5)	44:10 (6) 21:48 (4)	1:05:34 (5) 21:24 (4)	21:25 (4)		
5	Sandra ARENAS		COL	17 Sep 93	1:28:10 NR	+ 1:52 ~
	22:23 (8)	44:10 (5) 21:47 (2)	1:05:39 (6) 21:29 (6)	22:31 (6)		
6	Ana CABECINHA		POR	29 Apr 84	1:28:57 SB	+ 2:39
	22:22 (7)	44:10 (9) 21:48 (4)	1:06:11 (7) 22:01 (7)	22:46 (11)		
7	Kimberly GARCÍA		PER	19 Oct 93	1:29:13 NR	+ 2:55
	22:23 (11)	44:10 (7) 21:47 (2)	1:06:21 (9) 22:11 (9)	22:52 (17)		
8	Na WANG		CHN	29 May 95	1:29:26	+ 3:08 ~
	22:22 (6)	44:10 (8) 21:48 (4)	1:06:12 (8) 22:02 (8)	23:14 (20)		
9	Laura GARCÍA-CARO		ESP	16 Apr 95	1:29:29 PB	+ 3:11 ~
	22:25 (14)	44:36 (13) 22:11 (13)	1:07:06 (10) 22:30 (13)	22:23 (5)		
10	María PÉREZ		ESP	29 Apr 96	1:29:37 PB	+ 3:19
	22:25 (17)	44:27 (12) 22:02 (11)	1:07:06 (11) 22:39 (15)	22:31 (6)		
11	Mirna ORTÍZ		GUA	28 Feb 87	1:30:01 SB	+ 3:43 ~ ~
	22:24 (12)	44:54 (16) 22:30 (17)	1:07:19 (12) 22:25 (10)	22:42 (8)		
12	Viktória MADARÁSZ		HUN	12 May 85	1:30:05 NR	+ 3:47
	22:27 (21)	44:53 (14) 22:26 (14)	1:07:19 (13) 22:26 (11)	22:46 (11)		
13	Paola PÉREZ		ECU	21 Dec 89	1:30:09	+ 3:51
	22:25 (16)	44:53 (15) 22:28 (16)	1:07:19 (14) 22:26 (11)	22:50 (14)		
14	Eleonora GIORGI		ITA	14 Sep 89	1:30:34 SB	+ 4:16 ~ ~
	22:32 (24)	45:09 (19) 22:37 (20)	1:07:45 (16) 22:36 (14)	22:49 (13)		
15	Valentina TRAPLETTI		ITA	12 Jul 85	1:30:35 PB	+ 4:17
	22:36 (29)	45:11 (20) 22:35 (19)	1:07:50 (17) 22:39 (15)	22:45 (9)		
16	Brigita VIRBALYTĖ-DIMSIENĖ		LTU	1 Feb 85	1:30:45 SB	+ 4:27
	22:36 (27)	45:13 (21) 22:37 (20)	1:07:54 (18) 22:41 (18)	22:51 (16)		

RACE ANALYSIS
20 Kilometres Race Walk Women

PLACE	BIB	NAME	COUNTRY	DATE of BIRTH	RESULT	RED CARDS
		5 KM				
		10 KM				
		15 KM				
17		Sandra GALVIS	COL	28 Jun 86	1:31:13	+ 4:55
	22:25 (13)	44:58 (18)	1:07:57 (19)			
		22:33 (18)	22:59 (22)	23:16 (21)		
18		Kumiko OKADA	JPN	17 Oct 91	1:31:19	+ 5:01
	22:33 (26)	45:15 (23)	1:08:34 (24)			
		22:42 (22)	23:19 (27)	22:45 (9)		
19		Živilė VAICIUKEVICIUTĖ	LTU	3 Apr 96	1:31:23 PB	+ 5:05
	22:40 (31)	45:30 (29)	1:08:28 (22)			
		22:50 (29)	22:58 (21)	22:55 (18)		
20		Inna KASHYNA	UKR	27 Sep 91	1:31:24	+ 5:06
	22:32 (25)	45:19 (24)	1:07:58 (20)			
		22:47 (25)	22:39 (15)	23:26 (24)		
21		Ainhua PINEDO	ESP	17 Feb 83	1:31:28	+ 5:10 ~
	22:48 (38)	45:42 (33)	1:08:38 (26)			
		22:54 (32)	22:56 (20)	22:50 (14)		
22		Regan LAMBLE	AUS	14 Oct 91	1:31:30	+ 5:12 ~ ~
	22:30 (23)	44:57 (17)	1:07:58 (21)			
		22:27 (15)	23:01 (23)	23:32 (26)		
23		Ángela CASTRO	BOL	21 Feb 93	1:31:34 SB	+ 5:16
	22:42 (36)	45:29 (27)	1:08:34 (25)			
		22:47 (25)	23:05 (24)	23:00 (19)		
24		Antigóni DRISBIÓTI	GRE	21 Mar 84	1:32:03 SB	+ 5:45
	22:30 (22)	45:14 (22)	1:08:30 (23)			
		22:44 (23)	23:16 (25)	23:33 (27)		
25		Maria MICHTA-COFFEY	USA	23 Jun 86	1:32:14 SB	+ 5:56
	22:42 (37)	45:29 (28)	1:08:49 (28)			
		22:47 (25)	23:20 (28)	23:25 (22)		
26		Nastassia YATSEVICH	BLR	18 Jan 85	1:32:22 SB	+ 6:04 ~ ~
	22:41 (33)	45:31 (30)	1:08:57 (29)			
		22:50 (29)	23:26 (31)	23:25 (22)		
27		Barbara KOVÁCS	HUN	26 Jul 93	1:32:44 PB	+ 6:26 ~ ~
	22:56 (45)	45:42 (34)	1:09:03 (31)			
		22:46 (24)	23:21 (29)	23:41 (28)		
28		Maritza GUAMÁN	ECU	15 Jan 88	1:33:06	+ 6:48
	22:37 (30)	45:24 (26)	1:08:46 (27)			
		22:47 (25)	23:22 (30)	24:20 (33)		
29		Bethan DAVIES	GBR	7 Nov 90	1:33:10	+ 6:52
	22:49 (39)	46:04 (36)	1:09:39 (34)			
		23:15 (37)	23:35 (33)	23:31 (25)		
30		Yeongeun JEON	KOR	24 May 88	1:33:29 SB	+ 7:11
	22:49 (40)	45:41 (32)	1:08:57 (30)			
		22:52 (31)	23:16 (25)	24:32 (34)		
31		Andreea ARSINE	ROU	14 Sep 88	1:33:46 PB	+ 7:28
	22:36 (28)	45:40 (31)	1:09:30 (33)			
		23:04 (35)	23:50 (36)	24:16 (32)		
32		Valentyna MYRONCHUK	UKR	10 Aug 94	1:33:59 PB	+ 7:41
	22:51 (43)	45:45 (35)	1:09:17 (32)			
		22:54 (32)	23:32 (32)	24:42 (36)		
33		Miranda MELVILLE	USA	20 Mar 89	1:34:47	+ 8:29
	22:52 (44)	46:05 (38)	1:10:01 (35)			
		23:13 (36)	23:56 (37)	24:46 (38)		
34		Ana Veronica RODEAN	ROU	23 Jun 84	1:34:50 SB	+ 8:32
	23:38 (56)	47:14 (49)	1:10:56 (40)			
		23:36 (40)	23:42 (34)	23:54 (29)		

RACE ANALYSIS
20 Kilometres Race Walk Women

PLACE	BIB	NAME	COUNTRY	DATE of BIRTH	RESULT	RED CARDS
		5 KM				
		10 KM				
		15 KM				
35		Siu Nga CHING	HKG	11 Feb 87	1:35:04 NR	+ 8:46
	23:10 (48)	47:09 (47) 1:10:56 (41)				
		23:59 (47) 23:47 (35) 24:08 (30)				
36		Mária CZAKOVÁ	SVK	2 Oct 88	1:35:11	+ 8:53
	22:49 (41)	46:04 (37) 1:10:21 (36)				
		23:15 (37) 24:17 (41) 24:50 (39)				
37		Grace Wanjiru NJUE	KEN	10 Jan 79	1:35:22	+ 9:04
	22:23 (10)	46:07 (39) 1:11:13 (42)				
		23:44 (42) 25:06 (48) 24:09 (31)				
38		Beki SMITH	AUS	25 Nov 86	1:35:31	+ 9:13 ~
	22:40 (32)	46:30 (43) 1:10:51 (38)				
		23:50 (43) 24:21 (43) 24:40 (35)				
39		Chahinez NASRI	TUN	3 Jun 96	1:35:45	+ 9:27
	22:51 (42)	46:29 (42) 1:10:39 (37)				
		23:38 (41) 24:10 (39) 25:06 (41)				
40		Gemma BRIDGE	GBR	17 May 93	1:36:04	+ 9:46 >
	23:10 (47)	47:09 (46) 1:11:19 (44)				
		23:59 (47) 24:10 (39) 24:45 (37)				
41		Johana ORDÓÑEZ	ECU	12 Dec 87	1:36:27	+ 10:09
	23:10 (46)	47:09 (48) 1:11:13 (43)				
		23:59 (47) 24:04 (38) 25:14 (44)				
42		Khushbir KAUR	IND	9 Jul 93	1:36:41	+ 10:23 >
	22:25 (15)	46:19 (41) 1:10:55 (39)				
		23:54 (44) 24:36 (45) 25:46 (47)				
43		Claire TALLENT	AUS	6 Jul 81	1:37:05 SB	+ 10:47 ~
	23:14 (51)	47:31 (50) 1:12:06 (46)				
		24:17 (52) 24:35 (44) 24:59 (40)				
44		Yehualeye BELETEW	ETH	31 Jul 98	1:37:55	+ 11:37 ~ ~
	23:11 (49)	47:05 (45) 1:11:24 (45)				
		23:54 (44) 24:19 (42) 26:31 (50)				
45		Monika VAICIUKEVICIUTÉ	LTU	3 Apr 96	1:38:08	+ 11:50
	23:26 (52)	47:48 (53) 1:13:01 (50)				
		24:22 (53) 25:13 (51) 25:07 (42)				
46		Milángela ROSALES	VEN	21 Feb 87	1:38:08	+ 11:50
	23:11 (50)	47:42 (52) 1:12:51 (48)				
		24:31 (55) 25:09 (49) 25:17 (45)				
47		Diana AYDOSOVA	KAZ	5 Sep 95	1:38:16 SB	+ 11:58
	23:54 (58)	47:56 (54) 1:13:05 (51)				
		24:02 (50) 25:09 (49) 25:11 (43)				
48		Daseul LEE	KOR	8 Nov 96	1:38:54	+ 12:36
	23:36 (54)	47:42 (51) 1:12:20 (47)				
		24:06 (51) 24:38 (46) 26:34 (52)				
49		Laura POLLI	SUI	7 Sep 83	1:39:05 SB	+ 12:47 > >
	23:37 (55)	48:00 (55) 1:12:52 (49)				
		24:23 (54) 24:52 (47) 26:13 (49)				
50		Polina REPINA	KAZ	29 Jun 90	1:39:56	+ 13:38 >
	23:58 (59)	48:51 (58) 1:14:26 (53)				
		24:53 (57) 25:35 (52) 25:30 (46)				
51		Rita RÉCSEI	HUN	30 Jan 96	1:40:26	+ 14:08 ~
	23:42 (57)	48:30 (56) 1:14:14 (52)				
		24:48 (56) 25:44 (53) 26:12 (48)				
52		Regina RYKOVA	KAZ	19 Oct 91	1:41:59	+ 15:41
	24:17 (60)	49:29 (59) 1:15:28 (54)				
		25:12 (59) 25:59 (54) 26:31 (50)				

RACE ANALYSIS
20 Kilometres Race Walk Women

PLACE	BIB	NAME	COUNTRY	DATE of BIRTH	RESULT	RED CARDS
	5 KM	10 KM	15 KM			
		Anežka DRAHOTOVÁ	CZE	22 Jul 95	DNF	
	22:41 (34)	46:36 (44) 23:55 (46)				
		Déspina ZAPOUNÍDOU	GRE	5 Oct 85	DNF	
	22:41 (35)	46:09 (40) 23:28 (39)				
		Nadiya BOROVSKA	UKR	25 Feb 81	DQ	230.6(a) ~ ~ ~
	22:23 (9)	44:26 (11) 1:07:20 (15) 22:03 (12) 22:54 (19)				
		Xiuzhi LYU	CHN	26 Oct 93	DQ	230.6(a) ~ ~ ~
	22:22 (3)	44:10 (4) 1:05:33 (3) 21:48 (4) 21:23 (1)				
		Klavdiia AFANASEVA	ANA	15 Jan 96	DQ	230.6(a) ~ ~ ~
	22:25 (19)	44:10 (10) 21:45 (1)				
		Yeseida CARRILLO	COL	22 Oct 93	DQ	230.6(a) ~ > ~
	22:25 (18)	45:23 (25) 22:58 (34)				
		Agnese PASTARE	LAT	27 Oct 88	DQ	230.6(a) > > >
	23:35 (53)	48:32 (57) 24:57 (58)				
		María Guadalupe SÁNCHEZ	MEX	4 Aug 95	DQ	230.6(a) ~ ~ ~
	22:26 (20)					
		Askale TIKSA	ETH	21 Jul 94	DNS	

NOTE IAAF Rule 230.6(a) - Repeated failure to comply with the definition of Race Walking

RESULTS



50 Kilometres Race Walk Women - Final

RECORDS	RESULT	NAME	COUNTRY	AGE	VENUE	DATE
World Record WR	4:05:56	Inês HENRIQUES	POR	37	London	13 Aug 2017
Championships Record CR	4:05:56	Inês HENRIQUES	POR	37	London	13 Aug 2017
World Leading WL	4:05:56	Inês HENRIQUES	POR	37	London	13 Aug 2017
Area Record AR	National Record NR	Personal Best PB	Season Best SB			

13 August 2017 07:46 START TIME 14° C 72 %
TEMPERATURE HUMIDITY
12:12 END TIME 15° C 67 %

PLACE	NAME	COUNTRY	DATE of BIRTH	RESULT	RECORDS	RED CARDS
1	Inês HENRIQUES	POR	1 May 80	4:05:56	WR	
2	Hang YIN	CHN	7 Feb 97	4:08:58	AR	+ 3:02
3	Shuqing YANG	CHN	30 Aug 96	4:20:49	PB	+ 14:53
4	Kathleen BURNETT	USA	7 Oct 88	4:21:51	AR	+ 15:55
5	Nair DA ROSA	BRA	22 Mar 80	DNF *		>
6	Susan RANDALL	USA	6 Sep 74	DNF *		>
	Erin TALCOTT	USA	21 May 78	DQ 230.6(a)		> > >

NOTE IAAF Rule * - Beyond Time Limit
IAAF Rule 230.6(a) - Repeated failure to comply with the definition of Race Walking

INTERMEDIATE TIMES	KM	NAME	TIME
	5 KM	125 Hang YIN	24:43
	10 KM	224 Inês HENRIQUES	1:04:00
	15 KM	224 Inês HENRIQUES	1:13:43
	20 KM	224 Inês HENRIQUES	1:37:59
	25 KM	224 Inês HENRIQUES	2:02:18
	30 KM	224 Inês HENRIQUES	2:26:35
	35 KM	224 Inês HENRIQUES	2:50:52
	40 KM	224 Inês HENRIQUES	3:15:14
	45 KM	224 Inês HENRIQUES	3:39:56

ALL-TIME OUTDOOR TOP LIST				SEASON OUTDOOR TOP LIST			
RESULT	NAME	VENUE	DATE	RESULT	NAME	VENUE	2017
4:05:56	Inês HENRIQUES (POR)	London	13 Aug 17	4:05:56	Inês HENRIQUES (POR)	London	13 Aug
4:08:58	Hang YIN (CHN)	London	13 Aug 17	4:08:58	Hang YIN (CHN)	London	13 Aug
4:10:59	Monica SVENSSON (SWE)	Scanzorosciate	21 Oct 07	4:20:49	Shuqing YANG (CHN)	London	13 Aug
4:12:16	Elena GINKO (BLR)	Scanzorosciate	17 Oct 04	4:21:51	Kathleen BURNETT (USA)	London	13 Aug
4:16:27	Jolanta DUKURE (LAT)	Paralepa	9 Sep 06	4:29:33	Erin TALCOTT (USA)	Santee, CA	28 Jan
4:20:49	Shuqing YANG (CHN)	London	13 Aug 17	4:32:14	Shanshan JIANG (CHN)	Huangshan	5 Mar
4:21:51	Kathleen BURNETT (USA)	London	13 Aug 17	4:36:40	Lixue WANG (CHN)	Huangshan	5 Mar
4:25:22	Briqita VIRBALYTÉ-DIMSIENÉ (LTU)	Villa di Serio	17 Oct 10	4:38:48	Dan WANG (CHN)	Huangshan	5 Mar
4:28:13	Evaqqelia XINOÚ (GRE)	Scanzorosciate	17 Oct 04	4:39:28	Nair DA ROSA (BRA)	Lima	14 May
4:28:53	Neringa AIDIETYTÉ (LTU)	Ivano-Frankivsk	1 Oct 06	4:40:02	Caihong TANG (CHN)	Zhengzhou	22 May

RACE ANALYSIS



50 Kilometres Race Walk Women - Final

13 August 2017 07:46 START TIME 14° C 72 %
TEMPERATURE HUMIDITY
12:12 END TIME 15° C 67 %

PLACE	BIB	NAME	COUNTRY	DATE of BIRTH	RESULT	RED CARDS							
		5 KM			10 KM	15 KM	20 KM	25 KM	30 KM	35 KM	40 KM	45 KM	
1		Inês HENRIQUES	POR	1 May 80	4:05:56 WR								
	24:43 (2)	49:22 (1) 24:39 (1)	1:13:43 (1) 24:21 (1)	1:37:59 (1) 24:16 (1)	2:02:18 (1) 24:19 (1)	2:26:35 (1) 24:17 (1)	2:50:52 (1) 24:17 (1)	3:15:14 (1) 24:22 (1)	3:39:56 (1) 24:42 (1)	26:00 (2)			
2		Hang YIN	CHN	7 Feb 97	4:08:58 AR	+ 3:02							
	24:43 (1)	49:22 (2) 24:39 (1)	1:13:43 (2) 24:21 (1)	1:37:59 (2) 24:16 (1)	2:02:19 (2) 24:20 (2)	2:26:39 (2) 24:20 (2)	2:51:42 (2) 25:03 (2)	3:17:04 (2) 25:22 (2)	3:43:07 (2) 26:03 (2)	25:51 (1)			
3		Shuqing YANG	CHN	30 Aug 96	4:20:49 PB	+ 14:53							
	26:04 (4)	51:45 (4) 25:41 (3)	1:17:41 (4) 25:56 (4)	1:43:19 (4) 25:38 (3)	2:09:09 (3) 25:50 (3)	2:34:22 (3) 25:13 (3)	2:59:53 (3) 25:31 (3)	3:26:31 (3) 26:38 (4)	3:53:34 (3) 27:03 (4)	27:15 (3)			
4		Kathleen BURNETT	USA	7 Oct 88	4:21:51 AR	+ 15:55							
	26:04 (5)	51:45 (5) 25:41 (3)	1:17:41 (5) 25:56 (4)	1:43:19 (3) 25:38 (3)	2:09:10 (4) 25:51 (4)	2:34:43 (4) 25:33 (4)	3:00:43 (4) 26:00 (4)	3:27:10 (4) 26:27 (3)	3:53:39 (4) 26:29 (3)	28:12 (4)			
		Nair DA ROSA	BRA	22 Mar 80	DNF	* >							
	26:04 (3)	51:45 (3) 25:41 (3)	1:17:40 (3) 25:55 (3)	1:45:30 (5) 27:50 (5)	2:13:22 (5) 27:52 (5)	2:41:18 (5) 27:56 (5)	3:09:51 (5) 28:33 (5)	3:38:47 (5) 28:56 (5)	4:07:50 (5) 29:03 (5)				
		Susan RANDALL	USA	6 Sep 74	DNF	* >							
	27:26 (7)	55:01 (6) 27:35 (6)	1:23:30 (6) 28:29 (6)	1:52:53 (6) 29:23 (6)	2:22:46 (6) 29:53 (6)	2:53:12 (6) 30:26 (6)	3:25:00 (6) 31:48 (6)	3:57:40 (6) 32:40 (6)					
		Erin TALCOTT	USA	21 May 78	DQ	230.6(a) > > >							
	26:39 (6)												

NOTE IAAF Rule * - Beyond Time Limit
IAAF Rule 230.6(a) - Repeated failure to comply with the definition of Race Walking

RESULTS



4 x 100 Metres Relay Women - Final

RECORDS	RESULT	TEAM	COUNTRY	VENUE	DATE
World Record WR	40.82	United States	USA	London (Olympic Stadium)	10 Aug 2012
Championships Record CR	41.07	Jamaica	JAM	Beijing (National Stadium)	29 Aug 2015
World Leading WL	41.82	United States	USA	London	12 Aug 2017
Area Record AR					
	National Record NR				
	Season Best SB				

12 August 2017 21:35 START TIME
21° C TEMPERATURE 49 % HUMIDITY

PLACE	TEAM	BIB	LANE	REACTION	RESULT	Fn
1	UNITED STATES Aaliyah BROWN Allyson FELIX Morolake AKINOSUN Tori BOWIE	USA	4	0.146	41.82	WL
2	GREAT BRITAIN & N.I. Asha PHILIP Desiree HENRY Dina ASHER-SMITH Daryll NEITA	GBR	5	0.131	42.12	
3	JAMAICA Jura LEVY Natasha MORRISON Simone FACEY Sashalee FORBES	JAM	7	0.199	42.19	SB
4	GERMANY Tatjana PINTO Lisa MAYER Gina LÜCKENKEMPER Rebekka HAASE	GER	6	0.184	42.36	
5	SWITZERLAND Ajla DEL PONTE Sarah ATCHO Mujinga KAMBUNDJI Salomé KORA	SUI	9	0.148	42.51	
6	TRINIDAD AND TOBAGO Semoy HACKETT Michelle-Lee AHYE Khalifa ST FORT Kelly-Ann BAPTISTE	TTO	3	0.257	42.62	SB
7	BRAZIL Franciela KRASUCKI Ana Claudia SILVA Vitoria Cristina ROSA Rosangela SANTOS	BRA	8	0.160	42.63	SB
8	NETHERLANDS Tessa VAN SCHAGEN Dafne SCHIPPERS Naomi SEDNEY Jamile SAMUEL	NED	2	0.170	43.07	

RESULTS
4 x 100 Metres Relay Women - Final

ALL-TIME OUTDOOR TOP LIST				SEASON OUTDOOR TOP LIST			
RESULT	TEAM	VENUE	DATE	RESULT	TEAM	VENUE	2017
40.82	UNITED STATES (USA)	London (Olympic Stadium)	10 Aug 12	41.82	UNITED STATES (USA)	London	12 Aug
41.07	JAMAICA (JAM)	Beijing (National Stadium)	29 Aug 15	41.93	GREAT BRITAIN & N.I. (GBR)	London	12 Aug
41.37	GERMAN DEMOCRATIC REPUBLIC (GDR)	ce Stadium	6 Oct 85	42.19	JAMAICA (JAM)	London	12 Aug
41.49	RUSSIA (RUS)	Stuttgart (Gottlieb-Daimler Stadion)	22 Aug 93	42.25	GERMANY (GER)	Hengelo (Blankers-Koen Stadion)	11 Jun
41.62	GERMANY (GER)	Mannheim (Hoffmann)	29 Jul 16	42.50	SWITZERLAND (SUI)	London	12 Aug
41.77	GREAT BRITAIN & N.I. (GBR)	Janeiro (Estádio Olímpico)	19 Aug 16	42.62	TRINIDAD AND TOBAGO (TTO)	London	12 Aug
41.78	FRANCE (FRA)	Paris Saint-Denis (Stade de France)	30 Aug 03	42.63	BRAZIL (BRA)	London	12 Aug
41.92	BAHAMAS (BAH)	Sevilla (La Cartuja)	29 Aug 99	42.64	NETHERLANDS (NED)	London	12 Aug
42.00	USSR (URS)	Moskva (Lenin Stadium)	17 Aug 85	42.92	FRANCE (FRA)	London	12 Aug
42.03	TRINIDAD AND TOBAGO (TTO)	eijing (National Stadium)	29 Aug 15	43.03	KAZAKHSTAN (KAZ)	Almaty (Central Stadium)	24 Jun

RESULT PROGRESSION



4 x 100 Metres Relay Women - Final

RECORDS	RESULT	TEAM	COUNTRY	VENUE	DATE
World Record WR	40.82	United States	USA	London (Olympic Stadium)	10 Aug 2012
Championships Record CR	41.07	Jamaica	JAM	Beijing (National Stadium)	29 Aug 2015
World Leading WL	41.82	United States	USA	London	12 Aug 2017
Area Record AR		National Record NR		Season Best SB	

12 August 2017

RANK	BIB	TEAM	PHASE	HEAT	LANE	PLACE	RESULT	
1		UNITED STATES	Final	1	4	1	41.82	WL
			Round 1	1	4	1	41.84 Q	WL
2		GREAT BRITAIN & N.I.	Final	1	5	2	42.12	
			Round 1	1	5	2	41.93 Q	SB
3		JAMAICA	Final	1	7	3	42.19	SB
			Round 1	2	5	5	42.50 Q	
4		GERMANY	Final	1	6	4	42.36	
			Round 1	2	6	3	42.34 Q	
5		SWITZERLAND	Final	1	9	5	42.51	
			Round 1	1	9	4	42.50 Q	NR
6		TRINIDAD AND TOBAGO	Final	1	3	6	42.62	SB
			Round 1	2	2	8	42.91 q	SB
7		BRAZIL	Final	1	8	7	42.63	SB
			Round 1	2	9	7	42.77 Q	SB
8		NETHERLANDS	Final	1	2	8	43.07	
			Round 1	1	8	6	42.64 q	SB

ALL-TIME OUTDOOR TOP LIST				SEASON OUTDOOR TOP LIST			
RESULT	TEAM	VENUE	DATE	RESULT	TEAM	VENUE	2017
40.82	UNITED STATES (USA)	London (Olympic Stadium)	10 Aug 12	41.82	UNITED STATES (USA)	London	12 Aug
41.07	JAMAICA (JAM)	Beijing (National Stadium)	29 Aug 15	41.93	GREAT BRITAIN & N.I. (GBR)	London	12 Aug
41.37	GERMAN DEMOCRATIC REPUBLIC (GDR)	ce Stadium	6 Oct 85	42.19	JAMAICA (JAM)	London	12 Aug
41.49	RUSSIA (RUS)	Stuttgart (Gottlieb-Daimler Stadion)	22 Aug 93	42.25	GERMANY (GER)	Hengelo (Blankers-Koen Stadion)	11 Jun
41.62	GERMANY (GER)	Mannheim (Hoffmann)	29 Jul 16	42.50	SWITZERLAND (SUI)	London	12 Aug
41.77	GREAT BRITAIN & N.I. (GBR)	Janeiro (Estádio Olímpico)	19 Aug 16	42.62	TRINIDAD AND TOBAGO (TTO)	London	12 Aug
41.78	FRANCE (FRA)	Paris Saint-Denis (Stade de France)	30 Aug 03	42.63	BRAZIL (BRA)	London	12 Aug
41.92	BAHAMAS (BAH)	Sevilla (La Cartuja)	29 Aug 99	42.64	NETHERLANDS (NED)	London	12 Aug
42.00	USSR (URS)	Moskva (Lenin Stadium)	17 Aug 85	42.92	FRANCE (FRA)	London	12 Aug
42.03	TRINIDAD AND TOBAGO (TTO)	eijing (National Stadium)	29 Aug 15	43.03	KAZAKHSTAN (KAZ)	Almaty (Central Stadium)	24 Jun

SUMMARY



4 x 100 Metres Relay Women - Round 1

First 3 in each heat (Q) and the next 2 fastest (q) advance to the Final

RECORDS	RESULT	TEAM	COUNTRY	VENUE	DATE
World Record WR	40.82	United States	USA	London (Olympic Stadium)	10 Aug 2012
Championships Record CR	41.07	Jamaica	JAM	Beijing (National Stadium)	29 Aug 2015
World Leading WL	41.84	United States	USA	London	12 Aug 2017
Area Record AR		National Record NR		Season Best SB	

12 August 2017

RANK	PLACE	HEAT	LANE	BIB	TEAM	REACTION	RESULT		
1	1	1	4	USA	UNITED STATES	0.159	41.84	Q	WL
2	2	1	5	GBR	GREAT BRITAIN & N.I.	0.118	41.93	Q	SB
3	1	2	6	GER	GERMANY	0.181	42.34	Q	
4	3	1	9	SUI	SWITZERLAND	0.143	42.50 (.495)	Q	NR
5	2	2	5	JAM	JAMAICA	0.206	42.50 (.497)	Q	
6	4	1	8	NED	NETHERLANDS	0.204	42.64	q	SB
7	3	2	9	BRA	BRAZIL	0.158	42.77	Q	SB
8	4	2	2	TTO	TRINIDAD AND TOBAGO	0.151	42.91	q	SB
9	5	1	7	FRA	FRANCE	0.145	42.92		SB
10	6	1	6	GHA	GHANA	0.123	43.68		SB
11	5	2	4	UKR	UKRAINE	0.228	43.77		
12	7	1	3	ECU	ECUADOR	0.229	43.94		SB
13	6	2	8	KAZ	KAZAKHSTAN	0.184	45.47		
		2	3	BAH	BAHAMAS	0.132	DNF		
		2	7	CHN	PR OF CHINA	0.135	DQ	170.7	
		1	2	NGR	NIGERIA		DNS		

NOTE IAAF Rule 170.7 - Passing the baton outside the takeover zone

ALL-TIME OUTDOOR TOP LIST				SEASON OUTDOOR TOP LIST			
RESULT	TEAM	VENUE	DATE	RESULT	TEAM	VENUE	2017
40.82	UNITED STATES (USA)	London (Olympic Stadium)	10 Aug 12	41.84	UNITED STATES (USA)	London	12 Aug
41.07	JAMAICA (JAM)	Beijing (National Stadium)	29 Aug 15	41.93	GREAT BRITAIN & N.I. (GBR)	London	12 Aug
41.37	GERMAN DEMOCRATIC REPUBLIC (GDR)	ce Stadium)	6 Oct 85	42.25	JAMAICA (JAM)	Philadelphia (Franklin Field, PA)	29 Apr
41.49	RUSSIA (RUS)	Stuttgart (Gottlieb-Daimler Stadion)	22 Aug 93	42.25	GERMANY (GER)	Hengelo (Blankers-Koen Stadion)	11 Jun
41.62	GERMANY (GER)	Mannheim (Hoffmann)	29 Jul 16	42.50	SWITZERLAND (SUI)	London	12 Aug
41.77	GREAT BRITAIN & N.I. (GBR)	Janeiro (Estádio Olímpico)	19 Aug 16	42.64	NETHERLANDS (NED)	London	12 Aug
41.78	FRANCE (FRA)	Paris Saint-Denis (Stade de France)	30 Aug 03	42.77	BRAZIL (BRA)	London	12 Aug
41.92	BAHAMAS (BAH)	Sevilla (La Cartuja)	29 Aug 99	42.91	TRINIDAD AND TOBAGO (TTO)	London	12 Aug
42.00	USSR (URS)	Moskva (Lenin Stadium)	17 Aug 85	42.92	FRANCE (FRA)	London	12 Aug
42.03	TRINIDAD AND TOBAGO (TTO)	eijing (National Stadium)	29 Aug 15	43.03	KAZAKHSTAN (KAZ)	Almaty (Central Stadium)	24 Jun



RESULTS



4 x 100 Metres Relay Women - Round 1

First 3 in each heat (Q) and the next 2 fastest (q) advance to the Final

RECORDS	RESULT	TEAM	COUNTRY	VENUE	DATE
World Record WR	40.82	United States	USA	London (Olympic Stadium)	10 Aug 2012
Championships Record CR	41.07	Jamaica	JAM	Beijing (National Stadium)	29 Aug 2015
World Leading WL	41.84	United States	USA	London	12 Aug 2017
Area Record AR		National Record NR		Season Best SB	

Heat 1 **2** **12 August 2017** 10:35 START TIME 19° C TEMPERATURE 78 % HUMIDITY

PLACE	TEAM	BIB	LANE	REACTION	RESULT		Fn
1	UNITED STATES Aaliyah BROWN Allyson FELIX Morolake AKINOSUN Ariana WASHINGTON	USA	4	0.159	41.84	Q	WL
2	GREAT BRITAIN & N.I. Asha PHILIP Desiree HENRY Dina ASHER-SMITH Daryll NEITA	GBR	5	0.118	41.93	Q	SB
3	SWITZERLAND Ajla DEL PONTE Sarah ATCHO Mujinga KAMBUNDJI Salomé KORA	SUI	9	0.143	42.50 (.495)	Q	NR
4	NETHERLANDS Madiea GHAF00R Dafne SCHIPPERS Naomi SEDNEY Jamile SAMUEL	NED	8	0.204	42.64	q	SB
5	FRANCE Orlann OMBISSA-DZANGUE Ayodelé IKUESAN Maroussia PARÉ Carolle ZAHl	FRA	7	0.145	42.92		SB
6	GHANA Flings OWUSU-AGYAPONG Gemma ACHEAMPONG Akua OBENG-AKROFI Janet AMPONSAH	GHA	6	0.123	43.68		SB
7	ECUADOR Yuliana ANGULO Narcisa LANDÁZURI Romina CIFUENTES Ángela TENORIO	ECU	3	0.229	43.94		SB
	NIGERIA	NGR	2		DNS		



RESULTS
4 x 100 Metres Relay Women - Round 1

Heat 2 **2**

12 August 2017 10:44 START TIME 20° C TEMPERATURE 73 % HUMIDITY

PLACE	TEAM	BIB	LANE	REACTION	RESULT	Fn
1	GERMANY Tatjana PINTO Lisa MAYER Gina LÜCKENKEMPER Rebekka HAASE	GER	6	0.181	42.34	Q
2	JAMAICA Christiana WILLIAMS Natasha MORRISON Jura LEVY Sashalee FORBES	JAM	5	0.206	42.50 (.497)	Q
3	BRAZIL Francieli KRASUCKI Ana Claudia SILVA Vitoria Cristina ROSA Rosangela SANTOS	BRA	9	0.158	42.77	Q SB
4	TRINIDAD AND TOBAGO Kelly-Ann BAPTISTE Michelle-Lee AHYE Semoy HACKETT Khalifa ST FORT	TTO	2	0.151	42.91	q SB
5	UKRAINE Alina KALISTRATOVA Yelyzaveta BRYZGINA Yana KACHUR Hanna PLOTITSYNA	UKR	4	0.228	43.77	
6	KAZAKHSTAN Rima KASHAFUTDINOVA Viktoriya ZYABKINA Svetlana GOLEDOVA Olga SAFRONOVA	KAZ	8	0.184	45.47	

ALL-TIME OUTDOOR TOP LIST

RESULT	TEAM	VENUE	DATE
40.82	UNITED STATES (USA)	London (Olympic Stadium)	10 Aug 12
41.07	JAMAICA (JAM)	Beijing (National Stadium)	29 Aug 15
41.37	GERMAN DEMOCRATIC REPUBLIC (GDR)	ce Stadium	6 Oct 85
41.49	RUSSIA (RUS)	Stuttgart (Gottlieb-Daimler Stadion)	22 Aug 93
41.62	GERMANY (GER)	Mannheim (Hoffmann)	29 Jul 16
41.77	GREAT BRITAIN & N.I. (GBR)	Janeiro (Estádio Olímpico)	19 Aug 16
41.78	FRANCE (FRA)	Paris Saint-Denis (Stade de France)	30 Aug 03
41.92	BAHAMAS (BAH)	Sevilla (La Cartuja)	29 Aug 99
42.00	USSR (URS)	Moskva (Lenin Stadium)	17 Aug 85
42.03	TRINIDAD AND TOBAGO (TTO)	eijing (National Stadium)	29 Aug 15

SEASON OUTDOOR TOP LIST

RESULT	TEAM	VENUE	2017
41.84	UNITED STATES (USA)	London	12 Aug
41.93	GREAT BRITAIN & N.I. (GBR)	London	12 Aug
42.25	JAMAICA (JAM)	Philadelphia (Franklin Field), PA	29 Apr
42.25	GERMANY (GER)	Hengelo (Blankers-Koen Stadion)	11 Jun
42.50	SWITZERLAND (SUI)	London	12 Aug
42.64	NETHERLANDS (NED)	London	12 Aug
42.77	BRAZIL (BRA)	London	12 Aug
42.91	TRINIDAD AND TOBAGO (TTO)	London	12 Aug
42.92	FRANCE (FRA)	London	12 Aug
43.03	KAZAKHSTAN (KAZ)	Almaty (Central Stadium)	24 Jun



RESULTS



4 x 400 Metres Relay Women - Final

RECORDS	RESULT	TEAM	COUNTRY	VENUE	DATE
World Record WR	3:15.17	USSR	URS	Seoul (Olympic Stadium)	1 Oct 1988
Championships Record CR	3:16.71	United States	USA	Stuttgart (Gottlieb-Daimler Stadion)	22 Aug 1993
World Leading WL	3:19.02	United States	USA	London	13 Aug 2017
Area Record AR					
		National Record NR			
				Season Best SB	

13 August 2017 20:55 START TIME 21° C TEMPERATURE 38 % HUMIDITY

PLACE	TEAM	BIB	LANE	REACTION	RESULT	Fn
1	UNITED STATES Quanera HAYES Allyson FELIX Shakima WIMBLEY Phyllis FRANCIS	USA	4	0.234	3:19.02 50.60 (1) 48.60 (1) 49.50 (1) 50.32 (1)	WL 1:39.20 (1) 2:28.70 (1)
2	GREAT BRITAIN & N.I. Zoey CLARK Laviai NIELSEN Eilidh DOYLE Emily DIAMOND	GBR	5	0.189	3:25.00 51.80 (5) 50.80 (2) 51.50 (3) 50.90 (3)	1:42.60 (3) 2:34.10 (2)
3	POLAND Malgorzata HOLUB Iga BAUMGART Aleksandra GAWORSKA Justyna SWIETY	POL	3	0.181	3:25.41 51.70 (4) 50.90 (3) 51.70 (5) 51.11 (6)	SB 1:42.60 (2) 2:34.30 (3)
4	FRANCE Estelle PERROSSIER Déborah SANANES Agnès RAHAROLAHY Elea Mariama DIARRA	FRA	2	0.154	3:26.56 52.80 (8) 51.50 (5) 51.30 (2) 50.96 (5)	SB 1:44.30 (5) 2:35.60 (4)
5	NIGERIA Patience Okon GEORGE Abike Funmilola EGBENIYI Glory Onome NATHANIEL Yinka AJAYI	NGR	7	0.231	3:26.72 51.50 (3) 52.80 (7) 51.50 (3) 50.92 (4)	1:44.30 (6) 2:35.80 (5)
6	GERMANY Ruth Sophia SPELMEYER Laura MÜLLER Nadine GONSKA Hannah MERGENTHALER	GER	9	0.170	3:27.45 52.10 (6) 51.40 (4) 52.50 (6) 51.45 (7)	1:43.50 (4) 2:36.00 (6)
7	BOTSWANA Christine BOTLOGETSWE Lydia JELE Galefele MOROKO Amantle MONTSHO	BOT	8	0.267	3:28.00 52.40 (7) 52.10 (6) 52.80 (7) 50.70 (2)	1:44.50 (7) 2:37.30 (7)
	JAMAICA Chrisann GORDON Anneisha MCLAUGHLIN-WHILBY Shericka JACKSON Novlene WILLIAMS-MILLS	JAM	6	0.196	DNF 51.00 (2)	

INTERMEDIATE TIMES	400m	UNITED STATES	50.60
	800m	UNITED STATES	1:39.20
	1200m	UNITED STATES	2:28.70

RESULTS
4 x 400 Metres Relay Women - Final

ALL-TIME OUTDOOR TOP LIST				SEASON OUTDOOR TOP LIST			
RESULT	TEAM	VENUE	DATE	RESULT	TEAM	VENUE	2017
3:15.17	USSR (URS)	Seoul (Olympic Stadium)	1 Oct 88	3:19.02	UNITED STATES (USA)	London	13 Aug
3:15.51	UNITED STATES (USA)	Seoul (Olympic Stadium)	1 Oct 88	3:23.64	JAMAICA (JAM)	London	12 Aug
3:15.92	GERMAN DEMOCRATIC REPUBLIC (GDR)	off Stadium	3 Jun 84	3:24.74	GREAT BRITAIN & N.I. (GBR)	London	12 Aug
3:18.38	RUSSIA (RUS)	Stuttgart (Gottlieb-Daimler Stadion)	22 Aug 93	3:25.40	NIGERIA (NGR)	London	12 Aug
3:18.71	JAMAICA (JAM)	Daegu (DS)	3 Sep 11	3:25.41	POLAND (POL)	London	13 Aug
3:20.04	GREAT BRITAIN & N.I. (GBR)	Osaka (Nagai Stadium)	2 Sep 07	3:26.24	GERMANY (GER)	London	12 Aug
3:20.20	UNIFIED TEAM (EUN)	Barcelona (Estadio Olímpico)	8 Aug 92	3:26.56	FRANCE (FRA)	London	13 Aug
3:20.32	CZECHOSLOVAKIA (TCH)	Helsinki (Olympic Stadium)	14 Aug 83	3:26.90	BOTSWANA (BOT)	London	12 Aug
3:20.92	GERMANY (GER)	Athína (Olympic Stadium)	10 Aug 97	3:27.81	ITALY (ITA)	London	12 Aug
3:21.04	NIGERIA (NGR)	Atlanta (Olympic Stadium), GA	3 Aug 96	3:28.02	UKRAINE (UKR)	Villeneuve d'Ascq (Lille Métropole)	25 Jun
				3:28.02	AUSTRALIA (AUS)	London	12 Aug

RACE ANALYSIS



4 x 400 Metres Relay Women - Final

13 August 2017 20:55 START TIME 21° C TEMPERATURE 38 % HUMIDITY

PLACE	BIB	TEAM	RESULT	
	400m	800m	1200m	
1	UNITED STATES			3:19.02 WL
	50.60 (1)	1:39.20 (1) 48.60 (1)	2:28.70 (1) 49.50 (1)	50.32 (1)
2	GREAT BRITAIN & N.I.			3:25.00
	51.80 (5)	1:42.60 (3) 50.80 (2)	2:34.10 (2) 51.50 (3)	50.90 (3)
3	POLAND			3:25.41 SB
	51.70 (4)	1:42.60 (2) 50.90 (3)	2:34.30 (3) 51.70 (5)	51.11 (6)
4	FRANCE			3:26.56 SB
	52.80 (8)	1:44.30 (5) 51.50 (5)	2:35.60 (4) 51.30 (2)	50.96 (5)
5	NIGERIA			3:26.72
	51.50 (3)	1:44.30 (6) 52.80 (7)	2:35.80 (5) 51.50 (3)	50.92 (4)
6	GERMANY			3:27.45
	52.10 (6)	1:43.50 (4) 51.40 (4)	2:36.00 (6) 52.50 (6)	51.45 (7)
7	BOTSWANA			3:28.00
	52.40 (7)	1:44.50 (7) 52.10 (6)	2:37.30 (7) 52.80 (7)	50.70 (2)
	JAMAICA			DNF
	51.00 (2)			



RESULT PROGRESSION



4 x 400 Metres Relay Women - Final

RECORDS	RESULT	TEAM	COUNTRY	VENUE	DATE
World Record WR	3:15.17	USSR	URS	Seoul (Olympic Stadium)	1 Oct 1988
Championships Record CR	3:16.71	United States	USA	Stuttgart (Gottlieb-Daimler Stadion)	22 Aug 1993
World Leading WL	3:19.02	United States	USA	London	13 Aug 2017
Area Record AR		National Record NR		Season Best SB	

13 August 2017

RANK	BIB	TEAM	PHASE	HEAT	LANE	PLACE	RESULT	
1		UNITED STATES	Final	1	4	1	3:19.02	WL
			Round 1	1	7	1	3:21.66 Q	WL
2		GREAT BRITAIN & N.I.	Final	1	5	2	3:25.00	
			Round 1	1	8	3	3:24.74 Q	SB
3		POLAND	Final	1	3	3	3:25.41	SB
			Round 1	2	9	6	3:26.47 q	SB
4		FRANCE	Final	1	2	4	3:26.56	SB
			Round 1	1	6	8	3:27.59 q	SB
5		NIGERIA	Final	1	7	5	3:26.72	
			Round 1	2	2	4	3:25.40 Q	SB
6		GERMANY	Final	1	9	6	3:27.45	
			Round 1	2	3	5	3:26.24 Q	SB
7		BOTSWANA	Final	1	8	7	3:28.00	
			Round 1	1	4	7	3:26.90 Q	NR
		JAMAICA	Final	1	6		DNF	
			Round 1	2	5	2	3:23.64 Q	SB

ALL-TIME OUTDOOR TOP LIST				SEASON OUTDOOR TOP LIST			
RESULT	TEAM	VENUE	DATE	RESULT	TEAM	VENUE	2017
3:15.17	USSR (URS)	Seoul (Olympic Stadium)	1 Oct 88	3:19.02	UNITED STATES (USA)	London	13 Aug
3:15.51	UNITED STATES (USA)	Seoul (Olympic Stadium)	1 Oct 88	3:23.64	JAMAICA (JAM)	London	12 Aug
3:15.92	GERMAN DEMOCRATIC REPUBLIC (GDR)	off Stadium	3 Jun 84	3:24.74	GREAT BRITAIN & N.I. (GBR)	London	12 Aug
3:18.38	RUSSIA (RUS)	Stuttgart (Gottlieb-Daimler Stadion)	22 Aug 93	3:25.40	NIGERIA (NGR)	London	12 Aug
3:18.71	JAMAICA (JAM)	Daegu (DS)	3 Sep 11	3:25.41	POLAND (POL)	London	13 Aug
3:20.04	GREAT BRITAIN & N.I. (GBR)	Osaka (Nagai Stadium)	2 Sep 07	3:26.24	GERMANY (GER)	London	12 Aug
3:20.20	UNIFIED TEAM (EUN)	Barcelona (Estadio Olímpico)	8 Aug 92	3:26.56	FRANCE (FRA)	London	13 Aug
3:20.32	CZECHOSLOVAKIA (TCH)	Helsinki (Olympic Stadium)	14 Aug 83	3:26.90	BOTSWANA (BOT)	London	12 Aug
3:20.92	GERMANY (GER)	Athína (Olympic Stadium)	10 Aug 97	3:27.81	ITALY (ITA)	London	12 Aug
3:21.04	NIGERIA (NGR)	Atlanta (Olympic Stadium), GA	3 Aug 96	3:28.02	UKRAINE (UKR)	Villeneuve d'Ascq (Lille Métropole)	25 Jun
				3:28.02	AUSTRALIA (AUS)	London	12 Aug



SUMMARY



4 x 400 Metres Relay Women - Round 1

First 3 in each heat (Q) and the next 2 fastest (q) advance to the Final

RECORDS	RESULT	TEAM	COUNTRY	VENUE	DATE
World Record WR	3:15.17	USSR	URS	Seoul (Olympic Stadium)	1 Oct 1988
Championships Record CR	3:16.71	United States	USA	Stuttgart (Gottlieb-Daimler Stadion)	22 Aug 1993
World Leading WL	3:21.66	United States	USA	London	12 Aug 2017
Area Record AR		National Record NR		Season Best SB	

12 August 2017

RANK	PLACE	HEAT	LANE	BIB	TEAM	REACTION	RESULT		
1	1	1	7	USA	UNITED STATES	0.187	3:21.66	Q	WL
2	1	2	5	JAM	JAMAICA	0.187	3:23.64	Q	SB
3	2	1	8	GBR	GREAT BRITAIN & N.I.	0.166	3:24.74	Q	SB
4	2	2	2	NGR	NIGERIA	0.221	3:25.40	Q	SB
5	3	2	3	GER	GERMANY	0.159	3:26.24	Q	SB
6	4	2	9	POL	POLAND	0.215	3:26.47	q	SB
7	3	1	4	BOT	BOTSWANA	0.253	3:26.90	Q	NR
8	4	1	6	FRA	FRANCE	0.243	3:27.59	q	SB
9	5	2	7	ITA	ITALY	0.201	3:27.81		SB
10	5	1	9	AUS	AUSTRALIA	0.143	3:28.02		SB
11	6	1	3	CAN	CANADA	0.193	3:28.47		SB
12	6	2	8	UKR	UKRAINE	0.196	3:31.84		
13	7	2	4	RSA	SOUTH AFRICA	0.157	3:37.82		SB
		2	6	BAH	BAHAMAS	0.214	DNF		
		1	2	IND	INDIA	0.252	DQ		163.3(a)
		1	5	NED	NETHERLANDS	0.217	DQ		170.6(c)

NOTE IAAF Rule 163.3(a) - Lane infringement
IAAF Rule 170.6(c) - Fault at recovering a dropped baton

ALL-TIME OUTDOOR TOP LIST

RESULT	TEAM	VENUE	DATE
3:15.17	USSR (URS)	Seoul (Olympic Stadium)	1 Oct 88
3:15.51	UNITED STATES (USA)	Seoul (Olympic Stadium)	1 Oct 88
3:15.92	GERMAN DEMOCRATIC REPUBLIC (GDR)	off Stadium	3 Jun 84
3:18.38	RUSSIA (RUS)	Stuttgart (Gottlieb-Daimler Stadion)	22 Aug 93
3:18.71	JAMAICA (JAM)	Daegu (DS)	3 Sep 11
3:20.04	GREAT BRITAIN & N.I. (GBR)	Osaka (Nagai Stadium)	2 Sep 07
3:20.20	EUROPE UNIFIED TEAMS (EUN)	ona (Estadio Olímpico)	8 Aug 92
3:20.32	CZECHOSLOVAKIA (TCH)	Helsinki (Olympic Stadium)	14 Aug 83
3:20.92	GERMANY (GER)	Athina (Olympic Stadium)	10 Aug 97
3:21.04	NIGERIA (NGR)	Atlanta (Olympic Stadium), GA	3 Aug 96

SEASON OUTDOOR TOP LIST

RESULT	TEAM	VENUE	2017
3:21.66	UNITED STATES (USA)	London	12 Aug
3:23.64	JAMAICA (JAM)	London	12 Aug
3:24.74	GREAT BRITAIN & N.I. (GBR)	London	12 Aug
3:25.40	NIGERIA (NGR)	London	12 Aug
3:26.24	GERMANY (GER)	London	12 Aug
3:26.47	POLAND (POL)	London	12 Aug
3:26.90	BOTSWANA (BOT)	London	12 Aug
3:27.59	FRANCE (FRA)	London	12 Aug
3:27.81	ITALY (ITA)	London	12 Aug
3:28.02	UKRAINE (UKR)	Villeneuve d'Ascq (Lille Métropole)	25 Jun
3:28.02	AUSTRALIA (AUS)	London	12 Aug



RESULTS



4 x 400 Metres Relay Women - Round 1

First 3 in each heat (Q) and the next 2 fastest (q) advance to the Final

RECORDS	RESULT	TEAM	COUNTRY	VENUE	DATE
World Record WR	3:15.17	USSR	URS	Seoul (Olympic Stadium)	1 Oct 1988
Championships Record CR	3:16.71	United States	USA	Stuttgart (Gottlieb-Daimler Stadion)	22 Aug 1993
World Leading WL	3:21.66	United States	USA	London	12 Aug 2017
Area Record AR					
	National Record NR				
			Season Best SB		

Heat 1

2

12 August 2017 11:20 START TIME

20° C TEMPERATURE 68 % HUMIDITY

PLACE	TEAM	BIB	LANE	REACTION	RESULT		Fn
1	UNITED STATES Quanera HAYES Kendall ELLIS Shakima WIMBLEY Natasha HASTINGS	USA	7	0.187	3:21.66	Q WL	
2	GREAT BRITAIN & N.I. Zoey CLARK Laviai NIELSEN Perri SHAKES-DRAYTON Emily DIAMOND	GBR	8	0.166	3:24.74	Q SB	
3	BOTSWANA Christine BOTLOGETSWE Lydia JELE Galefele MOROKO Amantle MONTSHO	BOT	4	0.253	3:26.90	Q NR	
4	FRANCE Déborah SANANES Estelle PERROSSIER Agnès RAHAROLAHY Elea Mariama DIARRA	FRA	6	0.243	3:27.59	q SB	
5	AUSTRALIA Anneliese RUBIE Ella CONNOLLY Lauren WELLS Morgan MITCHELL	AUS	9	0.143	3:28.02	SB	
6	CANADA Carline MUIR Aiyanna STIVERNE Travia JONES Natassha MCDONALD	CAN	3	0.193	3:28.47	SB	
	INDIA Jisna MATHEW Poovamma Raju MACHETTIRA Anilda THOMAS NIRMLA	IND	2	0.252	DQ		163.3(a)
	NETHERLANDS Madiea GHAF00R Lisanne DE WITTE Laura DE WITTE Eva HOVENKAMP	NED	5	0.217	DQ		170.6(c)

NOTE IAAF Rule 163.3(a) - Lane infringement
IAAF Rule 170.6(c) - Fault at recovering a dropped baton

INTERMEDIATE TIMES			
400m	UNITED STATES	49.97	
800m	UNITED STATES	1:41.56	
1200m	UNITED STATES	2:30.76	

Timing and Measurement by SEIKO

AT-4X4-W-h----.RS6..v1 Issued at 13:24 on Saturday, 12 August 2017

1 **2**

Official Partners



RESULTS
4 x 400 Metres Relay Women - Round 1

Heat 2 **2**

12 August 2017 11:32 START TIME 20° C TEMPERATURE 68 % HUMIDITY

PLACE	TEAM	BIB	LANE	REACTION	RESULT		Fn
1	JAMAICA Anastasia LE-ROY Anneisha MCLAUGHLIN-WHILBY Chrisann GORDON Stephenie Ann MCPHERSON	JAM	5	0.187	3:23.64	Q	SB
2	NIGERIA Patience Okon GEORGE Glory Onome NATHANIEL Emerald EGWIM Yinka AJAYI	NGR	2	0.221	3:25.40	Q	SB
3	GERMANY Ruth Sophia SPELMEYER Nadine GONSKA Svea KÖHRBRÜCK Laura MÜLLER	GER	3	0.159	3:26.24	Q	SB
4	POLAND Malgorzata HOLUB Patrycja WYCISZKIEWICZ Martyna DABROWSKA Iga BAUMGART	POL	9	0.215	3:26.47	q	SB
5	ITALY Mariabenedicta CHIGBOLU Maria Enrica SPACCA Libania GRENOT Ayomide FOLORUNSO	ITA	7	0.201	3:27.81		SB
6	UKRAINE Kateryna KLYMIUK Olha BIBIK Tetiana MELNYK Anastasiia BRYZGINA	UKR	8	0.196	3:31.84		
7	SOUTH AFRICA Justine PALFRAMAN Gena LÖFSTRAND Ariane NEL Wenda NEL	RSA	4	0.157	3:37.82		SB
	BAHAMAS Lanece CLARKE Christine AMERTIL Anthonique STRACHAN Shaquania DORSETT	BAH	6	0.214	DNF		

INTERMEDIATE TIMES	400m	JAMAICA	50.68
	800m	JAMAICA	1:42.03
	1200m	JAMAICA	2:32.93

ALL-TIME OUTDOOR TOP LIST				SEASON OUTDOOR TOP LIST			
RESULT	TEAM	VENUE	DATE	RESULT	TEAM	VENUE	2017
3:15.17	USSR (URS)	Seoul (Olympic Stadium)	1 Oct 88	3:21.66	UNITED STATES (USA)	London	12 Aug
3:15.51	UNITED STATES (USA)	Seoul (Olympic Stadium)	1 Oct 88	3:23.64	JAMAICA (JAM)	London	12 Aug
3:15.92	GERMAN DEMOCRATIC REPUBLIC (GDR)	off Stadium	3 Jun 84	3:24.74	GREAT BRITAIN & N.I. (GBR)	London	12 Aug
3:18.38	RUSSIA (RUS)	Stuttgart (Gottlieb-Daimler Stadion)	22 Aug 93	3:25.40	NIGERIA (NGR)	London	12 Aug
3:18.71	JAMAICA (JAM)	Daegu (DS)	3 Sep 11	3:26.24	GERMANY (GER)	London	12 Aug
3:20.04	GREAT BRITAIN & N.I. (GBR)	Osaka (Nagai Stadium)	2 Sep 07	3:26.47	POLAND (POL)	London	12 Aug
3:20.20	UNIFIED TEAM (EUN)	Barcelona (Estadio Olímpico)	8 Aug 92	3:26.90	BOTSWANA (BOT)	London	12 Aug
3:20.32	CZECHOSLOVAKIA (TCH)	Helsinki (Olympic Stadium)	14 Aug 83	3:27.59	FRANCE (FRA)	London	12 Aug
3:20.92	GERMANY (GER)	Athína (Olympic Stadium)	10 Aug 97	3:27.81	ITALY (ITA)	London	12 Aug
3:21.04	NIGERIA (NGR)	Atlanta (Olympic Stadium), GA	3 Aug 96	3:28.02	UKRAINE (UKR)	Villeneuve d'Ascq (Lille Métropole)	25 Jun
				3:28.02	AUSTRALIA (AUS)	London	12 Aug

Timing and Measurement by SEIKO

AT-4X4-W-h----.RS6..v1 Issued at 13:24 on Saturday, 12 August 2017

2 **2**

Official Partners



SUMMARY



100 Metres Hurdles Women - Heptathlon

RECORDS	RESULT	NAME	COUNTRY	AGE	VENUE	DATE
World Heptathlon Best	WHB	12.54	Jessica ENNIS-HILL	GBR	26	London (Olympic Stadium) 3 Aug 2012
Champ. Heptathlon Best	CHB	12.78	Eunice BARBER	FRA	27	Edmonton (Commonwealth Stadium) 4 Aug 2001
Area Record	AR		National Record	NR	Personal Best	PB
					Season Best	SB

5 August 2017

RANK	PLACE	HEAT	LANE	BIB	NAME	COUNTRY	DATE of BIRTH	RESULT	WIND	
1	1	4	3		Nadine VISSER	NED	9 Feb 95	12.85	0.0	1147
2	2	4	4		Kendell WILLIAMS	USA	14 Jun 95	13.02	0.0	1121
3	3	4	7		Carolin SCHÄFER	GER	5 Dec 91	13.09	0.0	1111
4	4	4	8		Erica BOUGARD	USA	26 Jul 93	13.24	0.0	1089
5	1	3	5		Anouk VETTER	NED	4 Feb 93	13.31	0.0	1078
6	5	4	6		Katarina JOHNSON-THOMPSON	GBR	9 Jan 93	13.33	0.0	1075
7	2	3	4		Grit ŠADEIKO	EST	29 Jul 89	13.37 (.365)	0.0	1069
8	6	4	5		Katerina CACHOVÁ	CZE	26 Feb 90	13.37 (.366)	0.0	1069
9	7	4	2		Antoinette NANA DJIMOU IDA	FRA	2 Aug 85	13.46	0.0	1056
10	3	3	2		Claudia SALMAN-RATH	GER	25 Apr 86	13.52	0.0	1047
11	4	3	8		Nafissatou THIAM	BEL	19 Aug 94	13.54	0.0	1044
12	1	2	2		Yorgelis RODRÍGUEZ	CUB	25 Jan 95	13.60	-0.3	1036
13	2	2	8		Ivona DADIC	AUT	29 Dec 93	13.68	-0.3	1024
14	3	2	4		Xénia KRIZSÁN	HUN	13 Jan 93	13.70	-0.3	1021
15	8	4	9		Laura IKAUNIECE-ADMIDINA	LAT	31 May 92	13.71 (.703)	0.0	1020
16	5	3	7		Odile AHOUANWANOU	BEN	5 Jan 91	13.71 (.706)	0.0	1020
17	4	2	5		Nadine BROERSEN	NED	29 Apr 90	13.79 (.786)	-0.3	1008
18	5	2	3		Verena PREINER	AUT	1 Feb 95	13.79 (.790)	-0.3	1008
19	1	1	8		Géraldine RUCKSTUHL	SUI	24 Feb 98	13.80	+0.3	1007
20	6	3	3		Sharon DAY-MONROE	USA	9 Jun 85	13.82	0.0	1004
21	7	3	6		Lecabela QUARESMA	POR	26 Dec 89	13.94	0.0	987
22	8	3	9		Caroline AGNOU	SUI	26 May 96	13.95	0.0	985
23	2	1	4		Evelis AGUILAR	COL	3 Jan 93	14.03 (.023)	+0.3	974
24	6	2	6		Alysbeth FELIX	PUR	7 Mar 93	14.03 (.025)	-0.3	974
25	7	2	9		Eliška KLUCINOVÁ	CZE	14 Apr 88	14.03 (.030)	-0.3	974
26	8	2	7		Györgyi ZSIVOCZKY-FARKAS	HUN	13 Feb 85	14.05	-0.3	971
27	3	1	5		Swapna BARMAN	IND	29 Oct 96	14.14	+0.3	959
28	4	1	6		Tamara DE SOUSA	BRA	8 Sep 93	14.16	+0.3	956
29	5	1	7		Alina SHUKH	UKR	12 Feb 99	14.32	+0.3	934
30	6	1	2		Hanne MAUDENS	BEL	12 Mar 97	14.47	+0.3	913
31	7	1	3		Vanessa CHEFER	BRA	5 Mar 90	14.94	+0.3	850

RESULTS



100 Metres Hurdles Women - Heptathlon

RECORDS	RESULT	NAME	COUNTRY	AGE	VENUE	DATE	
World Heptathlon Best	WHB	12.54	Jessica ENNIS-HILL	GBR	26	London (Olympic Stadium)	3 Aug 2012
Champ. Heptathlon Best	CHB	12.78	Eunice BARBER	FRA	27	Edmonton (Commonwealth Stadium)	4 Aug 2001

Area Record	AR	National Record	NR	Personal Best	PB	Season Best	SB
-------------	-----------	-----------------	-----------	---------------	-----------	-------------	-----------

Heat 1 4 5 August 2017 10:05 START TIME 17° C TEMPERATURE 68 % HUMIDITY +0.3 m/s WIND

PLACE	NAME	COUNTRY	DATE OF BIRTH	LANE	RESULT	REACTION	Fn	POINTS	TOTAL
1	Géraldine RUCKSTUHL	SUI	24 Feb 98	8	13.80	PB	0.155	1007	1007
2	Evelis AGUILAR	COL	3 Jan 93	4	14.03	[.023]	0.175	974	974
3	Swapna BARMAN	IND	29 Oct 96	5	14.14		0.189	959	959
4	Tamara DE SOUSA	BRA	8 Sep 93	6	14.16		0.191	956	956
5	Alina SHUKH	UKR	12 Feb 99	7	14.32	PB	0.161	934	934
6	Hanne MAUDENS	BEL	12 Mar 97	2	14.47		0.183	913	913
7	Vanessa CHEFER	BRA	5 Mar 90	3	14.94		0.166	850	850

Heat 2 4 5 August 2017 10:13 START TIME 17° C TEMPERATURE 68 % HUMIDITY -0.3 m/s WIND

PLACE	NAME	COUNTRY	DATE OF BIRTH	LANE	RESULT	REACTION	Fn	POINTS	TOTAL	
1	Yorgelis RODRÍGUEZ	CUB	25 Jan 95	2	13.60	SB	0.152	1036	1036	
2	Ivona DADIC	AUT	29 Dec 93	8	13.68	PB	0.198	F2 1024	1024	
3	Xénia KRIZSÁN	HUN	13 Jan 93	4	13.70		0.158	1021	1021	
4	Nadine BROERSEN	NED	29 Apr 90	5	13.79	[.786]	0.213	1008	1008	
5	Verena PREINER	AUT	1 Feb 95	3	13.79	[.790]	PB	0.152	1008	1008
6	Alysbeth FELIX	PUR	7 Mar 93	6	14.03	[.025]	0.177	F1 974	974	
7	Eliška KLUCINOVÁ	CZE	14 Apr 88	9	14.03	[.030]	0.155	974	974	
8	Györgyi ZSIVOCZKY-FARKAS	HUN	13 Feb 85	7	14.05		0.206	971	971	

Heat 3 4 5 August 2017 10:24 START TIME 17° C TEMPERATURE 68 % HUMIDITY 0.0 m/s WIND

PLACE	NAME	COUNTRY	DATE OF BIRTH	LANE	RESULT	REACTION	Fn	POINTS	TOTAL
1	Anouk VETTER	NED	4 Feb 93	5	13.31	SB	0.116	1078	1078
2	Grit ŠADEIKO	EST	29 Jul 89	4	13.37	[.365]	0.146	1069	1069
3	Claudia SALMAN-RATH	GER	25 Apr 86	2	13.52		0.140	1047	1047
4	Nafissatou THIAM	BEL	19 Aug 94	8	13.54		0.158	1044	1044
5	Odile AHOUANWANOU	BEN	5 Jan 91	7	13.71	[.706]	0.193	1020	1020
6	Sharon DAY-MONROE	USA	9 Jun 85	3	13.82		0.312	1004	1004
7	Lecabela QUARESMA	POR	26 Dec 89	6	13.94		0.154	987	987
8	Caroline AGNOU	SUI	26 May 96	9	13.95		0.162	985	985

Heat 4 4 5 August 2017 10:33 START TIME 17° C TEMPERATURE 68 % HUMIDITY 0.0 m/s WIND

PLACE	NAME	COUNTRY	DATE OF BIRTH	LANE	RESULT	REACTION	Fn	POINTS	TOTAL
1	Nadine VISSER	NED	9 Feb 95	3	12.85		0.155	1147	1147
2	Kendell WILLIAMS	USA	14 Jun 95	4	13.02		0.151	1121	1121
3	Carolin SCHÄFER	GER	5 Dec 91	7	13.09		0.137	1111	1111
4	Erica BOUGARD	USA	26 Jul 93	8	13.24		0.189	1089	1089
5	Katarina JOHNSON-THOMPSON	GBR	9 Jan 93	6	13.33		0.195	1075	1075
6	Katerina CACHOVÁ	CZE	26 Feb 90	5	13.37	[.366]	0.131	1069	1069
7	Antoinette NANA DJIMOU IDA	FRA	2 Aug 85	2	13.46		0.163	1056	1056
8	Laura IKAUNIECE-ADMIDINA	LAT	31 May 92	9	13.71	[.703]	0.163	1020	1020



RESULTS
100 Metres Hurdles Women - Heptathlon

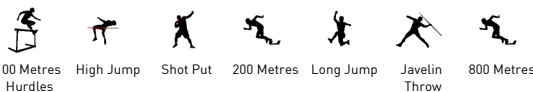
Official Partners



HEPTATHLON SUMMARY AFTER 1 EVENT

RECORDS	RESULT	NAME	COUNTRY	AGE	VENUE	DATE
World Record WR	7291	Jackie JOYNER-KERSEE	USA	26	Seoul (Olympic Stadium)	24 Sep 1988
Championships Record CR	7128	Jackie JOYNER-KERSEE	USA	25	Roma (Stadio Olimpico)	1 Sep 1987
World Leading WL	7013	Nafissatou THIAM	BEL	23	Götzis (Mösle-Stadium)	28 May 2017

5-6 August 2017



PLACE	BIB	NAME	COUNTRY	POINTS	POINTS BEHIND LEADER	100 Metres Hurdles	High Jump	Shot Put	200 Metres	Long Jump	Javelin Throw	800 Metres
1		Nadine VISSER	NED	1147		12.85 (0.0) 1147 (1)						
2		Kendell WILLIAMS	USA	1121	-26	13.02 (0.0) 1121 (2)						
3		Carolin SCHÄFER	GER	1111	-36	13.09 (0.0) 1111 (3)						
4		Erica BOUGARD	USA	1089	-58	13.24 (0.0) 1089 (4)						
5		Anouk VETTER	NED	1078	-69	13.31 (0.0) 1078 (5)						
6		Katarina JOHNSON-THOMPSON	GBR	1075	-72	13.33 (0.0) 1075 (6)						
7		Grit ŠADEIKO	EST	1069	-78	13.37 (0.0) 1069 (7)						
7		Katerina CACHOVÁ	CZE	1069	-78	13.37 (0.0) 1069 (8)						
9		Antoinette NANA DJIMOU IDA	FRA	1056	-91	13.46 (0.0) 1056 (9)						
10		Claudia SALMAN-RATH	GER	1047	-100	13.52 (0.0) 1047 (10)						
11		Nafissatou THIAM	BEL	1044	-103	13.54 (0.0) 1044 (11)						
12		Yorgelis RODRÍGUEZ	CUB	1036	-111	13.60 (-0.3) 1036 (12)						
13		Ivona DADIC	AUT	1024	-123	13.68 (-0.3) 1024 (13)						
14		Xénia KRIZSÁN	HUN	1021	-126	13.70 (-0.3) 1021 (14)						
15		Laura IKAUNIECE-ADMIDINA	LAT	1020	-127	13.71 (0.0) 1020 (15)						
15		Odite AHOUANWANOU	BEN	1020	-127	13.71 (0.0) 1020 (16)						

HEPTATHLON SUMMARY AFTER 1 EVENTS

5-6 August 2017



PLACE	BIB	NAME	COUNTRY	POINTS	POINTS BEHIND LEADER	100 Metres Hurdles	High Jump	Shot Put	200 Metres	Long Jump	Javelin Throw	800 Metres
17		Nadine BROERSEN	NED	1008	-139	13.79 (-0.3) 1008 (17)						
17		Verena PREINER	AUT	1008	-139	13.79 (-0.3) 1008 (18)						
19		Géraldine RUCKSTUHL	SUI	1007	-140	13.80 (+0.3) 1007 (19)						
20		Sharon DAY-MONROE	USA	1004	-143	13.82 (0.0) 1004 (20)						
21		Lecabela QUARESMA	POR	987	-160	13.94 (0.0) 987 (21)						
22		Caroline AGNOU	SUI	985	-162	13.95 (0.0) 985 (22)						
23		Alysbeth FELIX	PUR	974	-173	14.03 (-0.3) 974 (24)						
23		Eliška KLUCINOVÁ	CZE	974	-173	14.03 (-0.3) 974 (25)						
23		Evelis AGUILAR	COL	974	-173	14.03 (+0.3) 974 (23)						
26		Györgyi ZSIVOCZKY-FARKAS	HUN	971	-176	14.05 (-0.3) 971 (26)						
27		Swapna BARMAN	IND	959	-188	14.14 (+0.3) 959 (27)						
28		Tamara DE SOUSA	BRA	956	-191	14.16 (+0.3) 956 (28)						
29		Alina SHUKH	UKR	934	-213	14.32 (+0.3) 934 (29)						
30		Hanne MAUDENS	BEL	913	-234	14.47 (+0.3) 913 (30)						
31		Vanessa CHEFER	BRA	850	-297	14.94 (+0.3) 850 (31)						



SUMMARY



High Jump Women - Heptathlon

RECORDS	RESULT	NAME	COUNTRY	AGE	VENUE	DATE	
World Heptathlon Best	WHB	1.98 Nafissatou THIAM	BEL	22	Rio de Janeiro (Estádio Olímpico)	12 Aug 2016	
World Heptathlon Best	WHB	1.98 Katarina JOHNSON-THOMPSON	GBR	23	Rio de Janeiro (Estádio Olímpico)	12 Aug 2016	
World Heptathlon Best	WHB	1.98 Nafissatou THIAM	BEL	23	Götzis (Mösle-Stadium)	27 May 2017	
Champ. Heptathlon Best	CHB	1.95 Carolina KLÜFT	SWE	24	Osaka (Nagai Stadium)	25 Aug 2007	
Area Record	AR	National Record	NR	Personal Best	PB	Season Best	SB

5 August 2017

RANK	PLACE	GROUP	BIB	NAME	COUNTRY	DATE of BIRTH	RESULT	
1	1	A		Nafissatou THIAM	BEL	19 Aug 94	1.95	CHB 1171
2	2	A		Yorgelis RODRÍGUEZ	CUB	25 Jan 95	1.95	CHB 1171
3	3	A		Carolin SCHÄFER	GER	5 Dec 91	1.86	PB 1054
3	3	A		Eliška KLUCINOVÁ	CZE	14 Apr 88	1.86	1054
5	5	A		Nadine BROERSEN	NED	29 Apr 90	1.83	1016
6	6	A		Alina SHUKH	UKR	12 Feb 99	1.83	1016
7	7	A		Katarina JOHNSON-THOMPSON	GBR	9 Jan 93	1.80	978
8	8	A		Ivona DADIC	AUT	29 Dec 93	1.80	978
9	9	A		Géraldine RUCKSTUHL	SUI	24 Feb 98	1.80	978
10	10	A		Györgyi ZSIVOCZKY-FARKAS	HUN	13 Feb 85	1.77	941
11	11	A		Xénia KRIZSÁN	HUN	13 Jan 93	1.77	941
12	1	B		Anouk VETTER	NED	4 Feb 93	1.77	SB 941
12	1	B		Hanne MAUDENS	BEL	12 Mar 97	1.77	941
14	3	B		Nadine VISSER	NED	9 Feb 95	1.77	SB 941
15	4	B		Claudia SALMAN-RATH	GER	25 Apr 86	1.74	SB 903
15	4	B		Tamara DE SOUSA	BRA	8 Sep 93	1.74	903
17	12	A		Erica BOUGARD	USA	26 Jul 93	1.74	903
18	13	A		Sharon DAY-MONROE	USA	9 Jun 85	1.74	903
19	6	B		Grit ŠADEIKO	EST	29 Jul 89	1.74	SB 903
19	14	A		Kendell WILLIAMS	USA	14 Jun 95	1.74	903
21	7	B		Katerina CACHOVÁ	CZE	26 Feb 90	1.74	903
22	8	B		Odile AHOUANWANOU	BEN	5 Jan 91	1.74	903
23	9	B		Verena PREINER	AUT	1 Feb 95	1.71	867
23	15	A		Swapna BARMAN	IND	29 Oct 96	1.71	867
25	10	B		Alysbeth FELIX	PUR	7 Mar 93	1.71	867
26	11	B		Antoinette NANA DJIMOU IDA	FRA	2 Aug 85	1.71	867
27	12	B		Lecabela QUARESMA	POR	26 Dec 89	1.71	867
28	13	B		Evelis AGUILAR	COL	3 Jan 93	1.68	830
29	14	B		Vanessa CHEFER	BRA	5 Mar 90	1.68	830
30	15	B		Caroline AGNOU	SUI	26 May 96	1.68	830
		B		Laura IKAUNIECE-ADMIDINA	LAT	31 May 92	DNS	

RESULTS



High Jump Women - Heptathlon

RECORDS	RESULT	NAME	COUNTRY	AGE	VENUE	DATE	
World Heptathlon Best	WHB	1.98	Nafissatou THIAM	BEL	22	Rio de Janeiro (Estádio Olímpico)	12 Aug 2016
World Heptathlon Best	WHB	1.98	Katarina JOHNSON-THOMPSON	GBR	23	Rio de Janeiro (Estádio Olímpico)	12 Aug 2016
World Heptathlon Best	WHB	1.98	Nafissatou THIAM	BEL	23	Götzis (Mösle-Stadium)	27 May 2017
Champ. Heptathlon Best	CHB	1.95	Carolina KLÜFT	SWE	24	Osaka (Nagai Stadium)	25 Aug 2007
Area Record	AR	National Record	NR	Personal Best	PB	Season Best	SB

Group A

5 August 2017 11:29 START TIME 19° C TEMPERATURE 56 % HUMIDITY
13:46 END TIME 18° C

PLACE	NAME	COUNTRY	DATE of BIRTH	ORDER	RESULT	1.65	1.68	1.71	1.74	1.77	1.80	1.83	1.86	1.89	1.92	1.95	POINTS	TOTAL
1	Nafissatou THIAM	BEL	19 Aug 94	7	1.95	CHB	-	-	-	-	0	-	0	0	0	0	1171	2215
2	Yorgelis RODRÍGUEZ	CUB	25 Jan 95	11	1.95	CHB	XXX	-	-	0	0	0	0	XO	XXO	XO	1171	2207
3	Eliška KLUCINOVÁ	CZE	14 Apr 88	4	1.86		-	0	0	0	0	XXO	XO	XXX			1054	2028
3	Carolin SCHÄFER	GER	5 Dec 91	13	1.86	PB	-	-	0	XO	0	XO	0	XXX			1054	2165
5	Nadine BROERSEN	NED	29 Apr 90	14	1.83		-	-	0	0	0	XO	XXX				1016	2024
6	Alina SHUKH	UKR	12 Feb 99	6	1.83		-	-	-	XO	0	0	XO	XXX			1016	1950
7	Katarina JOHNSON-THOMPSON	GBR	9 Jan 93	10	1.80		-	-	-	-	0	-	XXX				978	2053
8	Ivona DADIC	AUT	29 Dec 93	2	1.80		-	XO	0	0	0	0	XXX				978	2002
9	Géraldine RUCKSTUHL	SUI	24 Feb 98	15	1.80		-	0	0	0	XXO	XXO	XXX				978	1985
10	Györgyi ZSIVOCZKY-FARKAS	HUN	13 Feb 85	5	1.77		-	0	-	0	0	XXX					941	1912
11	Xénia KRIZSÁN	HUN	13 Jan 93	9	1.77		0	0	0	XXO	0	XXX					941	1962
12	Erica BOUGARD	USA	26 Jul 93	8	1.74		-	-	XO	0	-	XXX					903	1992
13	Sharon DAY-MONROE	USA	9 Jun 85	12	1.74		-	-	0	XO	XXX						903	1907
14	Kendell WILLIAMS	USA	14 Jun 95	3	1.74		-	0	XO	XO	XXX						903	2024
15	Swapna BARMAN	IND	29 Oct 96	1	1.71		-	0	0	XXX							867	1826

RESULTS
High Jump Women - Heptathlon

Group B

5 August 2017 11:30 START TIME 19° C TEMPERATURE 56 % HUMIDITY
13:20 END TIME 18° C 68 %

PLACE	NAME	COUNTRY	DATE of BIRTH	ORDER	RESULT	1.53	1.56	1.59	1.62	1.65	1.68	1.71	1.74	1.77	1.80	POINTS	TOTAL
1	Hanne MAUDENS	BEL	12 Mar 97	3	1.77	-	-	-	-	-	0	0	XO	XXX		941	1854
1	Anouk VETTER	NED	4 Feb 93	13	1.77 SB	-	-	-	-	-	0	0	0	XO	XXX	941	2019
3	Nadine VISSER	NED	9 Feb 95	15	1.77 SB	-	-	-	-	0	0	XO	XO	XXO	XXX	941	2088
4	Tamara DE SOUSA	BRA	8 Sep 93	10	1.74	-	-	0	-	0	-	0	0	XXX		903	1859
4	Claudia SALMAN-RATH	GER	25 Apr 86	5	1.74 SB	-	-	-	0	0	0	0	0	XXX		903	1950
6	Grit ŠADEIKO	EST	29 Jul 89	14	1.74 SB	-	-	-	-	0	XO	0	XO	XXX		903	1972
7	Katerina CACHOVÁ	CZE	26 Feb 90	12	1.74	-	-	-	0	0	XO	0	XXO	XXX		903	1972
8	Odile AHOUANWANOU	BEN	5 Jan 91	2	1.74	-	-	0	-	0	XXO	0	XXO	XXX		903	1923
9	Verena PREINER	AUT	1 Feb 95	11	1.71	-	-	-	0	0	0	0	XXX		867	1875	
10	Alysbeth FELIX	PUR	7 Mar 93	4	1.71	-	-	-	-	-	XO	0	XXX		867	1841	
11	Antoinette NANA DJIMOU IDA	FRA	2 Aug 85	1	1.71	-	-	-	-	0	XXO	XO	XXX		867	1923	
12	Lecabela QUARESMA	POR	26 Dec 89	9	1.71	-	-	-	0	0	0	XXO	XXX		867	1854	
13	Evelis AGUILAR	COL	3 Jan 93	7	1.68	-	-	0	0	0	0	XXX			830	1804	
14	Vanessa CHEFER	BRA	5 Mar 90	16	1.68	-	-	0	0	0	XO	XXX			830	1680	
15	Caroline AGNOU	SUI	26 May 96	8	1.68	-	-	-	-	XO	XXO	XXX			830	1815	
	Laura IKAUNIECE-ADMIDINA	LAT	31 May 92	6	DNS												0

SUMMARY



Long Jump Women - Heptathlon

RECORDS	RESULT	NAME	COUNTRY	AGE	VENUE	DATE	
World Heptathlon Best	WHB	7.27 Jackie JOYNER-KERSEE	USA	26	Seoul (Olympic Stadium)	24 Sep 1988	
Champ. Heptathlon Best	CHB	7.14 Jackie JOYNER-KERSEE	USA	25	Roma (Stadio Olimpico)	1 Sep 1987	
Area Record	AR	National Record	NR	Personal Best	PB	Season Best	SB

6 August 2017

RANK	PLACE	GROUP	BIB	NAME	COUNTRY	DATE of BIRTH	RESULT		WIND	
1	1	B		Nafissatou THIAM	BEL	19 Aug 94	6.57	SB	-0.5	1030
2	2	B		Katarina JOHNSON-THOMPSON	GBR	9 Jan 93	6.56		-0.1	1027
3	3	B		Claudia SALMAN-RATH	GER	25 Apr 86	6.55		-0.2	1023
4	1	A		Anouk VETTER	NED	4 Feb 93	6.32	SB	-1.0	949
5	2	A		Nadine VISSER	NED	9 Feb 95	6.30	SB	-0.6	943
6	4	B		Yorgelis RODRÍGUEZ	CUB	25 Jan 95	6.23		-0.6	921
7	5	B		Caroline AGNOU	SUI	26 May 96	6.22		-0.7	918
8	6	B		Carolin SCHÄFER	GER	5 Dec 91	6.20		-0.7	912
9	7	B		Kendell WILLIAMS	USA	14 Jun 95	6.19		-1.7	908
10	8	B		Eliška KLUCINOVÁ	CZE	14 Apr 88	6.16		-0.5	899
11	9	B		Katerina CACHOVÁ	CZE	26 Feb 90	6.15		-1.2	896
12	10	B		Hanne MAUDENS	BEL	12 Mar 97	6.15		+0.1	896
13	11	B		Erica BOUGARD	USA	26 Jul 93	6.09		-1.0	877
14	12	B		Antoinette NANA DJIMOU IDA	FRA	2 Aug 85	6.05		+0.1	865
15	3	A		Grit ŠADEIKO	EST	29 Jul 89	6.00		-0.5	850
16	13	B		Ivona DADIC	AUT	29 Dec 93	5.98		-0.4	843
17	4	A		Verena PREINER	AUT	1 Feb 95	5.98		w	843
18	5	A		Nadine BROERSEN	NED	29 Apr 90	5.95		-0.9	834
19	14	B		Györgyi ZSIVOCZKY-FARKAS	HUN	13 Feb 85	5.94		-0.8	831
20	6	A		Xénia KRIZSÁN	HUN	13 Jan 93	5.93		-0.5	828
21	7	A		Odile AHOUANWANOU	BEN	5 Jan 91	5.92	PB	-1.2	825
22	8	A		Lecabela QUARESMA	POR	26 Dec 89	5.88		-0.9	813
23	9	A		Alysbeth FELIX	PUR	7 Mar 93	5.86	SB	-0.7	807
24	10	A		Alina SHUKH	UKR	12 Feb 99	5.85		+0.1	804
25	11	A		Géraldine RUCKSTUHL	SUI	24 Feb 98	5.82		+0.5	795
26	12	A		Tamara DE SOUSA	BRA	8 Sep 93	5.69		-0.4	756
27	13	A		Sharon DAY-MONROE	USA	9 Jun 85	5.61		-0.6	732
28	14	A		Swapna BARMAN	IND	29 Oct 96	5.53		+0.1	709
29	15	A		Vanessa CHEFER	BRA	5 Mar 90	5.23		-0.1	623
		B		Evelis AGUILAR	COL	3 Jan 93	DNS			

RESULTS



Long Jump Women - Heptathlon

RECORDS	RESULT	NAME	COUNTRY	AGE	VENUE	DATE		
World Heptathlon Best	WHB	7.27	Jackie JOYNER-KERSEE	USA	26	Seoul (Olympic Stadium) 24 Sep 1988		
Champ. Heptathlon Best	CHB	7.14	Jackie JOYNER-KERSEE	USA	25	Roma (Stadio Olimpico) 1 Sep 1987		
Area Record	AR		National Record	NR	Personal Best	PB	Season Best	SB

Group A

6 August 2017 09:59 START TIME 16° C TEMPERATURE 72% HUMIDITY
11:06 END TIME 18° C

PLACE	NAME	COUNTRY	DATE of BIRTH	ORDER	RESULT	1	2	3	POINTS	TOTAL
1	Anouk VETTER	NED	4 Feb 93	1	6.32 -1.0	X +0.6	5.99 -0.5	6.32 -1.0	949	4781
2	Nadine VISSER	NED	9 Feb 95	6	6.30 -0.6	5.97 -0.7	6.00 -0.4	6.30 -0.6	943	4763
3	Grit ŠADEIKO	EST	29 Jul 89	8	6.00 -0.5	6.00 -0.5	X 0.0	5.72 +0.2	850	4444
4	Verena PREINER	AUT	1 Feb 95	7	5.98 +2.2	5.98 w +2.2	5.79 +0.1	5.55 -1.1	843	4395
5	Nadine BROERSEN	NED	29 Apr 90	13	5.95 -0.9	5.89 -0.9	5.95 -0.9	5.77 -1.0	834	4547
6	Xénia KRIZSÁN	HUN	13 Jan 93	15	5.93 -0.5	X -0.4	5.93 -0.5	X -0.1	828	4466
7	Odile AHOUANWANOU	BEN	5 Jan 91	11	5.92 -1.2	5.38 -0.4	5.92 -1.2	5.46 -1.6	825	4561
8	Lecabela QUARESMA	POR	26 Dec 89	10	5.88 -0.9	5.88 -0.9	X -0.2	5.84 -0.5	813	4278
9	Alysbeth FELIX	PUR	7 Mar 93	12	5.86 -0.7	X -0.4	5.85 -0.5	5.86 -0.7	807	4083
10	Alina SHUKH	UKR	12 Feb 99	9	5.85 +0.1	X -0.5	5.80 -0.5	5.85 +0.1	804	4277
11	Géraldine RUCKSTUHL	SUI	24 Feb 98	2	5.82 +0.5	5.37 -0.6	5.69 -0.3	5.82 +0.5	795	4433
12	Tamara DE SOUSA	BRA	8 Sep 93	14	5.69 -0.4	5.69 -0.4	X -0.6	5.40 -0.2	756	4308
13	Sharon DAY-MONROE	USA	9 Jun 85	5	5.61 -0.6	5.49	5.61 -0.6	X -0.8	732	4399
14	Swapna BARMAN	IND	29 Oct 96	3	5.53 +0.1	5.48 -0.4	5.53 +0.1	5.49 -0.9	709	3876
15	Vanessa CHEFER	BRA	5 Mar 90	4	5.23 -0.1	X -1.0	5.22 -0.3	5.23 -0.1	623	3845

RESULTS
Long Jump Women - Heptathlon

Group B

6 August 2017 10:00 START TIME 16° C 72 %
TEMPERATURE HUMIDITY
11:03 END TIME 18° C 60 %

PLACE	NAME	COUNTRY	DATE of BIRTH	ORDER	RESULT	1	2	3	POINTS	TOTAL
1	Nafissatou THIAM	BEL	19 Aug 94	8	6.57 -0.5	6.20 +0.6	6.33 -0.4	6.57 -0.5	1030	5044
2	Katarina JOHNSON-THOMPSON	GBR	9 Jan 93	15	6.56 -0.1	6.56 -0.1	X -1.3	6.45 -0.9	1027	4865
3	Claudia SALMAN-RATH	GER	25 Apr 86	3	6.55 -0.2	6.50 -0.1	6.46 -0.1	6.55 -0.2	1023	4678
4	Yorgelis RODRÍGUEZ	CUB	25 Jan 95	14	6.23 -0.6	5.77 -1.0	6.23 -0.6	4.40 -0.4	921	4826
5	Caroline AGNOU	SUI	26 May 96	2	6.22 -0.7	6.05 -0.3	X -0.6	6.22 -0.7	918	4423
6	Carolin SCHÄFER	GER	5 Dec 91	13	6.20 -0.7	6.10 -1.1	6.20 -0.7	X -0.4	912	4948
7	Kendell WILLIAMS	USA	14 Jun 95	5	6.19 -1.7	5.94 +0.4	5.84 0.0	6.19 -1.7	908	4594
8	Eliška KLUCINOVÁ	CZE	14 Apr 88	6	6.16 -0.5	5.78 +0.6	6.16 -0.5	6.13 -0.8	899	4688
9	Katerina CACHOVÁ	CZE	26 Feb 90	9	6.15 -1.2	6.03 -0.3	X -0.9	6.15 -1.2	896	4447
10	Hanne MAUDENS	BEL	12 Mar 97	4	6.15 +0.1	5.80 -0.6	6.15 +0.1	5.88 -0.7	896	4246
11	Erica BOUGARD	USA	26 Jul 93	10	6.09 -1.0	6.01 -1.2	4.53 -0.6	6.09 -1.0	877	4505
12	Antoinette NANA DJIMOU IDA	FRA	2 Aug 85	11	6.05 +0.1	6.04 -0.9	5.99 -1.1	6.05 +0.1	865	4494
13	Ivona DADIC	AUT	29 Dec 93	12	5.98 -0.4	5.90 -0.3	5.75 -0.3	5.98 -0.4	843	4597
14	Györgyi ZSIVOCZKY-FARKAS	HUN	13 Feb 85	1	5.94 -0.8	X +0.4	5.94 -0.8	X -0.8	831	4372
	Evelis AGUILAR	COL	3 Jan 93	7	DNS					0

HEPTATHLON SUMMARY AFTER 2 EVENTS

RECORDS	RESULT	NAME	COUNTRY	AGE	VENUE	DATE
World Record WR	7291	Jackie JOYNER-KERSEE	USA	26	Seoul (Olympic Stadium)	24 Sep 1988
Championships Record CR	7128	Jackie JOYNER-KERSEE	USA	25	Roma (Stadio Olimpico)	1 Sep 1987
World Leading WL	7013	Nafissatou THIAM	BEL	23	Götztis (Mösle-Stadium)	28 May 2017

5-6 August 2017



PLACE	BIB	NAME	COUNTRY	POINTS	POINTS BEHIND LEADER	100 Metres Hurdles	High Jump	Shot Put	200 Metres	Long Jump	Javelin Throw	800 Metres
1		Nafissatou THIAM	BEL	2215		13.54 (0.0) 1044 (11)	1.95 1171 (1) 2215 (1)					
2		Yorgelis RODRÍGUEZ	CUB	2207	-8	13.60 (-0.3) 1036 (12)	1.95 1171 (2) 2207 (2)					
3		Carolin SCHÄFER	GER	2165	-50	13.09 (0.0) 1111 (3)	1.86 1054 (3) 2165 (3)					
4		Nadine VISSER	NED	2088	-127	12.85 (0.0) 1147 (1)	1.77 941 (14) 2088 (4)					
5		Katarina JOHNSON-THOMPSON	GBR	2053	-162	13.33 (0.0) 1075 (6)	1.80 978 (7) 2053 (5)					
6		Eliška KLUCINOVÁ	CZE	2028	-187	14.03 (-0.3) 974 (25)	1.86 1054 (3) 2028 (6)					
7		Kendell WILLIAMS	USA	2024	-191	13.02 (0.0) 1121 (2)	1.74 903 (19) 2024 (7)					
8		Nadine BROERSEN	NED	2024	-191	13.79 (-0.3) 1008 (17)	1.83 1016 (5) 2024 (8)					
9		Anouk VETTER	NED	2019	-196	13.31 (0.0) 1078 (5)	1.77 941 (12) 2019 (9)					
10		Ivona DADIC	AUT	2002	-213	13.68 (-0.3) 1024 (13)	1.80 978 (8) 2002 (10)					
11		Erica BOUGARD	USA	1992	-223	13.24 (0.0) 1089 (4)	1.74 903 (17) 1992 (11)					
12		Géraldine RUCKSTUHL	SUI	1985	-230	13.80 (+0.3) 1007 (19)	1.80 978 (9) 1985 (12)					
13		Grit ŠADEIKO	EST	1972	-243	13.37 (0.0) 1069 (7)	1.74 903 (19) 1972 (13)					
13		Katerina CACHOVÁ	CZE	1972	-243	13.37 (0.0) 1069 (8)	1.74 903 (21) 1972 (13)					
15		Xénia KRIZSÁN	HUN	1962	-253	13.70 (-0.3) 1021 (14)	1.77 941 (11) 1962 (15)					
16		Claudia SALMAN-RATH	GER	1950	-265	13.52 (0.0) 1047 (10)	1.74 903 (15) 1950 (16)					

HEPTATHLON SUMMARY AFTER 2 EVENTS

5-6 August 2017



PLACE	BIB	NAME	COUNTRY	POINTS	POINTS BEHIND LEADER	100 Metres Hurdles	High Jump	Shot Put	200 Metres	Long Jump	Javelin Throw	800 Metres
17		Alina SHUKH	UKR	1950	-265	14.32 (+0.3) 934 (29)	1.83 1016 (6) 1950 (17)					
18		Antoinette NANA DJIMOU IDA	FRA	1923	-292	13.46 (0.0) 1056 (9)	1.71 867 (26) 1923 (18)					
19		Odile AHOUANWANOU	BEN	1923	-292	13.71 (0.0) 1020 (16)	1.74 903 (22) 1923 (19)					
20		Györgyi ZSIVOCZKY-FARKAS	HUN	1912	-303	14.05 (-0.3) 971 (26)	1.77 941 (10) 1912 (20)					
21		Sharon DAY-MONROE	USA	1907	-308	13.82 (0.0) 1004 (20)	1.74 903 (18) 1907 (21)					
22		Verena PREINER	AUT	1875	-340	13.79 (-0.3) 1008 (18)	1.71 867 (23) 1875 (22)					
23		Tamara DE SOUSA	BRA	1859	-356	14.16 (+0.3) 956 (28)	1.74 903 (15) 1859 (23)					
24		Lecabela QUARESMA	POR	1854	-361	13.94 (0.0) 987 (21)	1.71 867 (27) 1854 (24)					
25		Hanne MAUDENS	BEL	1854	-361	14.47 (+0.3) 913 (30)	1.77 941 (12) 1854 (25)					
26		Alysbeth FELIX	PUR	1841	-374	14.03 (-0.3) 974 (24)	1.71 867 (25) 1841 (26)					
27		Swapna BARMAN	IND	1826	-389	14.14 (+0.3) 959 (27)	1.71 867 (23) 1826 (27)					
28		Caroline AGNOU	SUI	1815	-400	13.95 (0.0) 985 (22)	1.68 830 (30) 1815 (28)					
29		Evelis AGUILAR	COL	1804	-411	14.03 (+0.3) 974 (23)	1.68 830 (28) 1804 (29)					
30		Vanessa CHEFER	BRA	1680	-535	14.94 (+0.3) 850 (31)	1.68 830 (29) 1680 (30)					
		Laura IKAUNIECE-ADMIDINA	LAT	DNF		13.71 (0.0) 1020 (15)	DNS					



SUMMARY



Shot Put Women - Heptathlon

ATHLETE VETTER ATTEMPT 3 AMENDED

RECORDS	RESULT	NAME	COUNTRY	AGE	VENUE	DATE
World Heptathlon Best WHB	17.31	Austra SKUJYTE	LTU	33	London (Olympic Stadium)	3 Aug 2012
Champ. Heptathlon Best CHB	17.03	Austra SKUJYTE	LTU	28	Osaka (Nagai Stadium)	25 Aug 2007
Area Record AR		National Record NR		Personal Best PB		Season Best SB

5 August 2017

RANK	PLACE	GROUP	BIB	NAME	COUNTRY	DATE of BIRTH	RESULT	
1	1	A		Nafissatou THIAM	BEL	19 Aug 94	15.17	872
2	2	A		Sharon DAY-MONROE	USA	9 Jun 85	15.14	870
3	3	A		Anouk VETTER	NED	4 Feb 93	15.09	867
4	4	A		Carolin SCHÄFER	GER	5 Dec 91	14.84	850 PB
5	5	A		Eliška KLUCINOVÁ	CZE	14 Apr 88	14.80	848 SB
6	6	A		Odile AHOUANWANOU	BEN	5 Jan 91	14.71	841
7	7	A		Antoinette NANA DJIMOU IDA	FRA	2 Aug 85	14.61	835
8	8	A		Xénia KRIZSÁN	HUN	13 Jan 93	14.14	803
9	9	A		Nadine BROERSEN	NED	29 Apr 90	14.09	800
10	10	A		Ivona DADIC	AUT	29 Dec 93	13.82	782
11	11	A		Alina SHUKH	UKR	12 Feb 99	13.75	777
12	12	A		Györgyi ZSIVOCZKY-FARKAS	HUN	13 Feb 85	13.75	777
13	13	A		Tamara DE SOUSA	BRA	8 Sep 93	13.69	773
14	14	A		Caroline AGNOU	SUI	26 May 96	13.64	770
15	15	A		Lecabela QUARESMA	POR	26 Dec 89	13.48	759
16	1	B		Yorgelis RODRÍGUEZ	CUB	25 Jan 95	13.45	757
17	2	B		Evelis AGUILAR	COL	3 Jan 93	13.39	753
18	3	B		Géraldine RUCKSTUHL	SUI	24 Feb 98	13.36	751
19	16	A		Verena PREINER	AUT	1 Feb 95	13.16	738
20	4	B		Nadine VISSER	NED	9 Feb 95	12.96	725
21	5	B		Claudia SALMAN-RATH	GER	25 Apr 86	12.84	717
22	6	B		Kendell WILLIAMS	USA	14 Jun 95	12.73	709
23	7	B		Grit ŠADEIKO	EST	29 Jul 89	12.55	698
24	8	B		Katarina JOHNSON-THOMPSON	GBR	9 Jan 93	12.47	692
25	9	B		Vanessa CHEFER	BRA	5 Mar 90	12.12	669
26	10	B		Katerina CACHOVÁ	CZE	26 Feb 90	11.84	651
27	11	B		Hanne MAUDENS	BEL	12 Mar 97	11.80	648
28	12	B		Erica BOUGARD	USA	26 Jul 93	11.41	622
29	13	B		Alysbeth FELIX	PUR	7 Mar 93	10.82	583
30	14	B		Swapna BARMAN	IND	29 Oct 96	10.81	583
		B		Laura IKAUNIECE-ADMIDINA	LAT	31 May 92	DNS	

RESULTS

Shot Put Women - Heptathlon



ATHLETE VETTER ATTEMPT 3 AMENDED

RECORDS	RESULT	NAME	COUNTRY	AGE	VENUE	DATE
World Heptathlon Best	WHB	17.31	Austra SKUJYTE	LTU	33	London (Olympic Stadium) 3 Aug 2012
Champ. Heptathlon Best	CHB	17.03	Austra SKUJYTE	LTU	28	Osaka (Nagai Stadium) 25 Aug 2007

Area Record	AR	National Record	NR	Personal Best	PB	Season Best	SB
-------------	-----------	-----------------	-----------	---------------	-----------	-------------	-----------

Group A

5 August 2017 18:59 START TIME 19° C TEMPERATURE 49% HUMIDITY
19:52 END TIME 19° C

PLACE	NAME	COUNTRY	DATE of BIRTH	ORDER	RESULT	1	2	3	POINTS	TOTAL
1	Nafissatou THIAM	BEL	19 Aug 94	7	15.17	15.17	14.76	14.99	872	3087
2	Sharon DAY-MONROE	USA	9 Jun 85	5	15.14	15.14	14.65	14.79	870	2777
3	Anouk VETTER	NED	4 Feb 93	1	15.09	13.92	15.09	X	867	2886
4	Carolin SCHÄFER	GER	5 Dec 91	2	14.84 PB	14.84	X	-	850	3015
5	Eliška KLUCINOVÁ	CZE	14 Apr 88	6	14.80 SB	14.80	14.76	X	848	2876
6	Odile AHOUANWANOU	BEN	5 Jan 91	3	14.71	13.84	14.71	X	841	2764
7	Antoinette NANA DJIMOU IDA	FRA	2 Aug 85	15	14.61	X	14.61	X	835	2758
8	Xénia KRIZSÁN	HUN	13 Jan 93	14	14.14	14.14	13.68	13.49	803	2765
9	Nadine BROERSEN	NED	29 Apr 90	8	14.09	13.46	13.91	14.09	800	2824
10	Ivona DADIC	AUT	29 Dec 93	9	13.82	13.82	X	13.78	782	2784
11	Alina SHUKH	UKR	12 Feb 99	12	13.75	13.63	13.39	13.75	777	2727
12	Györgyi ZSIVOCZKY-FARKAS	HUN	13 Feb 85	10	13.75	13.04	13.13	13.75	777	2689
13	Tamara DE SOUSA	BRA	8 Sep 93	11	13.69	13.68	13.69	13.25	773	2632
14	Caroline AGNOU	SUI	26 May 96	4	13.64	12.85	13.64	X	770	2585
15	Lecabela QUARESMA	POR	26 Dec 89	13	13.48	13.08	13.48	13.16	759	2613
16	Verena PREINER	AUT	1 Feb 95	16	13.16	13.16	13.05	12.73	738	2613

Group B

5 August 2017 19:00 START TIME 19° C TEMPERATURE 49% HUMIDITY
19:40 END TIME 19° C

PLACE	NAME	COUNTRY	DATE of BIRTH	ORDER	RESULT	1	2	3	POINTS	TOTAL
1	Yorgelis RODRÍGUEZ	CUB	25 Jan 95	4	13.45	12.49	13.45	12.95	757	2964
2	Evelis AGUILAR	COL	3 Jan 93	14	13.39	13.39	12.64	13.34	753	2557
3	Géraldine RUCKSTUHL	SUI	24 Feb 98	9	13.36	13.07	13.06	13.36	751	2736
4	Nadine VISSER	NED	9 Feb 95	15	12.96	12.22	12.76	12.96	725	2813
5	Claudia SALMAN-RATH	GER	25 Apr 86	8	12.84	12.66	12.84	X	717	2667
6	Kendell WILLIAMS	USA	14 Jun 95	7	12.73	12.05	12.73	12.22	709	2733
7	Grit ŠADEIKO	EST	29 Jul 89	12	12.55	11.65	12.55	X	698	2670
8	Katarina JOHNSON-THOMPSON	GBR	9 Jan 93	3	12.47	12.01	12.47	12.36	692	2745
9	Vanessa CHEFER	BRA	5 Mar 90	6	12.12	11.82	X	12.12	669	2349
10	Katerina CACHOVÁ	CZE	26 Feb 90	11	11.84	X	11.84	11.75	651	2623
11	Hanne MAUDENS	BEL	12 Mar 97	2	11.80	10.96	11.71	11.80	648	2502
12	Erica BOUGARD	USA	26 Jul 93	10	11.41	11.41	11.31	11.19	622	2614
13	Alysbeth FELIX	PUR	7 Mar 93	13	10.82	10.49	X	10.82	583	2424
14	Swapna BARMAN	IND	29 Oct 96	1	10.81	X	7.33	10.81	583	2409
	Laura IKAUNIECE-ADMIDINA	LAT	31 May 92	5	DNS					0

HEPTATHLON SUMMARY AFTER 3 EVENTS

RECORDS	RESULT	NAME	COUNTRY	AGE	VENUE	DATE
World Record WR	7291	Jackie JOYNER-KERSEE	USA	26	Seoul (Olympic Stadium)	24 Sep 1988
Championships Record CR	7128	Jackie JOYNER-KERSEE	USA	25	Roma (Stadio Olimpico)	1 Sep 1987
World Leading WL	7013	Nafissatou THIAM	BEL	23	Götzis (Mösle-Stadium)	28 May 2017

5-6 August 2017



PLACE	BIB	NAME	COUNTRY	POINTS	POINTS BEHIND LEADER	100 Metres Hurdles	High Jump	Shot Put	200 Metres	Long Jump	Javelin Throw	800 Metres
1		Nafissatou THIAM	BEL	3087		13.54 (0.0) 1044 (11)	1.95 1171 (1) 2215 (1)	15.17 872 (1) 3087 (1)				
2		Carolin SCHÄFER	GER	3015	-72	13.09 (0.0) 1111 (3)	1.86 1054 (3) 2165 (3)	14.84 850 (4) 3015 (2)				
3		Yorgelis RODRÍGUEZ	CUB	2964	-123	13.60 (-0.3) 1036 (12)	1.95 1171 (2) 2207 (2)	13.45 757 (16) 2964 (3)				
4		Anouk VETTER	NED	2886	-201	13.31 (0.0) 1078 (5)	1.77 941 (12) 2019 (9)	15.09 867 (3) 2886 (4)				
5		Eliška KLUCINOVÁ	CZE	2876	-211	14.03 (-0.3) 974 (25)	1.86 1054 (3) 2028 (6)	14.80 848 (5) 2876 (5)				
6		Nadine BROERSEN	NED	2824	-263	13.79 (-0.3) 1008 (17)	1.83 1016 (5) 2024 (8)	14.09 800 (9) 2824 (6)				
7		Nadine VISSER	NED	2813	-274	12.85 (0.0) 1147 (1)	1.77 941 (14) 2088 (4)	12.96 725 (20) 2813 (7)				
8		Ivona DADIC	AUT	2784	-303	13.68 (-0.3) 1024 (13)	1.80 978 (8) 2002 (10)	13.82 782 (10) 2784 (8)				
9		Sharon DAY-MONROE	USA	2777	-310	13.82 (0.0) 1004 (20)	1.74 903 (18) 1907 (21)	15.14 870 (2) 2777 (9)				
10		Xénia KRIZSÁN	HUN	2765	-322	13.70 (-0.3) 1021 (14)	1.77 941 (11) 1962 (15)	14.14 803 (8) 2765 (10)				
11		Odile AHOUANWANOU	BEN	2764	-323	13.71 (0.0) 1020 (16)	1.74 903 (22) 1923 (19)	14.71 841 (6) 2764 (11)				
12		Antoinette NANA DJIMOU IDA	FRA	2758	-329	13.46 (0.0) 1056 (9)	1.71 867 (26) 1923 (18)	14.61 835 (7) 2758 (12)				
13		Katarina JOHNSON-THOMPSON	GBR	2745	-342	13.33 (0.0) 1075 (6)	1.80 978 (7) 2053 (5)	12.47 692 (24) 2745 (13)				
14		Géraldine RUCKSTUHL	SUI	2736	-351	13.80 (+0.3) 1007 (19)	1.80 978 (9) 1985 (12)	13.36 751 (18) 2736 (14)				
15		Kendell WILLIAMS	USA	2733	-354	13.02 (0.0) 1121 (2)	1.74 903 (19) 2024 (7)	12.73 709 (22) 2733 (15)				
16		Alina SHUKH	UKR	2727	-360	14.32 (+0.3) 934 (29)	1.83 1016 (6) 1950 (17)	13.75 777 (11) 2727 (16)				

HEPTATHLON SUMMARY AFTER 3 EVENTS

5-6 August 2017



PLACE	BIB	NAME	COUNTRY	POINTS	POINTS BEHIND LEADER	100 Metres Hurdles	High Jump	Shot Put	200 Metres	Long Jump	Javelin Throw	800 Metres
17		Györgyi ZSIVOCZKY-FARKAS	HUN	2689	-398	14.05 (-0.3) 971 (26)	1.77 941 (10) 1912 (20)	13.75 777 (12) 2689 (17)				
18		Grit ŠADEIKO	EST	2670	-417	13.37 (0.0) 1069 (7)	1.74 903 (19) 1972 (13)	12.55 698 (23) 2670 (18)				
19		Claudia SALMAN-RATH	GER	2667	-420	13.52 (0.0) 1047 (10)	1.74 903 (15) 1950 (16)	12.84 717 (21) 2667 (19)				
20		Tamara DE SOUSA	BRA	2632	-455	14.16 (+0.3) 956 (28)	1.74 903 (15) 1859 (23)	13.69 773 (13) 2632 (20)				
21		Katerina CACHOVÁ	CZE	2623	-464	13.37 (0.0) 1069 (8)	1.74 903 (21) 1972 (13)	11.84 651 (26) 2623 (21)				
22		Erica BOUGARD	USA	2614	-473	13.24 (0.0) 1089 (4)	1.74 903 (17) 1992 (11)	11.41 622 (28) 2614 (22)				
23		Verena PREINER	AUT	2613	-474	13.79 (-0.3) 1008 (18)	1.71 867 (23) 1875 (22)	13.16 738 (19) 2613 (23)				
24		Lecabela QUARESMA	POR	2613	-474	13.94 (0.0) 987 (21)	1.71 867 (27) 1854 (24)	13.48 759 (15) 2613 (24)				
25		Caroline AGNOU	SUI	2585	-502	13.95 (0.0) 985 (22)	1.68 830 (30) 1815 (28)	13.64 770 (14) 2585 (25)				
26		Evelis AGUILAR	COL	2557	-530	14.03 (+0.3) 974 (23)	1.68 830 (28) 1804 (29)	13.39 753 (17) 2557 (26)				
27		Hanne MAUDENS	BEL	2502	-585	14.47 (+0.3) 913 (30)	1.77 941 (12) 1854 (25)	11.80 648 (27) 2502 (27)				
28		Alysbeth FELIX	PUR	2424	-663	14.03 (-0.3) 974 (24)	1.71 867 (25) 1841 (26)	10.82 583 (29) 2424 (28)				
29		Swapna BARMAN	IND	2409	-678	14.14 (+0.3) 959 (27)	1.71 867 (23) 1826 (27)	10.81 583 (30) 2409 (29)				
30		Vanessa CHEFER	BRA	2349	-738	14.94 (+0.3) 850 (31)	1.68 830 (29) 1680 (30)	12.12 669 (25) 2349 (30)				
		Laura IKAUNIECE-ADMIDINA	LAT	DNF		13.71 (0.0) 1020 (15)	DNS					



SUMMARY



200 Metres Women - Heptathlon

RECORDS	RESULT	NAME	COUNTRY	AGE	VENUE	DATE		
World Heptathlon Best	WHB	22.30	Jackie JOYNER-KERSEE	USA	26	Indianapolis (University Stadium), IN	15 Jul 1988	
Champ. Heptathlon Best	CHB	22.84	Dafne SCHIPPERS	NED	21	Moskva (Luzhniki)	12 Aug 2013	
Area Record	AR		National Record	NR	Personal Best	PB	Season Best	SB

5 August 2017

RANK	PLACE	HEAT	LANE	BIB	NAME	COUNTRY	DATE of BIRTH	RESULT	WIND	
1	1	4	7		Katarina JOHNSON-THOMPSON	GBR	9 Jan 93	22.86	-0.2	1093
2	2	4	5		Carolin SCHÄFER	GER	5 Dec 91	23.58	-0.2	1021
3	3	4	6		Erica BOUGARD	USA	26 Jul 93	23.66	-0.2	1014
4	4	4	8		Nadine VISSER	NED	9 Feb 95	23.73	-0.2	1007
5	5	4	9		Claudia SALMAN-RATH	GER	25 Apr 86	23.92	-0.2	988
6	1	3	7		Odile AHOUANWANOU	BEN	5 Jan 91	24.09	-0.4	972
7	6	4	3		Ivona DADIC	AUT	29 Dec 93	24.11	-0.2	970
8	7	4	4		Kendell WILLIAMS	USA	14 Jun 95	24.29	-0.2	953
9	2	3	6		Evelis AGUILAR	COL	3 Jan 93	24.35	-0.4	947
10	3	3	4		Anouk VETTER	NED	4 Feb 93	24.36	-0.4	946
11	4	3	5		Yorgelis RODRÍGUEZ	CUB	25 Jan 95	24.42	-0.4	941
12	5	3	8		Verena PREINER	AUT	1 Feb 95	24.44	-0.4	939
13	1	2	7		Katerina CACHOVÁ	CZE	26 Feb 90	24.56	0.0	928
14	2	2	8		Nafissatou THIAM	BEL	19 Aug 94	24.57	0.0	927
15	3	2	6		Grit ŠADEIKO	EST	29 Jul 89	24.60	0.0	924
16	4	2	9		Tamara DE SOUSA	BRA	8 Sep 93	24.64 (.639)	0.0	920
17	6	3	3		Caroline AGNOU	SUI	26 May 96	24.64 (.640)	-0.4	920
18	5	2	4		Eliška KLUCINOVÁ	CZE	14 Apr 88	24.72	0.0	913
19	6	2	3		Géraldine RUCKSTUHL	SUI	24 Feb 98	24.84	0.0	902
20	1	1	4		Sharon DAY-MONROE	USA	9 Jun 85	24.97	-0.3	890
21	2	1	8		Nadine BROERSEN	NED	29 Apr 90	24.98	-0.3	889
22	7	3	9		Vanessa CHEFER	BRA	5 Mar 90	25.15 (.141)	-0.4	873
23	3	1	5		Xénia KRIZSÁN	HUN	13 Jan 93	25.15 (.148)	-0.3	873
24	7	2	2		Antoinette NANA DJIMOU IDA	FRA	2 Aug 85	25.17	0.0	871
25	4	1	3		Györgyi ZSIVOCZKY-FARKAS	HUN	13 Feb 85	25.38 (.371)	-0.3	852
26	5	1	6		Lecabela QUARESMA	POR	26 Dec 89	25.38 (.372)	-0.3	852
27	8	2	5		Alysbeth FELIX	PUR	7 Mar 93	25.38 (.375)	0.0	852
28	8	3	2		Hanne MAUDENS	BEL	12 Mar 97	25.43	-0.4	848
29	6	1	2		Swapna BARMAN	IND	29 Oct 96	26.45	-0.3	758
30	7	1	7		Alina SHUKH	UKR	12 Feb 99	26.59	-0.3	746

RESULTS

200 Metres Women - Heptathlon



RECORDS	RESULT	NAME	COUNTRY	AGE	VENUE	DATE	
World Heptathlon Best	WHB	22.30	Jackie JOYNER-KERSEE	USA	26	Indianapolis (University Stadium), IN	15 Jul 1988
Champ. Heptathlon Best	CHB	22.84	Dafne SCHIPPERS	NED	21	Moskva (Luzhniki)	12 Aug 2013

Area Record **AR**

National Record **NR**

Personal Best **PB**

Season Best **SB**

Heat 1

4

5 August 2017 20:59 START TIME

20° C TEMPERATURE 46 % HUMIDITY

-0.3 m/s WIND

PLACE	NAME	COUNTRY	DATE OF BIRTH	LANE	RESULT	REACTION	Fn	POINTS	TOTAL
1	Sharon DAY-MONROE	USA	9 Jun 85	4	24.97	0.226		890	3667
2	Nadine BROERSEN	NED	29 Apr 90	8	24.98	0.193	SB	889	3713
3	Xénia KRIZSÁN	HUN	13 Jan 93	5	25.15 [148]	0.188		873	3638
4	Györgyi ZSIVOCZKY-FARKAS	HUN	13 Feb 85	3	25.38 [371]	0.179	SB	852	3541
5	Lecabela QUARESMA	POR	26 Dec 89	6	25.38 [372]	0.165		852	3465
6	Swapna BARMAN	IND	29 Oct 96	2	26.45	0.180		758	3167
7	Alina SHUKH	UKR	12 Feb 99	7	26.59	0.181		746	3473

Heat 2

4

5 August 2017 21:07 START TIME

20° C TEMPERATURE 46 % HUMIDITY

0.0 m/s WIND

PLACE	NAME	COUNTRY	DATE OF BIRTH	LANE	RESULT	REACTION	Fn	POINTS	TOTAL
1	Katerina CACHOVÁ	CZE	26 Feb 90	7	24.56	0.204	SB	928	3551
2	Nafissatou THIAM	BEL	19 Aug 94	8	24.57	0.190		927	4014
3	Grit ŠADEIKO	EST	29 Jul 89	6	24.60	0.144	SB	924	3594
4	Tamara DE SOUSA	BRA	8 Sep 93	9	24.64 [639]	0.217		920	3552
5	Eliška KLUCINOVÁ	CZE	14 Apr 88	4	24.72	0.187	SB	913	3789
6	Géraldine RUCKSTUHL	SUI	24 Feb 98	3	24.84	0.166		902	3638
7	Antoinette NANA DJIMOU IDA	FRA	2 Aug 85	2	25.17	0.154		871	3629
8	Alysbeth FELIX	PUR	7 Mar 93	5	25.38 [375]	0.197		852	3276

Heat 3

4

5 August 2017 21:15 START TIME

19° C TEMPERATURE 49 % HUMIDITY

-0.4 m/s WIND

PLACE	NAME	COUNTRY	DATE OF BIRTH	LANE	RESULT	REACTION	Fn	POINTS	TOTAL
1	Odile AHOUANWANOU	BEN	5 Jan 91	7	24.09	0.221	PB	972	3736
2	Evelis AGUILAR	COL	3 Jan 93	6	24.35	0.138		947	3504
3	Anouk VETTER	NED	4 Feb 93	4	24.36	0.165		946	3832
4	Yorgelis RODRÍGUEZ	CUB	25 Jan 95	5	24.42	0.150		941	3905
5	Verena PREINER	AUT	1 Feb 95	8	24.44	0.136		939	3552
6	Caroline AGNOU	SUI	26 May 96	3	24.64 [640]	0.177		920	3505
7	Vanessa CHEFER	BRA	5 Mar 90	9	25.15 [141]	0.179		873	3222
8	Hanne MAUDENS	BEL	12 Mar 97	2	25.43	0.161		848	3350

Heat 4

4

5 August 2017 21:23 START TIME

19° C TEMPERATURE 49 % HUMIDITY

-0.2 m/s WIND

PLACE	NAME	COUNTRY	DATE OF BIRTH	LANE	RESULT	REACTION	Fn	POINTS	TOTAL
1	Katarina JOHNSON-THOMPSON	GBR	9 Jan 93	7	22.86	0.195		1093	3838
2	Carolin SCHÄFER	GER	5 Dec 91	5	23.58	0.138		1021	4036
3	Erica BOUGARD	USA	26 Jul 93	6	23.66	0.177		1014	3628
4	Nadine VISSER	NED	9 Feb 95	8	23.73	0.165		1007	3820
5	Claudia SALMAN-RATH	GER	25 Apr 86	9	23.92	0.160		988	3655
6	Ivona DADIC	AUT	29 Dec 93	3	24.11	0.146		970	3754
7	Kendell WILLIAMS	USA	14 Jun 95	4	24.29	0.153		953	3686

SUMMARY



High Jump Women - Heptathlon

RECORDS	RESULT	NAME	COUNTRY	AGE	VENUE	DATE	
World Heptathlon Best	WHB	1.98 Nafissatou THIAM	BEL	22	Rio de Janeiro (Estádio Olímpico)	12 Aug 2016	
World Heptathlon Best	WHB	1.98 Katarina JOHNSON-THOMPSON	GBR	23	Rio de Janeiro (Estádio Olímpico)	12 Aug 2016	
World Heptathlon Best	WHB	1.98 Nafissatou THIAM	BEL	23	Götzis (Mösle-Stadium)	27 May 2017	
Champ. Heptathlon Best	CHB	1.95 Carolina KLÜFT	SWE	24	Osaka (Nagai Stadium)	25 Aug 2007	
Area Record	AR	National Record	NR	Personal Best	PB	Season Best	SB

5 August 2017

RANK	PLACE	GROUP	BIB	NAME	COUNTRY	DATE of BIRTH	RESULT	
1	1	A		Nafissatou THIAM	BEL	19 Aug 94	1.95	CHB 1171
2	2	A		Yorgelis RODRÍGUEZ	CUB	25 Jan 95	1.95	CHB 1171
3	3	A		Carolin SCHÄFER	GER	5 Dec 91	1.86	PB 1054
3	3	A		Eliška KLUCINOVÁ	CZE	14 Apr 88	1.86	1054
5	5	A		Nadine BROERSEN	NED	29 Apr 90	1.83	1016
6	6	A		Alina SHUKH	UKR	12 Feb 99	1.83	1016
7	7	A		Katarina JOHNSON-THOMPSON	GBR	9 Jan 93	1.80	978
8	8	A		Ivona DADIC	AUT	29 Dec 93	1.80	978
9	9	A		Géraldine RUCKSTUHL	SUI	24 Feb 98	1.80	978
10	10	A		Györgyi ZSIVOCZKY-FARKAS	HUN	13 Feb 85	1.77	941
11	11	A		Xénia KRIZSÁN	HUN	13 Jan 93	1.77	941
12	1	B		Anouk VETTER	NED	4 Feb 93	1.77	SB 941
12	1	B		Hanne MAUDENS	BEL	12 Mar 97	1.77	941
14	3	B		Nadine VISSER	NED	9 Feb 95	1.77	SB 941
15	4	B		Claudia SALMAN-RATH	GER	25 Apr 86	1.74	SB 903
15	4	B		Tamara DE SOUSA	BRA	8 Sep 93	1.74	903
17	12	A		Erica BOUGARD	USA	26 Jul 93	1.74	903
18	13	A		Sharon DAY-MONROE	USA	9 Jun 85	1.74	903
19	6	B		Grit ŠADEIKO	EST	29 Jul 89	1.74	SB 903
19	14	A		Kendell WILLIAMS	USA	14 Jun 95	1.74	903
21	7	B		Katerina CACHOVÁ	CZE	26 Feb 90	1.74	903
22	8	B		Odile AHOUANWANOU	BEN	5 Jan 91	1.74	903
23	9	B		Verena PREINER	AUT	1 Feb 95	1.71	867
23	15	A		Swapna BARMAN	IND	29 Oct 96	1.71	867
25	10	B		Alysbeth FELIX	PUR	7 Mar 93	1.71	867
26	11	B		Antoinette NANA DJIMOU IDA	FRA	2 Aug 85	1.71	867
27	12	B		Lecabela QUARESMA	POR	26 Dec 89	1.71	867
28	13	B		Evelis AGUILAR	COL	3 Jan 93	1.68	830
29	14	B		Vanessa CHEFER	BRA	5 Mar 90	1.68	830
30	15	B		Caroline AGNOU	SUI	26 May 96	1.68	830
		B		Laura IKAUNIECE-ADMIDINA	LAT	31 May 92	DNS	

RESULTS



High Jump Women - Heptathlon

RECORDS	RESULT	NAME	COUNTRY	AGE	VENUE	DATE				
World Heptathlon Best	WHB	1.98	Nafissatou THIAM	BEL	22	Rio de Janeiro (Estádio Olímpico)	12 Aug 2016			
World Heptathlon Best	WHB	1.98	Katarina JOHNSON-THOMPSON	GBR	23	Rio de Janeiro (Estádio Olímpico)	12 Aug 2016			
World Heptathlon Best	WHB	1.98	Nafissatou THIAM	BEL	23	Götzis (Mösle-Stadium)	27 May 2017			
Champ. Heptathlon Best	CHB	1.95	Carolina KLÜFT	SWE	24	Osaka (Nagai Stadium)	25 Aug 2007			
Area Record	AR		National Record	NR		Personal Best	PB		Season Best	SB

Group A

5 August 2017 11:29 START TIME 19° C 56 %
 13:46 END TIME 18° C 68 %

PLACE	NAME	COUNTRY	DATE of BIRTH	ORDER	RESULT	1.65	1.68	1.71	1.74	1.77	1.80	1.83	1.86	1.89	1.92	1.95	POINTS	TOTAL
1	Nafissatou THIAM	BEL	19 Aug 94	7	1.95	CHB	-	-	-	-	0	-	0	0	0	0	1171	2215
2	Yorgelis RODRÍGUEZ	CUB	25 Jan 95	11	1.95	CHB	XXX	-	-	0	0	0	0	XO	XXO	XO	1171	2207
3	Eliška KLUCINOVÁ	CZE	14 Apr 88	4	1.86		-	0	0	0	0	XXO	XO	XXX			1054	2028
3	Carolin SCHÄFER	GER	5 Dec 91	13	1.86	PB	-	-	0	XO	0	XO	0	XXX			1054	2165
5	Nadine BROERSEN	NED	29 Apr 90	14	1.83		-	-	0	0	0	XO	XXX				1016	2024
6	Alina SHUKH	UKR	12 Feb 99	6	1.83		-	-	-	XO	0	0	XO	XXX			1016	1950
7	Katarina JOHNSON-THOMPSON	GBR	9 Jan 93	10	1.80		-	-	-	-	0	-	XXX				978	2053
8	Ivona DADIC	AUT	29 Dec 93	2	1.80		-	XO	0	0	0	0	XXX				978	2002
9	Géraldine RUCKSTUHL	SUI	24 Feb 98	15	1.80		-	0	0	0	XXO	XXO	XXX				978	1985
10	Györgyi ZSIVOCZKY-FARKAS	HUN	13 Feb 85	5	1.77		-	0	-	0	0	XXX					941	1912
11	Xénia KRIZSÁN	HUN	13 Jan 93	9	1.77		0	0	0	XXO	0	XXX					941	1962
12	Erica BOUGARD	USA	26 Jul 93	8	1.74		-	-	XO	0	-	XXX					903	1992
13	Sharon DAY-MONROE	USA	9 Jun 85	12	1.74		-	-	0	XO	XXX						903	1907
14	Kendell WILLIAMS	USA	14 Jun 95	3	1.74		-	0	XO	XO	XXX						903	2024
15	Swapna BARMAN	IND	29 Oct 96	1	1.71		-	0	0	XXX							867	1826

RESULTS
High Jump Women - Heptathlon

Group B

5 August 2017 11:30 START TIME 19° C TEMPERATURE 56 % HUMIDITY
13:20 END TIME 18° C 68 %

PLACE	NAME	COUNTRY	DATE of BIRTH	ORDER	RESULT	1.53	1.56	1.59	1.62	1.65	1.68	1.71	1.74	1.77	1.80	POINTS	TOTAL
1	Hanne MAUDENS	BEL	12 Mar 97	3	1.77	-	-	-	-	-	-	0	0	XO	XXX	941	1854
1	Anouk VETTER	NED	4 Feb 93	13	1.77 SB	-	-	-	-	-	0	0	0	XO	XXX	941	2019
3	Nadine VISSER	NED	9 Feb 95	15	1.77 SB	-	-	-	-	0	0	XO	XO	XXO	XXX	941	2088
4	Tamara DE SOUSA	BRA	8 Sep 93	10	1.74	-	-	0	-	0	-	0	0	XXX		903	1859
4	Claudia SALMAN-RATH	GER	25 Apr 86	5	1.74 SB	-	-	-	0	0	0	0	0	XXX		903	1950
6	Grit ŠADEIKO	EST	29 Jul 89	14	1.74 SB	-	-	-	-	0	XO	0	XO	XXX		903	1972
7	Katerina CACHOVÁ	CZE	26 Feb 90	12	1.74	-	-	-	0	0	XO	0	XXO	XXX		903	1972
8	Odile AHOUANWANOU	BEN	5 Jan 91	2	1.74	-	-	0	-	0	XXO	0	XXO	XXX		903	1923
9	Verena PREINER	AUT	1 Feb 95	11	1.71	-	-	-	0	0	0	0	XXX		867	1875	
10	Alysbeth FELIX	PUR	7 Mar 93	4	1.71	-	-	-	-	-	XO	0	XXX		867	1841	
11	Antoinette NANA DJIMOU IDA	FRA	2 Aug 85	1	1.71	-	-	-	-	0	XXO	XO	XXX		867	1923	
12	Lecabela QUARESMA	POR	26 Dec 89	9	1.71	-	-	-	0	0	0	XXO	XXX		867	1854	
13	Evelis AGUILAR	COL	3 Jan 93	7	1.68	-	-	0	0	0	0	XXX		830	1804		
14	Vanessa CHEFER	BRA	5 Mar 90	16	1.68	-	-	0	0	0	XO	XXX		830	1680		
15	Caroline AGNOU	SUI	26 May 96	8	1.68	-	-	-	-	XO	XXO	XXX		830	1815		
	Laura IKAUNIECE-ADMIDINA	LAT	31 May 92	6	DNS												0

HEPTATHLON SUMMARY AFTER 4 EVENTS

RECORDS	RESULT	NAME	COUNTRY	AGE	VENUE	DATE
World Record WR	7291	Jackie JOYNER-KERSEE	USA	26	Seoul (Olympic Stadium)	24 Sep 1988
Championships Record CR	7128	Jackie JOYNER-KERSEE	USA	25	Roma (Stadio Olimpico)	1 Sep 1987
World Leading WL	7013	Nafissatou THIAM	BEL	23	Götzis (Mösle-Stadium)	28 May 2017

5-6 August 2017



PLACE	BIB	NAME	COUNTRY	POINTS	POINTS BEHIND LEADER	100 Metres Hurdles	High Jump	Shot Put	200 Metres	Long Jump	Javelin Throw	800 Metres
1		Carolin SCHÄFER	GER	4036		13.09 (0.0) 1111 (3)	1.86 1054 (3) 2165 (3)	14.84 850 (4) 3015 (2)	23.58 (-0.2) 1021 (2) 4036 (1)			
2		Nafissatou THIAM	BEL	4014	-22	13.54 (0.0) 1044 (11)	1.95 1171 (1) 2215 (1)	15.17 872 (1) 3087 (1)	24.57 (0.0) 927 (14) 4014 (2)			
3		Yorgelis RODRÍGUEZ	CUB	3905	-131	13.60 (-0.3) 1036 (12)	1.95 1171 (2) 2207 (2)	13.45 757 (16) 2964 (3)	24.42 (-0.4) 941 (11) 3905 (3)			
4		Katarina JOHNSON-THOMPSON	GBR	3838	-198	13.33 (0.0) 1075 (6)	1.80 978 (7) 2053 (5)	12.47 692 (24) 2745 (13)	22.86 (-0.2) 1093 (1) 3838 (4)			
5		Anouk VETTER	NED	3832	-204	13.31 (0.0) 1078 (5)	1.77 941 (12) 2019 (9)	15.09 867 (3) 2886 (4)	24.36 (-0.4) 946 (10) 3832 (5)			
6		Nadine VISSER	NED	3820	-216	12.85 (0.0) 1147 (1)	1.77 941 (14) 2088 (4)	12.96 725 (20) 2813 (7)	23.73 (-0.2) 1007 (4) 3820 (6)			
7		Eliška KLUCINOVÁ	CZE	3789	-247	14.03 (-0.3) 974 (25)	1.86 1054 (3) 2028 (6)	14.80 848 (5) 2876 (5)	24.72 (0.0) 913 (18) 3789 (7)			
8		Ivona DADIC	AUT	3754	-282	13.68 (-0.3) 1024 (13)	1.80 978 (8) 2002 (10)	13.82 782 (10) 2784 (8)	24.11 (-0.2) 970 (7) 3754 (8)			
9		Odile AHOUANWANOU	BEN	3736	-300	13.71 (0.0) 1020 (16)	1.74 903 (22) 1923 (19)	14.71 841 (6) 2764 (11)	24.09 (-0.4) 972 (6) 3736 (9)			
10		Nadine BROERSEN	NED	3713	-323	13.79 (-0.3) 1008 (17)	1.83 1016 (5) 2024 (8)	14.09 800 (9) 2824 (6)	24.98 (-0.3) 889 (21) 3713 (10)			
11		Kendell WILLIAMS	USA	3686	-350	13.02 (0.0) 1121 (2)	1.74 903 (19) 2024 (7)	12.73 709 (22) 2733 (15)	24.29 (-0.2) 953 (8) 3686 (11)			
12		Sharon DAY-MONROE	USA	3667	-369	13.82 (0.0) 1004 (20)	1.74 903 (18) 1907 (21)	15.14 870 (2) 2777 (9)	24.97 (-0.3) 890 (20) 3667 (12)			
13		Claudia SALMAN-RATH	GER	3655	-381	13.52 (0.0) 1047 (10)	1.74 903 (15) 1950 (16)	12.84 717 (21) 2667 (19)	23.92 (-0.2) 988 (5) 3655 (13)			
14		Xénia KRIZSÁN	HUN	3638	-398	13.70 (-0.3) 1021 (14)	1.77 941 (11) 1962 (15)	14.14 803 (8) 2765 (10)	25.15 (-0.3) 873 (23) 3638 (14)			
15		Géraldine RUCKSTUHL	SUI	3638	-398	13.80 (+0.3) 1007 (19)	1.80 978 (9) 1985 (12)	13.36 751 (18) 2736 (14)	24.84 (0.0) 902 (19) 3638 (15)			
16		Antoinette NANA DJIMOU IDA	FRA	3629	-407	13.46 (0.0) 1056 (9)	1.71 867 (26) 1923 (18)	14.61 835 (7) 2758 (12)	25.17 (0.0) 871 (24) 3629 (16)			

HEPTATHLON SUMMARY AFTER 4 EVENTS

5-6 August 2017



PLACE	BIB	NAME	COUNTRY	POINTS	POINTS BEHIND LEADER	100 Metres Hurdles	High Jump	Shot Put	200 Metres	Long Jump	Javelin Throw	800 Metres
17		Erica BOUGARD	USA	3628	-408	13.24 (0.0) 1089 (4)	1.74 903 (17) 1992 (11)	11.41 622 (28) 2614 (22)	23.66 (-0.2) 1014 (3) 3628 (17)			
18		Grit ŠADEIKO	EST	3594	-442	13.37 (0.0) 1069 (7)	1.74 903 (19) 1972 (13)	12.55 698 (23) 2670 (18)	24.60 (0.0) 924 (15) 3594 (18)			
19		Verena PREINER	AUT	3552	-484	13.79 (-0.3) 1008 (18)	1.71 867 (23) 1875 (22)	13.16 738 (19) 2613 (23)	24.44 (-0.4) 939 (12) 3552 (19)			
20		Tamara DE SOUSA	BRA	3552	-484	14.16 (+0.3) 956 (28)	1.74 903 (15) 1859 (23)	13.69 773 (13) 2632 (20)	24.64 (0.0) 920 (16) 3552 (20)			
21		Katerina CACHOVÁ	CZE	3551	-485	13.37 (0.0) 1069 (8)	1.74 903 (21) 1972 (13)	11.84 651 (26) 2623 (21)	24.56 (0.0) 928 (13) 3551 (21)			
22		Györgyi ZSIVOCZKY-FARKAS	HUN	3541	-495	14.05 (-0.3) 971 (26)	1.77 941 (10) 1912 (20)	13.75 777 (12) 2689 (17)	25.38 (-0.3) 852 (25) 3541 (22)			
23		Caroline AGNOU	SUI	3505	-531	13.95 (0.0) 985 (22)	1.68 830 (30) 1815 (28)	13.64 770 (14) 2585 (25)	24.64 (-0.4) 920 (17) 3505 (23)			
24		Evelis AGUILAR	COL	3504	-532	14.03 (+0.3) 974 (23)	1.68 830 (28) 1804 (29)	13.39 753 (17) 2557 (26)	24.35 (-0.4) 947 (9) 3504 (24)			
25		Alina SHUKH	UKR	3473	-563	14.32 (+0.3) 934 (29)	1.83 1016 (6) 1950 (17)	13.75 777 (11) 2727 (16)	26.59 (-0.3) 746 (30) 3473 (25)			
26		Lecabela QUARESMA	POR	3465	-571	13.94 (0.0) 987 (21)	1.71 867 (27) 1854 (24)	13.48 759 (15) 2613 (24)	25.38 (-0.3) 852 (26) 3465 (26)			
27		Hanne MAUDENS	BEL	3350	-686	14.47 (+0.3) 913 (30)	1.77 941 (12) 1854 (25)	11.80 648 (27) 2502 (27)	25.43 (-0.4) 848 (28) 3350 (27)			
28		Alysbeth FELIX	PUR	3276	-760	14.03 (-0.3) 974 (24)	1.71 867 (25) 1841 (26)	10.82 583 (29) 2424 (28)	25.38 (0.0) 852 (27) 3276 (28)			
29		Vanessa CHEFER	BRA	3222	-814	14.94 (+0.3) 850 (31)	1.68 830 (29) 1680 (30)	12.12 669 (25) 2349 (30)	25.15 (-0.4) 873 (22) 3222 (29)			
30		Swapna BARMAN	IND	3167	-869	14.14 (+0.3) 959 (27)	1.71 867 (23) 1826 (27)	10.81 583 (30) 2409 (29)	26.45 (-0.3) 758 (29) 3167 (30)			
		Laura IKAUNIECE-ADMIDINA	LAT	DNF		13.71 (0.0) 1020 (15)	DNS					



SUMMARY



Long Jump Women - Heptathlon

RECORDS	RESULT	NAME	COUNTRY	AGE	VENUE	DATE	
World Heptathlon Best	WHB	7.27 Jackie JOYNER-KERSEE	USA	26	Seoul (Olympic Stadium)	24 Sep 1988	
Champ. Heptathlon Best	CHB	7.14 Jackie JOYNER-KERSEE	USA	25	Roma (Stadio Olimpico)	1 Sep 1987	
Area Record	AR	National Record	NR	Personal Best	PB	Season Best	SB

6 August 2017

RANK	PLACE	GROUP	BIB	NAME	COUNTRY	DATE of BIRTH	RESULT		WIND	
1	1	B		Nafissatou THIAM	BEL	19 Aug 94	6.57	SB	-0.5	1030
2	2	B		Katarina JOHNSON-THOMPSON	GBR	9 Jan 93	6.56		-0.1	1027
3	3	B		Claudia SALMAN-RATH	GER	25 Apr 86	6.55		-0.2	1023
4	1	A		Anouk VETTER	NED	4 Feb 93	6.32	SB	-1.0	949
5	2	A		Nadine VISSER	NED	9 Feb 95	6.30	SB	-0.6	943
6	4	B		Yorgelis RODRÍGUEZ	CUB	25 Jan 95	6.23		-0.6	921
7	5	B		Caroline AGNOU	SUI	26 May 96	6.22		-0.7	918
8	6	B		Carolin SCHÄFER	GER	5 Dec 91	6.20		-0.7	912
9	7	B		Kendell WILLIAMS	USA	14 Jun 95	6.19		-1.7	908
10	8	B		Eliška KLUCINOVÁ	CZE	14 Apr 88	6.16		-0.5	899
11	9	B		Katerina CACHOVÁ	CZE	26 Feb 90	6.15		-1.2	896
12	10	B		Hanne MAUDENS	BEL	12 Mar 97	6.15		+0.1	896
13	11	B		Erica BOUGARD	USA	26 Jul 93	6.09		-1.0	877
14	12	B		Antoinette NANA DJIMOU IDA	FRA	2 Aug 85	6.05		+0.1	865
15	3	A		Grit ŠADEIKO	EST	29 Jul 89	6.00		-0.5	850
16	13	B		Ivona DADIC	AUT	29 Dec 93	5.98		-0.4	843
17	4	A		Verena PREINER	AUT	1 Feb 95	5.98		w	843
18	5	A		Nadine BROERSEN	NED	29 Apr 90	5.95		-0.9	834
19	14	B		Györgyi ZSIVOCZKY-FARKAS	HUN	13 Feb 85	5.94		-0.8	831
20	6	A		Xénia KRIZSÁN	HUN	13 Jan 93	5.93		-0.5	828
21	7	A		Odile AHOUANWANOU	BEN	5 Jan 91	5.92	PB	-1.2	825
22	8	A		Lecabela QUARESMA	POR	26 Dec 89	5.88		-0.9	813
23	9	A		Alysbeth FELIX	PUR	7 Mar 93	5.86	SB	-0.7	807
24	10	A		Alina SHUKH	UKR	12 Feb 99	5.85		+0.1	804
25	11	A		Géraldine RUCKSTUHL	SUI	24 Feb 98	5.82		+0.5	795
26	12	A		Tamara DE SOUSA	BRA	8 Sep 93	5.69		-0.4	756
27	13	A		Sharon DAY-MONROE	USA	9 Jun 85	5.61		-0.6	732
28	14	A		Swapna BARMAN	IND	29 Oct 96	5.53		+0.1	709
29	15	A		Vanessa CHEFER	BRA	5 Mar 90	5.23		-0.1	623
		B		Evelis AGUILAR	COL	3 Jan 93	DNS			

RESULTS



Long Jump Women - Heptathlon

RECORDS	RESULT	NAME	COUNTRY	AGE	VENUE	DATE		
World Heptathlon Best	WHB	7.27	Jackie JOYNER-KERSEE	USA	26	Seoul (Olympic Stadium) 24 Sep 1988		
Champ. Heptathlon Best	CHB	7.14	Jackie JOYNER-KERSEE	USA	25	Roma (Stadio Olimpico) 1 Sep 1987		
Area Record	AR		National Record	NR	Personal Best	PB	Season Best	SB

Group A		6 August 2017		09:59	START TIME	16° C	72 %				POINTS	TOTAL		
						TEMPERATURE	HUMIDITY							
						18° C	60 %							
						11:06	END TIME							
PLACE	NAME	COUNTRY	DATE of BIRTH	ORDER	RESULT	1	2	3				POINTS	TOTAL	
1	Anouk VETTER	NED	4 Feb 93	1	6.32 -1.0	SB	X	5.99	6.32				949	4781
2	Nadine VISSER	NED	9 Feb 95	6	6.30 -0.6	SB	5.97	6.00	6.30				943	4763
3	Grit ŠADEIKO	EST	29 Jul 89	8	6.00 -0.5		6.00	X	5.72				850	4444
4	Verena PREINER	AUT	1 Feb 95	7	5.98 +2.2		5.98 w	5.79	5.55				843	4395
5	Nadine BROERSEN	NED	29 Apr 90	13	5.95 -0.9		5.89	5.95	5.77				834	4547
6	Xénia KRIZSÁN	HUN	13 Jan 93	15	5.93 -0.5		X	5.93	X				828	4466
7	Odile AHOUANWANOU	BEN	5 Jan 91	11	5.92 -1.2	PB	5.38	5.92	5.46				825	4561
8	Lecabela QUARESMA	POR	26 Dec 89	10	5.88 -0.9		5.88	X	5.84				813	4278
9	Alysbeth FELIX	PUR	7 Mar 93	12	5.86 -0.7	SB	X	5.85	5.86				807	4083
10	Alina SHUKH	UKR	12 Feb 99	9	5.85 +0.1		X	5.80	5.85				804	4277
11	Géraldine RUCKSTUHL	SUI	24 Feb 98	2	5.82 +0.5		5.37	5.69	5.82				795	4433
12	Tamara DE SOUSA	BRA	8 Sep 93	14	5.69 -0.4		5.69	X	5.40				756	4308
13	Sharon DAY-MONROE	USA	9 Jun 85	5	5.61 -0.6		5.49	5.61	X				732	4399
14	Swapna BARMAN	IND	29 Oct 96	3	5.53 +0.1		5.48	5.53	5.49				709	3876
15	Vanessa CHEFER	BRA	5 Mar 90	4	5.23 -0.1		X	5.22	5.23				623	3845

RESULTS
Long Jump Women - Heptathlon

Group B

6 August 2017 10:00 START TIME 16° C 72 %
TEMPERATURE HUMIDITY
11:03 END TIME 18° C 60 %

PLACE	NAME	COUNTRY	DATE of BIRTH	ORDER	RESULT	1	2	3	POINTS	TOTAL
1	Nafissatou THIAM	BEL	19 Aug 94	8	6.57 -0.5	6.20 +0.6	6.33 -0.4	6.57 -0.5	1030	5044
2	Katarina JOHNSON-THOMPSON	GBR	9 Jan 93	15	6.56 -0.1	6.56 -0.1	X -1.3	6.45 -0.9	1027	4865
3	Claudia SALMAN-RATH	GER	25 Apr 86	3	6.55 -0.2	6.50 -0.1	6.46 -0.1	6.55 -0.2	1023	4678
4	Yorgelis RODRÍGUEZ	CUB	25 Jan 95	14	6.23 -0.6	5.77 -1.0	6.23 -0.6	4.40 -0.4	921	4826
5	Caroline AGNOU	SUI	26 May 96	2	6.22 -0.7	6.05 -0.3	X -0.6	6.22 -0.7	918	4423
6	Carolin SCHÄFER	GER	5 Dec 91	13	6.20 -0.7	6.10 -1.1	6.20 -0.7	X -0.4	912	4948
7	Kendell WILLIAMS	USA	14 Jun 95	5	6.19 -1.7	5.94 +0.4	5.84 0.0	6.19 -1.7	908	4594
8	Eliška KLUCINOVÁ	CZE	14 Apr 88	6	6.16 -0.5	5.78 +0.6	6.16 -0.5	6.13 -0.8	899	4688
9	Katerina CACHOVÁ	CZE	26 Feb 90	9	6.15 -1.2	6.03 -0.3	X -0.9	6.15 -1.2	896	4447
10	Hanne MAUDENS	BEL	12 Mar 97	4	6.15 +0.1	5.80 -0.6	6.15 +0.1	5.88 -0.7	896	4246
11	Erica BOUGARD	USA	26 Jul 93	10	6.09 -1.0	6.01 -1.2	4.53 -0.6	6.09 -1.0	877	4505
12	Antoinette NANA DJIMOU IDA	FRA	2 Aug 85	11	6.05 +0.1	6.04 -0.9	5.99 -1.1	6.05 +0.1	865	4494
13	Ivona DADIC	AUT	29 Dec 93	12	5.98 -0.4	5.90 -0.3	5.75 -0.3	5.98 -0.4	843	4597
14	Györgyi ZSIVOCZKY-FARKAS	HUN	13 Feb 85	1	5.94 -0.8	X +0.4	5.94 -0.8	X -0.8	831	4372
	Evelis AGUILAR	COL	3 Jan 93	7	DNS					0

HEPTATHLON SUMMARY AFTER 5 EVENTS

RECORDS	RESULT	NAME	COUNTRY	AGE	VENUE	DATE
World Record WR	7291	Jackie JOYNER-KERSEE	USA	26	Seoul (Olympic Stadium)	24 Sep 1988
Championships Record CR	7128	Jackie JOYNER-KERSEE	USA	25	Roma (Stadio Olimpico)	1 Sep 1987
World Leading WL	7013	Nafissatou THIAM	BEL	23	Götzis (Mösle-Stadium)	28 May 2017

5-6 August 2017



PLACE	BIB	NAME	COUNTRY	POINTS	POINTS BEHIND LEADER	100 Metres Hurdles	High Jump	Shot Put	200 Metres	Long Jump	Javelin Throw	800 Metres
1		Nafissatou THIAM	BEL	5044		13.54 (0.0) 1044 (11)	1.95 1171 (1) 2215 (1)	15.17 872 (1) 3087 (1)	24.57 (0.0) 927 (14) 4014 (2)	6.57 (-0.5) 1030 (1) 5044 (1)		
2		Carolin SCHÄFER	GER	4948	-96	13.09 (0.0) 1111 (3)	1.86 1054 (3) 2165 (3)	14.84 850 (4) 3015 (2)	23.58 (-0.2) 1021 (2) 4036 (1)	6.20 (-0.7) 912 (8) 4948 (2)		
3		Katarina JOHNSON-THOMPSON	GBR	4865	-179	13.33 (0.0) 1075 (6)	1.80 978 (7) 2053 (5)	12.47 692 (24) 2745 (13)	22.86 (-0.2) 1093 (1) 3838 (4)	6.56 (-0.1) 1027 (2) 4865 (3)		
4		Yorgelis RODRÍGUEZ	CUB	4826	-218	13.60 (-0.3) 1036 (12)	1.95 1171 (2) 2207 (2)	13.45 757 (16) 2964 (3)	24.42 (-0.4) 941 (11) 3905 (3)	6.23 (-0.6) 921 (6) 4826 (4)		
5		Anouk VETTER	NED	4781	-263	13.31 (0.0) 1078 (5)	1.77 941 (12) 2019 (9)	15.09 867 (3) 2886 (4)	24.36 (-0.4) 946 (10) 3832 (5)	6.32 (-1.0) 949 (4) 4781 (5)		
6		Nadine VISSER	NED	4763	-281	12.85 (0.0) 1147 (1)	1.77 941 (14) 2088 (4)	12.96 725 (20) 2813 (7)	23.73 (-0.2) 1007 (4) 3820 (6)	6.30 (-0.6) 943 (5) 4763 (6)		
7		Eliška KLUCINOVÁ	CZE	4688	-356	14.03 (-0.3) 974 (25)	1.86 1054 (3) 2028 (6)	14.80 848 (5) 2876 (5)	24.72 (0.0) 913 (18) 3789 (7)	6.16 (-0.5) 899 (10) 4688 (7)		
8		Claudia SALMAN-RATH	GER	4678	-366	13.52 (0.0) 1047 (10)	1.74 903 (15) 1950 (16)	12.84 717 (21) 2667 (19)	23.92 (-0.2) 988 (5) 3655 (13)	6.55 (-0.2) 1023 (3) 4678 (8)		
9		Ivona DADIC	AUT	4597	-447	13.68 (-0.3) 1024 (13)	1.80 978 (8) 2002 (10)	13.82 782 (10) 2784 (8)	24.11 (-0.2) 970 (7) 3754 (8)	5.98 (-0.4) 843 (16) 4597 (9)		
10		Kendell WILLIAMS	USA	4594	-450	13.02 (0.0) 1121 (2)	1.74 903 (19) 2024 (7)	12.73 709 (22) 2733 (15)	24.29 (-0.2) 953 (8) 3686 (11)	6.19 (-1.7) 908 (9) 4594 (10)		
11		Odile AHOUANWANOU	BEN	4561	-483	13.71 (0.0) 1020 (16)	1.74 903 (22) 1923 (19)	14.71 841 (6) 2764 (11)	24.09 (-0.4) 972 (6) 3736 (9)	5.92 (-1.2) 825 (21) 4561 (11)		
12		Nadine BROERSEN	NED	4547	-497	13.79 (-0.3) 1008 (17)	1.83 1016 (5) 2024 (8)	14.09 800 (9) 2824 (6)	24.98 (-0.3) 889 (21) 3713 (10)	5.95 (-0.9) 834 (18) 4547 (12)		
13		Erica BOUGARD	USA	4505	-539	13.24 (0.0) 1089 (4)	1.74 903 (17) 1992 (11)	11.41 622 (28) 2614 (22)	23.66 (-0.2) 1014 (3) 3628 (17)	6.09 (-1.0) 877 (13) 4505 (13)		
14		Antoinette NANA DJIMOU IDA	FRA	4494	-550	13.46 (0.0) 1056 (9)	1.71 867 (26) 1923 (18)	14.61 835 (7) 2758 (12)	25.17 (0.0) 871 (24) 3629 (16)	6.05 (+0.1) 865 (14) 4494 (14)		
15		Xénia KRIZSÁN	HUN	4466	-578	13.70 (-0.3) 1021 (14)	1.77 941 (11) 1962 (15)	14.14 803 (8) 2765 (10)	25.15 (-0.3) 873 (23) 3638 (14)	5.93 (-0.5) 828 (20) 4466 (15)		
16		Katerina CACHOVÁ	CZE	4447	-597	13.37 (0.0) 1069 (8)	1.74 903 (21) 1972 (13)	11.84 651 (26) 2623 (21)	24.56 (0.0) 928 (13) 3551 (21)	6.15 (-1.2) 896 (11) 4447 (16)		

HEPTATHLON SUMMARY AFTER 5 EVENTS

5-6 August 2017



PLACE	BIB	NAME	COUNTRY	POINTS	POINTS BEHIND LEADER	100 Metres Hurdles	High Jump	Shot Put	200 Metres	Long Jump	Javelin Throw	800 Metres
17		Grit ŠADEIKO	EST	4444	-600	13.37 (0.0) 1069 (7)	1.74 903 (19) 1972 (13)	12.55 698 (23) 2670 (18)	24.60 (0.0) 924 (15) 3594 (18)	6.00 (-0.5) 850 (15) 4444 (17)		
18		Géraldine RUCKSTUHL	SUI	4433	-611	13.80 (+0.3) 1007 (19)	1.80 978 (9) 1985 (12)	13.36 751 (18) 2736 (14)	24.84 (0.0) 902 (19) 3638 (15)	5.82 (+0.5) 795 (25) 4433 (18)		
19		Caroline AGNOU	SUI	4423	-621	13.95 (0.0) 985 (22)	1.68 830 (30) 1815 (28)	13.64 770 (14) 2585 (25)	24.64 (-0.4) 920 (17) 3505 (23)	6.22 (-0.7) 918 (7) 4423 (19)		
20		Sharon DAY-MONROE	USA	4399	-645	13.82 (0.0) 1004 (20)	1.74 903 (18) 1907 (21)	15.14 870 (2) 2777 (9)	24.97 (-0.3) 890 (20) 3667 (12)	5.61 (-0.6) 732 (27) 4399 (20)		
21		Verena PREINER	AUT	4395	-649	13.79 (-0.3) 1008 (18)	1.71 867 (23) 1875 (22)	13.16 738 (19) 2613 (23)	24.44 (-0.4) 939 (12) 3552 (19)	5.98 (+2.2) 843 (17) 4395 (21)		
22		Györgyi ZSIVOCZKY-FARKAS	HUN	4372	-672	14.05 (-0.3) 971 (26)	1.77 941 (10) 1912 (20)	13.75 777 (12) 2689 (17)	25.38 (-0.3) 852 (25) 3541 (22)	5.94 (-0.8) 831 (19) 4372 (22)		
23		Tamara DE SOUSA	BRA	4308	-736	14.16 (+0.3) 956 (28)	1.74 903 (15) 1859 (23)	13.69 773 (13) 2632 (20)	24.64 (0.0) 920 (16) 3552 (20)	5.69 (-0.4) 756 (26) 4308 (23)		
24		Lecabela QUARESMA	POR	4278	-766	13.94 (0.0) 987 (21)	1.71 867 (27) 1854 (24)	13.48 759 (15) 2613 (24)	25.38 (-0.3) 852 (26) 3465 (26)	5.88 (-0.9) 813 (22) 4278 (24)		
25		Alina SHUKH	UKR	4277	-767	14.32 (+0.3) 934 (29)	1.83 1016 (6) 1950 (17)	13.75 777 (11) 2727 (16)	26.59 (-0.3) 746 (30) 3473 (25)	5.85 (+0.1) 804 (24) 4277 (25)		
26		Hanne MAUDENS	BEL	4246	-798	14.47 (+0.3) 913 (30)	1.77 941 (12) 1854 (25)	11.80 648 (27) 2502 (27)	25.43 (-0.4) 848 (28) 3350 (27)	6.15 (+0.1) 896 (12) 4246 (26)		
27		Alysbeth FELIX	PUR	4083	-961	14.03 (-0.3) 974 (24)	1.71 867 (25) 1841 (26)	10.82 583 (29) 2424 (28)	25.38 (0.0) 852 (27) 3276 (28)	5.86 (-0.7) 807 (23) 4083 (27)		
28		Swapna BARMAN	IND	3876	-1168	14.14 (+0.3) 959 (27)	1.71 867 (23) 1826 (27)	10.81 583 (30) 2409 (29)	26.45 (-0.3) 758 (29) 3167 (30)	5.53 (+0.1) 709 (28) 3876 (28)		
29		Vanessa CHEFER	BRA	3845	-1199	14.94 (+0.3) 850 (31)	1.68 830 (29) 1680 (30)	12.12 669 (25) 2349 (30)	25.15 (-0.4) 873 (22) 3222 (29)	5.23 (-0.1) 623 (29) 3845 (29)		
		Evelis AGUILAR	COL	DNF		14.03 (+0.3) 974 (23)	1.68 830 (28) 1804 (29)	13.39 753 (17) 2557 (26)	24.35 (-0.4) 947 (9) 3504 (24)	DNS		
		Laura IKAUNIECE-ADMIDINA	LAT	DNF		13.71 (0.0) 1020 (15)	DNS					



SUMMARY



Javelin Throw Women - Heptathlon

ATHLETE SCHAFFER ATTEMPT 3 AMENDED

RECORDS	RESULT	NAME	COUNTRY	AGE	VENUE	DATE
World Heptathlon Best	WHB	60.90	Barbora ŠPOTÁKOVÁ	CZE	31	Talence 16 Sep 2012
Champ. Heptathlon Best	CHB	58.41	Anouk VETTER	NED	24	London 6 Aug 2017
Area Record	AR		National Record	NR	Personal Best	PB
					Season Best	SB

6 August 2017

RANK	PLACE	GROUP	BIB	NAME	COUNTRY	DATE of BIRTH	RESULT		
1	1	B		Anouk VETTER	NED	4 Feb 93	58.41	CHB	1024
2	2	B		Nafissatou THIAM	BEL	19 Aug 94	53.93		936
3	3	B		Alina SHUKH	UKR	12 Feb 99	52.93		917
4	1	A		Ivona DADIC	AUT	29 Dec 93	52.29	SB	905
5	4	B		Géraldine RUCKSTUHL	SUI	24 Feb 98	52.15		902
6	5	B		Xénia KRIZSÁN	HUN	13 Jan 93	51.25	PB	884
7	6	B		Carolin SCHÄFER	GER	5 Dec 91	49.99		860
8	7	B		Grit ŠADEIKO	EST	29 Jul 89	47.47		811
9	8	B		Yorgelis RODRÍGUEZ	CUB	25 Jan 95	47.41		810
10	9	B		Kendell WILLIAMS	USA	14 Jun 95	46.43		791
11	10	B		Verena PREINER	AUT	1 Feb 95	45.27		769
12	2	A		Györgyi ZSIVOCZKY-FARKAS	HUN	13 Feb 85	44.95		763
13	11	B		Antoinette NANA DJIMOU IDA	FRA	2 Aug 85	44.94		762
14	12	B		Katerina CACHOVÁ	CZE	26 Feb 90	43.67		738
15	3	A		Caroline AGNOU	SUI	26 May 96	43.54		735
16	4	A		Swapna BARMAN	IND	29 Oct 96	43.49		734
17	5	A		Odile AHOUANWANOU	BEN	5 Jan 91	43.16		728
18	6	A		Nadine VISSER	NED	9 Feb 95	42.26		711
19	7	A		Eliška KLUCINOVÁ	CZE	14 Apr 88	41.91	SB	704
20	8	A		Katarina JOHNSON-THOMPSON	GBR	9 Jan 93	41.72	SB	700
21	13	B		Sharon DAY-MONROE	USA	9 Jun 85	40.74		681
22	9	A		Claudia SALMAN-RATH	GER	25 Apr 86	40.70	SB	681
23	10	A		Tamara DE SOUSA	BRA	8 Sep 93	40.65		680
24	11	A		Alysbeth FELIX	PUR	7 Mar 93	39.56	SB	659
25	12	A		Vanessa CHEFER	BRA	5 Mar 90	39.36		655
26	13	A		Lecabela QUARESMA	POR	26 Dec 89	36.71		604
27	14	A		Hanne MAUDENS	BEL	12 Mar 97	35.44		580
28	15	A		Erica BOUGARD	USA	26 Jul 93	33.76		548
		B		Evelis AGUILAR	COL	3 Jan 93	DNS		
		B		Nadine BROERSEN	NED	29 Apr 90	DNS		

RESULTS



Javelin Throw Women - Heptathlon

ATHLETE SCHAFFER ATTEMPT 3 AMENDED

RECORDS	RESULT	NAME	COUNTRY	AGE	VENUE	DATE
World Heptathlon Best	WHB	60.90	Barbora ŠPOTÁKOVÁ	CZE	31	Talence 16 Sep 2012
Champ. Heptathlon Best	CHB	58.41	Anouk VETTER	NED	24	London 6 Aug 2017
Area Record	AR		National Record	NR	Personal Best	PB
					Season Best	SB

Group A

6 August 2017 11:54 START TIME 18° C TEMPERATURE 60% HUMIDITY
12:40 END TIME 19° C 56%

PLACE	NAME	COUNTRY	DATE OF BIRTH	ORDER	RESULT	1	2	3	POINTS	TOTAL
1	Ivona DADIC	AUT	29 Dec 93	7	52.29 SB	47.51	52.29	X	905	5502
2	Györgyi ZSIVOCZKY-FARKAS	HUN	13 Feb 85	9	44.95	44.22	44.53	44.95	763	5135
3	Caroline AGNOU	SUI	26 May 96	6	43.54	42.85	43.54	41.77	735	5158
4	Swapna BARMAN	IND	29 Oct 96	4	43.49	38.84	43.49	43.37	734	4610
5	Odile AHOUANWANOU	BEN	5 Jan 91	15	43.16	37.92	43.16	X	728	5289
6	Nadine VISSER	NED	9 Feb 95	3	42.26	X	38.82	42.26	711	5474
7	Eliška KLUCINOVÁ	CZE	14 Apr 88	14	41.91 SB	41.91	X	39.24	704	5392
8	Katarina JOHNSON-THOMPSON	GBR	9 Jan 93	8	41.72 SB	41.72	40.27	41.65	700	5565
9	Claudia SALMAN-RATH	GER	25 Apr 86	11	40.70 SB	40.36	37.76	40.70	681	5359
10	Tamara DE SOUSA	BRA	8 Sep 93	5	40.65	39.86	40.65	36.11	680	4988
11	Alysbeth FELIX	PUR	7 Mar 93	2	39.56 SB	X	39.56	38.82	659	4742
12	Vanessa CHEFER	BRA	5 Mar 90	10	39.36	38.04	39.36	X	655	4500
13	Lecabela QUARESMA	POR	26 Dec 89	12	36.71	35.79	36.71	X	604	4882
14	Hanne MAUDENS	BEL	12 Mar 97	13	35.44	35.44	35.41	33.98	580	4826
15	Erica BOUGARD	USA	26 Jul 93	1	33.76	X	33.76	X	548	5053

Group B

6 August 2017 13:07 START TIME 19° C TEMPERATURE 56% HUMIDITY
13:47 END TIME 19° C 56%

PLACE	NAME	COUNTRY	DATE OF BIRTH	ORDER	RESULT	1	2	3	POINTS	TOTAL
1	Anouk VETTER	NED	4 Feb 93	13	58.41 CHB	55.32	X	58.41	1024	5805
2	Nafissatou THIAM	BEL	19 Aug 94	2	53.93	49.93	48.68	53.93	936	5980
3	Alina SHUKH	UKR	12 Feb 99	12	52.93	49.91	52.93	49.62	917	5194
4	Géraldine RUCKSTUHL	SUI	24 Feb 98	4	52.15	52.15	51.16	46.78	902	5335
5	Xénia KRIZSÁN	HUN	13 Jan 93	5	51.25 PB	49.55	50.36	51.25	884	5350
6	Carolin SCHÄFER	GER	5 Dec 91	9	49.99	49.68	49.27	49.99	860	5808
7	Grit ŠADEIKO	EST	29 Jul 89	6	47.47	46.84	46.16	47.47	811	5255
8	Yorgelis RODRÍGUEZ	CUB	25 Jan 95	14	47.41	X	47.41	X	810	5636
9	Kendell WILLIAMS	USA	14 Jun 95	3	46.43	X	41.45	46.43	791	5385
10	Verena PREINER	AUT	1 Feb 95	7	45.27	43.13	45.27	43.79	769	5164
11	Antoinette NANA DJIMOU IDA	FRA	2 Aug 85	11	44.94	44.94	43.93	-	762	5256
12	Katerina CACHOVÁ	CZE	26 Feb 90	15	43.67	43.67	43.29	43.38	738	5185
13	Sharon DAY-MONROE	USA	9 Jun 85	1	40.74	39.43	40.02	40.74	681	5080
	Evelis AGUILAR	COL	3 Jan 93	10	DNS					0
	Nadine BROERSEN	NED	29 Apr 90	8	DNS					0

HEPTATHLON SUMMARY AFTER 6 EVENTS

ATHLETE SCHAFFER ATTEMPT 3 AMENDED

RECORDS	RESULT	NAME	COUNTRY	AGE	VENUE	DATE
World Record WR	7291	Jackie JOYNER-KERSEE	USA	26	Seoul (Olympic Stadium)	24 Sep 1988
Championships Record CR	7128	Jackie JOYNER-KERSEE	USA	25	Roma (Stadio Olimpico)	1 Sep 1987
World Leading WL	7013	Nafissatou THIAM	BEL	23	Götzis (Mösle-Stadium)	28 May 2017

5-6 August 2017



PLACE	BIB	NAME	COUNTRY	POINTS	POINTS BEHIND LEADER	100 Metres Hurdles	High Jump	Shot Put	200 Metres	Long Jump	Javelin Throw	800 Metres
1		Nafissatou THIAM	BEL	5980		13.54 (0.0) 1044 (11)	1.95 (1)	15.17 (1)	24.57 (0.0) 927 (14)	6.57 (-0.5) 1030 (1)	53.93 (2)	5980 (1)
2		Carolin SCHÄFER	GER	5808	-172	13.09 (0.0) 1111 (3)	1.86 (3)	14.84 (4)	23.58 (-0.2) 1021 (2)	6.20 (-0.7) 912 (8)	49.99 (7)	5808 (2)
3		Anouk VETTER	NED	5805	-175	13.31 (0.0) 1078 (5)	1.77 (12)	15.09 (3)	24.36 (-0.4) 946 (10)	6.32 (-1.0) 949 (4)	58.41 (1)	5805 (3)
4		Yorgelis RODRÍGUEZ	CUB	5636	-344	13.60 (-0.3) 1036 (12)	1.95 (2)	13.45 (16)	24.42 (-0.4) 941 (11)	6.23 (-0.6) 921 (6)	47.41 (9)	5636 (4)
5		Katarina JOHNSON-THOMPSON	GBR	5565	-415	13.33 (0.0) 1075 (6)	1.80 (7)	12.47 (24)	22.86 (-0.2) 1093 (1)	6.56 (-0.1) 1027 (2)	41.72 (20)	5565 (5)
6		Ivona DADIC	AUT	5502	-478	13.68 (-0.3) 1024 (13)	1.80 (8)	13.82 (10)	24.11 (-0.2) 970 (7)	5.98 (-0.4) 843 (16)	52.29 (4)	5502 (6)
7		Nadine VISSER	NED	5474	-506	12.85 (0.0) 1147 (1)	1.77 (14)	12.96 (20)	23.73 (-0.2) 1007 (4)	6.30 (-0.6) 943 (5)	42.26 (18)	5474 (7)
8		Eliška KLUCINOVÁ	CZE	5392	-588	14.03 (-0.3) 974 (25)	1.86 (3)	14.80 (5)	24.72 (0.0) 913 (18)	6.16 (-0.5) 899 (10)	41.91 (19)	5392 (8)
9		Kendell WILLIAMS	USA	5385	-595	13.02 (0.0) 1121 (2)	1.74 (19)	12.73 (22)	24.29 (-0.2) 953 (8)	6.19 (-1.7) 908 (9)	46.43 (10)	5385 (9)
10		Claudia SALMAN-RATH	GER	5359	-621	13.52 (0.0) 1047 (10)	1.74 (15)	12.84 (21)	23.92 (-0.2) 988 (5)	6.55 (-0.2) 1023 (3)	40.70 (22)	5359 (10)
11		Xénia KRIZSÁN	HUN	5350	-630	13.70 (-0.3) 1021 (14)	1.77 (11)	14.14 (8)	25.15 (-0.3) 873 (23)	5.93 (-0.5) 828 (20)	51.25 (6)	5350 (11)
12		Géraldine RUCKSTUHL	SUI	5335	-645	13.80 (+0.3) 1007 (19)	1.80 (9)	13.36 (18)	24.84 (0.0) 902 (19)	5.82 (+0.5) 795 (25)	52.15 (5)	5335 (12)
13		Odile AHOUANWANOU	BEN	5289	-691	13.71 (0.0) 1020 (16)	1.74 (22)	14.71 (6)	24.09 (-0.4) 972 (6)	5.92 (-1.2) 825 (21)	43.16 (17)	5289 (13)
14		Antoinette NANA DJIMOU IDA	FRA	5256	-724	13.46 (0.0) 1056 (9)	1.71 (26)	14.61 (7)	25.17 (0.0) 871 (24)	6.05 (+0.1) 865 (14)	44.94 (13)	5256 (14)
15		Grit ŠADEIKO	EST	5255	-725	13.37 (0.0) 1069 (7)	1.74 (19)	12.55 (23)	24.60 (0.0) 924 (15)	6.00 (-0.5) 850 (15)	47.47 (8)	5255 (15)
16		Alina SHUKH	UKR	5194	-786	14.32 (+0.3) 934 (29)	1.83 (6)	13.75 (11)	26.59 (-0.3) 746 (30)	5.85 (+0.1) 804 (24)	52.93 (3)	5194 (16)

Timing and Measurement by SEIKO

AT-HEP-W-6--0--RS2..v2 Issued at 13:56 on Sunday, 06 August 2017

1 2

Official Partners



HEPTATHLON SUMMARY AFTER 6 EVENTS

5-6 August 2017



PLACE	BIB	NAME	COUNTRY	POINTS	POINTS BEHIND LEADER	100 Metres Hurdles	High Jump	Shot Put	200 Metres	Long Jump	Javelin Throw	800 Metres
17		Katerina CACHOVÁ	CZE	5185	-795	13.37 (0.0) 1069 (8)	1.74 903 (21) 1972 (13)	11.84 651 (26) 2623 (21)	24.56 (0.0) 928 (13) 3551 (21)	6.15 (-1.2) 896 (11) 4447 (16)	43.67 738 (14) 5185 (17)	
18		Verena PREINER	AUT	5164	-816	13.79 (-0.3) 1008 (18)	1.71 867 (23) 1875 (22)	13.16 738 (19) 2613 (23)	24.44 (-0.4) 939 (12) 3552 (19)	5.98 (+2.2) 843 (17) 4395 (21)	45.27 769 (11) 5164 (18)	
19		Caroline AGNOU	SUI	5158	-822	13.95 (0.0) 985 (22)	1.68 830 (30) 1815 (28)	13.64 770 (14) 2585 (25)	24.64 (-0.4) 920 (17) 3505 (23)	6.22 (-0.7) 918 (7) 4423 (19)	43.54 735 (15) 5158 (19)	
20		Györgyi ZSIVOCZKY-FARKAS	HUN	5135	-845	14.05 (-0.3) 971 (26)	1.77 941 (10) 1912 (20)	13.75 777 (12) 2689 (17)	25.38 (-0.3) 852 (25) 3541 (22)	5.94 (-0.8) 831 (19) 4372 (22)	44.95 763 (12) 5135 (20)	
21		Sharon DAY-MONROE	USA	5080	-900	13.82 (0.0) 1004 (20)	1.74 903 (18) 1907 (21)	15.14 870 (2) 2777 (9)	24.97 (-0.3) 890 (20) 3667 (12)	5.61 (-0.6) 732 (27) 4399 (20)	40.74 681 (21) 5080 (21)	
22		Erica BOUGARD	USA	5053	-927	13.24 (0.0) 1089 (4)	1.74 903 (17) 1992 (11)	11.41 622 (28) 2614 (22)	23.66 (-0.2) 1014 (3) 3628 (17)	6.09 (-1.0) 877 (13) 4505 (13)	33.76 548 (28) 5053 (22)	
23		Tamara DE SOUSA	BRA	4988	-992	14.16 (+0.3) 956 (28)	1.74 903 (15) 1859 (23)	13.69 773 (13) 2632 (20)	24.64 (0.0) 920 (16) 3552 (20)	5.69 (-0.4) 756 (26) 4308 (23)	40.65 680 (23) 4988 (23)	
24		Lecabela QUARESMA	POR	4882	-1098	13.94 (0.0) 987 (21)	1.71 867 (27) 1854 (24)	13.48 759 (15) 2613 (24)	25.38 (-0.3) 852 (26) 3465 (26)	5.88 (-0.9) 813 (22) 4278 (24)	36.71 604 (26) 4882 (24)	
25		Hanne MAUDENS	BEL	4826	-1154	14.47 (+0.3) 913 (30)	1.77 941 (12) 1854 (25)	11.80 648 (27) 2502 (27)	25.43 (-0.4) 848 (28) 3350 (27)	6.15 (+0.1) 896 (12) 4246 (26)	35.44 580 (27) 4826 (25)	
26		Alysbeth FELIX	PUR	4742	-1238	14.03 (-0.3) 974 (24)	1.71 867 (25) 1841 (26)	10.82 583 (29) 2424 (28)	25.38 (0.0) 852 (27) 3276 (28)	5.86 (-0.7) 807 (23) 4083 (27)	39.56 659 (24) 4742 (26)	
27		Swapna BARMAN	IND	4610	-1370	14.14 (+0.3) 959 (27)	1.71 867 (23) 1826 (27)	10.81 583 (30) 2409 (29)	26.45 (-0.3) 758 (29) 3167 (30)	5.53 (+0.1) 709 (28) 3876 (28)	43.49 734 (16) 4610 (27)	
28		Vanessa CHEFER	BRA	4500	-1480	14.94 (+0.3) 850 (31)	1.68 830 (29) 1680 (30)	12.12 669 (25) 2349 (30)	25.15 (-0.4) 873 (22) 3222 (29)	5.23 (-0.1) 623 (29) 3845 (29)	39.36 655 (25) 4500 (28)	
		Nadine BROERSEN	NED	DNF		13.79 (-0.3) 1008 (17)	1.83 1016 (5) 2024 (8)	14.09 800 (9) 2824 (6)	24.98 (-0.3) 889 (21) 3713 (10)	5.95 (-0.9) 834 (18) 4547 (12)	DNF	
		Evelis AGUILAR	COL	DNF		14.03 (+0.3) 974 (23)	1.68 830 (28) 1804 (29)	13.39 753 (17) 2557 (26)	24.35 (-0.4) 947 (9) 3504 (24)	DNF		
		Laura IKAUNIECE-ADMIDINA	LAT	DNF		13.71 (0.0) 1020 (15)	DNF					



SUMMARY



800 Metres Women - Heptathlon

RECORDS	RESULT	NAME	COUNTRY	AGE	VENUE	DATE	
World Heptathlon Best	WHB	2:01.84	Nadine DEBOIS	FRA	26	Talence 27 Sep 1987	
Champ. Heptathlon Best	CHB	2:05.21	Karolina TYMINSKA	POL	27	Daegu (DS) 30 Aug 2011	
Area Record	AR	National Record	NR	Personal Best	PB	Season Best	SB

6 August 2017

RANK	PLACE	HEAT	LANE	BIB	NAME	COUNTRY	DATE of BIRTH	RESULT	
1	1	2	4		Xénia KRIZSÁN	HUN	13 Jan 93	2:07.17	PB 1006
2	1	3	7		Claudia SALMAN-RATH	GER	25 Apr 86	2:07.37	1003
3	2	3	5		Katarina JOHNSON-THOMPSON	GBR	9 Jan 93	2:08.10	SB 993
4	1	1	6		Erica BOUGARD	USA	26 Jul 93	2:08.77	983
5	3	3	4		Yorgelis RODRÍGUEZ	CUB	25 Jan 95	2:10.48	PB 958
6	2	1	8		Sharon DAY-MONROE	USA	9 Jun 85	2:12.64	SB 926
7	3	1	4		Hanne MAUDENS	BEL	12 Mar 97	2:12.87	923
8	4	3	8		Eliška KLUCINOVÁ	CZE	14 Apr 88	2:13.00	SB 921
9	4	1	7		Györgyi ZSIVOCZKY-FARKAS	HUN	13 Feb 85	2:13.44 (.431)	SB 915
10	5	3	6		Ivona DADIC	AUT	29 Dec 93	2:13.44 (.434)	SB 915
11	5	1	2		Lecabela QUARESMA	POR	26 Dec 89	2:14.06	906
12	6	3	8		Nadine VISSER	NED	9 Feb 95	2:14.74	SB 896
13	2	2	5		Géraldine RUCKSTUHL	SUI	24 Feb 98	2:14.85	895
14	7	3	2		Carolin SCHÄFER	GER	5 Dec 91	2:15.34	888
15	3	2	2		Katerina CACHOVÁ	CZE	26 Feb 90	2:15.58	885
16	4	2	1		Alina SHUKH	UKR	12 Feb 99	2:15.84	881
17	5	2	8		Caroline AGNOU	SUI	26 May 96	2:18.57	843
18	6	1	1		Alysbeth FELIX	PUR	7 Mar 93	2:18.68	SB 842
19	6	2	9		Grit ŠADEIKO	EST	29 Jul 89	2:18.88	839
20	8	3	9		Kendell WILLIAMS	USA	14 Jun 95	2:19.15	835
21	9	3	3		Anouk VETTER	NED	4 Feb 93	2:19.43	SB 831
22	7	1	5		Swapna BARMAN	IND	29 Oct 96	2:20.17	821
23	7	2	3		Antoinette NANA DJIMOU IDA	FRA	2 Aug 85	2:21.14	SB 808
24	10	3	1		Nafissatou THIAM	BEL	19 Aug 94	2:21.42	804
25	8	2	6		Odile AHOUANWANOU	BEN	5 Jan 91	2:27.00	731
26	8	1	9		Tamara DE SOUSA	BRA	8 Sep 93	2:34.03	643
		1	3		Vanessa CHEFER	BRA	5 Mar 90	DNF	0
		2	7		Verena PREINER	AUT	1 Feb 95	DNS	

RACE ANALYSIS



800 Metres Women - Heptathlon

Heat 2

3

6 August 2017 20:51 START TIME

19° C TEMPERATURE 56 % HUMIDITY

PLACE	BIB	NAME	COUNTRY	DATE of BIRTH	RESULT
400m					
1		Xénia KRIZSÁN	HUN	13 Jan 93	2:07.17 PB
	1:02.78 (1)	1:04.39 (1)			
2		Géraldine RUCKSTUHL	SUI	24 Feb 98	2:14.85
	1:06.54 (6)	1:08.31 (3)			
3		Katerina CACHOVÁ	CZE	26 Feb 90	2:15.58
	1:05.95 (3)	1:09.63 (4)			
4		Alina SHUKH	UKR	12 Feb 99	2:15.84
	1:08.06 (8)	1:07.78 (2)			
5		Caroline AGNOU	SUI	26 May 96	2:18.57
	1:06.92 (7)	1:11.65 (5)			
6		Grit ŠADEIKO	EST	29 Jul 89	2:18.88
	1:06.32 (5)	1:12.56 (6)			
7		Antoinette NANA DJIMOU IDA	FRA	2 Aug 85	2:21.14 SB
	1:05.50 (2)	1:15.64 (7)			
8		Odile AHOUANWANOU	BEN	5 Jan 91	2:27.00
	1:06.26 (4)	1:20.74 (8)			
		Verena PREINER	AUT	1 Feb 95	DNS

RESULTS



800 Metres Women - Heptathlon

RECORDS	RESULT	NAME	COUNTRY	AGE	VENUE	DATE
World Heptathlon Best	WHB	2:01.84	Nadine DEBOIS	FRA	26	Talence 27 Sep 1987
Champ. Heptathlon Best	CHB	2:05.21	Karolina TYMINSKA	POL	27	Daegu (DS) 30 Aug 2011

Area Record **AR**

National Record **NR**

Personal Best **PB**

Season Best **SB**

Heat 1

3

6 August 2017 20:41 START TIME

19° C TEMPERATURE 56 % HUMIDITY

PLACE	NAME	COUNTRY	DATE of BIRTH	LANE	RESULT	POINTS	TOTAL
1	Erica BOUGARD	USA	26 Jul 93	6	2:08.77	983	6036
2	Sharon DAY-MONROE	USA	9 Jun 85	8	2:12.64	SB	926 6006
3	Hanne MAUDENS	BEL	12 Mar 97	4	2:12.87		923 5749
4	Györgyi ZSIVOCZKY-FARKAS	HUN	13 Feb 85	7	2:13.44 (.431)	SB	915 6050
5	Lecabela QUARESMA	POR	26 Dec 89	2	2:14.06		906 5788
6	Alysbeth FELIX	PUR	7 Mar 93	1	2:18.68	SB	842 5584
7	Swapna BARMAN	IND	29 Oct 96	5	2:20.17		821 5431
8	Tamara DE SOUSA	BRA	8 Sep 93	9	2:34.03		643 5631
	Vanessa CHEFER	BRA	5 Mar 90	3	DNF		0 4500

INTERMEDIATE TIMES 400m 4316 Erica BOUGARD 1:01.88

Heat 2

3

6 August 2017 20:51 START TIME

19° C TEMPERATURE 56 % HUMIDITY

PLACE	NAME	COUNTRY	DATE of BIRTH	LANE	RESULT	POINTS	TOTAL
1	Xénia KRIZSÁN	HUN	13 Jan 93	4	2:07.17	PB	1006 6356
2	Géraldine RUCKSTUHL	SUI	24 Feb 98	5	2:14.85		895 6230
3	Katerina CACHOVÁ	CZE	26 Feb 90	2	2:15.58		885 6070
4	Alina SHUKH	UKR	12 Feb 99	1	2:15.84		881 6075
5	Caroline AGNOU	SUI	26 May 96	8	2:18.57		843 6001
6	Grit ŠADEIKO	EST	29 Jul 89	9	2:18.88		839 6094
7	Antoinette NANA DJIMOU IDA	FRA	2 Aug 85	3	2:21.14	SB	808 6064
8	Odile AHOUANWANOU	BEN	5 Jan 91	6	2:27.00		731 6020
	Verena PREINER	AUT	1 Feb 95	7	DNS		0

INTERMEDIATE TIMES 400m 3986 Xénia KRIZSÁN 1:02.78

Heat 3

3

6 August 2017 21:02 START TIME

19° C TEMPERATURE 56 % HUMIDITY

PLACE	NAME	COUNTRY	DATE of BIRTH	LANE	RESULT	POINTS	TOTAL
1	Claudia SALMAN-RATH	GER	25 Apr 86	7	2:07.37	1003	6362
2	Katarina JOHNSON-THOMPSON	GBR	9 Jan 93	5	2:08.10	SB	993 6558
3	Yorgelis RODRÍGUEZ	CUB	25 Jan 95	4	2:10.48	PB	958 6594
4	Eliška KLUCINOVÁ	CZE	14 Apr 88	8	2:13.00	SB	921 6313
5	Ivona DADIC	AUT	29 Dec 93	6	2:13.44 (.434)	SB	915 6417
6	Nadine VISSER	NED	9 Feb 95	8	2:14.74	SB	896 6370
7	Carolin SCHÄFER	GER	5 Dec 91	2	2:15.34		888 6696
8	Kendell WILLIAMS	USA	14 Jun 95	9	2:19.15		835 6220
9	Anouk VETTER	NED	4 Feb 93	3	2:19.43	SB	831 6636
10	Nafissatou THIAM	BEL	19 Aug 94	1	2:21.42		804 6784

INTERMEDIATE TIMES 400m 3958 Claudia SALMAN-RATH 1:00.58

HEPTATHLON FINAL RESULTS

RECORDS	RESULT	NAME	COUNTRY	AGE	VENUE	DATE
World Record WR	7291	Jackie JOYNER-KERSEE	USA	26	Seoul (Olympic Stadium)	24 Sep 1988
Championships Record CR	7128	Jackie JOYNER-KERSEE	USA	25	Roma (Stadio Olimpico)	1 Sep 1987
World Leading WL	7013	Nafissatou THIAM	BEL	23	Götzis (Mösle-Stadium)	28 May 2017

5-6 August 2017



PLACE	BIB	NAME	COUNTRY	POINTS	POINTS BEHIND LEADER	100 Metres Hurdles	High Jump	Shot Put	200 Metres	Long Jump	Javelin Throw	800 Metres
1		Nafissatou THIAM	BEL	6784		13.54 (0.0) 1044 (11)	1.95 1171 (1) 2215 (1)	15.17 872 (1) 3087 (1)	24.57 (0.0) 927 (14) 4014 (2)	6.57 (-0.5) 1030 (1) 5044 (1)	53.93 936 (2) 5980 (1)	2:21.42 804 (24) 6784 (1)
2		Carolin SCHÄFER	GER	6696	-88	13.09 (0.0) 1111 (3)	1.86 1054 (3) 2165 (3)	14.84 850 (4) 3015 (2)	23.58 (-0.2) 1021 (2) 4036 (1)	6.20 (-0.7) 912 (8) 4948 (2)	49.99 860 (7) 5808 (2)	2:15.34 888 (14) 6696 (2)
3		Anouk VETTER	NED	6636	-148	13.31 (0.0) 1078 (5)	1.77 941 (12) 2019 (9)	15.09 867 (3) 2886 (4)	24.36 (-0.4) 946 (10) 3832 (5)	6.32 (-1.0) 949 (4) 4781 (5)	58.41 1024 (1) 5805 (3)	2:19.43 831 (21) 6636 (3)
4		Yorgelis RODRÍGUEZ	CUB	6594	-190	13.60 (-0.3) 1036 (12)	1.95 1171 (2) 2207 (2)	13.45 757 (16) 2964 (3)	24.42 (-0.4) 941 (11) 3905 (3)	6.23 (-0.6) 921 (6) 4826 (4)	47.41 810 (9) 5636 (4)	2:10.48 958 (5) 6594 (4)
5		Katarina JOHNSON-THOMPSON	GBR	6558	-226	13.33 (0.0) 1075 (6)	1.80 978 (7) 2053 (5)	12.47 692 (24) 2745 (13)	22.86 (-0.2) 1093 (1) 3838 (4)	6.56 (-0.1) 1027 (2) 4865 (3)	41.72 700 (20) 5565 (5)	2:08.10 993 (3) 6558 (5)
6		Ivona DADIC	AUT	6417	-367	13.68 (-0.3) 1024 (13)	1.80 978 (8) 2002 (10)	13.82 782 (10) 2784 (8)	24.11 (-0.2) 970 (7) 3754 (8)	5.98 (-0.4) 843 (16) 4597 (9)	52.29 905 (4) 5502 (6)	2:13.44 915 (10) 6417 (6)
7		Nadine VISSER	NED	6370	-414	12.85 (0.0) 1147 (1)	1.77 941 (14) 2088 (4)	12.96 725 (20) 2813 (7)	23.73 (-0.2) 1007 (4) 3820 (6)	6.30 (-0.6) 943 (5) 4763 (6)	42.26 711 (18) 5474 (7)	2:14.74 896 (12) 6370 (7)
8		Claudia SALMAN-RATH	GER	6362	-422	13.52 (0.0) 1047 (10)	1.74 903 (15) 1950 (16)	12.84 717 (21) 2667 (19)	23.92 (-0.2) 988 (5) 3655 (13)	6.55 (-0.2) 1023 (3) 4678 (8)	40.70 681 (22) 5359 (10)	2:07.37 1003 (2) 6362 (8)
9		Xénia KRIZSÁN	HUN	6356	-428	13.70 (-0.3) 1021 (14)	1.77 941 (11) 1962 (15)	14.14 803 (8) 2765 (10)	25.15 (-0.3) 873 (23) 3638 (14)	5.93 (-0.5) 828 (20) 4466 (15)	51.25 884 (6) 5350 (11)	2:07.17 1006 (1) 6356 (9)
10		Eliška KLUCINOVÁ	CZE	6313	-471	14.03 (-0.3) 974 (25)	1.86 1054 (3) 2028 (6)	14.80 848 (5) 2876 (5)	24.72 (0.0) 913 (18) 3789 (7)	6.16 (-0.5) 899 (10) 4688 (7)	41.91 704 (19) 5392 (8)	2:13.00 921 (8) 6313 (10)
11		Géraldine RUCKSTUHL	SUI	6230	-554	13.80 (+0.3) 1007 (19)	1.80 978 (9) 1985 (12)	13.36 751 (18) 2736 (14)	24.84 (0.0) 902 (19) 3638 (15)	5.82 (+0.5) 795 (25) 4433 (18)	52.15 902 (5) 5335 (12)	2:14.85 895 (13) 6230 (11)
12		Kendell WILLIAMS	USA	6220	-564	13.02 (0.0) 1121 (2)	1.74 903 (19) 2024 (7)	12.73 709 (22) 2733 (15)	24.29 (-0.2) 953 (8) 3686 (11)	6.19 (-1.7) 908 (9) 4594 (10)	46.43 791 (10) 5385 (9)	2:19.15 835 (20) 6220 (12)
13		Grit ŠADEIKO	EST	6094	-690	13.37 (0.0) 1069 (7)	1.74 903 (19) 1972 (13)	12.55 698 (23) 2670 (18)	24.60 (0.0) 924 (15) 3594 (18)	6.00 (-0.5) 850 (15) 4444 (17)	47.47 811 (8) 5255 (15)	2:18.88 839 (19) 6094 (13)
14		Alina SHUKH	UKR	6075	-709	14.32 (+0.3) 934 (29)	1.83 1016 (6) 1950 (17)	13.75 777 (11) 2727 (16)	26.59 (-0.3) 746 (30) 3473 (25)	5.85 (+0.1) 804 (24) 4277 (25)	52.93 917 (3) 5194 (16)	2:15.84 881 (16) 6075 (14)
15		Katerina CACHOVÁ	CZE	6070	-714	13.37 (0.0) 1069 (8)	1.74 903 (21) 1972 (13)	11.84 651 (26) 2623 (21)	24.56 (0.0) 928 (13) 3551 (21)	6.15 (-1.2) 896 (11) 4447 (16)	43.67 738 (14) 5185 (17)	2:15.58 885 (15) 6070 (15)
16		Antoinette NANA DJIMOU IDA	FRA	6064	-720	13.46 (0.0) 1056 (9)	1.71 867 (26) 1923 (18)	14.61 835 (7) 2758 (12)	25.17 (0.0) 871 (24) 3629 (16)	6.05 (+0.1) 865 (14) 4494 (14)	44.94 762 (13) 5256 (14)	2:21.14 808 (23) 6064 (16)

Timing and Measurement by SEIKO

AT-HEP-W-7--0--RS2..v1 Issued at 10:34 on Thursday, 10 August 2017

1 2

Official Partners



HEPTATHLON FINAL RESULTS

5-6 August 2017



PLACE	BIB	NAME	COUNTRY	POINTS	POINTS BEHIND LEADER	100 Metres Hurdles	High Jump	Shot Put	200 Metres	Long Jump	Javelin Throw	800 Metres
17		Györgyi ZSIVOCZKY-FARKAS	HUN	6050	-734	14.05 (-0.3) 971 (26)	1.77 941 (10) 1912 (20)	13.75 777 (12) 2689 (17)	25.38 (-0.3) 852 (25) 3541 (22)	5.94 (-0.8) 831 (19) 4372 (22)	44.95 763 (12) 5135 (20)	2:13.44 915 (9) 6050 (17)
18		Erica BOUGARD	USA	6036	-748	13.24 (0.0) 1089 (4)	1.74 903 (17) 1992 (11)	11.41 622 (28) 2614 (22)	23.66 (-0.2) 1014 (3) 3628 (17)	6.09 (-1.0) 877 (13) 4505 (13)	33.76 548 (28) 5053 (22)	2:08.77 983 (4) 6036 (18)
19		Odile AHOUANWANOU	BEN	6020	-764	13.71 (0.0) 1020 (16)	1.74 903 (22) 1923 (19)	14.71 841 (6) 2764 (11)	24.09 (-0.4) 972 (6) 3736 (9)	5.92 (-1.2) 825 (21) 4561 (11)	43.16 728 (17) 5289 (13)	2:27.00 731 (25) 6020 (19)
20		Sharon DAY-MONROE	USA	6006	-778	13.82 (0.0) 1004 (20)	1.74 903 (18) 1907 (21)	15.14 870 (2) 2777 (9)	24.97 (-0.3) 890 (20) 3667 (12)	5.61 (-0.6) 732 (27) 4399 (20)	40.74 681 (21) 4988 (23)	2:12.64 926 (6) 6006 (20)
21		Caroline AGNOU	SUI	6001	-783	13.95 (0.0) 985 (22)	1.68 830 (30) 1815 (28)	13.64 770 (14) 2585 (25)	24.64 (-0.4) 920 (17) 3505 (23)	6.22 (-0.7) 918 (7) 4423 (19)	43.54 735 (15) 5158 (19)	2:18.57 843 (17) 6001 (21)
22		Lecabela QUARESMA	POR	5788	-996	13.94 (0.0) 987 (21)	1.71 867 (27) 1854 (24)	13.48 759 (15) 2613 (24)	25.38 (-0.3) 852 (26) 3465 (26)	5.88 (-0.9) 813 (22) 4278 (24)	36.71 604 (26) 4882 (24)	2:14.06 906 (11) 5788 (22)
23		Hanne MAUDENS	BEL	5749	-1035	14.47 (+0.3) 913 (30)	1.77 941 (12) 1854 (25)	11.80 648 (27) 2502 (27)	25.43 (-0.4) 848 (28) 3350 (27)	6.15 (+0.1) 896 (12) 4246 (26)	35.44 580 (27) 4826 (25)	2:12.87 923 (7) 5749 (23)
24		Tamara DE SOUSA	BRA	5631	-1153	14.16 (+0.3) 956 (28)	1.74 903 (15) 1859 (23)	13.69 773 (13) 2632 (20)	24.64 (0.0) 920 (16) 3552 (20)	5.69 (-0.4) 756 (26) 4308 (23)	40.65 680 (23) 4988 (23)	2:34.03 643 (26) 5631 (24)
25		Alysbeth FELIX	PUR	5584	-1200	14.03 (-0.3) 974 (24)	1.71 867 (25) 1841 (26)	10.82 583 (29) 2424 (28)	25.38 (0.0) 852 (27) 3276 (28)	5.86 (-0.7) 807 (23) 4083 (27)	39.56 659 (24) 4742 (26)	2:18.68 842 (18) 5584 (25)
26		Swapna BARMAN	IND	5431	-1353	14.14 (+0.3) 959 (27)	1.71 867 (23) 1826 (27)	10.81 583 (30) 2409 (29)	26.45 (-0.3) 758 (29) 3167 (30)	5.53 (+0.1) 709 (28) 3876 (28)	43.49 734 (16) 4610 (27)	2:20.17 821 (22) 5431 (26)
27		Vanessa CHEFER	BRA	4500	-2284	14.94 (+0.3) 850 (31)	1.68 830 (29) 1680 (30)	12.12 669 (25) 2349 (30)	25.15 (-0.4) 873 (22) 3222 (29)	5.23 (-0.1) 623 (29) 3845 (29)	39.36 655 (25) 4500 (28)	DNF 0 4500 (27)
		Verena PREINER	AUT	DNF		13.79 (-0.3) 1008 (18)	1.71 867 (23) 1875 (22)	13.16 738 (19) 2613 (23)	24.44 (-0.4) 939 (12) 3552 (19)	5.98 (+2.2) 843 (17) 4395 (21)	45.27 769 (11) 5164 (18)	DNS
		Nadine BROERSEN	NED	DNF		13.79 (-0.3) 1008 (17)	1.83 1016 (5) 2024 (8)	14.09 800 (9) 2824 (6)	24.98 (-0.3) 889 (21) 3713 (10)	5.95 (-0.9) 834 (18) 4547 (12)	DNS	
		Evelis AGUILAR	COL	DNF		14.03 (+0.3) 974 (23)	1.68 830 (28) 1804 (29)	13.39 753 (17) 2557 (26)	24.35 (-0.4) 947 (9) 3504 (24)	DNS		
		Laura IKAUNIECE-ADMIDINA	LAT	DNF		13.71 (0.0) 1020 (15)	DNS					



MEDAL TABLE

FINAL

PLACE	COUNTRY	TOTAL	W	M	X	GOLD				SILVER				BRONZE			
						TOTAL	W	M	X	TOTAL	W	M	X	TOTAL	W	M	X
1	USA UNITED STATES	30	17	13		10	7	3		11	5	6		9	5	4	
2	KEN KENYA	11	5	6		5	2	3		2	1	1		4	2	2	
3	RSA SOUTH AFRICA	6	2	4		3	1	2		1		1		2	1	1	
4	FRA FRANCE	5	1	4		3		3						2	1	1	
5	CHN PR OF CHINA	7	7			2	2			3	3			2	2		
6	GBR GREAT BRITAIN & N.I.	6	2	4		2		2		3	2	1		1		1	
7	ETH ETHIOPIA	5	3	2		2	1	1		3	2	1					
8	POL POLAND	8	4	4		2	1	1		2		2		4	3	1	
9	ANA AUTH. NEUTRAL ATHLETE	6	2	4		1	1			5	1	4					
10	GER GERMANY	5	2	3		1		1		2	1	1		2	1	1	
11	CZE CZECH REPUBLIC	3	1	2		1	1			1		1		1		1	
12	AUS AUSTRALIA	2	2			1	1			1	1						
	BRN BAHRAIN	2	2			1	1			1	1						
	COL COLOMBIA	2	1	1		1		1		1	1						
	TUR TURKEY	2		2		1		1		1		1					
16	JAM JAMAICA	4	2	2		1		1						3	2	1	
	NED NETHERLANDS	4	4			1	1							3	3		
18	CRO CROATIA	2	1	1		1	1							1		1	
	NOR NORWAY	2		2		1		1						1		1	
	POR PORTUGAL	2	1	1		1	1							1		1	
	QAT QATAR	2		2		1		1						1		1	
	TTO TRINIDAD AND TOBAGO	2		2		1		1						1		1	
	VEN VENEZUELA	2	2			1	1							1	1		
24	BEL BELGIUM	1	1			1	1										
	GRE GREECE	1	1			1	1										
	LTU LITHUANIA	1		1		1		1									
	NZL NEW ZEALAND	1		1		1		1									
28	CIV IVORY COAST	2	2							2	2						
29	JPN JAPAN	3		3						1		1		2		2	
30	BAH BAHAMAS	2	1	1						1		1		1		1	



PLACE	COUNTRY	TOTAL	W	M	X
30	HUN HUNGARY	2	1	1	
32	BDI BURUNDI	1	1		
	MEX MEXICO	1	1		
	MAR MOROCCO	1		1	
	SWE SWEDEN	1		1	
	UGA UGANDA	1		1	
	UKR UKRAINE	1	1		
38	BRA BRAZIL	1		1	
	CUB CUBA	1	1		
	ITA ITALY	1	1		
	KAZ KAZAKHSTAN	1	1		
	SYR SYRIA	1		1	
	TAN TANZANIA	1		1	

GOLD				SILVER				BRONZE			
TOTAL	W	M	X	TOTAL	W	M	X	TOTAL	W	M	X
				1	1			1			1
				1	1						
				1	1						
				1		1					
				1		1					
				1	1						
								1			1
								1			1
								1			1
								1			1
								1			1



RECORDS SET

FINAL

Men

Men Total

0	0	1	0	7	1	17
---	---	---	---	---	---	----

100 Metres

1302	VOLKO Ján - SVK	10.15	p	3						NR
------	-----------------	-------	---	---	--	--	--	--	--	-----------

200 Metres

1457	SIAME Sydney - ZAM	20.29	h	5						NR
------	--------------------	-------	---	---	--	--	--	--	--	-----------

400 Metres

667	GARDINER Steven - BAH	43.89	sf	1						NR
-----	-----------------------	-------	----	---	--	--	--	--	--	-----------

1500 Metres

1017	DIXON Harvey - GIB	3:44.03	h	3						NR
------	--------------------	---------	---	---	--	--	--	--	--	-----------

10,000 Metres

954	FARAH Mohamed - GBR	26:49.51	f						WL	
-----	---------------------	----------	---	--	--	--	--	--	-----------	--

735	CHEROBEN Abraham Naibei - BRN	27:11.08	f							NR
-----	-------------------------------	----------	---	--	--	--	--	--	--	-----------

749	AHMED Mohammed - CAN	27:02.35	f							NR
-----	----------------------	----------	---	--	--	--	--	--	--	-----------

3000 Metres Steeplechase

1051	KEYHANI Hossein - IRI	8:33.76	h	1						NR
------	-----------------------	---------	---	---	--	--	--	--	--	-----------

400 Metres Hurdles

628	RUGGERI Guillermo - ARG	49.69	h	4						NR
-----	-------------------------	-------	---	---	--	--	--	--	--	-----------

Pole Vault

785	XUE Changrui - CHN	5.82	f							NR
-----	--------------------	------	---	--	--	--	--	--	--	-----------

Decathlon

937	MAYER Kevin - FRA	8768							WL	
-----	-------------------	------	--	--	--	--	--	--	-----------	--

20 Kilometres Race Walk

365	BONFIM Caio - BRA	1:19:04	f							NR
-----	-------------------	---------	---	--	--	--	--	--	--	-----------

528	SHANGE Lebogang - RSA	1:19:18	f							NR
-----	-----------------------	---------	---	--	--	--	--	--	--	-----------

384	ARÉVALO Eider - COL	1:18:53	f							NR
-----	---------------------	---------	---	--	--	--	--	--	--	-----------

50 Kilometres Race Walk

418	DINIZ Yohann - FRA	3:33:12	f			CR		WL		
-----	--------------------	---------	---	--	--	-----------	--	-----------	--	--

507	REW Quentin - NZL	3:46:29	f							NR
-----	-------------------	---------	---	--	--	--	--	--	--	-----------

438	HELEBRAND Máté - HUN	3:43:56	f							NR
-----	----------------------	---------	---	--	--	--	--	--	--	-----------

4x100 Metres Relay

GBR	GREAT BRITAIN & N.I. - GBR	37.47	f					WL	AR	NR
-----	----------------------------	-------	---	--	--	--	--	-----------	-----------	-----------

USA	UNITED STATES - USA	37.70	h	1				WL		
-----	---------------------	-------	---	---	--	--	--	-----------	--	--

4x400 Metres Relay

TTO	TRINIDAD AND TOBAGO - TTO	2:58.12	f					WL		NR
-----	---------------------------	---------	---	--	--	--	--	-----------	--	-----------

USA	UNITED STATES - USA	2:59.23	h	2				WL		
-----	---------------------	---------	---	---	--	--	--	-----------	--	--

ESP	SPAIN - ESP	3:00.65	f							NR
-----	-------------	---------	---	--	--	--	--	--	--	-----------

Women

Women Total

1	0	2	3	8	10	34
---	---	---	---	---	----	----

100 Metres

3696	SANTOS Rosangela - BRA	10.91	sf	2			AR	NR
3774	TAEA Patricia - COK	12.18	h	3				NR

200 Metres

3772	TA LOU Marie-Josée - CIV	22.08	f					NR
------	--------------------------	-------	---	--	--	--	--	----

400 Metres

4213	BARRIE Maggie - SLE	53.20	h	1				NR
3707	NASER Salwa Eid - BRN	50.08	sf	2				NR
3707	NASER Salwa Eid - BRN	50.57	h	4				NR
3707	NASER Salwa Eid - BRN	50.06	f					NR

800 Metres

4209	SEMENYA Caster - RSA	1:55.16	f				WL	NR
------	----------------------	---------	---	--	--	--	----	----

5000 Metres

3777	CONEO Muriel - COL	15:26.18	h	2				NR
------	--------------------	----------	---	---	--	--	--	----

10,000 Metres

3839	AYANA Almaz - ETH	30:16.32	f				WL	
4384	KHAMIDOVA Sitora - UZB	31:57.42	f					NR
4162	MARTÍNEZ Carmen Patricia - PAR	33:18.22	f					NR

Marathon

133	HANDZLIK Dagmara - CYP	2:38:52	f					NR
-----	------------------------	---------	---	--	--	--	--	----

3000 Metres Steeplechase

4324	COBURN Emma - USA	9:02.58	f				CR	AR	NR
3611	CASSETTA Belén - ARG	9:35.78	h	3				AR	NR
3611	CASSETTA Belén - ARG	9:25.99	f					AR	NR
3729	LALONDE Geneviève - CAN	9:29.99	f						NR

High Jump

3791	RODRÍGUEZ Yorgelis - CUB	1.95	u	A				CHB
3664	THIAM Nafissatou - BEL	1.95	u	A				CHB

Pole Vault

3976	STEFANÍDI Ekateríni - GRE	4.91	f				WL	NR
4385	PEINADO Robeilys - VEN	4.65	f					NR

Discus Throw

3636	STEVENS Dani - AUS	69.64	f					AR	NR
------	--------------------	-------	---	--	--	--	--	----	----

Javelin Throw

3764	LYU Huihui - CHN	67.59	q	B				AR	NR
4136	VETTER Anouk - NED	58.41	u	B			CHB		

Heptathlon

3642	DADIC Ivona - AUT	6417							NR
4136	VETTER Anouk - NED	6636							NR
3666	AHOUANWANOU Odile - BEN	6020							NR
3791	RODRÍGUEZ Yorgelis - CUB	6594							NR

20 Kilometres Race Walk

112	DE SENA Erica - BRA	1:26:59	f					AR	NR
217	GARCÍA Kimberly - PER	1:29:13	f						NR
170	CHING Siu Nga - HKG	1:35:04	f						NR
172	MADARÁSZ Viktória - HUN	1:30:05	f						NR
126	ARENAS Sandra - COL	1:28:10	f						NR

50 Kilometres Race Walk

224	HENRIQUES Inês - POR	4:05:56	f	WR	CR	WL	AR	NR
253	BURNETT Kathleen - USA	4:21:51	f				AR	NR
125	YIN Hang - CHN	4:08:58	f				AR	NR

4x100 Metres Relay

USA	UNITED STATES - USA	41.84	h	1		WL		
USA	UNITED STATES - USA	41.82	f			WL		
SUI	SWITZERLAND - SUI	42.50	h	1				NR

4x400 Metres Relay

USA	UNITED STATES - USA	3:21.66	h	1		WL		
USA	UNITED STATES - USA	3:19.02	f			WL		
BOT	BOTSWANA - BOT	3:26.90	h	1				NR

MEN + WOMEN Total

1	0	3	3	15	11	51
---	---	---	---	----	----	----

Official Partners



PLACING TABLE

FINAL

PLACE	POINTS	COUNTRY	Gold	Silver	Bronze	Fourth	Fifth	Sixth	Seventh	Eighth
1	272	USA UNITED STATES	10	11	9	2	6	5	4	4
2	124	KEN KENYA	5	2	4	5	2	2	3	1
3	105	GBR GREAT BRITAIN & N.I.	2	3	1	5	3	6	2	3
4	86	POL POLAND	2	2	4		3	3	5	1
5	81	CHN PR OF CHINA	2	3	2	3	1	1	3	4
6	78	GER GERMANY	1	2	2	3	4	3	1	2
7	70	ETH ETHIOPIA	2	3		2	3	1	3	2
8	68	FRA FRANCE	3		2	4	1	2		2
	68	JAM JAMAICA	1		3	4	3	2		4
10	56	ANA AUTH. NEUTRAL ATHLETE	1	5		1	1	1		1
11	52	RSA SOUTH AFRICA	3	1	2	1	1			
12	40	NED NETHERLANDS	1		3		2		2	2
13	37	CZE CZECH REPUBLIC	1	1	1	2	1			2
14	35	CUB CUBA			1	3	2	1	1	1
15	30	CAN CANADA					2	5	2	3
16	26	BRN BAHRAIN	1	1			1	2		1
17	25	JPN JAPAN		1	2		1		1	
18	23	AUS AUSTRALIA	1	1				2	1	
	23	TTO TRINIDAD AND TOBAGO	1		1			2	1	1
20	21	BRA BRAZIL			1	1	1		3	
	21	TUR TURKEY	1	1			1		1	
22	19	BAH BAHAMAS		1	1	1				1
	19	COL COLOMBIA	1	1			1			
	19	CRO CROATIA	1		1	1				
	19	CIV IVORY COAST		2		1				
26	17	POR PORTUGAL	1		1			1		
27	16	HUN HUNGARY		1	1			1		
	16	QAT QATAR	1		1				1	
29	15	UKR UKRAINE		1		1		1		
30	14	BOT BOTSWANA				1	1	1	1	
	14	NOR NORWAY	1		1					
	14	ESP SPAIN				1	1		2	1
	14	VEN VENEZUELA	1		1					
34	13	BEL BELGIUM	1			1				
35	12	MEX MEXICO		1		1				
36	11	GRE GREECE	1					1		
37	10	LTU LITHUANIA	1						1	
38	9	ITA ITALY			1			1		
	9	NZL NEW ZEALAND	1							1
	9	SUI SWITZERLAND					2			1
41	8	AZE AZERBAIJAN					2			
	8	BLR BELARUS						2	1	
	8	MAR MOROCCO		1						1
	8	SWE SWEDEN		1						1
45	7	BDI BURUNDI		1						
	7	UGA UGANDA		1						
47	6	KAZ KAZAKHSTAN			1					
	6	SYR SYRIA			1					
	6	TAN TANZANIA			1					
50	5	EST ESTONIA				1				

PLACE	POINTS	COUNTRY	Gold	Silver	Bronze	Fourth	Fifth	Sixth	Seventh	Eighth
50	5	ISR ISRAEL				1				
	5	NGR NIGERIA					1			1
	5	SRB SERBIA				1				
54	4	ERI ERITREA							2	
	4	FIN FINLAND					1			
56	3	AUT AUSTRIA						1		
	3	BAR BARBADOS						1		
	3	DOM DOMINICAN REPUBLIC						1		
59	2	IVB BRITISH VIRGIN ISLANDS							1	
	2	BUL BULGARIA							1	
	2	GRN GRENADA							1	
	2	PER PERU							1	
	2	TJK TAJIKISTAN							1	
	2	ZAM ZAMBIA							1	
65	1	IRL IRELAND								1
	1	MDA MOLDOVA								1

