



INTERMEDIATE RESULTS

各項完成之間成績統計

| | | | |
|-------------------------------------|--------------------------|-------------------|-------------|
| WORLD DECATHLON RECORD | 9045 EATON Ashton | USA Beijing (CHN) | 29 AUG 2015 |
| UNIVERSIADE DECATHLON RECORD | 8380 SEBRLE Roman | CZE Catania (ITA) | 28 AUG 1997 |

AFTER 9 EVENTS

| Rk | Bib Name | NUSF Code | 100m | LJ | SP | HJ | 400m | 110m H | DT | PV | JT | 1500m | Points | Points Behind Leader |
|----|---------------------------------------|-----------|----------------------------------------|---------------------------------------|----------------------------------|---------------------------------|----------------------------------|----------------------------------|----------------------------------|---------------------------------|----------------------------------|-------|-------------|----------------------|
| 1 | 41 CRANSTON Kyle Stuart 3 SEP 1992 | AUS | 11.13 (-0.4) 832(3) 1655(5) | 7.04 (+0.5) 823(5) 2369(5) | 13.76 714(5) 2369(5) | 1.98 785(5) 3154(2) | 48.99 862(1) 4016(1) | 15.11 836(6) 4852(1) | 41.53 696(6) 5548(1) | 4.60 790(3) 6338(1) | 56.30 682(3) 7020(1) | | 7020 | |
| 2 | 357 HASSI Juuso Antero 4 APR 1993 | FIN | 11.17 (-0.6) 823(7) 1670(4) | 7.14 (+0.5) 847(4) 2391(2) | 13.88 721(4) 2391(2) | 1.95 758(7) 3149(3) | 50.80 778(9) 3927(5) | 15.17 829(7) 4756(4) | 41.84 702(5) 5458(3) | 4.70 819(1) 6277(3) | 54.56 656(6) 6933(2) | | 6933 | 87 |
| 3 | 102 ANDRALOITS Maksim 17 JUN 1997 | BLR | 11.14 (-0.6) 830(5) 1627(8) | 6.93 (+0.3) 797(8) 2335(7) | 13.66 708(7) 2335(7) | 1.95 758(8) 3093(5) | 49.38 843(4) 3936(4) | 14.84 869(2) 4805(2) | 43.31 732(1) 5537(2) | 4.50 760(7) 6297(2) | 51.53 611(7) 6908(3) | | 6908 | 112 |
| 4 | 824 BOOTH Aaron James 12 SEP 1996 | NZL | 11.19 (-0.4) 819(8) 1673(3) | 7.17 (+1.0) 854(2) 2370(4) | 13.49 697(9) 2370(4) | 2.01 813(2) 3183(1) | 49.75 826(5) 4009(2) | 15.85 750(12) 4759(3) | 41.45 694(7) 5453(4) | 4.20 673(10) 6126(5) | 55.23 666(4) 6792(4) | | 6792 | 228 |
| 5 | 274 LUKAS Marek 16 JUL 1991 | CZE | 11.37 (-1.2) 780(11) 1484(15) | 6.53 (-1.0) 704(15) 2240(11) | 14.45 756(1) 2240(11) | 1.80 627(13) 2867(15) | 50.64 785(8) 3652(12) | 15.00 850(4) 4502(10) | 39.28 650(10) 5152(10) | 4.60 790(5) 5942(8) | 67.20 847(1) 6789(5) | | 6789 | 231 |
| 6 | 964 PRETORIUS Fredriech 4 AUG 1995 | RSA | 11.22 (-1.2) 812(10) 1597(9) | 6.88 (-0.2) 785(9) 2298(9) | 13.56 701(8) 2298(9) | 1.98 785(6) 3083(6) | 51.70 738(14) 3821(8) | 14.96 854(3) 4675(6) | 41.93 704(4) 5379(6) | 4.60 790(6) 6169(4) | 50.65 598(10) 6767(6) | | 6767 | 253 |
| 7 | 382 LELIEVRE Jeremy 8 FEB 1991 | FRA | 11.19 (-1.2) 819(8) 1640(6) | 7.03 (+0.4) 821(6) 2386(3) | 14.29 746(3) 2386(3) | 1.80 627(15) 3013(9) | 49.31 847(3) 3860(6) | 15.18 828(8) 4688(5) | 43.02 726(2) 5414(5) | 4.20 673(8) 6087(7) | 51.36 609(8) 6696(7) | | 6696 | 324 |
| 8 | 385 MAUGEIN Maxime 27 SEP 1992 | FRA | 11.43 (-0.6) 767(14) 1534(11) | 6.80 (+0.3) 767(12) 2229(12) | 13.46 695(10) 2229(12) | 1.92 731(11) 2960(12) | 50.32 800(7) 3760(10) | 14.69 887(1) 4647(7) | 37.92 622(12) 5269(7) | 4.70 819(2) 6088(6) | 50.20 592(11) 6680(8) | | 6680 | 340 |
| 9 | 681 KREGERS Reinis 22 JAN 1992 | LAT | 11.45 (-0.4) 763(16) 1506(14) | 6.70 (+1.5) 743(13) 2171(15) | 12.96 665(14) 2171(15) | 1.98 785(4) 2956(13) | 51.61 742(13) 3698(11) | 16.62 665(13) 4363(13) | 39.86 662(9) 5025(12) | 4.60 790(4) 5815(10) | 54.92 662(5) 6477(9) | | 6477 | 543 |
| 10 | 1143 WANG Cheng-Yuan 9 OCT 1996 | TPE | 11.06 (-0.6) 847(2) 1697(2) | 7.15 (+0.4) 850(3) 2337(6) | 12.56 640(16) 2337(6) | 1.80 627(16) 2964(11) | 50.02 814(6) 3778(9) | 15.03 846(5) 4624(8) | 35.61 576(13) 5200(9) | 4.20 673(11) 5873(9) | 49.13 576(12) 6449(10) | | 6449 | 571 |
| 11 | 815 HOLMBERG H 23 SEP 1989 | NOR | 11.66 (-0.4) 719(18) 1403(17) | 6.44 (+0.7) 684(16) 2076(16) | 13.09 673(13) 2076(16) | 2.01 813(3) 2889(14) | 51.13 763(11) 3652(12) | 15.82 753(11) 4405(11) | 42.86 723(3) 5128(11) | 3.70 535(13) 5663(11) | 47.13 546(13) 6209(11) | | 6209 | 811 |



INTERMEDIATE RESULTS

各項完成之間成績統計

| | | | |
|-------------------------------------|--------------------------|-------------------|-------------|
| WORLD DECATHLON RECORD | 9045 EATON Ashton | USA Beijing (CHN) | 29 AUG 2015 |
| UNIVERSIADE DECATHLON RECORD | 8380 SEBRLE Roman | CZE Catania (ITA) | 28 AUG 1997 |

AFTER 9 EVENTS

| Rk | Bib Name | NUSF Code | 100m | LJ | SP | HJ | 400m | 110m H | DT | PV | JT | 1500m | Points | Points Behind Leader |
|----|------------------------------------------|-----------|-----------------|----------------|----------|----------|----------|-----------------|----------|----------|--------|-------|-------------|----------------------|
| 12 | 300 NIELSEN Christian Lind 5 AUG 1991 | DEN | 11.45 (-0.4) | 6.83 (+0.4) | 12.68 | 1.80 | 50.86 | 15.33 (-0.2) | 30.33 | 4.00 | 50.66 | | 6083 | 937 |
| | | | 763(15) | 774(10) | 648(15) | 627(14) | 775(10) | 810(9) | 471(14) | 617(12) | 598(9) | | | |
| | | | 1537(10) | 2185(14) | 2812(16) | 3587(14) | 4397(12) | 4868(13) | 5485(12) | 6083(12) | | | | |
| 13 | 174 TURNER James 4 AUG 1993 | CAN | 11.01 (-0.6) | 7.25 (0.0) | 13.69 | 1.83 | 49.13 | DQ | 41.14 | 4.20 | 59.48 | | 6040 | 980 |
| | | | 858(1) | 874(1) | 709(6) | 653(12) | 855(2) | | 688(8) | 673(9) | 730(2) | | | |
| | | | 1732(1) | 2441(1) | 3094(4) | 3949(3) | 3949(14) | 4637(14) | 5310(13) | 6040(13) | | | | |
| | 399 LANE John Ernest 29 JAN 1989 | GBR | 11.13 (-1.2) | 6.94 (+0.9) | 13.24 | 1.95 | 51.17 | 15.67 (+1.2) | 38.14 | DNS | | | DNF | |
| | | | 832(3) | 799(7) | 682(12) | 758(9) | 761(12) | 770(10) | 627(11) | | | | | |
| | | | 1631(7) | 2313(8) | 3071(7) | 3832(7) | 4602(9) | 5229(8) | | | | | | |
| | 123 DE CARVALHO SANT J 30 AUG 1995 | BRA | 11.47 (-1.2) | 6.80 (-0.5) | 14.43 | 1.92 | DNF | DNS | | | | | DNF | |
| | | | 759(17) | 767(11) | 755(2) | 731(10) | | | | | | | | |
| | | | 1526(12) | 2281(10) | 3012(10) | 3012(15) | | | | | | | | |
| | 760 RUIZ LOPEZ F 20 FEB 1995 | MEX | 11.41 (-0.4) | 6.24 (+0.8) | 12.20 | NM | 51.93 | DNS | | | | | DNF | |
| | | | 771(13) | 639(17) | 619(17) | | 728(15) | | | | | | | |
| | | | 1410(16) | 2029(17) | 2029(17) | 2757(16) | | | | | | | | |
| | 419 BOLLINGER M 7 OCT 1996 | GER | 11.37 (-0.6) | 6.64 (+0.4) | 13.45 | 2.04 | DNF | | | | | | DNF | |
| | | | 780(11) | 729(14) | 695(11) | 840(1) | | | | | | | | |
| | | | 1509(13) | 2204(13) | 3044(8) | | | | | | | | | |
| | 926 REMEDIOS Samuel 24 FEB 1992 | POR | 11.14 (-1.2) | NM | DNS | | | | | | | | DNF | |
| | | | 830(5) | | | | | | | | | | | |
| | | | | 830(18) | | | | | | | | | | |

| | | | | | | | |
|----------------|----------------|------------|---------------|-----------|---------------|-----------|--------------|
| Legend: | Did not Finish | DNS | Did not Start | DQ | Disqualified | DT | Discus Throw |
| H | Hurdles | HJ | High Jump | JT | Javelin Throw | LJ | Long Jump |
| NM | No Mark | PV | Pole Vault | Rk | Rank | SP | Shot Put |



INTERMEDIATE RESULTS

各項完成之間成績統計

| | | | |
|--------------------------------------|----------------------------------|--------------------|-------------|
| WORLD HEPTATHLON RECORD | 7291 JOYNER-KERSEE Jackie | USA Seoul (KOR) | 24 SEP 1988 |
| UNIVERSIADE HEPTATHLON RECORD | 6847 NIKITINA Larisa | URS Duisburg (GER) | 29 AUG 1989 |

AFTER 6 EVENTS

| Rk | Bib Name | NUSF Code | 100m H | HJ | SP | 200m | LJ | JT | 800m | Points | Points Behind Leader |
|----|--------------------------------------------|-----------|---------------------------------------|-----------------|------------------------------|----------------------------------------|---------------------------------------|------------------------------|------|-------------|----------------------|
| 1 | 83 PREINER Verena 1 FEB 1995 | AUT | 13.90 (-1.4) 993(1) 1934(2) | 1.77 941(2) | 13.32 749(2) 2683(1) | 24.82 (-3.4) 903(1) 3586(1) | 5.94 (-0.2) 831(3) 4417(1) | 48.61 833(1) 5250(1) | | 5250 | |
| 2 | 58 BURNETT Alysha Jane 4 JAN 1997 | AUS | 14.60 (-1.4) 895(7) 1949(1) | 1.86 1054(1) | 12.46 692(7) 2641(2) | 25.92 (-0.2) 804(6) 3445(2) | 6.09 (+0.8) 877(2) 4322(3) | 46.26 788(2) 5110(2) | | 5110 | 140 |
| 3 | 96 VIDTS Noor 30 MAY 1996 | BEL | 14.27 (-1.4) 941(4) 1844(3) | 1.74 903(3) | 12.68 706(5) 2550(3) | 25.13 (-3.4) 875(2) 3425(3) | 6.20 (0.0) 912(1) 4337(2) | 31.37 503(13) 4840(3) | | 4840 | 410 |
| 4 | 368 HEIKKINEN Jutta Karita 27 OCT 1994 | FIN | 14.20 (-1.4) 950(3) 1780(4) | 1.68 830(11) | 12.23 676(9) 2456(4) | 25.62 (-0.2) 831(4) 3287(4) | 5.76 (-0.5) 777(4) 4064(4) | 44.91 762(3) 4826(4) | | 4826 | 424 |
| 5 | 134 CHEFER SPINOLA Vanessa 5 MAR 1990 | BRA | 15.20 (-1.4) 815(10) 1645(9) | 1.68 830(7) | 12.61 702(6) 2347(8) | 25.55 (-3.4) 837(3) 3184(5) | 5.63 (+1.3) 738(7) 3922(6) | 38.60 640(8) 4562(5) | | 4562 | 688 |
| 6 | 1159 CHU Chia-Ling 11 JAN 1991 | TPE | 14.06 (-1.4) 970(2) 1729(7) | 1.62 759(13) | 12.27 679(8) 2408(5) | 26.43 (-0.2) 760(9) 3168(6) | 5.71 (-0.4) 762(5) 3930(5) | 37.63 622(9) 4552(6) | | 4552 | 698 |
| 7 | 227 PANG Yuting 28 MAY 1995 | CHN | 14.71 (-1.4) 880(8) 1747(6) | 1.71 867(5) | 11.70 641(11) 2388(6) | 26.93 (-0.2) 718(10) 3106(8) | 5.45 (-1.2) 686(9) 3792(7) | 42.40 713(5) 4505(7) | | 4505 | 745 |
| 8 | 181 HUGGINS Dallyssa Jeline 31 OCT 1998 | CAN | 15.54 (-1.4) 772(11) 1675(8) | 1.74 903(4) | 12.78 713(3) 2388(6) | 26.32 (-0.2) 769(8) 3157(7) | 5.19 (0.0) 612(11) 3769(8) | 34.24 557(12) 4326(8) | | 4326 | 924 |
| 9 | 1092 MOKRASOVA Lucia 27 MAR 1994 | SVK | 14.93 (-1.4) 851(9) 1575(12) | 1.59 724(15) | 12.69 707(4) 2282(9) | 26.09 (-3.4) 789(7) 3071(9) | 5.32 (+0.6) 648(10) 3719(9) | 35.04 572(11) 4291(9) | | 4291 | 959 |
| 10 | 663 KIM Chaeyoung 15 MAR 1991 | KOR | 15.62 (0.0) 762(12) 1592(11) | 1.68 830(8) | 10.58 567(14) 2159(12) | 27.36 (-0.2) 682(12) 2841(11) | 5.61 (+2.1) 732(8) 3573(10) | 35.69 585(10) 4158(10) | | 4158 | 1092 |
| 11 | 821 BYE Martine 20 JUN 1993 | NOR | 16.01 (0.0) 713(14) 1543(13) | 1.68 830(10) | 11.33 617(13) 2160(11) | 28.86 (-2.2) 565(17) 2725(12) | 4.74 (+0.1) 490(12) 3215(12) | 43.73 739(4) 3954(11) | | 3954 | 1296 |



INTERMEDIATE RESULTS

各項完成之間成績統計

| | | | |
|--------------------------------------|----------------------------------|--------------------|-------------|
| WORLD HEPTATHLON RECORD | 7291 JOYNER-KERSEE Jackie | USA Seoul (KOR) | 24 SEP 1988 |
| UNIVERSIADE HEPTATHLON RECORD | 6847 NIKITINA Larisa | URS Duisburg (GER) | 29 AUG 1989 |

AFTER 6 EVENTS

| Rk | Bib Name | NUSF Code | 100m H | HJ | SP | 200m | LJ | JT | 800m | Points | Points Behind Leader |
|----|----------------------------------------------|-----------|-----------------|----------|----------|-----------------|----------------|----------|----------|--------|----------------------|
| 12 | 189 OUDENAARDEN Nicole Corrie 14 JAN 1994 | CAN | DQ | 1.71 | 13.83 | 25.68 (-3.4) | 5.70 (-0.4) | 40.93 | | 3919 | 1331 |
| | | | | 867(6) | 783(1) | 825(5) | 759(6) | 685(7) | | | |
| | | | | 867(18) | 1650(15) | 2475(15) | 3234(11) | 3919(12) | | | |
| 13 | 491 GUSTIAYU Tresna Puspita 1 AUG 1996 | INA | 15.65 (0.0) | 1.50 | 11.52 | 28.52 (-2.2) | 4.71 (0.0) | 30.20 | | 3560 | 1690 |
| | | | 758(13) | 621(16) | 629(12) | 590(16) | 482(13) | 480(14) | | | |
| | | | | 1379(14) | 2008(13) | 2598(13) | 3080(13) | 3560(13) | | | |
| 14 | 342 KAUNISSAAR Terje 10 AUG 1992 | EST | 18.80 (-1.4) | 1.68 | 12.01 | 28.50 (-2.2) | NM | 42.19 | | 3202 | 2048 |
| | | | 409(17) | 830(9) | 662(10) | 592(15) | | 709(6) | | | |
| | | | | 1239(15) | 1901(14) | 2493(14) | 2493(16) | 3202(14) | | | |
| 15 | 1019 POTOVAR Tjasa 13 SEP 1997 | SLO | 17.21 (0.0) | 1.32 | 9.40 | 27.86 (-2.2) | 4.67 (-1.0) | 25.63 | | 3000 | 2250 |
| | | | 573(15) | 429(18) | 490(16) | 642(13) | 472(14) | 394(15) | | | |
| | | | | 1002(17) | 1492(17) | 2134(16) | 2606(14) | 3000(15) | | | |
| 16 | 1015 MLJAC Brina 3 JAN 1993 | SLO | 17.29 (0.0) | 1.35 | 9.19 | 28.14 (-2.2) | 4.39 (+0.2) | 23.86 | | 2883 | 2367 |
| | | | 564(16) | 460(17) | 477(17) | 620(14) | 401(15) | 361(16) | | | |
| | | | | 1024(16) | 1501(16) | 2121(17) | 2522(15) | 2883(16) | | | |
| 17 | 852 SIDDIQUE Ghazala 12 APR 1994 | PAK | 22.00 (0.0) | NM | 7.12 | 31.58 (-2.2) | 3.93 (+0.8) | NM | | 1169 | 4081 |
| | | | 157(18) | | 343(18) | 377(18) | 292(16) | | | | |
| | | | | | 157(19) | 500(18) | 877(18) | 1169(17) | 1169(17) | | |
| | 148 KOALA Christiane Yasm 8 MAR 1994 | BUR | | | | | | | | 0 | |
| | 1171 LIOU Ya-Jyun 20 SEP 1993 | TPE | 14.53 (-1.4) | 1.59 | 10.35 | 27.29 (-0.2) | DNS | | | DNF | |
| | | | 905(6) | 724(14) | 552(15) | 688(11) | | | | | |
| | | | | 1629(10) | 2181(10) | 2869(10) | | | | | |
| | 28 CHIAPPE Y MADSEN Fiorella 1 JAN 1996 | ARG | 14.31 (-1.4) | 1.68 | DNS | | | | | DNF | |
| | | | 935(5) | 830(12) | | | | | | | |
| | | | | 1765(5) | | | | | | | |
| | 2 EISDEN Shardiela 7 MAY 1997 | AHO | DNS | | | | | | | DNF | |
| | 594 HEMPHILL Meg 23 MAY 1996 | JPN | DNS | | | | | | | DNF | |



INTERMEDIATE RESULTS

各項完成之間成績統計

| | | | | |
|--------------------------------------|----------------------------------|-----|----------------|-------------|
| WORLD HEPTATHLON RECORD | 7291 JOYNER-KERSEE Jackie | USA | Seoul (KOR) | 24 SEP 1988 |
| UNIVERSIADE HEPTATHLON RECORD | 6847 NIKITINA Larisa | URS | Duisburg (GER) | 29 AUG 1989 |

AFTER 6 EVENTS

| Rk | Bib Name | NUSF Code | 100m H | HJ | SP | 200m | LJ | JT | 800m | Points | Points Behind Leader |
|----|------------------------------------------|-----------|--------|----|----|------|----|----|------|--------|----------------------|
| | 1090 LAJCAKOVA Stanislava 20 APR 1996 | SVK | DNS | | | | | | | | DNF |

Legend:

| | | | | | | | |
|------------|----------------|------------|---------------|-----------|--------------|-----------|---------|
| DNF | Did not Finish | DNS | Did not Start | DQ | Disqualified | H | Hurdles |
| HJ | High Jump | JT | Javelin Throw | LJ | Long Jump | NM | No Mark |
| Rk | Rank | SP | Shot Put | | | | |



RESULTS

成績

| | | | |
|---------------------------|---------------------------|-------------------|-------------|
| WORLD RECORD | 9.58 BOLT Usain | JAM Berlin (GER) | 16 AUG 2009 |
| UNIVERSIADE RECORD | 9.97 SIMBINE Akani | RSA Gwangju (KOR) | 9 JUL 2015 |

Wind: -0.9 m/s

| Rk | Bib | Name | NUSF Code | Date of Birth | Lane | Reaction Time | Result |
|----|------|-----------------------|-----------|---------------|------|---------------|--------------|
| 1 | 1148 | YANG Chun-Han | TPE | 1 JAN 1997 | 5 | 0.155 | 10.22 |
| 2 | 966 | ROTO Thando | RSA | 26 SEP 1995 | 4 | 0.182 | 10.24 |
| 3 | 1261 | BURRELL Cameron Malik | USA | 11 SEP 1994 | 9 | 0.169 | 10.27 |
| 4 | 558 | TRACEY Tyquendo | JAM | 10 JUN 1993 | 3 | 0.151 | 10.28 |
| 5 | 1085 | VOLKO Jan | SVK | 2 NOV 1996 | 6 | 0.166 | 10.30 |
| 6 | 1263 | COLLINS Le Shon Jabre | USA | 11 DEC 1993 | 2 | 0.179 | 10.32 |
| 7 | 585 | TADA Shuhei | JPN | 24 JUN 1996 | 8 | 0.172 | 10.33 |
| 8 | 455 | YEBOAH Emmanuel | GHA | 10 AUG 1997 | 7 | 0.165 | 10.36 |

Weather conditions

Temperature: 28°C

Humidity: 84%

Conditions: Partly cloudy

Legend:

Rk Rank



TAIPEI STADIUM
臺北田徑場

TAIPEI 2017 SAT 周六
29TH SUMMER UNIVERSIADE 26 AUG 2017
20:05

ATHLETICS
田徑

MEN'S 200M
男子200公尺

FINAL



RESULTS

成績

| | | | | |
|---------------------------|----------------------------|-----|------------------------|-------------|
| WORLD RECORD | 19.19 BOLT Usain | JAM | Berlin (GER) | 20 AUG 2009 |
| UNIVERSIADE RECORD | 19.72 MENNEA Pietro | ITA | Ciudad de México (MEX) | 12 SEP 1979 |

Wind: -3.8 m/s

| Rk | Bib | Name | NUSF Code | Date of Birth | Lane | Reaction Time | Result |
|----|------|--------------------------|-----------|---------------|------|---------------|--------------|
| 1 | 380 | JOHN Jeffrey | FRA | 6 JUN 1992 | 3 | 0.167 | 20.93 |
| 2 | 161 | LINDE James Kenneth | CAN | 18 AUG 1994 | 1 | 0.143 | 20.96 |
| 3 | 1085 | VOLKO Jan | SVK | 2 NOV 1996 | 6 | 0.159 | 20.99 |
| 4 | 967 | TITI Ncincilili | RSA | 15 DEC 1993 | 5 | 0.156 | 21.00 |
| 5 | 1178 | TELESFORD Dan Neil Javan | TTO | 9 SEP 1990 | 2 | 0.149 | 21.03 |
| 6 | 828 | MILLAR Joseph Fitzgera | NZL | 24 SEP 1992 | 7 | 0.152 | 21.04 |
| 7 | 1148 | YANG Chun-Han | TPE | 1 JAN 1997 | 4 | 0.152 | 21.07 |
| 8 | 591 | YAMASHITA Jun | JPN | 23 AUG 1997 | 8 | 0.162 | 21.16 |

Weather conditions

Temperature: 34°C

Humidity: 55%

Conditions: Sunny

Legend:

Rk Rank





RESULTS

成績

| | | | | | | |
|---------------------------|--------------|--------------------|----------------|-----|----------------------|-------------|
| WORLD RECORD | 43.03 | van NIEKERK | Wayde | RSA | Río de Janeiro (BRA) | 14 AUG 2016 |
| UNIVERSIADE RECORD | 44.81 | CHUKWU | Clement | NGR | Catania (ITA) | 30 AUG 1997 |

| Rk | Bib | Name | NUSF Code | Date of Birth | Lane | Reaction Time | Result | |
|----|------|-------------------------------|-----------|---------------|------|---------------|--------------|----|
| 1 | 321 | SANTOS AQUINO Luguélin Miguel | DOM | 12 NOV 1992 | 3 | 0.182 | 45.24 | SB |
| 2 | 265 | LESCAY PARDO Yoandys Alberto | CUB | 5 JAN 1994 | 5 | 0.209 | 45.31 | SB |
| 3 | 887 | OMELKO Rafal Konrad | POL | 16 JAN 1989 | 4 | 0.202 | 45.56 | |
| 4 | 878 | DUSZYNSKI Kajetan Patryk | POL | 12 MAY 1995 | 7 | 0.186 | 46.50 | |
| 5 | 151 | AYESU ATTAH Benjamin Kweku | CAN | 28 APR 1993 | 6 | 0.161 | 46.53 | |
| 6 | 539 | RE Davide | ITA | 16 MAR 1993 | 1 | 0.159 | 46.87 | |
| 7 | 614 | LITVIN Mikhail | KAZ | 5 JAN 1996 | 2 | 0.220 | 46.93 | |
| 8 | 1175 | ALFRED Darren Quaw | TTO | 28 AUG 1996 | 8 | 0.186 | 47.93 | |

Legend:

Rk Rank SB Season Best



TAIPEI STADIUM
臺北田徑場

TAIPEI 2017 SUN 周日
29th SUMMER UNIVERSIADE 27 AUG 2017
19:40

ATHLETICS
田徑

MEN'S 110M HURDLES
男子110公尺跨欄

FINAL



RESULTS

成績

CORRECTED
28 AUG 21:34

| | | | | | |
|---------------------------|--------------|--------------------------|-----|-----------------|-------------|
| WORLD RECORD | 12.80 | MERRITT Aries | USA | Bruxelles (BEL) | 7 SEP 2012 |
| UNIVERSIADE RECORD | 13.21 | CASANAS Alejandro | CUB | Sofia (BUL) | 21 AUG 1977 |

Wind: -0.5 m/s

| Rk | Bib | Name | NUSF Code | Date of Birth | Lane | Reaction Time | Result | |
|----|------|-------------------------------------|-----------|---------------|------|---------------|--------------|----------|
| 1 | 473 | BAJI Balazs | HUN | 9 JUN 1989 | 6 | 0.159 | 13.35 | R 162.5c |
| 2 | 1130 | CHEN Kuei-Ru | TPE | 22 SEP 1993 | 5 | 0.172 | 13.55 | PB |
| 3 | 876 | CZYKIER Damian | POL | 10 AUG 1992 | 4 | 0.186 | 13.56 | |
| 4 | 571 | KANAI Taioh | JPN | 28 SEP 1995 | 8 | 0.156 | 13.69 | |
| 5 | 578 | NOMOTO Shusei | JPN | 25 OCT 1995 | 7 | 0.169 | 13.71 | |
| 6 | 45 | HOUGH Nicholas Alexan | AUS | 20 OCT 1993 | 2 | 0.190 | 13.73 | |
| 7 | 158 | KABA Sekou Mohamed | CAN | 25 AUG 1990 | 3 | 0.158 | 13.87 | |
| | 131 | OLIVEIRA CONSTANTINO Gabriel | BRA | 9 FEB 1995 | 9 | 0.177 | DQ | R 168.7 |

Weather conditions

Temperature: 32°C

Humidity: 67%

Conditions: Thunderstorm

Note:
IAAF Rule 162.5c - Disturbing the start
IAAF Rule 168.7 - Not jumping each hurdle

Legend:
DQ Disqualified PB Personal Best R IAAF rule Rk Rank

deleted YC to 473

ATM012101_C73A ENG 1.1

Report created by **Atos**

MON 28 AUG 2017 21:34 Page 1/1





TAIPEI STADIUM
臺北田徑場

TAIPEI 2017 SAT 周六
29TH SUMMER UNIVERSIADE 26 AUG 2017
19:05

ATHLETICS
田徑

MEN'S 400M HURDLES
男子400公尺跨欄

FINAL



RESULTS

成績

| | | | | | |
|---------------------------|--------------|----------------------|-----|-----------------|-------------|
| WORLD RECORD | 46.78 | YOUNG Kevin | USA | Barcelona (ESP) | 6 AUG 1992 |
| UNIVERSIADE RECORD | 48.09 | MYBURGH Alwyn | RSA | Beijing (CHN) | 31 AUG 2001 |

| Rk | Bib | Name | NUSF Code | Date of Birth | Lane | Reaction Time | Result |
|----|------|--------------------------------|-----------|---------------|------|---------------|------------------|
| 1 | 320 | SANTOS AQUINO Juander | DOM | 7 MAY 1995 | 3 | 0.177 | 48.65 |
| 2 | 1129 | CHEN Chieh | TPE | 8 MAY 1992 | 4 | 0.194 | 49.05 =PB |
| 3 | 14 | LAHOULOU Abdelmalik | ALG | 7 MAY 1992 | 8 | 0.185 | 49.30 |
| 4 | 529 | BENCOSME DE LEON Jose Reynaldo | ITA | 16 MAY 1992 | 7 | 0.188 | 49.38 |
| 5 | 877 | DOBEEK Patryk | POL | 13 FEB 1994 | 5 | 0.186 | 49.51 SB |
| 6 | 965 | PRETORIUS Johanneslodewic | RSA | 26 JAN 1994 | 2 | 0.158 | 49.71 |
| 7 | 1054 | BRAND Dany Andreas | SUI | 23 FEB 1996 | 1 | 0.169 | 49.92 |
| 8 | 331 | JAGOR Jaak-Heinrich | EST | 11 MAY 1990 | 6 | 0.147 | 50.71 |

Weather conditions

Temperature: 34°C

Humidity: 55%

Conditions: Sunny

| | | | |
|----------------|--------------------------------|----------------|-----------------------|
| Legend: | =PB Equal Personal Best | Rk Rank | SB Season Best |
|----------------|--------------------------------|----------------|-----------------------|





TAIPEI STADIUM
臺北田徑場

TAIPEI 2017 THU 周四
29th SUMMER UNIVERSIADE 24 AUG 2017
20:25

ATHLETICS
田徑

WOMEN'S 100M
女子100公尺

FINAL



RESULTS

成績

| | | | | | |
|---------------------------|--------------|---------------------------------|-----|------------------------|-------------|
| WORLD RECORD | 10.49 | GRIFFITH-JOYNER Florence | USA | Indianapolis IN (USA) | 16 JUL 1988 |
| UNIVERSIADE RECORD | 11.00 | GÖHR Marlies | GDR | Ciudad de México (MEX) | 8 SEP 1979 |

Wind: -0.3 m/s

| Rk | Bib | Name | NUSF Code | Date of Birth | Lane | Reaction Time | Result |
|----|------|----------------------------|-----------|---------------|------|---------------|-----------------|
| 1 | 559 | FORBES Shashalee | JAM | 10 MAY 1996 | 5 | 0.162 | 11.18 |
| 2 | 549 | SIRAGUSA Irene | ITA | 23 JUN 1993 | 4 | 0.169 | 11.31 PB |
| 3 | 1070 | KORA JOSEPH Salome Kpayero | SUI | 8 JUN 1994 | 7 | 0.140 | 11.33 |
| 4 | 629 | ZYABKINA Viktoriya | KAZ | 4 SEP 1992 | 6 | 0.177 | 11.49 |
| 4 | 409 | HUMPHREYS Corinne Dawn | GBR | 7 NOV 1991 | 9 | 0.165 | 11.49 |
| 6 | 544 | BONGIORNI Anna | ITA | 15 SEP 1999 | 8 | 0.176 | 11.50 |
| 7 | 626 | SAFRONOVA Olga | KAZ | 5 NOV 1991 | 2 | 0.175 | 11.53 |
| 8 | 1067 | DEL PONTE Ajla | SUI | 15 JUL 1996 | 3 | 0.163 | 11.62 |

Weather conditions


Temperature: 28°C

Humidity: 84%

Conditions: Partly cloudy

Legend:

PB Personal Best Rk Rank





TAIPEI STADIUM
臺北田徑場

TAIPEI 2017 SAT 周六
29TH SUMMER UNIVERSIADE 26 AUG 2017
19:55

ATHLETICS
田徑

WOMEN'S 200M
女子200公尺

FINAL



RESULTS

成績

| | | | | | |
|---------------------------|--------------|---------------------------------|-----|------------------------|-------------|
| WORLD RECORD | 21.34 | GRIFFITH-JOYNER Florence | USA | Seoul (KOR) | 29 SEP 1988 |
| UNIVERSIADE RECORD | 21.91 | KOCH Marita | GDR | Ciudad de México (MEX) | 12 SEP 1979 |

Wind: -1.4 m/s

| Rk | Bib | Name | NUSF Code | Date of Birth | Lane | Reaction Time | Result | |
|----|------|-----------------------|-----------|---------------|------|---------------|--------------|----|
| 1 | 549 | SIRAGUSA Irene | ITA | 23 JUN 1993 | 6 | 0.150 | 22.96 | PB |
| 2 | 691 | LATISEVA CUDARE Gunta | LAT | 9 MAR 1995 | 4 | 0.201 | 23.15 | PB |
| 3 | 544 | BONGIORNI Anna | ITA | 15 SEP 1999 | 8 | 0.153 | 23.47 | |
| 4 | 1087 | BEZEKOVA Alexandra | SVK | 13 AUG 1992 | 3 | 0.159 | 23.70 | |
| 5 | 285 | PROCHAZKOVA Barbora | CZE | 13 DEC 1991 | 2 | 0.178 | 23.78 | |
| 6 | 626 | SAFRONOVA Olga | KAZ | 5 NOV 1991 | 5 | 0.162 | 23.80 | |
| 7 | 515 | HEALY Phil | IRL | 19 NOV 1994 | 7 | 0.151 | 23.81 | |
| 8 | 1285 | WILLIAMS Tori Monique | USA | 14 DEC 1994 | 1 | 0.157 | 24.03 | |

Weather conditions

Temperature: 34°C

Humidity: 55%

Conditions: Sunny

Legend:

PB Personal Best **Rk** Rank





TAIPEI STADIUM
臺北田徑場

TAIPEI 2017 FRI 周五
29TH SUMMER UNIVERSIADE 25 AUG 2017
18:50

ATHLETICS
田徑

WOMEN'S 400M
女子400公尺

FINAL



RESULTS

成績

| | | | |
|---------------------------|----------------------------|-----------------------------|-------------|
| WORLD RECORD | 47.60 KOCH Marita | GDR Canberra (AUS) | 6 OCT 1985 |
| UNIVERSIADE RECORD | 49.88 TIRLEA Ionela | ROU Palma de Mallorca (ESP) | 12 JUL 1999 |

| Rk | Bib Name | NUSF Code | Date of Birth | Lane | Reaction Time | Result |
|----|------------------------------|-----------|---------------|------|---------------|-----------------|
| 1 | 905 HOLUB Malgorzata Nata | POL | 30 OCT 1992 | 5 | 0.210 | 51.76 |
| 2 | 980 PALFRAMAN Justine | RSA | 4 NOV 1993 | 7 | 0.163 | 51.83 SB |
| 3 | 943 RAZOR Bianca Denisa | ROU | 8 AUG 1994 | 3 | 0.167 | 51.97 |
| 4 | 194 STIVERNE Aiyanna Brigitt | CAN | 20 FEB 1995 | 6 | 0.153 | 52.33 |
| 5 | 928 AZEVEDO Catia | POR | 9 MAR 1994 | 4 | 0.185 | 52.39 |
| 6 | 897 BAUMGART Iga | POL | 11 APR 1989 | 2 | 0.223 | 52.46 |
| 7 | 771 MORAN ERREJON Paola | MEX | 25 FEB 1997 | 1 | 0.232 | 52.96 |
| 8 | 1243 KLYMIUK Kateryna | UKR | 2 JUN 1995 | 8 | 0.159 | 53.85 |

Legend:

Rk Rank SB Season Best





TAIPEI STADIUM
臺北田徑場

TAIPEI 2017 SAT 周六
29TH SUMMER UNIVERSIADE 26 AUG 2017
20:20

ATHLETICS
田徑

WOMEN'S 100M HURDLES
女子100公尺跨欄

FINAL



RESULTS

成績

| | | | | | |
|---------------------------|--------------|------------------------|-----|--------------|-------------|
| WORLD RECORD | 12.20 | HARRISON Kendra | USA | London (GBR) | 22 JUL 2016 |
| UNIVERSIADE RECORD | 12.61 | THOMAS Vashti | USA | Kazan (RUS) | 10 JUL 2013 |

Wind: -1.3 m/s

| Rk | Bib | Name | NUSF Code | Date of Birth | Lane | Reaction Time | Result |
|----|-----|-----------------------|-----------|---------------|------|---------------|--------------|
| 1 | 794 | VISSER Nadine Johanna | NED | 9 FEB 1995 | 5 | 0.171 | 12.98 |
| 2 | 105 | HERMAN Elvira | BLR | 9 JAN 1997 | 6 | 0.172 | 13.17 |
| 3 | 485 | KOZAK Luca | HUN | 1 JUN 1996 | 7 | 0.179 | 13.19 |
| 4 | 909 | KOLECZEK Karolina | POL | 15 JAN 1993 | 4 | 0.150 | 13.31 |
| 5 | 941 | NESTERIUC Anamaria | ROU | 29 NOV 1993 | 8 | 0.149 | 13.35 |
| 6 | 482 | KEREKES Greta | HUN | 9 OCT 1992 | 2 | 0.122 | 13.38 |
| 7 | 80 | BENDRAT Stephanie | AUT | 5 MAR 1991 | 3 | 0.131 | 13.74 |
| 8 | 65 | JENNEKE Michelle Amy | AUS | 23 JUN 1993 | 9 | 0.196 | 14.82 |

Weather conditions

Temperature: 34°C

Humidity: 55%

Conditions: Sunny

Legend:

Rk Rank





TAIPEI STADIUM
臺北田徑場

TAIPEI 2017 FRI 周五
29TH SUMMER UNIVERSIADE 25 AUG 2017
18:15

ATHLETICS
田徑

WOMEN'S 400M HURDLES
女子400公尺跨欄

FINAL



RESULTS

成績

| | | | | | |
|---------------------------|--------------|--------------------------|-----|-------------------------|-------------|
| WORLD RECORD | 52.34 | PECHONKINA Yuliya | RUS | Tula (RUS) | 8 AUG 2003 |
| UNIVERSIADE RECORD | 53.95 | PERNIA Daymi | CUB | Palma de Mallorca (ESP) | 10 JUL 1999 |

| Rk | Bib | Name | NUSF Code | Date of Birth | Lane | Reaction Time | Result |
|----|------|----------------------------|-----------|---------------|------|---------------|-----------------|
| 1 | 547 | FOLORUNSO Ayomide Temilad | ITA | 17 OCT 1996 | 4 | 0.208 | 55.63 |
| 2 | 912 | LINKIEWICZ Joanna Malgorza | POL | 2 MAY 1990 | 3 | 0.171 | 55.90 |
| 3 | 1245 | KOLESNYCHENKO Olena | UKR | 3 JUN 1993 | 5 | 0.166 | 56.14 SB |
| 4 | 903 | GAWORSKA Aleksandra | POL | 7 NOV 1995 | 6 | 0.204 | 57.25 |
| 5 | 415 | TURNER Jessica Ann | GBR | 8 AUG 1995 | 7 | 0.224 | 57.45 |
| 6 | 365 | BERGHEM Jonna Susanne | FIN | 25 FEB 1993 | 2 | 0.166 | 57.90 PB |
| 7 | 95 | VAN PUYVELDE Margo | BEL | 21 DEC 1995 | 8 | 0.207 | 58.47 |
| 8 | 258 | ROJAS GUTIERREZ Daniela | CRC | 26 NOV 1997 | 1 | 0.238 | 58.78 |

Legend:

PB Personal Best Rk Rank SB Season Best





RESULTS

成績

| | | | |
|---------------------------|---------------------------|-------------------|-------------|
| WORLD RECORD | 9.58 BOLT Usain | JAM Berlin (GER) | 16 AUG 2009 |
| UNIVERSIADE RECORD | 9.97 SIMBINE Akani | RSA Gwangju (KOR) | 9 JUL 2015 |

SEMIFINAL 1 Start Time: 19:25

Wind: 0.0 m/s

| Rk | Bib | Name | NUSF Code | Date of Birth | Lane | Reaction Time | Result |
|----|------|------------------------|-----------|---------------|------|---------------|------------|
| 1 | 1148 | YANG Chun-Han | TPE | 1 JAN 1997 | 5 | 0.156 | 10.20 Q PB |
| 2 | 455 | YEBOAH Emmanuel | GHA | 10 AUG 1997 | 3 | 0.155 | 10.26 Q |
| 3 | 585 | TADA Shuhei | JPN | 24 JUN 1996 | 4 | 0.161 | 10.27 Q |
| 4 | 1261 | BURRELL Cameron Malik | USA | 11 SEP 1994 | 7 | 0.190 | 10.30 Q |
| 5 | 401 | OSEWA Samuel Ikponmwo | GBR | 17 APR 1991 | 9 | 0.160 | 10.42 |
| 6 | 210 | JIANG Hengnan | CHN | 6 OCT 1995 | 2 | 0.183 | 10.44 |
| 6 | 6 | ATHMANI Skander Djamil | ALG | 21 JUN 1992 | 6 | 0.162 | 10.44 =PB |
| 8 | 921 | ANTUNES Diogo | POR | 2 NOV 1992 | 8 | 0.189 | 10.54 |

SEMIFINAL 2 Start Time: 19:32

Wind: +0.1 m/s

| Rk | Bib | Name | NUSF Code | Date of Birth | Lane | Reaction Time | Result |
|----|------|------------------------|-----------|---------------|------|---------------|----------|
| 1 | 966 | ROTO Thando | RSA | 26 SEP 1995 | 6 | 0.171 | 10.18 Q |
| 2 | 1085 | VOLKO Jan | SVK | 2 NOV 1996 | 5 | 0.163 | 10.28 Q |
| 3 | 558 | TRACEY Tyquendo | JAM | 10 JUN 1993 | 4 | 0.153 | 10.29 Q |
| 4 | 1263 | COLLINS Le Shon Jabre | USA | 11 DEC 1993 | 8 | 0.192 | 10.31 Q |
| 5 | 828 | MILLAR Joseph Fitzgera | NZL | 24 SEP 1992 | 7 | 0.167 | 10.35 |
| 6 | 751 | GALLEGOS MORENO Heber | MEX | 13 APR 1992 | 3 | 0.158 | 10.44 |
| 7 | 363 | RANTALA Eetu Werner | FIN | 5 JUN 1993 | 2 | 0.167 | 10.51 SB |

Qualification: First 4 in each heat (Q) advance to the Final

Weather conditions at the beginning of the 1st heat

Temperature: 28°C Humidity: 84% Conditions: Partly cloudy

| | | | | |
|----------------|--------------------------------|-------------------------|-----------------------------|----------------|
| Legend: | =PB Equal Personal Best | PB Personal Best | Q Qualified by place | Rk Rank |
| | SB Season Best | | | |



RESULTS

成績

CORRECTED
24 AUG 8:59

| | | | | | |
|--------------------|------|---------------|-----|---------------|-------------|
| WORLD RECORD | 9.58 | BOLT Usain | JAM | Berlin (GER) | 16 AUG 2009 |
| UNIVERSIADE RECORD | 9.97 | SIMBINE Akani | RSA | Gwangju (KOR) | 9 JUL 2015 |

HEAT 1 Start Time: 18:35

Wind: +0.4 m/s

| Rk | Bib | Name | NUSF Code | Date of Birth | Lane | Reaction Time | Result |
|----|------|-------------------------|-----------|---------------|------|---------------|-------------|
| 1 | 966 | ROTO Thando | RSA | 26 SEP 1995 | 5 | 0.181 | 10.35 Q |
| 2 | 6 | ATHMANI Skander Djamil | ALG | 21 JUN 1992 | 3 | 0.173 | 10.44 Q PB |
| 3 | 921 | ANTUNES Diogo | POR | 2 NOV 1992 | 4 | 0.166 | 10.48 Q |
| 4 | 363 | RANTALA Eetu Werner | FIN | 5 JUN 1993 | 7 | 0.160 | 10.55 q =SB |
| 5 | 717 | SKRABULIS Kostas | LTU | 4 AUG 1992 | 1 | 0.144 | 10.67 |
| 6 | 453 | OPOKU AGYEMANG Shadrack | GHA | 24 DEC 1992 | 8 | 0.186 | 11.80 |
| 7 | 531 | CASSANO Luca Antonio | ITA | 23 AUG 1995 | 2 | 0.173 | 30.39 |
| | 1177 | MORAIN Moriba Joseph | TTO | 8 OCT 1992 | 6 | 0.144 | DNF |

HEAT 2 Start Time: 18:41

Wind: -0.4 m/s

| Rk | Bib | Name | NUSF Code | Date of Birth | Lane | Reaction Time | Result |
|----|------|------------------------------|-----------|---------------|------|---------------|---------|
| 1 | 1085 | VOLKO Jan | SVK | 2 NOV 1996 | 7 | 0.162 | 10.31 Q |
| 2 | 558 | TRACEY Tyquendo | JAM | 10 JUN 1993 | 4 | 0.154 | 10.32 Q |
| 3 | 1263 | COLLINS Le Shon Jabre | USA | 11 DEC 1993 | 5 | 0.190 | 10.43 Q |
| 4 | 586 | TANAKA Yusuke | JPN | 11 JAN 1998 | 6 | 0.174 | 10.60 |
| 5 | 608 | GRIGORYEV Vladislav | KAZ | 10 JAN 1997 | 3 | 0.195 | 10.64 |
| 6 | 278 | STROMSIK Zdenek | CZE | 25 NOV 1994 | 9 | 0.180 | 10.68 |
| 7 | 1058 | MANCINI Pascal | SUI | 18 APR 1989 | 2 | 0.148 | 10.71 |
| 8 | 131 | OLIVEIRA CONSTANTINO Gabriel | BRA | 9 FEB 1995 | 8 | 0.197 | 10.74 |

HEAT 3 Start Time: 18:47

Wind: 0.0 m/s

| Rk | Bib | Name | NUSF Code | Date of Birth | Lane | Reaction Time | Result |
|----|------|---------------------------|-----------|---------------|------|---------------|---------|
| 1 | 585 | TADA Shuhei | JPN | 24 JUN 1996 | 5 | 0.166 | 10.29 Q |
| 2 | 1148 | YANG Chun-Han | TPE | 1 JAN 1997 | 4 | 0.176 | 10.31 Q |
| 3 | 1261 | BURRELL Cameron Malik | USA | 11 SEP 1994 | 7 | 0.170 | 10.42 Q |
| 4 | 401 | OSEWA Samuel Ikponmwo | GBR | 17 APR 1991 | 8 | 0.167 | 10.48 q |
| 5 | 77 | FUCHS Markus | AUT | 14 NOV 1995 | 3 | 0.168 | 10.64 |
| 6 | 161 | LINDE James Kenneth | CAN | 18 AUG 1994 | 9 | 0.179 | 10.67 |
| 7 | 880 | HAMPEL Eryk Pawel | POL | 3 DEC 1997 | 2 | 0.193 | 10.74 |
| 8 | 745 | ALANIS PRIETO Juan Carlos | MEX | 31 AUG 1994 | 6 | 0.164 | 10.77 |



TAIPEI STADIUM
臺北田徑場

TAIPEI 2017 WED 周三
29TH SUMMER UNIVERSIADE 23 AUG 2017
18:35

ATHLETICS
田徑

MEN'S 100M
男子100公尺

ROUND 2



RESULTS

成績

CORRECTED
24 AUG 8:59

| | | | |
|---------------------------|---------------------------|-------------------|-------------|
| WORLD RECORD | 9.58 BOLT Usain | JAM Berlin (GER) | 16 AUG 2009 |
| UNIVERSIADE RECORD | 9.97 SIMBINE Akani | RSA Gwangju (KOR) | 9 JUL 2015 |

HEAT 4

Start Time: 18:53

Wind: -0.1 m/s

| Rk | Bib | Name | NUSF Code | Date of Birth | Lane | Reaction Time | Result |
|----|-----|------------------------|-----------|---------------|------|---------------|----------------|
| 1 | 455 | YEBOAH Emmanuel | GHA | 10 AUG 1997 | 7 | 0.189 | 10.35 Q |
| 2 | 751 | GALLEGOS MORENO Heber | MEX | 13 APR 1992 | 5 | 0.171 | 10.37 Q |
| 3 | 828 | MILLAR Joseph Fitzgera | NZL | 24 SEP 1992 | 6 | 0.183 | 10.44 Q |
| 4 | 526 | PERSIADO Imri | ISR | 25 SEP 1994 | 9 | 0.183 | 10.52 q |
| 5 | 210 | JIANG Hengnan | CHN | 6 OCT 1995 | 4 | 0.193 | 10.55 q |
| 6 | 512 | LAWLER Marcus | IRL | 28 FEB 1995 | 3 | 0.157 | 10.70 |
| 7 | 741 | YASMIN Muhammad Aqil | MAS | 28 OCT 1997 | 8 | 0.151 | 10.73 |
| 8 | 280 | ZALESKY Dominik | CZE | 23 AUG 1995 | 2 | 0.140 | 12.18 |

Qualification: First 3 in each heat (Q) and the next 4 fastest (q) advance to the Semifinal

Weather conditions at the beginning of the 1st heat

Temperature: 30°C Humidity: 71% Conditions: Cloudy

| | | | | |
|----------------|------------------------------|---------------------------|-------------------------|----------------------------|
| Legend: | =SB Equal Season Best | DNF Did not Finish | PB Personal Best | q Qualified by time |
| | Q Qualified by place | Rk Rank | | |





RESULTS

成績

| | | | |
|---------------------------|---------------------------|-------------------|-------------|
| WORLD RECORD | 9.58 BOLT Usain | JAM Berlin (GER) | 16 AUG 2009 |
| UNIVERSIADE RECORD | 9.97 SIMBINE Akani | RSA Gwangju (KOR) | 9 JUL 2015 |

HEAT 1 Start Time: 10:30

Wind: +0.1 m/s

| Rk | Bib | Name | NUSF Code | Date of Birth | Lane | Reaction Time | Result |
|----|------|-------------------------|-----------|---------------|------|---------------|-----------------|
| 1 | 1261 | BURRELL Cameron Malik | USA | 11 SEP 1994 | 3 | 0.164 | 10.43 Q |
| 2 | 586 | TANAKA Yusuke | JPN | 11 JAN 1998 | 5 | 0.178 | 10.51 Q |
| 3 | 280 | ZALESKY Dominik | CZE | 23 AUG 1995 | 2 | 0.121 | 10.63 Q |
| 4 | 657 | LEE Jiwoo | KOR | 24 OCT 1995 | 8 | 0.163 | 10.86 |
| 5 | 1176 | BALLANTYNE Micah Anrian | TTO | 14 APR 1995 | 1 | 0.151 | 10.87 |
| 6 | 1286 | VO Ngoc Huy | VIE | 10 AUG 1997 | 6 | 0.191 | 10.94 |
| 7 | 1095 | DLAMINI Benele Simphiwe | SWZ | 16 JAN 1993 | 9 | 0.225 | 11.06 PB |
| 8 | 703 | KHEREENG Khereng Nelson | LES | 19 JUN 1997 | 4 | 0.189 | 11.17 |
| 9 | 682 | PARANDJUKS Rihards | LAT | 12 APR 1994 | 7 | 0.154 | 11.51 |

HEAT 2 Start Time: 10:36

Wind: -0.4 m/s

| Rk | Bib | Name | NUSF Code | Date of Birth | Lane | Reaction Time | Result |
|----|------|------------------------------|-----------|---------------|------|---------------|----------------|
| 1 | 6 | ATHMANI Skander Djamil | ALG | 21 JUN 1992 | 3 | 0.165 | 10.49 Q |
| 2 | 966 | ROTO Thando | RSA | 26 SEP 1995 | 5 | 0.177 | 10.51 Q |
| 3 | 512 | LAWLER Marcus | IRL | 28 FEB 1995 | 4 | 0.163 | 10.64 Q |
| 4 | 46 | JUNG Jin Su | AUS | 16 NOV 1993 | 2 | 0.177 | 10.67 |
| 5 | 23 | ROBLEDO Matias Exequiel | ARG | 17 MAY 1990 | 7 | 0.151 | 10.75 |
| 6 | 359 | MYLLYMAEKI Ville Veikko Va | FIN | 15 JAN 1990 | 9 | 0.187 | 10.84 |
| 7 | 817 | MARTINSEN Hallgeir | NOR | 10 JAN 1989 | 1 | 0.172 | 11.15 |
| 8 | 1039 | KOTTAHACHCHI Kavindu Araliya | SRI | 20 APR 1994 | 6 | 0.209 | 11.19 |
| 9 | 859 | GO Yuhei | PHI | 30 JUN 1995 | 8 | 0.196 | 11.61 |

HEAT 3 Start Time: 10:42

Wind: +0.3 m/s

| Rk | Bib | Name | NUSF Code | Date of Birth | Lane | Reaction Time | Result |
|----|------|---------------------------|-----------|---------------|------|---------------|----------------------|
| 1 | 1263 | COLLINS Le Shon Jabre | USA | 11 DEC 1993 | 1 | 0.174 | 10.30 Q |
| 2 | 745 | ALANIS PRIETO Juan Carlos | MEX | 31 AUG 1994 | 5 | 0.156 | 10.47 Q |
| 3 | 278 | STROMSIK Zdenek | CZE | 25 NOV 1994 | 8 | 0.192 | 10.50 Q |
| 4 | 717 | SKRABULIS Kostas | LTU | 4 AUG 1992 | 3 | 0.129 | 10.55 q |
| 5 | 1297 | MUWISHI Gerren | ZIM | 19 MAR 1994 | 4 | 0.190 | 10.76 |
| 6 | 20 | CARACASSIS Jorge Oscar | ARG | 27 OCT 1994 | 2 | 0.142 | 10.86 |
| 7 | 472 | NORALES TOMAS Josef Semir | HON | 14 NOV 1991 | 7 | 0.197 | 11.03 |
| 8 | 861 | KAUFMAN Sean Michael | PHI | 23 APR 1998 | 6 | 0.160 | 11.18 |
| | 667 | ALMOSELEM Saleh Hussain H | KSA | 23 NOV 1993 | 9 | | F1 DQ R 162.7 |



RESULTS

成績

| | | | |
|---------------------------|---------------------------|-------------------|-------------|
| WORLD RECORD | 9.58 BOLT Usain | JAM Berlin (GER) | 16 AUG 2009 |
| UNIVERSIADE RECORD | 9.97 SIMBINE Akani | RSA Gwangju (KOR) | 9 JUL 2015 |

HEAT 4 Start Time: 10:48 Wind: -1.3 m/s

| Rk | Bib | Name | NUSF Code | Date of Birth | Lane | Reaction Time | Result |
|----|------|----------------------------|-----------|---------------|------|---------------|---------|
| 1 | 585 | TADA Shuhei | JPN | 24 JUN 1996 | 2 | 0.165 | 10.33 Q |
| 2 | 751 | GALLEGOS MORENO Heber | MEX | 13 APR 1992 | 9 | 0.165 | 10.41 Q |
| 3 | 531 | CASSANO Luca Antonio | ITA | 23 AUG 1995 | 4 | 0.173 | 10.60 Q |
| 4 | 1206 | ADOME Pius | UGA | 9 JAN 1993 | 5 | 0.173 | 10.73 |
| 5 | 1190 | SAFER Izzet | TUR | 10 JUL 1990 | 7 | 0.173 | 10.74 |
| 6 | 618 | ZEMS Vyacheslav | KAZ | 2 MAY 1998 | 8 | 0.173 | 10.81 |
| 7 | 715 | SAVICKAS Ugnius | LTU | 22 JAN 1992 | 3 | 0.190 | 10.81 |
| 8 | 674 | ALSHUQAYFI Abdullah Mohamm | KSA | 26 OCT 1990 | 6 | 0.166 | 11.29 |
| 9 | 731 | TANG Cho Hin | MAC | 4 DEC 1996 | 1 | 0.163 | 11.32 |

HEAT 5 Start Time: 10:54 Wind: -0.1 m/s

| Rk | Bib | Name | NUSF Code | Date of Birth | Lane | Reaction Time | Result |
|----|------|-----------------------------|-----------|---------------|------|---------------|------------|
| 1 | 1177 | MORAIN Moriba Joseph | TTO | 8 OCT 1992 | 2 | 0.140 | 10.34 Q |
| 2 | 741 | YASMIN Muhammad Aqil | MAS | 28 OCT 1997 | 1 | 0.152 | 10.61 Q PB |
| 3 | 77 | FUCHS Markus | AUT | 14 NOV 1995 | 5 | 0.178 | 10.62 Q |
| 4 | 889 | SLOWIKOWSKI Przemyslaw Stef | POL | 20 NOV 1993 | 4 | 0.152 | 10.65 |
| 5 | 532 | CATTANEO Federico | ITA | 14 JUL 1993 | 6 | 0.158 | 10.73 |
| 6 | 1008 | VRHUNEC Enej | SLO | 1 OCT 1996 | 8 | 0.161 | 11.15 |
| 7 | 813 | ABDOULAYE YATAGA Ali | NIG | 10 DEC 1989 | 9 | 0.180 | 11.22 |
| | 463 | ADONIS Owen Victor Sol | GUY | 16 JUL 1992 | 3 | | DNS |
| | 795 | CHHETRI Krishna | NEP | 7 SEP 1992 | 7 | | DNS |

HEAT 6 Start Time: 11:00 Wind: -0.1 m/s

| Rk | Bib | Name | NUSF Code | Date of Birth | Lane | Reaction Time | Result |
|----|------|-----------------------------|-----------|---------------|------|---------------|-----------|
| 1 | 921 | ANTUNES Diogo | POR | 2 NOV 1992 | 7 | 0.205 | 10.51 Q |
| 2 | 161 | LINDE James Kenneth | CAN | 18 AUG 1994 | 3 | 0.180 | 10.59 Q |
| 3 | 880 | HAMPEL Eryk Pawel | POL | 3 DEC 1997 | 9 | 0.198 | 10.76 Q |
| 4 | 468 | WAN Hin Chung | HKG | 12 FEB 1995 | 8 | 0.191 | 11.01 |
| 5 | 994 | TAN Zong Yang | SGP | 11 JUN 1994 | 4 | 0.179 | 11.08 |
| 6 | 1212 | OKETAYOT Francis | UGA | 31 OCT 1995 | 2 | 0.173 | 11.33 |
| 7 | 733 | RAMANANJATOVO Jose Mariolla | MAD | 21 MAY 1989 | 6 | 0.188 | 11.39 |
| 8 | 1098 | HOZZA Taratibu Machak | TAN | 5 OCT 1990 | 5 | 0.173 | 11.55 =PB |
| 9 | 630 | ASAMBA Dan Kiviasi | KEN | 23 JUN 1993 | 1 | 0.171 | 21.42 |



RESULTS

成績

| | | | |
|---------------------------|---------------------------|-------------------|-------------|
| WORLD RECORD | 9.58 BOLT Usain | JAM Berlin (GER) | 16 AUG 2009 |
| UNIVERSIADE RECORD | 9.97 SIMBINE Akani | RSA Gwangju (KOR) | 9 JUL 2015 |

HEAT 7 Start Time: 11:06

Wind: -0.7 m/s

| Rk | Bib | Name | NUSF Code | Date of Birth | Lane | Reaction Time | Result |
|----|------|------------------------------|-----------|---------------|------|---------------|-----------------|
| 1 | 558 | TRACEY Tyquendo | JAM | 10 JUN 1993 | 9 | 0.167 | 10.43 Q |
| 2 | 131 | OLIVEIRA CONSTANTINO Gabriel | BRA | 9 FEB 1995 | 8 | 0.221 | 10.56 Q |
| 3 | 608 | GRIGORYEV Vladislav | KAZ | 10 JAN 1997 | 3 | 0.224 | 10.61 Q |
| 4 | 1076 | BUJNA Simon | SVK | 27 DEC 1995 | 2 | 0.213 | 10.70 |
| 5 | 112 | SEBELE Ditiro Kago | BOT | 27 OCT 1993 | 7 | 0.178 | 10.74 |
| 6 | 1006 | KRAMBERGER Jan | SLO | 7 FEB 1995 | 6 | 0.167 | 10.91 |
| 7 | 1298 | SHAVA Ushe | ZIM | 18 OCT 1993 | 1 | 0.199 | 10.99 |
| 8 | 488 | KUSUMAWARNI Prasha Rizki | INA | 20 APR 1998 | 4 | 0.430 | 11.15 |
| 9 | 392 | MENDIOLA Steve Jr. | FSM | 9 SEP 1996 | 5 | 0.173 | 11.78 SB |

HEAT 8 Start Time: 11:12

Wind: +1.1 m/s

| Rk | Bib | Name | NUSF Code | Date of Birth | Lane | Reaction Time | Result |
|----|------|----------------------------|-----------|---------------|------|---------------|-------------------|
| 1 | 1085 | VOLKO Jan | SVK | 2 NOV 1996 | 3 | 0.171 | 10.51 Q |
| 2 | 363 | RANTALA Eetu Werner | FIN | 5 JUN 1993 | 2 | 0.164 | 10.55 Q SB |
| 3 | 453 | OPOKU AGYEMANG Shadrack | GHA | 24 DEC 1992 | 4 | 0.171 | 10.57 Q |
| 4 | 1055 | CLIVAZ Florian Pascal | SUI | 30 SEP 1994 | 8 | 0.176 | 10.59 |
| 5 | 113 | THWANYANE Rebeilwe Saviou | BOT | 27 JUL 1993 | 1 | 0.155 | 10.92 |
| 6 | 999 | OTHMAN Mohamed Sahid | SLE | 19 NOV 1996 | 5 | 0.178 | 11.03 |
| | 637 | OMURWA Ferdinand Omany | KEN | 1 FEB 1996 | 7 | 0.177 | DNF |
| | 416 | NGUEMA AYECABA Fidel Obama | GEQ | 29 OCT 1999 | 6 | | DNS |
| | 804 | UGWUOKE Mellitus Okechu | NGR | 27 FEB 1996 | 9 | | DNS |

HEAT 9 Start Time: 11:18

Wind: +1.4 m/s

| Rk | Bib | Name | NUSF Code | Date of Birth | Lane | Reaction Time | Result |
|----|------|----------------------------|-----------|---------------|------|---------------|-----------------|
| 1 | 828 | MILLAR Joseph Fitzgera | NZL | 24 SEP 1992 | 4 | 0.161 | 10.35 Q |
| 2 | 210 | JIANG Hengnan | CHN | 6 OCT 1995 | 9 | 0.221 | 10.41 Q |
| 3 | 526 | PERSIADO Imri | ISR | 25 SEP 1994 | 2 | 0.157 | 10.44 Q |
| 4 | 1058 | MANCINI Pascal | SUI | 18 APR 1989 | 8 | 0.173 | 10.53 q |
| 5 | 695 | BOULOS Christophe | LBN | 20 AUG 1996 | 3 | 0.167 | 10.76 |
| 6 | 294 | GABRIELSEN Benjamin Habib | DEN | 13 JUN 1995 | 5 | 0.160 | 10.91 SB |
| 7 | 841 | AL MARJABI Ali Rashid Sali | OMA | 1 JUL 1995 | 7 | 0.179 | 11.14 |
| | 799 | HARRY Chukwudike Harr | NGR | 9 JAN 1994 | 6 | | DNS |



RESULTS

成績

| | | | |
|---------------------------|---------------------------|-------------------|-------------|
| WORLD RECORD | 9.58 BOLT Usain | JAM Berlin (GER) | 16 AUG 2009 |
| UNIVERSIADE RECORD | 9.97 SIMBINE Akani | RSA Gwangju (KOR) | 9 JUL 2015 |

HEAT 10

Start Time: 11:24

Wind: -0.9 m/s

| Rk | Bib | Name | NUSF Code | Date of Birth | Lane | Reaction Time | Result |
|----|------|-------------------------|-----------|---------------|------|---------------|-------------------|
| 1 | 455 | YEBOAH Emmanuel | GHA | 10 AUG 1997 | 2 | 0.157 | 10.25 Q PB |
| 2 | 1148 | YANG Chun-Han | TPE | 1 JAN 1997 | 8 | 0.157 | 10.33 Q |
| 3 | 401 | OSEWA Samuel Ikponmwo | GBR | 17 APR 1991 | 4 | 0.161 | 10.49 Q |
| 4 | 163 | MAKINDE Oluwasegun Vict | CAN | 6 JUL 1991 | 9 | 0.172 | 10.58 |
| 5 | 37 | BROWNING Rohan Jackson | AUS | 31 DEC 1997 | 3 | 0.149 | 10.60 |
| 6 | 466 | CHAN Yan Lam | HKG | 12 JAN 1994 | 5 | 0.157 | 10.84 PB |
| 7 | 1291 | SILWIMBA Edgar | ZAM | 6 SEP 1994 | 7 | 0.192 | 10.94 |
| 8 | 1025 | KIJANOVIC Aleksa | SRB | 31 MAR 1997 | 6 | 0.158 | 11.08 |

Qualification: First 3 in each heat (Q) and the next 2 fastest (q) advance to the Round 2

Note:
IAAF Rule 162.7 - False start

| | | | | |
|-----------------------|--------------------------------|-----------------------------|----------------------------|------------------------|
| Legend: | =PB Equal Personal Best | DNF Did not Finish | DNS Did not Start | DQ Disqualified |
| Fn False start | PB Personal Best | Q Qualified by place | q Qualified by time | |
| R IAAF rule | Rk Rank | SB Season Best | | |



RESULTS

成績

| | | | | |
|---------------------------|----------------------------|-----|------------------------|-------------|
| WORLD RECORD | 19.19 BOLT Usain | JAM | Berlin (GER) | 20 AUG 2009 |
| UNIVERSIADE RECORD | 19.72 MENNEA Pietro | ITA | Ciudad de México (MEX) | 12 SEP 1979 |

SEMIFINAL 1 Start Time: 18:10

Wind: +3.1 m/s

| Rk | Bib | Name | NUSF Code | Date of Birth | Lane | Reaction Time | Result |
|----|------|--------------------------|-----------|---------------|------|---------------|----------------|
| 1 | 967 | TITI Ncincilili | RSA | 15 DEC 1993 | 4 | 0.148 | 20.70 Q |
| 2 | 1148 | YANG Chun-Han | TPE | 1 JAN 1997 | 3 | 0.142 | 20.78 Q |
| 3 | 161 | LINDE James Kenneth | CAN | 18 AUG 1994 | 5 | 0.152 | 20.80 q |
| 4 | 1269 | MARTIN Jacarias Terrez | USA | 14 JAN 1996 | 6 | 0.167 | 20.96 |
| 5 | 220 | ZHANG Ruixuan | CHN | 16 JAN 1996 | 7 | 0.160 | 21.03 |
| 6 | 956 | MAARTENS Joachim Hendrik | RSA | 24 MAY 1996 | 2 | 0.186 | 21.26 |
| 7 | 1076 | BUJNA Simon | SVK | 27 DEC 1995 | 1 | 0.205 | 21.46 |
| 8 | 783 | NARIB Gideon Ernst | NAM | 27 MAY 1990 | 8 | 0.190 | 21.91 |

SEMIFINAL 2 Start Time: 18:16

Wind: +1.0 m/s

| Rk | Bib | Name | NUSF Code | Date of Birth | Lane | Reaction Time | Result |
|----|------|-----------------------------|-----------|---------------|------|---------------|--------------------|
| 1 | 1085 | VOLKO Jan | SVK | 2 NOV 1996 | 4 | 0.160 | 20.82 Q |
| 2 | 828 | MILLAR Joseph Fitzgera | NZL | 24 SEP 1992 | 8 | 0.154 | 20.90 Q |
| 3 | 1178 | TELESFORD Dan Neil Javan | TTO | 9 SEP 1990 | 5 | 0.163 | 20.92 q |
| 4 | 364 | SAMUELSSON Samuli Kalevi | FIN | 23 JUN 1995 | 7 | 0.138 | 20.99 |
| 5 | 573 | KITAGAWA Sho | JPN | 17 DEC 1995 | 3 | 0.156 | 21.05 |
| 6 | 1064 | WICKI Silvan | SUI | 13 FEB 1995 | 2 | 0.127 | 21.38 |
| 7 | 1206 | ADOME Pius | UGA | 9 JAN 1993 | 1 | 0.166 | 21.74 |
| | 127 | GOMES DA SILVA JUNI Aldemir | BRA | 8 JUN 1992 | 6 | 0.153 | DQ R 163.3a |

SEMIFINAL 3 Start Time: 18:22

Wind: -3.2 m/s

| Rk | Bib | Name | NUSF Code | Date of Birth | Lane | Reaction Time | Result |
|----|------|-------------------------|-----------|---------------|------|---------------|----------------|
| 1 | 380 | JOHN Jeffrey | FRA | 6 JUN 1992 | 6 | 0.175 | 21.08 Q |
| 2 | 591 | YAMASHITA Jun | JPN | 23 AUG 1997 | 5 | 0.143 | 21.20 Q |
| 3 | 6 | ATHMANI Skander Djamil | ALG | 21 JUN 1992 | 8 | 0.161 | 21.21 |
| 4 | 608 | GRIGORYEV Vladislav | KAZ | 10 JAN 1997 | 4 | 0.186 | 21.23 |
| 5 | 893 | ZACZEK Artur | POL | 28 FEB 1989 | 7 | 0.167 | 21.64 |
| 6 | 1060 | MOUTHON Bastien | SUI | 25 JUL 1994 | 1 | 0.128 | 21.86 |
| 7 | 936 | NEAGOE Ionut Andrei | ROU | 11 JUN 1994 | 2 | 0.191 | 21.87 |
| 8 | 567 | ABUALHUMMOS Abdelrahman | JOR | 17 JAN 1994 | 3 | 0.152 | 22.19 |

Qualification: First 2 in each heat (Q) and the next 2 fastest (q) advance to the Final

Weather conditions at the beginning of the 1st heat

Temperature: 34°C Humidity: 55% Conditions: Sunny

Note:
IAAF Rule 163.3a - Lane infringement

Legend:
DQ Disqualified Rank q Qualified by time Q Qualified by place R IAAF rule



RESULTS

成績

CORRECTED
25 AUG 17:53

| | | | | | |
|--------------------|-------|---------------|-----|------------------------|-------------|
| WORLD RECORD | 19.19 | BOLT Usain | JAM | Berlin (GER) | 20 AUG 2009 |
| UNIVERSIADE RECORD | 19.72 | MENNEA Pietro | ITA | Ciudad de México (MEX) | 12 SEP 1979 |

HEAT 1 Start Time: 11:15

Wind: +0.9 m/s

| Rk | Bib | Name | NUSF Code | Date of Birth | Lane | Reaction Time | Result |
|----|------|-------------------------|-----------|---------------|------|---------------|---------|
| 1 | 967 | TITI Ncincilili | RSA | 15 DEC 1993 | 4 | 0.140 | 21.34 Q |
| 2 | 893 | ZACZEK Artur | POL | 28 FEB 1989 | 6 | 0.161 | 21.48 Q |
| 3 | 936 | NEAGOE Ionut Andrei | ROU | 11 JUN 1994 | 1 | 0.170 | 21.57 q |
| 4 | 237 | NALIALI Christopher Kev | CIV | 8 MAR 1992 | 2 | 0.180 | 21.82 |
| 5 | 330 | GOROSKO Jakob | EST | 3 OCT 1992 | 5 | 0.211 | 21.95 |
| 6 | 1025 | KIJANOVIC Aleksa | SRB | 31 MAR 1997 | 8 | 0.174 | 22.16 |
| 7 | 20 | CARACASSIS Jorge Oscar | ARG | 27 OCT 1994 | 7 | 0.157 | 22.54 |
| 8 | 1300 | MAHNASHI Mohammed | KSA | | 3 | 0.163 | 22.86 |

HEAT 2 Start Time: 11:21

Wind: +0.3 m/s

| Rk | Bib | Name | NUSF Code | Date of Birth | Lane | Reaction Time | Result |
|----|------|-----------------------------|-----------|---------------|------|---------------|---------|
| 1 | 127 | GOMES DA SILVA JUNI Aldemir | BRA | 8 JUN 1992 | 7 | 0.142 | 20.92 Q |
| 2 | 364 | SAMUELSSON Samuli Kalevi | FIN | 23 JUN 1995 | 8 | 0.157 | 21.17 Q |
| 3 | 756 | MORENO LOPEZ Ivan Eduardo | MEX | 1 JAN 1995 | 2 | 0.154 | 21.70 |
| 4 | 1190 | SAFER Izzet | TUR | 10 JUL 1990 | 5 | 0.179 | 21.84 |
| 5 | 1260 | BROWN Curtis De'sean | USA | 14 MAR 1995 | 3 | 0.141 | 22.21 |
| 6 | 111 | MOSABATA Samuel Treasure | BOT | 25 AUG 1989 | 4 | 0.159 | 22.78 |
| 7 | 731 | TANG Cho Hin | MAC | 4 DEC 1996 | 1 | 0.149 | 22.93 |
| 8 | 1005 | KNAP Kristof | SLO | 25 JUN 1991 | 6 | 0.181 | 23.69 |

HEAT 3 Start Time: 11:27

Wind: -1.6 m/s

| Rk | Bib | Name | NUSF Code | Date of Birth | Lane | Reaction Time | Result |
|----|------|-----------------------------|-----------|---------------|------|---------------|------------|
| 1 | 380 | JOHN Jeffrey | FRA | 6 JUN 1992 | 4 | 0.167 | 20.97 Q |
| 2 | 1178 | TELESFORD Dan Neil Javan | TTO | 9 SEP 1990 | 5 | 0.168 | 21.04 Q |
| 3 | 1064 | WICKI Silvan | SUI | 13 FEB 1995 | 7 | 0.159 | 21.21 q |
| 4 | 1076 | BUJNA Simon | SVK | 27 DEC 1995 | 8 | 0.196 | 21.62 q PB |
| 5 | 77 | FUCHS Markus | AUT | 14 NOV 1995 | 1 | 0.155 | 21.79 |
| 6 | 1151 | YEH Shou-Po | TPE | 3 MAR 1999 | 6 | 0.167 | 21.96 |
| 7 | 1304 | DÍAZ OROZCO Kendris Eliezer | DOM | 3 JAN 1994 | 2 | 0.171 | 22.12 |
| 8 | 817 | MARTINSEN Hallgeir | NOR | 10 JAN 1989 | 3 | 0.161 | 22.70 |



RESULTS

成績

CORRECTED
26 AUG 17:53

| | | | | | |
|--------------------|-------|---------------|-----|------------------------|-------------|
| WORLD RECORD | 19.19 | BOLT Usain | JAM | Berlin (GER) | 20 AUG 2009 |
| UNIVERSIADE RECORD | 19.72 | MENNEA Pietro | ITA | Ciudad de México (MEX) | 12 SEP 1979 |

HEAT 4 Start Time: 11:33

Wind: -1.9 m/s

| Rk | Bib | Name | NUSF Code | Date of Birth | Lane | Reaction Time | Result |
|----|------|-------------------------|-----------|---------------|------|---------------|----------|
| 1 | 1085 | VOLKO Jan | SVK | 2 NOV 1996 | 6 | 0.161 | 21.05 Q |
| 2 | 161 | LINDE James Kenneth | CAN | 18 AUG 1994 | 4 | 0.148 | 21.07 Q |
| 3 | 1206 | ADOME Pius | UGA | 9 JAN 1993 | 7 | 0.179 | 21.60 q |
| 4 | 717 | SKRABULIS Kostas | LTU | 4 AUG 1992 | 2 | 0.127 | 21.69 |
| 5 | 818 | PETTERSEN Even | NOR | 12 OCT 1993 | 5 | 0.144 | 21.78 PB |
| 6 | 23 | ROBLEDO Matias Exequiel | ARG | 17 MAY 1990 | 8 | 0.140 | 21.98 |
| 7 | 1303 | CHARLES MEN Andito | DOM | 30 AUG 1994 | 1 | 0.165 | 22.04 |
| 8 | 454 | OPOKU Stephen Kwame | GHA | 27 AUG 1996 | 3 | 0.160 | 22.07 |

HEAT 5 Start Time: 11:39

Wind: -2.4 m/s

| Rk | Bib | Name | NUSF Code | Date of Birth | Lane | Reaction Time | Result |
|----|-----|---------------------------|-----------|---------------|------|---------------|---------|
| 1 | 573 | KITAGAWA Sho | JPN | 17 DEC 1995 | 8 | 0.169 | 21.45 Q |
| 2 | 828 | MILLAR Joseph Fitzgera | NZL | 24 SEP 1992 | 7 | 0.156 | 21.62 Q |
| 3 | 125 | DOS SANTOS Aliffer Junior | BRA | 18 APR 1997 | 4 | 0.159 | 21.84 |
| 4 | 741 | YASMIN Muhammad Aqil | MAS | 28 OCT 1997 | 2 | 0.146 | 22.12 |
| 5 | 452 | KOFITSE Godfred | GHA | 28 NOV 1997 | 1 | 0.206 | 22.35 |
| 5 | 141 | TONEV Borislav Plamen | BUL | 21 MAR 1993 | 6 | 0.165 | 22.35 |
| 7 | 304 | STROEM Emil Kaare | DEN | 26 FEB 1993 | 3 | 0.172 | 22.79 |
| | 859 | GO Yuhei | PHI | 30 JUN 1995 | 5 | | DNS |

HEAT 6 Start Time: 11:45

Wind: +1.5 m/s

| Rk | Bib | Name | NUSF Code | Date of Birth | Lane | Reaction Time | Result |
|----|------|----------------------------------|-----------|---------------|------|---------------|----------|
| 1 | 1148 | YANG Chun-Han | TPE | 1 JAN 1997 | 5 | 0.144 | 21.09 Q |
| 2 | 220 | ZHANG Ruixuan | CHN | 16 JAN 1996 | 7 | 0.169 | 21.10 Q |
| 3 | 956 | MAARTENS Joachim Hendrik | RSA | 24 MAY 1996 | 6 | 0.166 | 21.20 q |
| 4 | 886 | MITKA Piotr Kacper | POL | 22 AUG 1994 | 3 | 0.143 | 21.68 |
| 5 | 762 | SEPULVEDA FURBER Arturo Bernardo | MEX | 29 OCT 1996 | 4 | 0.180 | 21.93 |
| 6 | 1213 | OKOT Benson | UGA | 31 DEC 1996 | 1 | 0.172 | 21.95 |
| 7 | 695 | BOULOS Christophe | LBN | 20 AUG 1996 | 2 | 0.133 | 22.25 |
| 8 | 1095 | DLAMINI Benele Simphiwe | SWZ | 16 JAN 1993 | 8 | 0.154 | 22.44 PB |



RESULTS

成績

CORRECTED
26 AUG 17:53

| | | | | |
|---------------------------|----------------------------|-----|------------------------|-------------|
| WORLD RECORD | 19.19 BOLT Usain | JAM | Berlin (GER) | 20 AUG 2009 |
| UNIVERSIADE RECORD | 19.72 MENNEA Pietro | ITA | Ciudad de México (MEX) | 12 SEP 1979 |

HEAT 7 Start Time: 11:51

Wind: +2.3 m/s

| Rk | Bib | Name | NUSF Code | Date of Birth | Lane | Reaction Time | Result |
|----|-----|----------------------------|-----------|---------------|------|---------------|-------------|
| 1 | 591 | YAMASHITA Jun | JPN | 23 AUG 1997 | 8 | 0.148 | 21.02 Q |
| 2 | 6 | ATHMANI Skander Djamil | ALG | 21 JUN 1992 | 5 | 0.195 | 21.21 Q |
| 3 | 715 | SAVICKAS Ugnius | LTU | 22 JAN 1992 | 2 | 0.174 | 21.66 |
| 4 | 170 | ROBINSON Lucanus | CAN | 12 MAR 1996 | 1 | 0.138 | 22.21 |
| 5 | 841 | AL MARJABI Ali Rashid Sali | OMA | 1 JUL 1995 | 4 | 0.194 | 22.38 |
| 6 | 100 | IBRAHIMPASIC Faris | BIH | 14 SEP 1995 | 7 | 0.206 | 22.85 |
| 7 | 861 | KAUFMAN Sean Michael | PHI | 23 APR 1998 | 6 | 0.142 | 22.91 |
| | 802 | OKOYE Andrew Jon Chi | NGR | 29 JUL 1994 | 3 | 0.137 | DQ R 163.3a |

HEAT 8 Start Time: 11:57

Wind: +2.0 m/s

| Rk | Bib | Name | NUSF Code | Date of Birth | Lane | Reaction Time | Result |
|----|------|-------------------------------|-----------|---------------|------|---------------|----------|
| 1 | 1269 | MARTIN Jacarias Terrez | USA | 14 JAN 1996 | 7 | 0.146 | 20.87 Q |
| 2 | 608 | GRIGORYEV Vladislav | KAZ | 10 JAN 1997 | 1 | 0.177 | 20.97 Q |
| 3 | 1060 | MOUTHON Bastien | SUI | 25 JUL 1994 | 4 | 0.140 | 21.44 q |
| 4 | 466 | CHAN Yan Lam | HKG | 12 JAN 1994 | 3 | 0.140 | 21.66 |
| 5 | 656 | KO Seunghwan | KOR | 14 NOV 1997 | 6 | 0.174 | 21.98 |
| 6 | 1045 | WIJESUNDARA MUDI S | SRI | 3 AUG 1993 | 2 | 0.164 | 22.24 PB |
| 7 | 855 | IRIARTE ARFINENGO Luis Adrian | PER | 18 APR 1997 | 8 | 0.190 | 22.60 |
| | 112 | SEBELE Ditiro Kago | BOT | 27 OCT 1993 | 5 | 0.172 | DNF |

HEAT 9 Start Time: 12:03

Wind: -1.9 m/s

| Rk | Bib | Name | NUSF Code | Date of Birth | Lane | Reaction Time | Result |
|----|------|-------------------------|-----------|---------------|------|---------------|---------|
| 1 | 567 | ABUALHUMMOS Abdelrahman | JOR | 17 JAN 1994 | 5 | 0.167 | 22.37 Q |
| 2 | 783 | NARIB Gideon Ernst | NAM | 27 MAY 1990 | 7 | 0.187 | 22.42 Q |
| 3 | 813 | ABDOULAYE YATAGA Ali | NIG | 10 DEC 1989 | 4 | 0.173 | 22.96 |
| 4 | 703 | KHERENG Khereng Nelson | LES | 19 JUN 1997 | 3 | 0.153 | 23.12 |
| | 1291 | SILWIMBA Edgar | ZAM | 6 SEP 1994 | 6 | | DNS |

Qualification: First 2 in each heat (Q) and the next 6 fastest (q) advance to the Semifinal

Note:
IAAF Rule 163.3a - Lane infringement

Legend:
DNF Did not Finish DNS Did not Start DQ Disqualified PB Personal Best
q Qualified by time Q Qualified by place R IAAF rule Rk Rank



RESULTS

成績

| | | | | | | |
|---------------------------|--------------|--------------------|----------------|-----|----------------------|-------------|
| WORLD RECORD | 43.03 | van NIEKERK | Wayde | RSA | Río de Janeiro (BRA) | 14 AUG 2016 |
| UNIVERSIADE RECORD | 44.81 | CHUKWU | Clement | NGR | Catania (ITA) | 30 AUG 1997 |

SEMIFINAL 1 Start Time: 19:45

| Rk | Bib | Name | NUSF Code | Date of Birth | Lane | Reaction Time | Result |
|----|------|-------------------------------|-----------|---------------|------|---------------|-------------------|
| 1 | 321 | SANTOS AQUINO Luguélin Miguel | DOM | 12 NOV 1992 | 3 | 0.192 | 45.85 Q |
| 2 | 878 | DUSZYNSKI Kajetan Patryk | POL | 12 MAY 1995 | 6 | 0.171 | 46.30 Q PB |
| 3 | 157 | GEORGE Nathaniel Keena | CAN | 7 JAN 1994 | 4 | 0.223 | 46.47 |
| 4 | 533 | CORSA Daniele | ITA | 1 JAN 1996 | 7 | 0.175 | 46.56 |
| 5 | 279 | TESAR Jan | CZE | 26 MAR 1990 | 1 | 0.177 | 46.77 SB |
| 6 | 1057 | LUTZ Silvan | SUI | 17 OCT 1990 | 8 | 0.173 | 46.89 |
| 7 | 260 | RUZIC Mateo | CRO | 16 AUG 1994 | 5 | 0.163 | 46.90 |
| 8 | 1301 | MBENGUE Ibrahim | SEN | 2 JAN 1991 | 2 | 0.208 | 47.61 |

SEMIFINAL 2 Start Time: 19:51

| Rk | Bib | Name | NUSF Code | Date of Birth | Lane | Reaction Time | Result |
|----|------|------------------------------|-----------|---------------|------|---------------|-------------------|
| 1 | 265 | LESCAY PARDO Yoandys Alberto | CUB | 5 JAN 1994 | 3 | 0.293 | 46.02 Q SB |
| 2 | 151 | AYESU ATTAH Benjamin Kweku | CAN | 28 APR 1993 | 7 | 0.172 | 46.23 Q SB |
| 3 | 539 | RE Davide | ITA | 16 MAR 1993 | 4 | 0.180 | 46.32 q |
| 4 | 614 | LITVIN Mikhail | KAZ | 5 JAN 1996 | 5 | 0.209 | 46.40 q SB |
| 5 | 963 | NENE Zakithi Busani | RSA | 2 APR 1998 | 6 | 0.160 | 46.55 |
| 6 | 1181 | ALTINTAS Batuhan | TUR | 28 APR 1996 | 2 | 0.193 | 46.86 |
| 7 | 1078 | DANAC Denis | SVK | 6 MAY 1993 | 8 | 0.167 | 47.82 |
| 8 | 145 | SAWADOGO Bienvenu Wendla | BUR | 31 DEC 1995 | 1 | 0.156 | 48.15 |

SEMIFINAL 3 Start Time: 19:57

| Rk | Bib | Name | NUSF Code | Date of Birth | Lane | Reaction Time | Result |
|----|------|----------------------------|-----------|---------------|------|---------------|----------------|
| 1 | 887 | OMELKO Rafal Konrad | POL | 16 JAN 1989 | 5 | 0.199 | 46.73 Q |
| 2 | 1175 | ALFRED Darren Quaw | TTO | 28 AUG 1996 | 3 | 0.199 | 47.15 Q |
| 3 | 838 | AL BUSAIDI Othman Ali Hila | OMA | 5 JAN 1992 | 6 | 0.208 | 47.20 |
| 4 | 319 | CHARLES Luis Enrique | DOM | 3 DEC 1998 | 4 | 0.193 | 47.33 |
| 5 | 212 | LI Runyu | CHN | 29 DEC 1994 | 1 | 0.163 | 47.53 |
| 6 | 797 | AKINKUOWO Ayodeji Oluwato | NGR | 16 SEP 1998 | 2 | 0.271 | 47.75 |
| 7 | 1053 | ANGELELLA Daniele Ademore | SUI | 12 MAR 1991 | 7 | 0.150 | 47.75 |
| 8 | 1299 | CLARKE Jordan Shaquill | USA | 17 FEB 1994 | 8 | 0.150 | 47.76 |

Qualification: First 2 in each heat (Q) and the next 2 fastest (q) advance to the Final

Weather conditions at the beginning of the 1st heat

Temperature: 28°C Humidity: 84% Conditions: Partly cloudy

| | | | | | | |
|----------------|---------------|----------|--------------------|----------|-------------------|----------------|
| Legend: | | | | | | |
| PB | Personal Best | Q | Qualified by place | q | Qualified by time | Rk Rank |
| SB | Season Best | | | | | |



RESULTS

成績

| | | | | | |
|---------------------------|--------------|--------------------------|-----|----------------------|-------------|
| WORLD RECORD | 43.03 | van NIEKERK Wayde | RSA | Río de Janeiro (BRA) | 14 AUG 2016 |
| UNIVERSIADE RECORD | 44.81 | CHUKWU Clement | NGR | Catania (ITA) | 30 AUG 1997 |

HEAT 1 Start Time: 9:30

| Rk | Bib | Name | NUSF Code | Date of Birth | Lane | Reaction Time | Result |
|----|-----|--------------------------|-----------|---------------|------|---------------|-------------------|
| 1 | 887 | OMELKO Rafal Konrad | POL | 16 JAN 1989 | 5 | 0.196 | 46.77 Q |
| 2 | 614 | LITVIN Mikhail | KAZ | 5 JAN 1996 | 4 | 0.233 | 46.92 Q SB |
| 3 | 279 | TESAR Jan | CZE | 26 MAR 1990 | 7 | 0.205 | 47.22 q |
| 4 | 145 | SAWADOGO Bienvenu Wendla | BUR | 31 DEC 1995 | 6 | 0.148 | 47.69 q |
| 5 | 711 | PACEVICIUS Rokas | LTU | 10 MAY 1995 | 2 | 0.187 | 48.27 |
| 6 | 994 | TAN Zong Yang | SGP | 11 JUN 1994 | 3 | 0.179 | 49.25 SB |

HEAT 2 Start Time: 9:36

| Rk | Bib | Name | NUSF Code | Date of Birth | Lane | Reaction Time | Result |
|----|------|-------------------------------|-----------|---------------|------|---------------|----------------|
| 1 | 321 | SANTOS AQUINO Luguelin Miguel | DOM | 12 NOV 1992 | 5 | 0.167 | 47.34 Q |
| 2 | 1057 | LUTZ Silvan | SUI | 17 OCT 1990 | 6 | 0.167 | 47.40 Q |
| 3 | 1149 | YANG Lung-Hsiang | TPE | 13 SEP 1996 | 3 | 0.217 | 47.95 |
| 4 | 494 | MALIK Pankaj | IND | 3 JUL 1998 | 7 | 0.190 | 49.61 |
| 5 | 636 | OLUMBE Isaac Okelo | KEN | 2 JUN 1990 | 8 | 0.208 | 49.66 |
| 6 | 659 | LIM Hyoungbin | KOR | 3 JUN 1997 | 2 | 0.212 | 49.97 |
| 7 | 1035 | DISANAYAKA MUDIY C | SRI | 28 MAR 1993 | 4 | 0.261 | 50.02 |

HEAT 3 Start Time: 9:42

| Rk | Bib | Name | NUSF Code | Date of Birth | Lane | Reaction Time | Result |
|----|------|---------------------------|-----------|---------------|------|---------------|----------------|
| 1 | 1175 | ALFRED Darren Quaw | TTO | 28 AUG 1996 | 3 | 0.194 | 47.18 Q |
| 2 | 1053 | ANGELELLA Daniele Ademore | SUI | 12 MAR 1991 | 5 | 0.146 | 47.34 Q |
| 3 | 574 | KITAGAWA Takamasa | JPN | 5 SEP 1996 | 8 | 0.163 | 47.85 |
| 4 | 617 | SOKOLOV Andrey | KAZ | 21 JAN 1995 | 4 | 0.217 | 48.19 |
| 5 | 1208 | BINGI Daniel | UGA | 2 APR 1990 | 6 | 0.210 | 48.57 |
| 6 | 1288 | CHABALA Obrey | ZAM | 12 MAY 1997 | 7 | 0.160 | 49.80 |
| 7 | 1126 | USMANOV Shukhrat | TJK | 9 OCT 1994 | 2 | 0.201 | 54.59 |

HEAT 4 Start Time: 9:48

| Rk | Bib | Name | NUSF Code | Date of Birth | Lane | Reaction Time | Result |
|----|------|------------------------|-----------|---------------|------|---------------|-----------------|
| 1 | 539 | RE Davide | ITA | 16 MAR 1993 | 7 | 0.182 | 47.87 Q |
| 2 | 1299 | CLARKE Jordan Shaquill | USA | 17 FEB 1994 | 8 | 0.176 | 48.02 Q |
| 3 | 1290 | SHIMUKOWA Charles | ZAM | 21 JAN 1995 | 3 | 0.176 | 48.72 |
| 4 | 219 | YANG Zeping | CHN | 3 APR 1994 | 2 | 0.245 | 49.03 |
| 5 | 339 | UETSMUETS Sten | EST | 20 JUL 1994 | 6 | 0.182 | 49.20 SB |
| 6 | 849 | SADAT Umar | PAK | 16 FEB 1995 | 5 | 0.206 | 49.27 |
| 7 | 1004 | JAMNIK Jan | SLO | 18 JAN 1996 | 4 | 0.164 | 50.19 |



RESULTS

成績

| | | | | | | |
|---------------------------|--------------|--------------------|----------------|-----|----------------------|-------------|
| WORLD RECORD | 43.03 | van NIEKERK | Wayde | RSA | Río de Janeiro (BRA) | 14 AUG 2016 |
| UNIVERSIADE RECORD | 44.81 | CHUKWU | Clement | NGR | Catania (ITA) | 30 AUG 1997 |

HEAT 5 Start Time: 9:54

| Rk | Bib | Name | NUSF Code | Date of Birth | Lane | Reaction Time | Result |
|----|------|-------------------------------|-----------|---------------|------|---------------|-----------------|
| 1 | 265 | LESCAY PARDO Yoandys Alberto | CUB | 5 JAN 1994 | 7 | 0.308 | 47.06 Q |
| 2 | 1078 | DANAC Denis | SVK | 6 MAY 1993 | 8 | 0.169 | 47.50 Q |
| 3 | 1181 | ALTINTAS Batuhan | TUR | 28 APR 1996 | 2 | 0.152 | 47.59 q |
| 4 | 734 | ARON Anchois | MAS | 11 MAR 1993 | 6 | 0.156 | 48.56 |
| 5 | 1300 | MAHNASHI Mohammed | KSA | | 5 | 0.201 | 49.22 SB |
| 6 | 855 | IRIARTE ARFINENGO Luis Adrian | PER | 18 APR 1997 | 4 | 0.179 | 50.05 |
| | 464 | CHANCE Arinze Nkosi Ka | GUY | 20 JAN 1996 | 3 | | DNS |

HEAT 6 Start Time: 10:00

| Rk | Bib | Name | NUSF Code | Date of Birth | Lane | Reaction Time | Result |
|----|-----|-----------------------------|-----------|---------------|------|---------------|----------------|
| 1 | 319 | CHARLES Luis Enrique | DOM | 3 DEC 1998 | 6 | 0.181 | 47.42 Q |
| 2 | 533 | CORSA Daniele | ITA | 1 JAN 1996 | 4 | 0.187 | 47.97 Q |
| 3 | 448 | AGYEMANG Duncan Nuakoh | GHA | 6 MAY 1993 | 3 | 0.169 | 48.53 |
| 4 | 736 | KWONG Kar Jun | MAS | 24 APR 1995 | 7 | 0.180 | 48.65 |
| 5 | 839 | AL GHEILANI Usama Abdul Rah | OMA | 14 APR 1994 | 2 | 0.158 | 50.04 |
| 6 | 297 | JENSEN Rasmus | DEN | 17 SEP 1995 | 8 | 0.171 | 52.63 |
| | 783 | NARIB Gideon Ernst | NAM | 27 MAY 1990 | 5 | | DNS |

HEAT 7 Start Time: 10:06

| Rk | Bib | Name | NUSF Code | Date of Birth | Lane | Reaction Time | Result |
|----|------|----------------------------|-----------|---------------|------|---------------|--------------------|
| 1 | 963 | NENE Zakithi Busani | RSA | 2 APR 1998 | 6 | 0.167 | 46.97 Q |
| 2 | 838 | AL BUSAIDI Othman Ali Hila | OMA | 5 JAN 1992 | 7 | 0.193 | 47.05 Q SB |
| 5 | 1213 | OKOT Benson | UGA | 31 DEC 1996 | 8 | 0.196 | 48.87 |
| 6 | 1045 | WIJESUNDARA MUDI S | SRI | 3 AUG 1993 | 2 | 0.174 | 49.06 |
| 7 | 696 | CHATILA Malek | LBN | 8 APR 1996 | 3 | 0.189 | 51.08 |
| 4 | 7 | BEKAR Mohamed Islem | ALG | 1 AUG 1993 | 5 | 0.207 | DQ R 163.3a |
| 3 | 492 | JACOB Amoj | IND | 2 MAY 1998 | 4 | 0.157 | DQ R 163.3a |

HEAT 8 Start Time: 10:12

| Rk | Bib | Name | NUSF Code | Date of Birth | Lane | Reaction Time | Result |
|----|-----|-------------------------|-----------|---------------|------|---------------|-----------------|
| 1 | 157 | GEORGE Nathaniel Keena | CAN | 7 JAN 1994 | 1 | 0.230 | 46.91 Q |
| 2 | 260 | RUZIC Mateo | CRO | 16 AUG 1994 | 6 | 0.170 | 46.93 Q |
| 3 | 212 | LI Runyu | CHN | 29 DEC 1994 | 3 | 0.165 | 47.14 q |
| 4 | 110 | MESHACK Clifton Kagisa | BOT | 27 DEC 1996 | 2 | 0.202 | 48.03 |
| 5 | 567 | ABUALHUMMOS Abdelrahman | JOR | 17 JAN 1994 | 8 | 0.179 | 48.16 PB |
| 6 | 330 | GOROSKO Jakob | EST | 3 OCT 1992 | 4 | 0.233 | 49.81 |
| 7 | 675 | BALI Musaad Ahmed H | KSA | 10 SEP 1994 | 5 | 0.269 | 51.53 |
| | 801 | OGBUKWO Mmaduabuchi She | NGR | 7 APR 1999 | 7 | | DNS |



RESULTS

成績

| | | | | | |
|---------------------------|--------------|--------------------------|-----|----------------------|-------------|
| WORLD RECORD | 43.03 | van NIEKERK Wayde | RSA | Río de Janeiro (BRA) | 14 AUG 2016 |
| UNIVERSIADE RECORD | 44.81 | CHUKWU Clement | NGR | Catania (ITA) | 30 AUG 1997 |

HEAT 9 Start Time: 10:18

| Rk | Bib | Name | NUSF Code | Date of Birth | Lane | Reaction Time | Result |
|----|------|----------------------------|-----------|---------------|------|---------------|-------------------|
| 1 | 878 | DUSZYNSKI Kajetan Patryk | POL | 12 MAY 1995 | 3 | 0.179 | 47.57 Q |
| 2 | 151 | AYESU ATTAH Benjamin Kweku | CAN | 28 APR 1993 | 5 | 0.188 | 47.65 Q |
| 3 | 1301 | MBENGUE Ibrahima | SEN | 2 JAN 1991 | 7 | 0.249 | 47.69 q |
| 4 | 797 | AKINKUOWO Ayodeji Oluwato | NGR | 16 SEP 1998 | 4 | 0.248 | 47.71 q PB |
| 5 | 1005 | KNAP Kristof | SLO | 25 JUN 1991 | 2 | 0.179 | 50.83 |
| 6 | 680 | IEVINS Ilvars | LAT | 23 FEB 1995 | 1 | 0.147 | 51.65 |
| | 295 | HARTLING Johan Nicolai T | DEN | 17 JAN 1994 | 6 | 0.221 | DNF |
| | 997 | KAMARA Alimamy Harry | SLE | 2 MAY 1992 | 8 | | DNS |

Qualification: First 2 in each heat (Q) and the next 6 fastest (q) advance to the Semifinal

Note:
IAAF Rule 163.3a - Lane infringement

| | | | | | | | |
|------------|-------------------|------------|--------------------|-----------|--------------|-----------|---------------|
| DNF | Did not Finish | DNS | Did not Start | DQ | Disqualified | PB | Personal Best |
| q | Qualified by time | Q | Qualified by place | R | IAAF rule | Rk | Rank |
| SB | Season Best | | | | | | |



RESULTS

成績

| | | | | | |
|---------------------------|--------------|--------------------------|-----|-----------------|-------------|
| WORLD RECORD | 12.80 | MERRITT Aries | USA | Bruxelles (BEL) | 7 SEP 2012 |
| UNIVERSIADE RECORD | 13.21 | CASANAS Alejandro | CUB | Sofia (BUL) | 21 AUG 1977 |

SEMIFINAL 1 Start Time: 18:10

Wind: +0.9 m/s

| Rk | Bib | Name | NUSF Code | Date of Birth | Lane | Reaction Time | Result |
|----|------|------------------------------|-----------|---------------|------|---------------|--------------------|
| 1 | 876 | CZYKIER Damian | POL | 10 AUG 1992 | 8 | 0.174 | 13.57 Q |
| 2 | 1130 | CHEN Kuei-Ru | TPE | 22 SEP 1993 | 6 | 0.158 | 13.63 Q |
| 3 | 571 | KANAI Taioh | JPN | 28 SEP 1995 | 5 | 0.139 | 13.66 Q |
| 4 | 158 | KABA Sekou Mohamed | CAN | 25 AUG 1990 | 4 | 0.143 | 13.82 q SB |
| 5 | 713 | SAULIUS Rapolas | LTU | 15 FEB 1996 | 2 | 0.167 | 14.06 |
| 6 | 654 | KIM Gyeongtae | KOR | 20 MAR 1997 | 3 | 0.172 | 14.11 PB |
| | 45 | HOUGH Nicholas Alexan | AUS | 20 OCT 1993 | 9 | 0.168 | DQ R 168.7a |
| | 381 | KRAUSS Simon | FRA | 12 FEB 1992 | 7 | 0.156 | DQ R 168.7b |

SEMIFINAL 2 Start Time: 18:16

Wind: -2.0 m/s

| Rk | Bib | Name | NUSF Code | Date of Birth | Lane | Reaction Time | Result |
|----|------|-------------------------------------|-----------|---------------|------|---------------|--------------------|
| 1 | 473 | BAJI Balazs | HUN | 9 JUN 1989 | 4 | 0.139 | 13.67 Q |
| 2 | 578 | NOMOTO Shusei | JPN | 25 OCT 1995 | 6 | 0.163 | 13.79 Q |
| 3 | 131 | OLIVEIRA CONSTANTINO Gabriel | BRA | 9 FEB 1995 | 5 | 0.178 | 13.94 Q |
| 4 | 1150 | YANG Wei-Ting | TPE | 22 SEP 1994 | 7 | 0.143 | 14.06 q |
| 5 | 276 | SEDLAK Vaclav | CZE | 6 FEB 1993 | 2 | 0.163 | 14.25 |
| 6 | 618 | ZEMS Vyacheslav | KAZ | 2 MAY 1998 | 3 | 0.162 | 14.45 |
| | 1267 | LATTIN Amere Davion | USA | 12 JUL 1997 | 8 | 0.137 | DQ R 168.7a |
| | 954 | LEFETE Tshupo | RSA | 2 FEB 1992 | 9 | 0.169 | DQ R 168.7a |

Qualification: First 3 in each heat (Q) and the next 2 fastest (q) advance to the Final

Weather conditions at the beginning of the 1st heat

Temperature: 32°C Humidity: 67% Conditions: Thunderstorm

Note:

IAAF Rule 168.7a - Trailing leg
IAAF Rule 168.7b - Deliberately knocking down a hurdle

Legend:

DQ Disqualified **PB** Personal Best **Q** Qualified by place **q** Qualified by time
R IAAF rule **Rk** Rank **SB** Season Best



RESULTS

成績

CORRECTED
24 AUG 19:42

| | | | | | |
|---------------------------|--------------|----------------------|-----|-----------------|-------------|
| WORLD RECORD | 46.78 | YOUNG Kevin | USA | Barcelona (ESP) | 6 AUG 1992 |
| UNIVERSIADE RECORD | 48.09 | MYBURGH Alwyn | RSA | Beijing (CHN) | 31 AUG 2001 |

HEAT 1 Start Time: 10:30

| Rk | Bib | Name | NUSF Code | Date of Birth | Lane | Reaction Time | Result |
|----|------|---------------------------|-----------|---------------|------|---------------|------------|
| 1 | 877 | DOBEK Patryk | POL | 13 FEB 1994 | 4 | 0.166 | 50.14 Q |
| 2 | 14 | LAHOULOU Abdelmalik | ALG | 7 MAY 1992 | 6 | 0.186 | 50.80 Q |
| 3 | 275 | MUELLER Vit | CZE | 31 AUG 1996 | 3 | 0.197 | 50.95 Q |
| 4 | 784 | ARTS Jesper Carlo Ma | NED | 2 APR 1992 | 7 | 0.188 | 50.99 q SB |
| 5 | 78 | HUFNAGL Dominik | AUT | 10 JAN 1997 | 8 | 0.154 | 51.24 q |
| 6 | 1043 | OLIDURAGE Ishan Lahiru Ar | SRI | 16 APR 1995 | 5 | 0.140 | 54.87 |

HEAT 2 Start Time: 10:36

| Rk | Bib | Name | NUSF Code | Date of Birth | Lane | Reaction Time | Result |
|----|------|---------------------------|-----------|---------------|------|---------------|-------------|
| 1 | 1054 | BRAND Dany Andreas | SUI | 23 FEB 1996 | 5 | 0.173 | 50.78 Q |
| 2 | 25 | RUGGERI Guillermo Manue | ARG | 26 MAR 1992 | 3 | 0.196 | 50.91 Q |
| 3 | 1153 | YU Chia-Hsuan | TPE | 22 JAN 1995 | 7 | 0.163 | 51.46 Q |
| 4 | 1003 | HRIBARSEK Peter | SLO | 17 NOV 1992 | 6 | 0.162 | 53.59 |
| 5 | 700 | RAAD Ragheb | LBN | 29 NOV 1995 | 4 | 0.229 | 1:04.12 |
| | 162 | MAC NEILL Gregory Scott W | CAN | 15 APR 1992 | 8 | 0.208 | DQ R 168.7a |

HEAT 3 Start Time: 10:42

| Rk | Bib | Name | NUSF Code | Date of Birth | Lane | Reaction Time | Result |
|----|------|--------------------------------|-----------|---------------|------|---------------|------------|
| 1 | 1129 | CHEN Chieh | TPE | 8 MAY 1992 | 4 | 0.193 | 49.82 Q |
| 2 | 529 | BENCOSME DE LEON Jose Reynaldo | ITA | 16 MAY 1992 | 8 | 0.194 | 50.45 Q |
| 3 | 1059 | MFOMKPA Alain Herve | SUI | 4 JUN 1996 | 6 | 0.170 | 50.76 Q PB |
| 4 | 510 | BYRNE Paul | IRL | 18 APR 1990 | 5 | 0.167 | 51.06 q |
| 5 | 611 | KONDRATYEV Igor | KAZ | 23 JAN 1991 | 3 | 0.277 | 53.48 |
| 6 | 298 | JOHANSEN Martin Brueckne | DEN | 3 JAN 1995 | 7 | 0.160 | 55.76 |

HEAT 4 Start Time: 10:48

| Rk | Bib | Name | NUSF Code | Date of Birth | Lane | Reaction Time | Result |
|----|------|---------------------------|-----------|---------------|------|---------------|---------|
| 1 | 402 | PAUL Jacob Aaron | GBR | 6 FEB 1995 | 8 | 0.175 | 51.38 Q |
| 2 | 570 | KAJIKI Ryo | JPN | 8 DEC 1995 | 3 | 0.210 | 51.73 Q |
| 3 | 9 | BOUKMOUCHE Saber | ALG | 20 APR 1992 | 4 | 0.215 | 51.88 Q |
| 4 | 24 | RODRIGUEZ BALDIVIEZ Jaime | ARG | 18 JUL 1992 | 7 | 0.208 | 52.10 |
| 5 | 272 | JURANEK Martin | CZE | 13 MAR 1991 | 5 | 0.188 | 52.28 |
| 6 | 1004 | JAMNIK Jan | SLO | 18 JAN 1996 | 6 | 0.172 | 53.81 |



RESULTS

成績

CORRECTED
24 AUG 19:42

| | | | | | |
|---------------------------|--------------|----------------------|-----|-----------------|-------------|
| WORLD RECORD | 46.78 | YOUNG Kevin | USA | Barcelona (ESP) | 6 AUG 1992 |
| UNIVERSIADE RECORD | 48.09 | MYBURGH Alwyn | RSA | Beijing (CHN) | 31 AUG 2001 |

HEAT 5 Start Time: 10:54

| Rk | Bib | Name | NUSF Code | Date of Birth | Lane | Reaction Time | Result |
|----|------|---------------------------------|-----------|---------------|------|---------------|---------|
| 1 | 782 | MARITZ Johannes Gerhar | NAM | 20 DEC 1990 | 6 | 0.187 | 50.66 Q |
| 2 | 358 | MOEROE Santtu Oskari | FIN | 31 JAN 1993 | 3 | 0.159 | 50.93 Q |
| 3 | 331 | JAGOR Jaak-Heinrich | EST | 11 MAY 1990 | 7 | 0.175 | 51.24 Q |
| 4 | 951 | HAMMAN Leroux | RSA | 6 JAN 1992 | 2 | 0.183 | 51.60 q |
| 5 | 256 | DRUMMOND HERNANDEZ Gerald David | CRC | 5 SEP 1994 | 5 | 0.206 | 52.22 |
| 6 | 1075 | BOTTLIK Jakub | SVK | 30 MAR 1994 | 8 | 0.206 | 52.57 |
| 7 | 860 | HENDERSON Connor Alexande | PHI | 2 OCT 1992 | 4 | 0.198 | 54.42 |

HEAT 6 Start Time: 11:00

| Rk | Bib | Name | NUSF Code | Date of Birth | Lane | Reaction Time | Result |
|----|-----|-----------------------------------|-----------|---------------|------|---------------|------------|
| 1 | 965 | PRETORIUS Johanneslodewic | RSA | 26 JAN 1994 | 2 | 0.162 | 50.28 Q |
| 2 | 320 | SANTOS AQUINO Juander | DOM | 7 MAY 1995 | 4 | 0.179 | 50.37 Q |
| 3 | 610 | KOBLOV Dmitriy | KAZ | 30 NOV 1992 | 5 | 0.159 | 50.61 Q SB |
| 4 | 128 | LANGOWSKI TEREZAN Artur | BRA | 8 MAY 1991 | 7 | 0.176 | 50.69 q |
| 5 | 205 | SEPULVEDA SANDOVAL Alfredo Emilio | CHI | 3 AUG 1993 | 3 | 0.185 | 51.08 q |
| 6 | 648 | HWANG Hyeonu | KOR | 30 JUN 1994 | 6 | 0.191 | 52.37 |
| 7 | 673 | ALSHALATI Mohammed Taleb | KSA | 9 DEC 1998 | 8 | 0.196 | 56.24 |

Qualification: First 3 in each heat (Q) and the next 6 fastest (q) advance to the Semifinal

Weather conditions at the beginning of the 1st heat

Temperature: 37°C Humidity: 75% Conditions: Partly cloudy

Note:
IAAF Rule 168.7a - Trailing leg

| | | | | | | | |
|-----------|--------------|-----------|---------------|-----------|--------------------|----------|-------------------|
| DQ | Disqualified | PB | Personal Best | Q | Qualified by place | q | Qualified by time |
| R | IAAF rule | Rk | Rank | SB | Season Best | | |



RESULTS

成績

| | | | | |
|---------------------------|--------------|---------------------------------|----------------------------|-------------|
| WORLD RECORD | 10.49 | GRIFFITH-JOYNER Florence | USA Indianapolis IN (USA) | 16 JUL 1988 |
| UNIVERSIADE RECORD | 11.00 | GÖHR Marlies | GDR Ciudad de México (MEX) | 8 SEP 1979 |

SEMIFINAL 1 Start Time: 19:00

Wind: 0.0 m/s

| Rk | Bib | Name | NUSF Code | Date of Birth | Lane | Reaction Time | Result |
|----|------|----------------------|-----------|---------------|------|---------------|---------|
| 1 | 559 | FORBES Shashalee | JAM | 10 MAY 1996 | 4 | 0.151 | 11.22 Q |
| 2 | 629 | ZYABKINA Viktoriya | KAZ | 4 SEP 1992 | 5 | 0.263 | 11.49 Q |
| 3 | 544 | BONGIORNI Anna | ITA | 15 SEP 1999 | 3 | 0.160 | 11.55 Q |
| 4 | 1067 | DEL PONTE Ajla | SUI | 15 JUL 1996 | 6 | 0.130 | 11.60 Q |
| 5 | 1087 | BEZEKOVA Alexandra | SVK | 13 AUG 1992 | 7 | 0.157 | 11.60 |
| 6 | 285 | PROCHAZKOVA Barbora | CZE | 13 DEC 1991 | 8 | 0.188 | 11.73 |
| 7 | 519 | WHELAN Niamh Annette | IRL | 26 JUL 1990 | 9 | 0.159 | 11.81 |
| 8 | 832 | HOBBS Zoe Charlotte | NZL | 11 SEP 1997 | 2 | 0.165 | 11.85 |

SEMIFINAL 2 Start Time: 19:06

Wind: -1.9 m/s

| Rk | Bib | Name | NUSF Code | Date of Birth | Lane | Reaction Time | Result |
|----|------|----------------------------|-----------|---------------|------|---------------|---------|
| 1 | 1070 | KORA JOSEPH Salome Kpayero | SUI | 8 JUN 1994 | 6 | 0.141 | 11.55 Q |
| 2 | 549 | SIRAGUSA Irene | ITA | 23 JUN 1993 | 4 | 0.154 | 11.56 Q |
| 3 | 409 | HUMPHREYS Corinne Dawn | GBR | 7 NOV 1991 | 7 | 0.161 | 11.71 Q |
| 4 | 626 | SAFRONOVA Olga | KAZ | 5 NOV 1991 | 3 | 0.169 | 11.76 Q |
| 5 | 986 | THOMAS Tamzin | RSA | 6 OCT 1997 | 5 | 0.184 | 11.77 |
| 6 | 442 | MAYER Sina | GER | 10 APR 1995 | 2 | 0.183 | 11.84 |
| 7 | 920 | ZAGAJEWSKA Karolina Monika | POL | 5 APR 1993 | 1 | 0.146 | 11.97 |
| 8 | 82 | KLEISER Viola | AUT | 13 NOV 1990 | 8 | 0.202 | 12.07 |
| 9 | 311 | KRAMER Mathilde Uldall | DEN | 15 MAR 1993 | 9 | 0.193 | 12.14 |

Qualification: First 4 in each heat (Q) advance to the Final

Weather conditions at the beginning of the 1st heat

Temperature: 28°C Humidity: 84% Conditions: Partly cloudy

| | | | |
|----------------|--------------------|----|------|
| Legend: | | | |
| Q | Qualified by place | Rk | Rank |



RESULTS

成績

| | | | | |
|---------------------------|--------------|---------------------------------|----------------------------|-------------|
| WORLD RECORD | 10.49 | GRIFFITH-JOYNER Florence | USA Indianapolis IN (USA) | 16 JUL 1988 |
| UNIVERSIADE RECORD | 11.00 | GÖHR Marlies | GDR Ciudad de México (MEX) | 8 SEP 1979 |

HEAT 1 Start Time: 17:30

Wind: -0.7 m/s

| Rk | Bib | Name | NUSF Code | Date of Birth | Lane | Reaction Time | Result |
|----|------|----------------------|-----------|---------------|------|---------------|----------------|
| 1 | 629 | ZYABKINA Viktoriya | KAZ | 4 SEP 1992 | 3 | 0.194 | 11.50 Q |
| 2 | 1067 | DEL PONTE Aja | SUI | 15 JUL 1996 | 7 | 0.185 | 11.59 Q |
| 3 | 1087 | BEZEKOVA Alexandra | SVK | 13 AUG 1992 | 6 | 0.171 | 11.67 Q |
| 4 | 442 | MAYER Sina | GER | 10 APR 1995 | 4 | 0.212 | 11.70 q |
| 5 | 197 | WALKEDEN Leah Janine | CAN | 10 FEB 1993 | 2 | 0.152 | 11.93 |
| 6 | 469 | LAM On Ki | HKG | 20 APR 1992 | 8 | 0.179 | 12.01 |
| 6 | 685 | AUZINA Anna Paula | LAT | 14 FEB 1996 | 9 | 0.218 | 12.01 |
| 8 | 898 | CIBA Kamila Magdalen | POL | 29 MAR 1995 | 5 | 0.187 | 12.04 |

HEAT 2 Start Time: 17:36

Wind: -0.3 m/s

| Rk | Bib | Name | NUSF Code | Date of Birth | Lane | Reaction Time | Result |
|----|-----|------------------------------|-----------|---------------|------|---------------|-----------------|
| 1 | 559 | FORBES Shashalee | JAM | 10 MAY 1996 | 5 | 0.194 | 11.39 Q |
| 2 | 626 | SAFRONOVA Olga | KAZ | 5 NOV 1991 | 4 | 0.167 | 11.62 Q |
| 3 | 82 | KLEISER Viola | AUT | 13 NOV 1990 | 3 | 0.174 | 11.80 Q |
| 4 | 920 | ZAGAJEWSKA Karolina Monika | POL | 5 APR 1993 | 6 | 0.185 | 11.815 q |
| 4 | 311 | KRAMER Mathilde Uldall | DEN | 15 MAR 1993 | 8 | 0.215 | 11.815 q |
| 6 | 599 | MAEYAMA Miyu | JPN | 21 FEB 1996 | 2 | 0.184 | 11.93 |
| 7 | 767 | FLORES HERNANDEZ Iza Daniela | MEX | 6 MAY 1994 | 7 | 0.192 | 11.99 |
| 8 | 354 | VORO Oilme | EST | 2 JAN 1996 | 9 | 0.202 | 12.00 |

HEAT 3 Start Time: 17:42

Wind: -0.4 m/s

| Rk | Bib | Name | NUSF Code | Date of Birth | Lane | Reaction Time | Result |
|----|------|---------------------------------|-----------|---------------|------|---------------|----------------|
| 1 | 544 | BONGIORNI Anna | ITA | 15 SEP 1999 | 6 | 0.172 | 11.61 Q |
| 2 | 986 | THOMAS Tamzin | RSA | 6 OCT 1997 | 5 | 0.166 | 11.62 Q |
| 3 | 285 | PROCHAZKOVA Barbora | CZE | 13 DEC 1991 | 4 | 0.190 | 11.75 Q |
| 4 | 117 | SEBELE Tsaone Bakani | BOT | 27 OCT 1993 | 8 | 0.161 | 11.90 |
| 5 | 501 | CHAND Dutee | IND | 3 FEB 1996 | 3 | 0.198 | 11.90 |
| 6 | 1163 | HU Chia-Chen | TPE | 28 MAR 1997 | 7 | 0.171 | 11.98 |
| 7 | 1284 | SMITH Sierra Jade | USA | 22 OCT 1997 | 9 | 0.196 | 12.04 |
| 8 | 240 | ABESSOLO BIVINA Germaine Emelin | CMR | 9 MAY 1990 | 2 | 0.173 | 12.11 |

TIE IN HEAT 2 - BIBS 920 & 311 = 11.815

ATW001800_C73B ENG 1.0

Report created by Atos

WED 23 AUG 2017 19:07

Page 1/2





TAIPEI STADIUM
臺北田徑場

TAIPEI 2017 WED 周三
29th SUMMER UNIVERSIADE 23 AUG 2017
17:30

ATHLETICS
田徑

WOMEN'S 100M
女子100公尺

ROUND 2



RESULTS

成績

| | | | | |
|---------------------------|--------------|---------------------------------|----------------------------|-------------|
| WORLD RECORD | 10.49 | GRIFFITH-JOYNER Florence | USA Indianapolis IN (USA) | 16 JUL 1988 |
| UNIVERSIADE RECORD | 11.00 | GÖHR Marlies | GDR Ciudad de México (MEX) | 8 SEP 1979 |

HEAT 4

Start Time: 17:48

Wind: -0.3 m/s

| Rk | Bib | Name | NUSF Code | Date of Birth | Lane | Reaction Time | Result |
|----|------|----------------------------|-----------|---------------|------|---------------|---------|
| 1 | 549 | SIRAGUSA Irene | ITA | 23 JUN 1993 | 5 | 0.156 | 11.33 Q |
| 2 | 1070 | KORA JOSEPH Salome Kpayero | SUI | 8 JUN 1994 | 4 | 0.157 | 11.47 Q |
| 3 | 409 | HUMPHREYS Corinne Dawn | GBR | 7 NOV 1991 | 6 | 0.179 | 11.52 Q |
| 4 | 519 | WHELAN Niamh Annette | IRL | 26 JUL 1990 | 8 | 0.174 | 11.74 q |
| 5 | 832 | HOBBS Zoe Charlotte | NZL | 11 SEP 1997 | 1 | 0.177 | 11.81 q |
| 6 | 596 | IKI Ichiko | JPN | 7 MAY 1997 | 7 | 0.201 | 11.96 |
| 7 | 199 | WESTNEY Jellisa S | CAN | 6 OCT 1993 | 3 | 0.198 | 12.00 |
| 8 | 1027 | BARJAKTAROVIC Zorana | SRB | 2 MAR 1996 | 9 | 0.209 | 12.42 |
| | 1287 | HA Thi Thu | VIE | 29 JUL 1997 | 2 | | DNS |

Qualification: First 3 in each heat (Q) and the next 4 fastest (q) advance to the Semifinal

Weather conditions at the beginning of the 1st heat

Temperature: 30°C

Humidity: 71%

Conditions: Cloudy

| | | | | | | | | |
|----------------|-----|---------------|---|-------------------|---|--------------------|----|------|
| Legend: | DNS | Did not Start | q | Qualified by time | Q | Qualified by place | Rk | Rank |
|----------------|-----|---------------|---|-------------------|---|--------------------|----|------|

TIE IN HEAT 2 - BIBS 920 & 311 = 11.815

ATW001800_C73B ENG 1.0

Report created by Atos

WED 23 AUG 2017 19:07

Page 2/2





RESULTS

成績

CORRECTED
23 AUG 13:13

| | | | | | |
|---------------------------|--------------|---------------------------------|-----|------------------------|-------------|
| WORLD RECORD | 10.49 | GRIFFITH-JOYNER Florence | USA | Indianapolis IN (USA) | 16 JUL 1988 |
| UNIVERSIADE RECORD | 11.00 | GÖHR Marlies | GDR | Ciudad de México (MEX) | 8 SEP 1979 |

HEAT 1 Start Time: 11:40 Wind: -0.8 m/s

| Rk | Bib | Name | NUSF Code | Date of Birth | Lane | Reaction Time | Result |
|----|------|------------------------------|-----------|---------------|------|---------------|----------|
| 1 | 559 | FORBES Shashalee | JAM | 10 MAY 1996 | 3 | 0.183 | 11.41 Q |
| 2 | 82 | KLEISER Viola | AUT | 13 NOV 1990 | 6 | 0.195 | 11.82 Q |
| 3 | 767 | FLORES HERNANDEZ Iza Daniela | MEX | 6 MAY 1994 | 4 | 0.178 | 11.93 Q |
| 4 | 599 | MAEYAMA Miyu | JPN | 21 FEB 1996 | 8 | 0.208 | 12.01 q |
| 5 | 1029 | SIMIC Nikoleta | SRB | 19 NOV 1996 | 5 | 0.196 | 12.11 |
| 6 | 459 | MENSAH Janet | GHA | 25 JUN 1998 | 2 | 0.177 | 12.17 PB |
| 7 | 1048 | HENRY HENDERSON Nadeeshani | SRI | 11 AUG 1993 | 7 | 0.227 | 12.69 |

HEAT 2 Start Time: 11:46 Wind: +0.1 m/s

| Rk | Bib | Name | NUSF Code | Date of Birth | Lane | Reaction Time | Result |
|----|------|--------------------------|-----------|---------------|------|---------------|---------|
| 1 | 442 | MAYER Sina | GER | 10 APR 1995 | 3 | 0.212 | 11.69 Q |
| 2 | 285 | PROCHAZKOVA Barbora | CZE | 13 DEC 1991 | 4 | 0.162 | 11.71 Q |
| 3 | 1163 | HU Chia-Chen | TPE | 28 MAR 1997 | 5 | 0.169 | 11.92 Q |
| 4 | 354 | VORO Oilme | EST | 2 JAN 1996 | 2 | 0.168 | 11.97 q |
| 5 | 1284 | SMITH Sierra Jade | USA | 22 OCT 1997 | 8 | 0.207 | 11.98 q |
| 6 | 1011 | KODRIC Aneja | SLO | 13 JAN 1993 | 6 | 0.206 | 12.40 |
| 7 | 1049 | JAYALATH Kurugamage Mahe | SRI | 11 DEC 1993 | 7 | 0.282 | 13.26 |

HEAT 3 Start Time: 11:52 Wind: -0.4 m/s

| Rk | Bib | Name | NUSF Code | Date of Birth | Lane | Reaction Time | Result |
|----|------|-----------------------------------|-----------|---------------|------|---------------|----------|
| 1 | 1070 | KORA JOSEPH Salome Kpayero | SUI | 8 JUN 1994 | 4 | 0.159 | 11.90 Q |
| 2 | 199 | WESTNEY Jellisa S | CAN | 6 OCT 1993 | 2 | 0.170 | 11.94 Q |
| 3 | 596 | IKI Ichiko | JPN | 7 MAY 1997 | 8 | 0.191 | 12.02 Q |
| 4 | 1027 | BARJAKTAROVIC Zorana | SRB | 2 MAR 1996 | 7 | 0.177 | 12.098 q |
| 5 | 325 | RODRÍGUEZ JIMÉNEZ Kiara Miguelina | DOM | 23 DEC 1992 | 3 | 0.196 | 12.18 |
| 6 | 490 | ALISJAHBANA Irene | INA | 4 NOV 1995 | 6 | 0.197 | 12.58 |

HEAT 4 Start Time: 11:58 Wind: -0.1 m/s

| Rk | Bib | Name | NUSF Code | Date of Birth | Lane | Reaction Time | Result |
|----|------|-----------------------------|-----------|---------------|------|---------------|---------|
| 1 | 1087 | BEZEKOVA Alexandra | SVK | 13 AUG 1992 | 2 | 0.166 | 11.81 Q |
| 2 | 898 | CIBA Kamila Magdalen | POL | 29 MAR 1995 | 4 | 0.135 | 11.86 Q |
| 3 | 117 | SEBELE Tsaone Bakani | BOT | 27 OCT 1993 | 8 | 0.160 | 11.90 Q |
| 4 | 1218 | AYIKORU Scovia | UGA | 14 JAN 1994 | 5 | 0.176 | 12.19 |
| 5 | 686 | CEIKO Inguna | LAT | 1 OCT 1994 | 3 | 0.203 | 12.53 |
| 6 | 847 | AL HAMIMI Aina Suroor Sai | OMA | 11 FEB 1995 | 9 | 0.188 | 13.61 |
| | 417 | AKIEME MAYE Maria Jimena Ad | GEQ | 23 AUG 1990 | 6 | | DNS |
| | 456 | ASIBUO Sandra Konadu | GHA | 7 DEC 1997 | 7 | | DNS |

Tie BIB 1027 BARJAKTAROVIC H3/L7/Rk4 & BIB 1287 HA H7/L6/Rk5 = 12.098

ATW001900_C73B ENG 1.0

Report created by Atos

WED 23 AUG 2017 13:13

Page 1/3





RESULTS

成績

CORRECTED
23 AUG 13:13

| | | | | | |
|--------------------|-------|--------------------------|-----|------------------------|-------------|
| WORLD RECORD | 10.49 | GRIFFITH-JOYNER Florence | USA | Indianapolis IN (USA) | 16 JUL 1988 |
| UNIVERSIADE RECORD | 11.00 | GÖHR Marlies | GDR | Ciudad de México (MEX) | 8 SEP 1979 |

HEAT 5 Start Time: 12:04

Wind: 0.0 m/s

| Rk | Bib | Name | NUSF Code | Date of Birth | Lane | Reaction Time | Result |
|----|------|-------------------------|-----------|---------------|------|---------------|---------|
| 1 | 986 | THOMAS Tamzin | RSA | 6 OCT 1997 | 5 | 0.192 | 11.63 Q |
| 2 | 501 | CHAND Dutee | IND | 3 FEB 1996 | 8 | 0.191 | 11.69 Q |
| 3 | 1067 | DEL PONTE Ajla | SUI | 15 JUL 1996 | 7 | 0.172 | 11.80 Q |
| 4 | 197 | WALKEDEN Leah Janine | CAN | 10 FEB 1993 | 3 | 0.150 | 12.04 q |
| 5 | 306 | GLENNER-FRANDSEN Astrid | DEN | 11 APR 1993 | 9 | 0.186 | 12.18 |
| 6 | 1221 | UNYUTHFUA Mary Zawadi | UGA | 3 FEB 1993 | 2 | 0.261 | 12.39 |
| 7 | 4 | URSHINI Iveta | ALB | 28 JAN 1998 | 4 | 0.228 | 12.89 |
| 8 | 1099 | MAHAMUDU Happy Twaha | TAN | 22 JUN 1992 | 6 | 0.301 | 14.96 |

HEAT 6 Start Time: 12:10

Wind: -0.1 m/s

| Rk | Bib | Name | NUSF Code | Date of Birth | Lane | Reaction Time | Result |
|----|------|-------------------------------|-----------|---------------|------|---------------|---------|
| 1 | 549 | SIRAGUSA Irene | ITA | 23 JUN 1993 | 3 | 0.147 | 11.35 Q |
| 2 | 920 | ZAGAJEWSKA Karolina Monika | POL | 5 APR 1993 | 7 | 0.177 | 11.66 Q |
| 3 | 519 | WHELAN Niamh Annette | IRL | 26 JUL 1990 | 9 | 0.172 | 11.71 Q |
| 4 | 832 | HOBBS Zoe Charlotte | NZL | 11 SEP 1997 | 8 | 0.177 | 11.79 q |
| 5 | 322 | DE AZA HENRRY Estrella Nicole | DOM | 3 DEC 1996 | 2 | 0.238 | 12.11 |
| 6 | 348 | SUUMANN Diana | EST | 5 JUL 1992 | 5 | 0.209 | 12.25 |
| 7 | 869 | MALONZO Jeremiah Angela | PHI | 10 OCT 1996 | 4 | 0.196 | 12.76 |
| 8 | 1294 | KAKWASHA Wabalyao | ZAM | 25 MAY 1997 | 6 | 0.266 | 13.51 |

HEAT 7 Start Time: 12:16

Wind: +1.7 m/s

| Rk | Bib | Name | NUSF Code | Date of Birth | Lane | Reaction Time | Result |
|----|------|-------------------------|-----------|---------------|------|---------------|-------------|
| 1 | 629 | ZYABKINA Viktoriya | KAZ | 4 SEP 1992 | 8 | 0.216 | 11.40 Q |
| 2 | 409 | HUMPHREYS Corinne Dawn | GBR | 7 NOV 1991 | 5 | 0.156 | 11.48 Q |
| 3 | 311 | KRAMER Mathilde Uldall | DEN | 15 MAR 1993 | 2 | 0.204 | 11.82 Q |
| 4 | 685 | AUZINA Anna Paula | LAT | 14 FEB 1996 | 7 | 0.189 | 11.86 q PB |
| 5 | 1287 | HA Thi Thu | VIE | 29 JUL 1997 | 6 | 0.154 | 12.098 q PB |
| 6 | 115 | MOLAPISI Ontiretse | BOT | 18 JAN 1995 | 3 | 0.186 | 12.56 |
| 7 | 638 | AMUTAVI Laventa Luvandw | KEN | 23 FEB 1996 | 4 | 0.203 | 12.88 |

HEAT 8 Start Time: 12:22

Wind: +0.7 m/s

| Rk | Bib | Name | NUSF Code | Date of Birth | Lane | Reaction Time | Result |
|----|------|---------------------------------|-----------|---------------|------|---------------|------------|
| 1 | 544 | BONGIORNI Anna | ITA | 15 SEP 1999 | 7 | 0.174 | 11.59 Q |
| 2 | 626 | SAFRONOVA Olga | KAZ | 5 NOV 1991 | 8 | 0.190 | 11.65 Q |
| 3 | 469 | LAM On Ki | HKG | 20 APR 1992 | 6 | 0.174 | 11.93 Q SB |
| 4 | 240 | ABESSOLO BIVINA Germaine Emelin | CMR | 9 MAY 1990 | 4 | 0.197 | 12.00 q |
| 5 | 149 | NDARATA Prestige | CAF | 23 NOV 1997 | 3 | 0.195 | 13.27 |
| 6 | 1097 | VILAKATI Nolwazi Knowledge | SWZ | 28 SEP 1996 | 2 | 0.211 | 13.61 |
| 7 | 814 | HAMIDOU SANI Ramata | NIG | 7 APR 1993 | 9 | 0.223 | 14.24 |
| | 811 | OSUJI Stephanie Nwann | NGR | 6 JAN 1997 | 5 | | DNS |

Qualification: First 3 in each heat (Q) and the next 8 fastest (q) advance to the Round 2

Tie BIB 1027 BARJAKTAROVIC H3/L7/Rk4 & BIB 1287 HA H7/L6/Rk5 = 12.098





TAIPEI STADIUM
臺北田徑場

TAIPEI 2017 WED 周三
29TH SUMMER UNIVERSIADE 23 AUG 2017
11:40

ATHLETICS
田徑

WOMEN'S 100M
女子100公尺

ROUND 1



RESULTS

成績

CORRECTED
23 AUG 13:13

| | | | | |
|---------------------------|--------------|---------------------------------|----------------------------|-------------|
| WORLD RECORD | 10.49 | GRIFFITH-JOYNER Florence | USA Indianapolis IN (USA) | 16 JUL 1988 |
| UNIVERSIADE RECORD | 11.00 | GÖHR Marlies | GDR Ciudad de México (MEX) | 8 SEP 1979 |

| | | | | | | |
|----------------|---------------|-----------|---------------|----------|--------------------|----------------------------|
| Legend: | | | | | | |
| DNS | Did not Start | PB | Personal Best | Q | Qualified by place | q Qualified by time |
| Rk | Rank | SB | Season Best | | | |

Tie BIB 1027 BARJAKTAROVIC H3/L7/Rk4 & BIB 1287 HA H7/L6/Rk5 = 12.098

ATW001900_C73B ENG 1.0

Report created by **Atos**

WED 23 AUG 2017 13:13

Page 3/3





RESULTS

成績

| | | | | | | |
|---------------------------|--------------|------------------------|-----------------|-----|------------------------|-------------|
| WORLD RECORD | 21.34 | GRIFFITH-JOYNER | Florence | USA | Seoul (KOR) | 29 SEP 1988 |
| UNIVERSIADE RECORD | 21.91 | KOCH | Marita | GDR | Ciudad de México (MEX) | 12 SEP 1979 |

HEAT 1 Start Time: 10:15

Wind: +2.2 m/s

| Rk | Bib | Name | NUSF Code | Date of Birth | Lane | Reaction Time | Result |
|----|------|----------------------------|-----------|---------------|------|---------------|----------------|
| 1 | 323 | MEDINA VENTURA Anabel | DOM | 15 DEC 1996 | 7 | 0.172 | 23.79 Q |
| 2 | 986 | THOMAS Tamzin | RSA | 6 OCT 1997 | 5 | 0.201 | 23.81 Q |
| 3 | 908 | KOLDEJ Malgorzata Barb | POL | 12 NOV 1990 | 6 | 0.157 | 24.13 Q |
| 4 | 91 | BOLINGO MBONGO Cynthia | BEL | 12 JAN 1993 | 1 | 0.209 | 24.23 q |
| 5 | 1218 | AYIKORU Scovia | UGA | 14 JAN 1994 | 3 | 0.170 | 24.49 |
| 6 | 115 | MOLAPISI Ontiretse | BOT | 18 JAN 1995 | 8 | 0.237 | 25.50 |
| 7 | 1097 | VILAKATI Nolwazi Knowledge | SWZ | 28 SEP 1996 | 4 | 0.228 | 27.59 |
| | 629 | ZYABKINA Viktoriya | KAZ | 4 SEP 1992 | 2 | | DNS |

HEAT 2 Start Time: 10:21

Wind: -1.9 m/s

| Rk | Bib | Name | NUSF Code | Date of Birth | Lane | Reaction Time | Result |
|----|------|-----------------------------|-----------|---------------|------|---------------|----------------|
| 1 | 549 | SIRAGUSA Irene | ITA | 23 JUN 1993 | 1 | 0.161 | 24.56 Q |
| 2 | 763 | AGUILLON RAMOS Dania Amaris | MEX | 14 FEB 1996 | 2 | 0.189 | 24.80 Q |
| 3 | 1087 | BEZEKOVA Alexandra | SVK | 13 AUG 1992 | 6 | 0.164 | 24.84 Q |
| 4 | 601 | NAKAMURA Mizuki | JPN | 22 MAR 1996 | 5 | 0.197 | 25.17 |
| 5 | 1220 | SHIDA Leni | UGA | 22 MAY 1994 | 4 | 0.272 | 25.29 |
| 6 | 264 | POKOS Lucija | CRO | 22 JAN 1994 | 3 | 0.196 | 25.55 |
| 7 | 311 | KRAMER Mathilde Uldall | DEN | 15 MAR 1993 | 8 | 0.204 | 25.81 |
| 8 | 1048 | HENRY HENDERSON Nadeeshani | SRI | 11 AUG 1993 | 7 | 0.204 | 27.01 |

HEAT 3 Start Time: 10:27

Wind: -3.2 m/s

| Rk | Bib | Name | NUSF Code | Date of Birth | Lane | Reaction Time | Result |
|----|-----|--------------------------|-----------|---------------|------|---------------|-----------------|
| 1 | 901 | FORKASIEWICZ Agata Beata | POL | 13 JAN 1994 | 3 | 0.170 | 23.68 Q |
| 2 | 285 | PROCHAZKOVA Barbora | CZE | 13 DEC 1991 | 5 | 0.183 | 23.75 Q |
| 3 | 626 | SAFRONOVA Olga | KAZ | 5 NOV 1991 | 4 | 0.180 | 23.81 Q |
| 4 | 82 | KLEISER Viola | AUT | 13 NOV 1990 | 1 | 0.182 | 24.02 q |
| 5 | 306 | GLENNER-FRANDSEN Astrid | DEN | 11 APR 1993 | 6 | 0.155 | 24.55 PB |
| 6 | 31 | MARTINEZ Noelia Anahi | ARG | 20 JAN 1996 | 7 | 0.195 | 24.60 |
| 7 | 778 | ISLJAMI Drita | MKD | 1 AUG 1996 | 8 | 0.194 | 25.04 PB |
| 8 | 638 | AMUTAVI Laventa Luvandw | KEN | 23 FEB 1996 | 2 | 0.208 | 26.96 |



RESULTS

成績

| | | | | | |
|---------------------------|--------------|---------------------------------|-----|------------------------|-------------|
| WORLD RECORD | 21.34 | GRIFFITH-JOYNER Florence | USA | Seoul (KOR) | 29 SEP 1988 |
| UNIVERSIADE RECORD | 21.91 | KOCH Marita | GDR | Ciudad de México (MEX) | 12 SEP 1979 |

HEAT 4 Start Time: 10:33

Wind: +0.4 m/s

| Rk | Bib | Name | NUSF Code | Date of Birth | Lane | Reaction Time | Result |
|----|------|-------------------------|-----------|---------------|------|---------------|----------|
| 1 | 544 | BONGIORNI Anna | ITA | 15 SEP 1999 | 8 | 0.152 | 24.01 Q |
| 2 | 1069 | HALBHEER Cornelia | SUI | 16 AUG 1992 | 5 | 0.145 | 24.14 Q |
| 3 | 619 | GOLENDOVA Svetlana | KAZ | 25 JUL 1993 | 4 | 0.230 | 24.22 Q |
| 4 | 832 | HOBBS Zoe Charlotte | NZL | 11 SEP 1997 | 6 | 0.189 | 24.33 |
| 5 | 185 | MAXWELL Nyoka Shondy Pe | CAN | 7 APR 1997 | 3 | 0.170 | 24.46 |
| 6 | 685 | AUZINA Anna Paula | LAT | 14 FEB 1996 | 1 | 0.189 | 24.49 SB |
| 7 | 604 | TAKEUCHI Sayaka | JPN | 18 JUL 1995 | 7 | 0.175 | 24.68 |
| 8 | 1011 | KODRIC Aneja | SLO | 13 JAN 1993 | 2 | 0.187 | 25.80 |

HEAT 5 Start Time: 10:39

Wind: +2.2 m/s

| Rk | Bib | Name | NUSF Code | Date of Birth | Lane | Reaction Time | Result |
|----|------|---------------------------------|-----------|---------------|------|---------------|---------|
| 1 | 691 | LATISEVA CUDARE Gunta | LAT | 9 MAR 1995 | 3 | 0.229 | 22.93 Q |
| 2 | 1285 | WILLIAMS Tori Monique | USA | 14 DEC 1994 | 2 | 0.167 | 23.78 Q |
| 3 | 284 | PIRKOVA Marcela | CZE | 25 JAN 1996 | 6 | 0.202 | 23.98 Q |
| 4 | 208 | JIMENEZ IBACACHE Isidora Andrea | CHI | 10 AUG 1993 | 8 | 0.185 | 24.08 q |
| 5 | 1172 | SYU Yong-Jie | TPE | 7 OCT 1992 | 4 | 0.173 | 24.94 |
| 6 | 869 | MALONZO Jeremiah Angela | PHI | 10 OCT 1996 | 7 | 0.161 | 26.11 |
| 7 | 847 | AL HAMIMI Aina Suroor Sai | OMA | 11 FEB 1995 | 5 | 0.204 | 28.60 |
| | 117 | SEBELE Tsaone Bakani | BOT | 27 OCT 1993 | 1 | 0.151 | DNF |

HEAT 6 Start Time: 10:45

Wind: -2.2 m/s

| Rk | Bib | Name | NUSF Code | Date of Birth | Lane | Reaction Time | Result |
|----|------|------------------------------|-----------|---------------|------|---------------|---------------|
| 1 | 515 | HEALY Phil | IRL | 19 NOV 1994 | 8 | 0.184 | 23.87 Q |
| 2 | 324 | PAULINO Marileidy | DOM | 25 OCT 1996 | 2 | 0.172 | 24.13 Q |
| 3 | 371 | KORTETMAA Anniina Olivia | FIN | 9 JAN 1995 | 6 | 0.167 | 24.43 Q |
| 4 | 354 | VORO Oilme | EST | 2 JAN 1996 | 1 | 0.171 | 24.74 |
| 5 | 1030 | SIRMIC Katarina | SRB | 28 APR 1991 | 4 | 0.177 | 25.35 |
| 6 | 868 | JANARIO Karen | PHI | 7 APR 1999 | 7 | 0.190 | 27.37 |
| | 767 | FLORES HERNANDEZ Iza Daniela | MEX | 6 MAY 1994 | 3 | | F1 DQ R 162.7 |
| | 459 | MENSAH Janet | GHA | 25 JUN 1998 | 5 | | DNS |

HEAT 7 Start Time: 10:51

Wind: -1.5 m/s

| Rk | Bib | Name | NUSF Code | Date of Birth | Lane | Reaction Time | Result |
|----|------|---------------------------------|-----------|---------------|------|---------------|---------|
| 1 | 240 | ABESSOLO BIVINA Germaine Emelin | CMR | 9 MAY 1990 | 4 | 0.184 | 24.65 Q |
| 2 | 149 | NDARATA Prestige | CAF | 23 NOV 1997 | 7 | 0.238 | 28.78 Q |
| 3 | 1099 | MAHAMUDU Happy Twaha | TAN | 22 JUN 1992 | 6 | 0.185 | 29.42 Q |
| | 1293 | CHITOSHI Musonda | ZAM | 30 NOV 1993 | 5 | | DNS |
| | 1294 | KAKWASHA Wabalyao | ZAM | 25 MAY 1997 | 3 | | DNS |

Qualification: First 3 in each heat (Q) and the next 3 fastest (q) advance to the Semifinal



TAIPEI STADIUM
臺北田徑場

TAIPEI 2017 FRI 周五
29TH SUMMER UNIVERSIADE 25 AUG 2017
10:15

ATHLETICS
田徑

WOMEN'S 200M
女子200公尺

ROUND 1



RESULTS

成績

| | | | | | |
|---------------------------|--------------|---------------------------------|-----|------------------------|-------------|
| WORLD RECORD | 21.34 | GRIFFITH-JOYNER Florence | USA | Seoul (KOR) | 29 SEP 1988 |
| UNIVERSIADE RECORD | 21.91 | KOCH Marita | GDR | Ciudad de México (MEX) | 12 SEP 1979 |

Note:
IAAF Rule 162.7 - False start

| | | | | | | | |
|----------------|----------------|------------|-------------------|-----------|--------------------|-----------|-------------|
| Legend: | | | | | | | |
| DNF | Did not Finish | DNS | Did not Start | DQ | Disqualified | Fn | False start |
| PB | Personal Best | q | Qualified by time | Q | Qualified by place | R | IAAF rule |
| Rk | Rank | SB | Season Best | | | | |





RESULTS

成績

| | | | |
|---------------------------|----------------------------|-----------------------------|-------------|
| WORLD RECORD | 47.60 KOCH Marita | GDR Canberra (AUS) | 6 OCT 1985 |
| UNIVERSIADE RECORD | 49.88 TIRLEA Ionela | ROU Palma de Mallorca (ESP) | 12 JUL 1999 |

SEMIFINAL 1 Start Time: 18:35

| Rk | Bib Name | NUSF Code | Date of Birth | Lane | Reaction Time | Result |
|----|------------------------------|-----------|---------------|------|---------------|-------------------|
| 1 | 194 STIVERNE Aiyanna Brigitt | CAN | 20 FEB 1995 | 5 | 0.170 | 52.03 Q |
| 2 | 980 PALFRAMAN Justine | RSA | 4 NOV 1993 | 4 | 0.172 | 52.12 Q SB |
| 3 | 897 BAUMGART Iga | POL | 11 APR 1989 | 3 | 0.220 | 52.25 q |
| 4 | 1236 BRYZGINA Anastasiia | UKR | 9 JAN 1998 | 1 | 0.218 | 53.28 |
| 5 | 940 GAL Camelia Florina | ROU | 18 OCT 1992 | 6 | 0.152 | 53.48 |
| 6 | 722 MISIUNAITE Eva | LTU | 4 DEC 1991 | 8 | 0.162 | 53.84 |
| 7 | 562 LONEY Dawnalee Ann Ma | JAM | 15 MAY 1996 | 2 | 0.238 | 54.99 |
| 8 | 251 CHAVEZ VALENCIA Eliana | COL | 28 DEC 1997 | 7 | 0.245 | 57.05 |

SEMIFINAL 2 Start Time: 18:41

| Rk | Bib Name | NUSF Code | Date of Birth | Lane | Reaction Time | Result |
|----|----------------------------|-----------|---------------|------|---------------|--------------------|
| 1 | 928 AZEVEDO Catia | POR | 9 MAR 1994 | 3 | 0.180 | 52.52 Q |
| 2 | 1243 KLYMIUK Kateryna | UKR | 2 JUN 1995 | 4 | 0.218 | 52.90 Q |
| 3 | 1220 SHIDA Leni | UGA | 22 MAY 1994 | 6 | 0.309 | 53.44 |
| 4 | 190 POWELL Micha | CAN | 12 JAN 1995 | 7 | 0.210 | 55.22 |
| 5 | 457 BRAIMAH Hajuaha | GHA | 4 APR 1997 | 2 | 0.271 | 55.52 |
| 6 | 31 MARTINEZ Noelia Anahi | ARG | 20 JAN 1996 | 8 | 0.220 | 55.66 |
| 7 | 1278 HAWKINS Birexus Janae | USA | 18 JUL 1998 | 1 | 0.202 | 57.63 |
| | 764 BRITO OSORIO Natali | MEX | 21 OCT 1989 | 5 | 0.231 | DQ R 163.3a |

SEMIFINAL 3 Start Time: 18:47

| Rk | Bib Name | NUSF Code | Date of Birth | Lane | Reaction Time | Result |
|----|-----------------------------|-----------|---------------|------|---------------|--------------------|
| 1 | 905 HOLUB Malgorzata Nata | POL | 30 OCT 1992 | 4 | | 51.88 Q |
| 2 | 943 RAZOR Bianca Denisa | ROU | 8 AUG 1994 | 6 | 0.210 | 51.99 Q |
| 3 | 771 MORAN ERREJON Paola | MEX | 25 FEB 1997 | 5 | 0.230 | 52.38 q PB |
| 4 | 621 MIKHINA Elina | KAZ | 16 JUL 1994 | 3 | 0.268 | 53.04 SB |
| 5 | 1074 ZIMMERMANN Vanessa | SUI | 11 JUN 1990 | 2 | 0.153 | 54.83 |
| 6 | 261 DUDEK Kristina | CRO | 5 APR 1994 | 8 | 0.327 | 54.97 |
| 7 | 503 CHAUDHARY Twinkle | IND | 17 OCT 1995 | 1 | 0.163 | 58.24 |
| | 1277 HARDNETT Kelli Nichole | USA | 31 MAY 1994 | 7 | 0.220 | DQ R 163.3a |

Qualification: First 2 in each heat (Q) and the next 2 fastest (q) advance to the Final

Weather conditions at the beginning of the 1st heat

Temperature: 28°C Humidity: 84% Conditions: Partly cloudy

Note:
IAAF Rule 163.3a - Lane infringement

Legend:
DQ Disqualified **PB** Personal Best **Q** Qualified by place **q** Qualified by time
R IAAF rule **Rk** Rank **SB** Season Best



RESULTS

成績

| | | | |
|---------------------------|----------------------------|-----------------------------|-------------|
| WORLD RECORD | 47.60 KOCH Marita | GDR Canberra (AUS) | 6 OCT 1985 |
| UNIVERSIADE RECORD | 49.88 TIRLEA Ionela | ROU Palma de Mallorca (ESP) | 12 JUL 1999 |

HEAT 1 Start Time: 9:00

| Rk | Bib Name | NUSF Code | Date of Birth | Lane | Reaction Time | Result |
|----|---------------------------|-----------|---------------|------|---------------|---------|
| 1 | 928 AZEVEDO Catia | POR | 9 MAR 1994 | 1 | 0.160 | 52.27 Q |
| 2 | 1220 SHIDA Leni | UGA | 22 MAY 1994 | 4 | 0.353 | 53.48 Q |
| 3 | 764 BRITO OSORIO Natali | MEX | 21 OCT 1989 | 2 | 0.208 | 53.58 Q |
| 4 | 722 MISIUNAITE Eva | LTU | 4 DEC 1991 | 3 | 0.178 | 53.64 Q |
| 5 | 562 LONEY Dawnalee Ann Ma | JAM | 15 MAY 1996 | 6 | 0.232 | 53.87 q |
| 6 | 1236 BRYZGINA Anastasiia | UKR | 9 JAN 1998 | 7 | 0.261 | 54.16 q |
| 7 | 457 BRAIMAH Hajuaha | GHA | 4 APR 1997 | 5 | 0.182 | 55.82 q |
| 8 | 344 MEIER Helin | EST | 20 APR 1992 | 8 | 0.193 | 56.10 |

HEAT 2 Start Time: 9:06

| Rk | Bib Name | NUSF Code | Date of Birth | Lane | Reaction Time | Result |
|----|-----------------------------|-----------|---------------|------|---------------|---------|
| 1 | 905 HOLUB Malgorzata Nata | POL | 30 OCT 1992 | 2 | 0.203 | 54.49 Q |
| 2 | 980 PALFRAMAN Justine | RSA | 4 NOV 1993 | 3 | 0.165 | 55.04 Q |
| 3 | 251 CHAVEZ VALENCIA Eliana | COL | 28 DEC 1997 | 6 | 0.212 | 55.18 Q |
| 4 | 31 MARTINEZ Noelia Anahi | ARG | 20 JAN 1996 | 7 | 0.186 | 55.34 Q |
| 5 | 1293 CHITOSHI Musonda | ZAM | 30 NOV 1993 | 4 | 0.210 | 1:05.96 |
| | 1001 BARRIE Margaret Veness | SLE | 29 MAY 1996 | 5 | | DNS |

HEAT 3 Start Time: 9:12

| Rk | Bib Name | NUSF Code | Date of Birth | Lane | Reaction Time | Result |
|----|----------------------------------------|-----------|---------------|------|---------------|---------|
| 1 | 1243 KLYMIUK Kateryna | UKR | 2 JUN 1995 | 3 | 0.171 | 54.15 Q |
| 2 | 940 GAL Camelia Florina | ROU | 18 OCT 1992 | 6 | 0.146 | 54.58 Q |
| 3 | 261 DUDEK Kristina | CRO | 5 APR 1994 | 5 | 0.214 | 54.97 Q |
| 4 | 1278 HAWKINS Birexus Janae | USA | 18 JUL 1998 | 7 | 0.182 | 57.14 Q |
| 5 | 1052 RATHNAYAKA MUDIYANSELAGE Siwanthi | SRI | 2 MAR 1994 | 4 | 0.247 | 1:00.94 |
| 6 | 640 NYAMASYO Alfin Wanzila | KEN | 20 OCT 1992 | 2 | 0.261 | 1:07.08 |

HEAT 4 Start Time: 9:18

| Rk | Bib Name | NUSF Code | Date of Birth | Lane | Reaction Time | Result |
|----|-----------------------|-----------|---------------|------|---------------|---------|
| 1 | 897 BAUMGART Iga | POL | 11 APR 1989 | 3 | 0.205 | 54.35 Q |
| 2 | 621 MIKHINA Elina | KAZ | 16 JUL 1994 | 5 | 0.235 | 54.43 Q |
| 3 | 190 POWELL Micha | CAN | 12 JAN 1995 | 2 | 0.176 | 54.55 Q |
| 4 | 503 CHAUDHARY Twinkle | IND | 17 OCT 1995 | 6 | 0.182 | 58.90 Q |
| 5 | 870 OBANON Jingky | PHI | 5 DEC 1995 | 4 | 0.189 | 1:04.43 |



TAIPEI STADIUM
臺北田徑場

TAIPEI 2017 WED 周三
29th SUMMER UNIVERSIADE 23 AUG 2017
9:00

ATHLETICS
田徑

WOMEN'S 400M
女子400公尺

ROUND 1



RESULTS

成績

| | | | |
|---------------------------|----------------------------|-----------------------------|-------------|
| WORLD RECORD | 47.60 KOCH Marita | GDR Canberra (AUS) | 6 OCT 1985 |
| UNIVERSIADE RECORD | 49.88 TIRLEA Ionela | ROU Palma de Mallorca (ESP) | 12 JUL 1999 |

HEAT 5 Start Time: 9:24

| Rk | Bib | Name | NUSF Code | Date of Birth | Lane | Reaction Time | Result |
|----|------|--------------------------|-----------|---------------|------|---------------|-------------------|
| 1 | 771 | MORAN ERREJON Paola | MEX | 25 FEB 1997 | 3 | 0.237 | 52.43 Q PB |
| 2 | 194 | STIVERNE Aiyanna Brigitt | CAN | 20 FEB 1995 | 2 | 0.180 | 53.06 Q |
| 3 | 943 | RAZOR Bianca Denisa | ROU | 8 AUG 1994 | 5 | 0.168 | 53.52 Q |
| 4 | 1277 | HARDNETT Kelli Nichole | USA | 31 MAY 1994 | 6 | 0.200 | 54.47 Q SB |
| 5 | 1074 | ZIMMERMANN Vanessa | SUI | 11 JUN 1990 | 7 | 0.175 | 54.77 q |
| 6 | 1022 | ZUPANIC Tamara | SLO | 8 SEP 1993 | 1 | 0.211 | 57.96 |
| 7 | 116 | MONWA Amantle Hazel | BOT | 10 AUG 1996 | 4 | 0.192 | 1:02.05 |
| 8 | 848 | AL MALKI Muzna Saleh Ham | OMA | 25 NOV 1995 | 8 | | 1:16.03 |

Qualification: First 4 in each heat (Q) and the next 4 fastest (q) advance to the Semifinal

| | | | | | | |
|----------------|---------------|-----------|---------------|----------|--------------------|----------------------------|
| Legend: | | | | | | |
| DNS | Did not Start | PB | Personal Best | Q | Qualified by place | q Qualified by time |
| Rk | Rank | SB | Season Best | | | |



RESULTS

成績

CORRECTED
25 AUG 10:08

| | | | | | |
|--------------------|-------|-----------------|-----|--------------|-------------|
| WORLD RECORD | 12.20 | HARRISON Kendra | USA | London (GBR) | 22 JUL 2016 |
| UNIVERSIADE RECORD | 12.61 | THOMAS Vashti | USA | Kazan (RUS) | 10 JUL 2013 |

HEAT 1 Start Time: 9:30

Wind: -1.8 m/s

| Rk | Bib | Name | NUSF Code | Date of Birth | Lane | Reaction Time | Result |
|----|------|-----------------------------|-----------|---------------|------|---------------|---------|
| 1 | 65 | JENNEKE Michelle Amy | AUS | 23 JUN 1993 | 8 | 0.174 | 13.44 Q |
| 2 | 367 | HARALA Lotta Pauliina | FIN | 26 MAR 1992 | 2 | 0.163 | 13.61 Q |
| 3 | 485 | KOZAK Luca | HUN | 1 JUN 1996 | 3 | 0.174 | 13.73 Q |
| 4 | 543 | BOGLIOLO Luminosa | ITA | 3 JUL 1995 | 5 | 0.200 | 13.99 Q |
| 5 | 348 | SUUMANN Diana | EST | 5 JUL 1992 | 7 | 0.221 | 14.06 q |
| 6 | 326 | VALERIO LUIS Oneida | DOM | 23 JUN 1989 | 6 | 0.353 | 14.68 |
| 7 | 1073 | VON JACKOWSKI Selina Louise | SUI | 10 DEC 1997 | 4 | 0.152 | 14.69 |

HEAT 2 Start Time: 9:36

Wind: -0.9 m/s

| Rk | Bib | Name | NUSF Code | Date of Birth | Lane | Reaction Time | Result |
|----|------|-------------------------|-----------|---------------|------|---------------|---------|
| 1 | 482 | KEREKES Greta | HUN | 9 OCT 1992 | 3 | 0.151 | 13.50 Q |
| 2 | 391 | VALETTE Laura Lise | FRA | 16 FEB 1997 | 5 | 0.176 | 13.68 Q |
| 3 | 470 | LUI Lai Yiu | HKG | 30 NOV 1994 | 7 | 0.210 | 13.88 Q |
| 4 | 627 | SHYNAZBEKOVA Aigerim | KAZ | 1 JUL 1992 | 8 | 0.164 | 13.95 Q |
| 5 | 196 | THEVENIN Tijuana Kxante | CAN | 7 SEP 1996 | 4 | 0.148 | 13.98 q |
| 6 | 1168 | LIN Shih-Ting | TPE | 13 MAY 1999 | 6 | 0.157 | 14.30 |

HEAT 3 Start Time: 9:42

Wind: +0.8 m/s

| Rk | Bib | Name | NUSF Code | Date of Birth | Lane | Reaction Time | Result |
|----|------|------------------------------------|-----------|---------------|------|---------------|---------|
| 1 | 909 | KOLECZEK Karolina | POL | 15 JAN 1993 | 7 | 0.169 | 13.42 Q |
| 2 | 369 | HURSKA Reetta Sofi Kaa | FIN | 15 MAY 1995 | 3 | 0.169 | 13.53 Q |
| 3 | 407 | BARRETT Alicia Helen | GBR | 25 MAR 1998 | 6 | 0.187 | 13.75 Q |
| 4 | 307 | GRAVERSGAARD Mette | DEN | 5 OCT 1995 | 4 | 0.184 | 13.82 Q |
| 5 | 1028 | PETKOVIC Ivana | SRB | 12 JAN 1992 | 5 | 0.210 | 13.97 q |
| 6 | 60 | CLAY Elizabeth Anne | AUS | 9 MAY 1995 | 8 | 0.182 | 14.92 |
| 7 | 328 | SANTAMARIA MARTINEZ Iris Alexandra | ESA | 7 AUG 1992 | 2 | 0.201 | 17.32 |

HEAT 4 Start Time: 9:48

Wind: +1.3 m/s

| Rk | Bib | Name | NUSF Code | Date of Birth | Lane | Reaction Time | Result |
|----|------|-----------------------|-----------|---------------|------|---------------|---------|
| 1 | 794 | VISSER Nadine Johanna | NED | 9 FEB 1995 | 5 | 0.211 | 13.15 Q |
| 2 | 941 | NESTERIUC Anamaria | ROU | 29 NOV 1993 | 8 | 0.152 | 13.58 Q |
| 3 | 262 | LONCAREK Ivana | CRO | 8 APR 1991 | 7 | 0.182 | 13.62 Q |
| 4 | 1021 | TOMICIC PREZELJ Joni | SLO | 25 AUG 1993 | 4 | 0.171 | 14.11 Q |
| 5 | 230 | WANG Yuke | CHN | 25 MAY 1994 | 2 | 0.182 | 14.35 |
| 6 | 972 | BRITS Maryke | RSA | 25 FEB 1994 | 3 | 0.187 | 14.43 |
| 7 | 701 | EL SANEH Christel | LBN | 11 JUN 1994 | 6 | 0.202 | 15.44 |



TAIPEI STADIUM
臺北田徑場

TAIPEI 2017 FRI 周五
29th SUMMER UNIVERSIADE 25 AUG 2017
9:30

ATHLETICS
田徑

WOMEN'S 100M HURDLES
女子100公尺跨欄

ROUND 1



RESULTS

成績

CORRECTED
25 AUG 10:08

| | | | | | |
|---------------------------|--------------|------------------------|-----|--------------|-------------|
| WORLD RECORD | 12.20 | HARRISON Kendra | USA | London (GBR) | 22 JUL 2016 |
| UNIVERSIADE RECORD | 12.61 | THOMAS Vashti | USA | Kazan (RUS) | 10 JUL 2013 |

HEAT 5

Start Time: 9:54

Wind: +0.6 m/s

| Rk | Bib | Name | NUSF Code | Date of Birth | Lane | Reaction Time | Result |
|----|------|---------------------|-----------|---------------|------|---------------|----------------|
| 1 | 105 | HERMAN Elvira | BLR | 9 JAN 1997 | 3 | 0.187 | 13.22 Q |
| 2 | 80 | BENDRAT Stephanie | AUT | 5 MAR 1991 | 5 | 0.143 | 13.50 Q |
| 3 | 517 | LAVIN Sarah Kate | IRL | 28 MAY 1994 | 2 | 0.148 | 13.54 Q |
| 4 | 1161 | HSIEH Hsi-En | TPE | 29 SEP 1994 | 4 | 0.171 | 13.77 Q |
| 5 | 179 | EDWARDS Karelle | CAN | 30 MAR 1990 | 7 | 0.217 | 13.86 q |
| 6 | 238 | ZIKETH Karel Elodie | CIV | 23 SEP 1991 | 6 | 0.186 | 14.40 |
| 7 | 628 | ZKRIYENOVA Oryngul | KAZ | 17 DEC 1998 | 8 | 0.249 | 14.48 |

Qualification: First 4 in each heat (Q) and the next 4 fastest (q) advance to the Semifinal


| | | | | |
|----------------|-------------------|---|--------------------|---------|
| Legend: | | | | |
| q | Qualified by time | Q | Qualified by place | Rk Rank |

H2/L3/R1 = 13.494 -- H5/L5/R2 = 13.491
ATW011900_C73B ENG 1.1

Report created by **Atos**

FRI 25 AUG 2017 10:08

Page 2/2





RESULTS

成績

CORRECTED
24 AUG 19:59

| | | | | | |
|---------------------------|--------------|--------------------------|-----|-------------------------|-------------|
| WORLD RECORD | 52.34 | PECHONKINA Yuliya | RUS | Tula (RUS) | 8 AUG 2003 |
| UNIVERSIADE RECORD | 53.95 | PERNIA Daymi | CUB | Palma de Mallorca (ESP) | 10 JUL 1999 |

HEAT 1 Start Time: 18:00

| Rk | Bib | Name | NUSF Code | Date of Birth | Lane | Reaction Time | Result |
|----|------|----------------------------------|-----------|---------------|------|---------------|-------------|
| 1 | 903 | GAWORSKA Aleksandra | POL | 7 NOV 1995 | 8 | | 57.53 Q |
| 2 | 415 | TURNER Jessica Ann | GBR | 8 AUG 1995 | 5 | | 57.73 q |
| 3 | 365 | BERGHEM Jonna Susanne | FIN | 25 FEB 1993 | 6 | | 58.74 q |
| 4 | 823 | NORUM Emily Rose | NOR | 1 MAR 1996 | 3 | | 1:00.74 |
| 5 | 1170 | LIN Yu-Chieh | TPE | 8 SEP 1998 | 7 | | 1:01.63 |
| | 508 | RAMAMURTHI VENUGOPA Vishwa Priya | IND | 28 OCT 1995 | 4 | | DQ R 168.7a |

HEAT 2 Start Time: 18:06

| Rk | Bib | Name | NUSF Code | Date of Birth | Lane | Reaction Time | Result |
|----|------|-----------------------------------|-----------|---------------|------|---------------|------------|
| 1 | 912 | LINKIEWICZ Joanna Malgorza | POL | 2 MAY 1990 | 6 | 0.218 | 57.74 Q |
| 2 | 258 | ROJAS GUTIERREZ Daniela | CRC | 26 NOV 1997 | 7 | 0.253 | 58.40 q PB |
| 3 | 176 | BALKWILL Kelsey Ellen | CAN | 19 SEP 1992 | 3 | 0.253 | 58.75 |
| 4 | 1198 | GOREN Elif | TUR | 14 FEB 1990 | 8 | 0.237 | 59.11 |
| 5 | 1091 | LEDECKA Daniela | SVK | 4 NOV 1996 | 5 | | 59.69 |
| 6 | 1046 | GODAGEDARA VIDANALAGE Harshani W. | SRI | 21 AUG 1995 | 4 | 0.205 | 1:10.68 |

HEAT 3 Start Time: 18:12

| Rk | Bib | Name | NUSF Code | Date of Birth | Lane | Reaction Time | Result |
|----|------|---------------------------|-----------|---------------|------|---------------|---------|
| 1 | 547 | FOLORUNSO Ayomide Temilad | ITA | 17 OCT 1996 | 6 | 0.308 | 58.07 Q |
| 2 | 1274 | BOOKMAN Deonca Dicole | USA | 29 OCT 1995 | 4 | 0.283 | 59.84 |
| 3 | 819 | AAKRE Marlen Elisabet | NOR | 17 SEP 1993 | 8 | 0.226 | 1:00.44 |
| 4 | 639 | NGURE Gladys Muthoni | KEN | 19 JUN 1995 | 3 | 0.355 | 1:04.87 |
| 5 | 314 | NISSEN Annemarie | DEN | 8 JUL 1994 | 5 | | 1:05.39 |
| | 18 | HADDAR Dihia | ALG | 29 APR 1995 | 7 | | DNF |

HEAT 4 Start Time: 18:18

| Rk | Bib | Name | NUSF Code | Date of Birth | Lane | Reaction Time | Result |
|----|------|-------------------------|-----------|---------------|------|---------------|----------|
| 1 | 1245 | KOLESNYCHENKO Olena | UKR | 3 JUN 1993 | 7 | 0.195 | 57.14 Q |
| 2 | 95 | VAN PUYVELDE Margo | BEL | 21 DEC 1995 | 8 | 0.229 | 57.81 q |
| 3 | 938 | BELGYAN Sanda | ROU | 17 DEC 1992 | 3 | 0.245 | 59.50 SB |
| 4 | 929 | CRESPO OLIVEIRA Andreia | POR | 16 OCT 1993 | 5 | 0.210 | 59.67 |
| 5 | 461 | TOKA Elpida | GRE | 25 JUN 1993 | 4 | 0.198 | 59.84 |
| 6 | 687 | DAKTERE Diana | LAT | 17 JUL 1994 | 6 | 0.226 | 1:01.97 |

Qualification: First 1 in each heat (Q) and the next 4 fastest (q) advance to the Final

Weather conditions at the beginning of the 1st heat

Temperature: 28°C Humidity: 84% Conditions: Partly cloudy

Note:
IAAF Rule 168.7a - Trailing leg

Legend:
DNF Did not Finish DQ Disqualified PB Personal Best Q Qualified by place
q Qualified by time R IAAF rule Rk Rank SB Season Best



RESULTS

成績

| | | | |
|-------------------------------------|--------------------------|-------------------|-------------|
| WORLD DECATHLON RECORD | 9045 EATON Ashton | USA Beijing (CHN) | 29 AUG 2015 |
| UNIVERSIADE DECATHLON RECORD | 8380 SEBRLE Roman | CZE Catania (ITA) | 28 AUG 1997 |

HEAT 1 Start Time: 9:30

Wind: -0.4 m/s

| Rk | Bib | Name | NUSF Code | Date of Birth | Lane | Reaction Time | Result | Points |
|----|-----|----------------------------|-----------|---------------|------|---------------|----------|--------|
| 1 | 41 | CRANSTON Kyle Stuart | AUS | 3 SEP 1992 | 6 | 0.154 | 11.13 SB | 832 |
| 2 | 824 | BOOTH Aaron James | NZL | 12 SEP 1996 | 7 | 0.150 | 11.19 | 819 |
| 3 | 760 | RUIZ LOPEZ Felipe De Jesus | MEX | 20 FEB 1995 | 5 | 0.179 | 11.41 | 771 |
| 4 | 300 | NIELSEN Christian Lind | DEN | 5 AUG 1991 | 3 | 0.171 | 11.45 | 763 |
| 5 | 681 | KREGERS Reinis | LAT | 22 JAN 1992 | 8 | 0.191 | 11.45 | 763 |
| 6 | 815 | HOLMBERG Henrik Johan Fj | NOR | 23 SEP 1989 | 4 | 0.172 | 11.66 | 719 |

HEAT 2 Start Time: 9:36

Wind: -0.6 m/s

| Rk | Bib | Name | NUSF Code | Date of Birth | Lane | Reaction Time | Result | Points |
|----|------|---------------------------|-----------|---------------|------|---------------|----------|--------|
| 1 | 174 | TURNER James | CAN | 4 AUG 1993 | 8 | 0.173 | 11.01 | 858 |
| 2 | 1143 | WANG Cheng-Yuan | TPE | 9 OCT 1996 | 3 | 0.181 | 11.06 SB | 847 |
| 3 | 102 | ANDRALOITS Maksim | BLR | 17 JUN 1997 | 6 | 0.177 | 11.14 | 830 |
| 4 | 357 | HASSI Juuso Antero | FIN | 4 APR 1993 | 7 | 0.203 | 11.17 | 823 |
| 5 | 419 | BOLLINGER Marvin Lloyd Ka | GER | 7 OCT 1996 | 5 | 0.195 | 11.37 | 780 |
| 6 | 385 | MAUGEIN Maxime | FRA | 27 SEP 1992 | 4 | 0.185 YC | 11.43 | 767 |

HEAT 3 Start Time: 9:42

Wind: -1.2 m/s

| Rk | Bib | Name | NUSF Code | Date of Birth | Lane | Reaction Time | Result | Points |
|----|-----|------------------------------|-----------|---------------|------|---------------|--------|--------|
| 1 | 399 | LANE John Ernest | GBR | 29 JAN 1989 | 8 | 0.156 | 11.13 | 832 |
| 2 | 926 | REMEDIOS Samuel | POR | 24 FEB 1992 | 4 | 0.159 | 11.14 | 830 |
| 3 | 382 | LELIEVRE Jeremy | FRA | 8 FEB 1991 | 3 | 0.167 | 11.19 | 819 |
| 4 | 964 | PRETORIUS Fredriech | RSA | 4 AUG 1995 | 7 | 0.151 | 11.22 | 812 |
| 5 | 274 | LUKAS Marek | CZE | 16 JUL 1991 | 5 | 0.133 | 11.37 | 780 |
| 6 | 123 | DE CARVALHO SANTOS Jefferson | BRA | 30 AUG 1995 | 6 | 0.153 | 11.47 | 759 |

Weather conditions at the beginning of the 1st heat

Temperature: 37°C Humidity: 75% Conditions: Partly cloudy

| | | | | | | |
|----------------|----|------|----|-------------|----|-------------|
| Legend: | Rk | Rank | SB | Season Best | YC | Yellow Card |
|----------------|----|------|----|-------------|----|-------------|



RESULTS

成績

| | | | |
|-------------------------------------|--------------------------|-------------------|-------------|
| WORLD DECATHLON RECORD | 9045 EATON Ashton | USA Beijing (CHN) | 29 AUG 2015 |
| UNIVERSIADE DECATHLON RECORD | 8380 SEBRLE Roman | CZE Catania (ITA) | 28 AUG 1997 |

HEAT 1 Start Time: 21:45

| Rk | Bib | Name | NUSF Code | Date of Birth | Lane | Reaction Time | Result | Points |
|----|------|---------------------------|-----------|---------------|------|---------------|----------|--------|
| 1 | 824 | BOOTH Aaron James | NZL | 12 SEP 1996 | 3 | 0.164 | 49.75 SB | 826 |
| 2 | 1143 | WANG Cheng-Yuan | TPE | 9 OCT 1996 | 8 | 0.167 | 50.02 SB | 814 |
| 3 | 815 | HOLMBERG Henrik Johan Fj | NOR | 23 SEP 1989 | 4 | 0.141 | 51.13 SB | 763 |
| 4 | 681 | KREGERS Reinis | LAT | 22 JAN 1992 | 5 | 0.191 | 51.61 SB | 742 |
| | 419 | BOLLINGER Marvin Lloyd Ka | GER | 7 OCT 1996 | 6 | | DNS | |
| | 926 | REMEDIOS Samuel | POR | 24 FEB 1992 | 7 | | DNS | |

HEAT 2 Start Time: 21:57

| Rk | Bib | Name | NUSF Code | Date of Birth | Lane | Reaction Time | Result | Points |
|----|-----|------------------------------|-----------|---------------|------|---------------|----------|--------|
| 1 | 41 | CRANSTON Kyle Stuart | AUS | 3 SEP 1992 | 8 | 0.179 | 48.99 SB | 862 |
| 2 | 274 | LUKAS Marek | CZE | 16 JUL 1991 | 5 | 0.176 | 50.64 | 785 |
| 3 | 300 | NIELSEN Christian Lind | DEN | 5 AUG 1991 | 4 | 0.215 | 50.86 | 775 |
| 4 | 964 | PRETORIUS Fredriech | RSA | 4 AUG 1995 | 7 | 0.168 | 51.70 | 738 |
| 5 | 760 | RUIZ LOPEZ Felipe De Jesus | MEX | 20 FEB 1995 | 3 | 0.181 | 51.93 | 728 |
| | 123 | DE CARVALHO SANTOS Jefferson | BRA | 30 AUG 1995 | 6 | 0.190 | DNF | 0 |

HEAT 3 Start Time: 22:09

| Rk | Bib | Name | NUSF Code | Date of Birth | Lane | Reaction Time | Result | Points |
|----|-----|--------------------|-----------|---------------|------|---------------|--------|--------|
| 1 | 174 | TURNER James | CAN | 4 AUG 1993 | 7 | 0.173 | 49.13 | 855 |
| 2 | 382 | LELIEVRE Jeremy | FRA | 8 FEB 1991 | 5 | 0.186 | 49.31 | 847 |
| 3 | 102 | ANDRALOITS Maksim | BLR | 17 JUN 1997 | 8 | 0.180 | 49.38 | 843 |
| 4 | 385 | MAUGEIN Maxime | FRA | 27 SEP 1992 | 6 | 0.173 YC | 50.32 | 800 |
| 5 | 357 | HASSI Juuso Antero | FIN | 4 APR 1993 | 4 | 0.192 | 50.80 | 778 |
| 6 | 399 | LANE John Ernest | GBR | 29 JAN 1989 | 3 | 0.151 | 51.17 | 761 |

Weather conditions at the beginning of the 1st heat

Temperature: 28°C Humidity: 84% Conditions: Partly cloudy

| | | | | | | | |
|----------------|----------------|------------|---------------|-----------|------|-----------|-------------|
| Legend: | Did not Finish | DNS | Did not Start | Rk | Rank | SB | Season Best |
| | Yellow Card | | | | | | |



RESULTS

成績

| | | | |
|-------------------------------------|--------------------------|-------------------|-------------|
| WORLD DECATHLON RECORD | 9045 EATON Ashton | USA Beijing (CHN) | 29 AUG 2015 |
| UNIVERSIADE DECATHLON RECORD | 8380 SEBRLE Roman | CZE Catania (ITA) | 28 AUG 1997 |

HEAT 1 Start Time: 9:00

Wind: -1.6 m/s

| Rk | Bib | Name | NUSF Code | Date of Birth | Lane | Reaction Time | Result | Points |
|----|-----|----------------------------|-----------|---------------|------|---------------|--------|--------|
| 1 | 815 | HOLMBERG Henrik Johan Fj | NOR | 23 SEP 1989 | 3 | 0.172 | 15.82 | 753 |
| 2 | 824 | BOOTH Aaron James | NZL | 12 SEP 1996 | 4 | 0.179 | 15.85 | 750 |
| 3 | 681 | KREGERS Reinis | LAT | 22 JAN 1992 | 6 | 0.221 | 16.62 | 665 |
| | 419 | BOLLINGER Marvin Lloyd Ka | GER | 7 OCT 1996 | 7 | | DNS | |
| | 760 | RUIZ LOPEZ Felipe De Jesus | MEX | 20 FEB 1995 | 5 | | DNS | |

HEAT 2 Start Time: 9:07

Wind: -0.2 m/s

| Rk | Bib | Name | NUSF Code | Date of Birth | Lane | Reaction Time | Result | Points |
|----|------|------------------------|-----------|---------------|------|---------------|-------------|--------|
| 1 | 1143 | WANG Cheng-Yuan | TPE | 9 OCT 1996 | 7 | 0.205 | 15.03 | 846 |
| 2 | 41 | CRANSTON Kyle Stuart | AUS | 3 SEP 1992 | 6 | 0.224 | 15.11 | 836 |
| 3 | 357 | HASSI Juuso Antero | FIN | 4 APR 1993 | 3 | 0.181 | 15.17 | 829 |
| 4 | 382 | LELIEVRE Jeremy | FRA | 8 FEB 1991 | 8 | 0.164 | 15.18 | 828 |
| 5 | 300 | NIELSEN Christian Lind | DEN | 5 AUG 1991 | 4 | 0.203 | 15.33 | 810 |
| | 174 | TURNER James | CAN | 4 AUG 1993 | 5 | 0.187 | DQ R 168.7b | 0 |

HEAT 3 Start Time: 9:14

Wind: +1.2 m/s

| Rk | Bib | Name | NUSF Code | Date of Birth | Lane | Reaction Time | Result | Points |
|----|-----|------------------------------|-----------|---------------|------|---------------|----------|--------|
| 1 | 385 | MAUGEIN Maxime | FRA | 27 SEP 1992 | 3 | 0.193 YC | 14.69 | 887 |
| 2 | 102 | ANDRALOITS Maksim | BLR | 17 JUN 1997 | 5 | 0.172 | F1 14.84 | 869 |
| 3 | 964 | PRETORIUS Fredriech | RSA | 4 AUG 1995 | 6 | 0.187 | 14.96 | 854 |
| 4 | 274 | LUKAS Marek | CZE | 16 JUL 1991 | 8 | 0.176 | 15.00 | 850 |
| 5 | 399 | LANE John Ernest | GBR | 29 JAN 1989 | 7 | 0.174 | 15.67 | 770 |
| | 123 | DE CARVALHO SANTOS Jefferson | BRA | 30 AUG 1995 | 4 | | DNS | |

Note:
IAAF Rule 168.7b - Deliberately knocking down a hurdle

Legend:
DNS Did not Start **DQ** Disqualified **Fn** False start **R** IAAF rule
Rk Rank **YC** Yellow Card



RESULTS

成績

| | | | |
|--------------------------------------|----------------------------------|--------------------|-------------|
| WORLD HEPTATHLON RECORD | 7291 JOYNER-KERSEE Jackie | USA Seoul (KOR) | 24 SEP 1988 |
| UNIVERSIADE HEPTATHLON RECORD | 6847 NIKITINA Larisa | URS Duisburg (GER) | 29 AUG 1989 |

HEAT 1 Start Time: 10:05

Wind: 0.0 m/s

| Rk | Bib | Name | NUSF Code | Date of Birth | Lane | Reaction Time | Result | Points |
|----|------|-------------------------|-----------|---------------|------|---------------|--------|--------|
| 1 | 663 | KIM Chaeyoung | KOR | 15 MAR 1991 | 3 | 0.171 | 15.62 | 762 |
| 2 | 491 | GUSTIAYU Tresna Puspita | INA | 1 AUG 1996 | 7 | 0.196 | 15.65 | 758 |
| 3 | 821 | BYE Martine | NOR | 20 JUN 1993 | 9 | 0.295 | 16.01 | 713 |
| 4 | 1019 | POTOCAR Tjasa | SLO | 13 SEP 1997 | 6 | 0.182 | 17.21 | 573 |
| 5 | 1015 | MLJAC Brina | SLO | 3 JAN 1993 | 4 | 0.193 | 17.29 | 564 |
| 6 | 852 | SIDDIQUE Ghazala | PAK | 12 APR 1994 | 5 | | 22.00 | 157 |
| | 2 | EISDEN Shardiela | AHO | 7 MAY 1997 | 8 | | DNS | |

HEAT 2 Start Time: 10:11

Wind: -1.4 m/s

| Rk | Bib | Name | NUSF Code | Date of Birth | Lane | Reaction Time | Result | Points |
|----|------|---------------------------|-----------|---------------|------|---------------|----------|--------|
| 1 | 1159 | CHU Chia-Ling | TPE | 11 JAN 1991 | 4 | 0.156 | 14.06 SB | 970 |
| 2 | 96 | VIDTS Noor | BEL | 30 MAY 1996 | 2 | 0.176 | 14.27 | 941 |
| 3 | 58 | BURNETT Alysha Jane | AUS | 4 JAN 1997 | 9 | 0.172 | 14.60 | 895 |
| 4 | 227 | PANG Yuting | CHN | 28 MAY 1995 | 8 | 0.173 | 14.71 | 880 |
| 5 | 134 | CHEFER SPINOLA Vanessa | BRA | 5 MAR 1990 | 3 | 0.200 | 15.20 | 815 |
| 6 | 181 | HUGGINS Dallyssa Jeline | CAN | 31 OCT 1998 | 7 | 0.253 | 15.54 | 772 |
| 7 | 342 | KAUNISSAAR Terje | EST | 10 AUG 1992 | 5 | 0.211 | 18.80 | 409 |
| 8 | 189 | OUDENAARDEN Nicole Corrie | CAN | 14 JAN 1994 | 6 | 0.258 | 20.41 | 269 |

HEAT 3 Start Time: 10:17

Wind: m/s

| Rk | Bib | Name | NUSF Code | Date of Birth | Lane | Reaction Time | Result | Points |
|----|------|---------------------------|-----------|---------------|------|---------------|--------|--------|
| | 28 | CHIAPPE Y MADSEN Fiorella | ARG | 1 JAN 1996 | 6 | | | 0 |
| | 83 | PREINER Verena | AUT | 1 FEB 1995 | 8 | | | 0 |
| | 1092 | MOKRASOVA Lucia | SVK | 27 MAR 1994 | 5 | | | 0 |
| | 1090 | LAJCAKOVA Stanislava | SVK | 20 APR 1996 | 7 | | DNS | |
| | 1171 | LIU Ya-Jyun | TPE | 20 SEP 1993 | 2 | | | 0 |
| | 368 | HEIKKINEN Jutta Karita | FIN | 27 OCT 1994 | 4 | | | 0 |
| | 594 | HEMPHILL Meg | JPN | 23 MAY 1996 | 3 | | DNS | |

Legend:

DNS Did not Start Rk Rank SB Season Best



TAIPEI STADIUM
臺北田徑場

TAIPEI 2017 MON 周一
29th SUMMER UNIVERSIADE 28 AUG 2017
18:50

ATHLETICS
田徑

MEN'S 4X100M RELAY
男子4X100公尺接力

FINAL



RESULTS

成績

| | | | |
|---------------------------|----------------------|----------------------------|-------------|
| WORLD RECORD | 36.84 JAMAICA | JAM London (GBR) | 11 AUG 2012 |
| UNIVERSIADE RECORD | 38.42 ITALIA | ITA Ciudad de Mexico (MEX) | 13 SEP 1979 |

| Rk | Bib | NUSF | Lane | Reaction Time | Result | |
|----|------|---------------------------------------|------|---------------|--------------|----|
| 1 | | JPN - JAPAN | 7 | 0.159 | 38.65 | SB |
| | 586 | TANAKA Yusuke | | | | |
| | 585 | TADA Shuhei | | | | |
| | 573 | KITAGAWA Sho | | | | |
| | 591 | YAMASHITA Jun | | | | |
| 2 | | USA - UNITED STATES of AMERICA | 6 | 0.157 | 38.69 | |
| | 1268 | LEWIS III John Lee | | | | |
| | 1263 | COLLINS Le Shon Jabre | | | | |
| | 1269 | MARTIN Jacarias Terrez | | | | |
| | 1261 | BURRELL Cameron Malik | | | | |
| 3 | | TPE - CHINESE TAIPEI | 4 | 0.143 | 39.06 | SB |
| | 1145 | WEI Yi-Ching | | | | |
| | 1148 | YANG Chun-Han | | | | |
| | 1133 | CHENG Po-Yu | | | | |
| | 1128 | CHEN Chia-Hsun | | | | |
| 4 | | MEX - MEXICO | 8 | 0.178 | 39.17 | SB |
| | 751 | GALLEGOS MORENO Heber | | | | |
| | 756 | MORENO LOPEZ Ivan Eduardo | | | | |
| | 759 | RAMIREZ RODRIGUE C | | | | |
| | 745 | ALANIS PRIETO Juan Carlos | | | | |
| 5 | | THA - THAILAND | 5 | 0.149 | 39.22 | SB |
| | 1105 | NAMSUWAN Kritsada | | | | |
| | 1101 | CHUANGCHAI Bandit | | | | |
| | 1104 | MEENAPRA Jirapong | | | | |
| | 1108 | SATHOENGRAM Jaran | | | | |
| 6 | | GHA - GHANA | 1 | 0.162 | 39.76 | SB |
| | 451 | ARYEE Desmond Ayikwei | | | | |
| | 455 | YEBOAH Emmanuel | | | | |
| | 454 | OPOKU Stephen Kwame | | | | |
| | 452 | KOFITSE Godfred | | | | |
| 7 | | FIN - FINLAND | 2 | 0.151 | 40.37 | |
| | 363 | RANTALA Eetu Werner | | | | |
| | 358 | MOEROE Santtu Oskari | | | | |
| | 364 | SAMUELSSON Samuli Kalevi | | | | |
| | 359 | MYLLYMAEKI Ville Veikko Va | | | | |
| | | SUI - SWITZERLAND | 3 | 0.157 | DNF | |
| | 1055 | CLIVAZ Florian Pascal | | | | |
| | 1058 | MANCINI Pascal | | | | |
| | 1064 | WICKI Silvan | | | | |
| | 1060 | MOUTHON Bastien | | | | |

Weather conditions

Temperature: 32°C

Humidity: 64%

Conditions: Sunny

| | | | | | |
|----------------|----------------|-----------|------|-----------|-------------|
| Legend: | Did not Finish | Rk | Rank | SB | Season Best |
|----------------|----------------|-----------|------|-----------|-------------|





RESULTS

成績

| | | | |
|---------------------------|----------------------|----------------------------|-------------|
| WORLD RECORD | 36.84 JAMAICA | JAM London (GBR) | 11 AUG 2012 |
| UNIVERSIADE RECORD | 38.42 ITALIA | ITA Ciudad de Mexico (MEX) | 13 SEP 1979 |

| Rk | Bib | NUSF | Lane | Reaction Time | Result | |
|----------|------|--------------------------------|------|---------------|--------------|-----------|
| 1 | | SUI - SWITZERLAND | 7 | 0.144 | 39.77 | Q |
| | 1055 | CLIVAZ Florian Pascal | | | | |
| | 1058 | MANCINI Pascal | | | | |
| | 1060 | MOUThON Bastien | | | | |
| | 1064 | WICKI Silvan | | | | |
| 2 | | AUS - AUSTRALIA | 6 | 0.142 | 40.33 | |
| | 36 | BATE Nicholas Mance | | | | |
| | 37 | BROWNING Rohan Jackson | | | | |
| | 43 | GREIG Simon James | | | | |
| | 38 | BURNS Taylor | | | | |
| 3 | | SVK - SLOVAKIA | 2 | 0.189 | 40.69 | |
| | 1076 | BUJNA Simon | | | | |
| | 1082 | TURCANI Roman | | | | |
| | 1078 | DANAC Denis | | | | |
| | 1085 | VOLKO Jan | | | | |
| 4 | | KOR - REPUBLIC of KOREA | 5 | 0.168 | 41.23 | |
| | 654 | KIM Gyeongtae | | | | |
| | 656 | KO Seunghwan | | | | |
| | 648 | HWANG Hyeonu | | | | |
| | 657 | LEE Jiwoo | | | | |
| | | POL - POLAND | 4 | 0.164 | DQ | R 163..3a |
| | 895 | ZIMNIEWICZ Grzegorz Piotr | | | | |
| | 889 | SLOWIKOWSKI Przemyslaw Stef | | | | |
| | 893 | ZACZEK Artur | | | | |
| | 880 | HAMPEL Eryk Pawel | | | | |
| | | SGP - SINGAPORE | 3 | 0.168 | DQ | R 163.3a |
| | 994 | TAN Zong Yang | | | | |
| | 995 | TUMADI Khairyil Amri B | | | | |
| | 996 | YAP Timothee Jin We | | | | |
| | 992 | KANG Li Loong Calvin | | | | |

Qualification: First 1 in each heat (Q) and the next 4 fastest (q) advance to the Final

Note:
IAAF Rule 163.3a - Lane infringement

Legend:
DQ Disqualified Q Qualified by place R IAAF rule Rk Rank



RESULTS

成績

| | | | |
|---------------------------|----------------------|----------------------------|-------------|
| WORLD RECORD | 36.84 JAMAICA | JAM London (GBR) | 11 AUG 2012 |
| UNIVERSIADE RECORD | 38.42 ITALIA | ITA Ciudad de Mexico (MEX) | 13 SEP 1979 |

| Rk | Bib | NUSF | Lane | Reaction Time | Result |
|----------|------|---------------------------------------|------|---------------|--------------------|
| 1 | | USA - UNITED STATES of AMERICA | 7 | 0.174 | 39.16 Q |
| | 1268 | LEWIS III John Lee | | | |
| | 1263 | COLLINS Le Shon Jabre | | | |
| | 1269 | MARTIN Jacarias Terrez | | | |
| | 1261 | BURRELL Cameron Malik | | | |
| 2 | | MEX - MEXICO | 8 | 0.153 | 39.31 q SB |
| | 751 | GALLEGOS MORENO Heber | | | |
| | 756 | MORENO LOPEZ Ivan Eduardo | | | |
| | 759 | RAMIREZ RODRIGUE C | | | |
| | 745 | ALANIS PRIETO Juan Carlos | | | |
| 3 | | TTO - TRINIDAD and TOBAGO | 5 | 0.157 | 40.13 |
| | 1176 | BALLANTYNE Micah Anrian | | | |
| | 1177 | MORAIN Moriba Joseph | | | |
| | 1175 | ALFRED Darren Quaw | | | |
| | 1178 | TELESFORD Dan Neil Javan | | | |
| 4 | | ARG - ARGENTINA | 4 | 0.164 | 40.83 |
| | 20 | CARACASSIS Jorge Oscar | | | |
| | 25 | RUGGERI Guillermo Manue | | | |
| | 23 | ROBLEDO Matias Exequiel | | | |
| | 24 | RODRIGUEZ BALDIVIEZ Jaime | | | |
| | | UGA - UGANDA | 6 | 0.187 | DQ R 163.3a |
| | 1208 | BINGI Daniel | | | |
| | 1206 | ADOME Pius | | | |
| | 1212 | OKETAYOT Francis | | | |
| | 1213 | OKOT Benson | | | |

Qualification: First 1 in each heat (Q) and the next 4 fastest (q) advance to the Final

Note:
IAAF Rule 163.3a - Lane infringement

Legend:
DQ Disqualified **Q** Qualified by place **q** Qualified by time **R** IAAF rule
Rk Rank **SB** Season Best



RESULTS

成績

| | | | |
|---------------------------|----------------------|----------------------------|-------------|
| WORLD RECORD | 36.84 JAMAICA | JAM London (GBR) | 11 AUG 2012 |
| UNIVERSIADE RECORD | 38.42 ITALIA | ITA Ciudad de Mexico (MEX) | 13 SEP 1979 |

| Rk | Bib | NUSF | Lane | Reaction Time | Result |
|----------|------|------------------------------|------|---------------|-----------------|
| 1 | | THA - THAILAND | 6 | 0.149 | 39.43 Q |
| | 1105 | NAMSUWAN Kritsada | | | |
| | 1101 | CHUANGCHAI Bandit | | | |
| | 1104 | MEENAPRA Jirapong | | | |
| | 1108 | SATHOENGRAM Jaran | | | |
| 2 | | BRA - BRAZIL | 5 | 0.154 | 39.80 |
| | 130 | NASCIMENTO PARAIZO Jonatha | | | |
| | 127 | GOMES DA SILVA JUNI Aldemir | | | |
| | 125 | DOS SANTOS Aliffer Junior | | | |
| | 131 | OLIVEIRA CONSTANTINO Gabriel | | | |
| 3 | | CAN - CANADA | 7 | 0.170 | 40.01 SB |
| | 166 | MOSELEY Ingvar Mackenzi | | | |
| | 163 | MAKINDE Oluwasegun Vict | | | |
| | 162 | MAC NEILL Gregory Scott W | | | |
| | 161 | LINDE James Kenneth | | | |
| 4 | | SRI - SRI LANKA | 4 | 0.177 | 41.96 SB |
| | 1040 | KULARATHNA Godayalage Ruwa | | | |
| | 1042 | NILAWEERA Akhila Imantha | | | |
| | 1033 | AGALAKADA ARACHC S | | | |
| | 1039 | KOTTAHACHCHI Kavindu Araliya | | | |

Qualification: First 1 in each heat (Q) and the next 4 fastest (q) advance to the Final

| | | | | | |
|----------------|--------------------|----|------|----|-------------|
| Legend: | | | | | |
| Q | Qualified by place | Rk | Rank | SB | Season Best |



RESULTS

成績

| | | | |
|---------------------------|----------------------|----------------------------|-------------|
| WORLD RECORD | 36.84 JAMAICA | JAM London (GBR) | 11 AUG 2012 |
| UNIVERSIADE RECORD | 38.42 ITALIA | ITA Ciudad de Mexico (MEX) | 13 SEP 1979 |

| Rk | Bib | NUSF | Lane | Reaction Time | Result | |
|----|------|-----------------------------|------|---------------|--------------|---------|
| 1 | | TPE - CHINESE TAIPEI | 4 | 0.146 | 39.23 | Q SB |
| | 1145 | WEI Yi-Ching | | | | |
| | 1148 | YANG Chun-Han | | | | |
| | 1133 | CHENG Po-Yu | | | | |
| | 1128 | CHEN Chia-Hsun | | | | |
| 2 | | JPN - JAPAN | 8 | 0.162 | 39.26 | q |
| | 586 | TANAKA Yusuke | | | | |
| | 585 | TADA Shuhei | | | | |
| | 573 | KITAGAWA Sho | | | | |
| | 591 | YAMASHITA Jun | | | | |
| 3 | | FIN - FINLAND | 6 | 0.159 | 39.67 | q |
| | 363 | RANTALA Eetu Werner | | | | |
| | 358 | MOEROE Santtu Oskari | | | | |
| | 364 | SAMUELSSON Samuli Kalevi | | | | |
| | 359 | MYLLYMAEKI Ville Veikko Va | | | | |
| 4 | | GHA - GHANA | 7 | 0.187 | 39.77 | q SB |
| | 452 | KOFITSE Godfred | | | | |
| | 455 | YEBOAH Emmanuel | | | | |
| | 454 | OPOKU Stephen Kwame | | | | |
| | 451 | ARYEE Desmond Ayikwei | | | | |
| | | KSA - SAUDI ARABIA | 5 | 0.230 | DQ | R 170.7 |
| | 667 | ALMOSELEM Saleh Hussain H | | | | |
| | 672 | ALQURAYA Abdulsalam Sale | | | | |
| | 674 | ALSHUQAYFI Abdullah Mohamm | | | | |
| | 671 | ALONAYZAN Hassan Abdullah | | | | |

Qualification: First 1 in each heat (Q) and the next 4 fastest (q) advance to the Final

Note:
IAAF Rule 170.7 - Passing the baton outside the takeover zone (early / late takeover)

Legend:
DQ Disqualified **Q** Qualified by place **q** Qualified by time **R** IAAF rule
Rk Rank **SB** Season Best



RESULTS

成績

| | | | |
|---------------------------|------------------------------|---------------------|-------------|
| WORLD RECORD | 2:54.29 UNITED STATES | USA Stuttgart (GER) | 22 AUG 1993 |
| UNIVERSIADE RECORD | 3:00.40 UNITED STATES | USA Fukuoka (JPN) | 3 SEP 1995 |

| Rk | Bib | NUSF | Lane | Reaction Time | Result | | | |
|----|---------------------------------------|-------------------------------|------|---------------|--------|----------------|-----------------------|-----------------------|
| 1 | DOM - DOMINICAN REPUBLIC | | 5 | 0.158 | | 3:04.34 | | |
| | 320 | SANTOS AQUINO Juander | | | | | 45.7 (1) | |
| | 319 | CHARLES Luis Enrique | | | | | 45.8 (1) 1:31.50 () | |
| | 1303 | CHARLES MEN Andito | | | | | 46.90 (2) 2:18.40 (1) | |
| | 321 | SANTOS AQUINO Luguelin Miguel | | | | | 45.94 (2) | |
| 2 | USA - UNITED STATES of AMERICA | | 3 | 0.159 | | 3:06.68 | | |
| | 1267 | LATTIN Amere Davion | | | | | 47.1 (4) | |
| | 1260 | BROWN Curtis De'sean | | | | | 47.8 (7) 1:34.90 () | |
| | 1299 | CLARKE Jordan Shaquill | | | | | 46.32 (1) 2:21.22 (2) | |
| | 1270 | MONTGOMERY Kahmari Rodney | | | | | 45.46 (1) | |
| 3 | CZE - CZECH REPUBLIC | | 8 | 0.203 | | 3:08.14 | | |
| | 279 | TESAR Jan | | | | | 46.9 (3) | |
| | 271 | HODBOD Lukas | | | | | 47.6 (6) 1:34.50 () | |
| | 277 | SNEJDR Filip | | | | | 47.25 (3) 2:21.75 (4) | |
| | 275 | MUELLER Vit | | | | | 46.39 (5) | |
| 4 | AUS - AUSTRALIA | | 1 | 0.188 | | 3:09.21 | SB | |
| | 49 | MOWEN Daniel Thomas P | | | | | | 47.4 (6) |
| | 38 | BURNS Taylor | | | | | | 46.7 (2) 1:34.10 () |
| | 53 | ROUBIN Harrison John | | | | | | 47.43 (5) 2:21.53 (3) |
| | 52 | ROBINSON Tristan Marc | | | | | | 47.68 (7) |
| 5 | SUI - SWITZERLAND | | 6 | 0.182 | | 3:09.94 | | |
| | 1054 | BRAND Dany Andreas | | | | | 47.1 (4) | |
| | 1057 | LUTZ Silvan | | | | | 47.5 (5) 1:34.60 () | |
| | 1059 | MFOMKPA Alain Herve | | | | | 47.39 (4) 2:21.99 (5) | |
| | 1053 | ANGELELLA Daniele Ademore | | | | | 47.95 (8) | |
| 6 | CAN - CANADA | | 2 | 0.169 | | 3:11.09 | | |
| | 151 | AYESU ATTAH Benjamin Kweku | | | | | 46.4 (2) | |
| | 152 | BELLEMORE Corey James Hen | | | | | 49.7 (8) 1:36.10 () | |
| | 162 | MAC NEILL Gregory Scott W | | | | | 49.01 (8) 2:25.11 (7) | |
| | 157 | GEORGE Nathaniel Keena | | | | | 45.98 (3) | |
| 7 | IND - INDIA | | 7 | 0.193 | | 3:13.23 | | |
| | 495 | MOHAN Gokulakannan | | | | | 50.2 (8) | |
| | 497 | Ravinder | | | | | 47.4 (4) 1:37.60 () | |
| | 494 | MALIK Pankaj | | | | | 48.41 (7) 2:26.01 (8) | |
| | 492 | JACOB Amoj | | | | | 47.22 (6) | |
| | TPE - CHINESE TAIPEI | | 4 | 0.172 | | DQ | R 170.19 | |
| | 1144 | WANG Wei-Hsu | | | | | | 48.0 (7) |
| | 1152 | YU Chen-Yi | | | | | | 46.7 (2) 1:34.70 () |
| | 1149 | YANG Lung-Hsiang | | | | | | 47.86 (6) 2:22.56 (6) |
| | 1129 | CHEN Chieh | | | | | | 46.00 (4) |

Weather conditions

Temperature: 29°C Humidity: 74% Conditions: Partly cloudy

Note:
IAAF Rule 170.19 - Starting outside the takeover zone (Medley, 4 x 400m, 4 x 800m, 4 x 1500m)

Legend:
DQ Disqualified R IAAF rule Rk Rank SB Season Best



RESULTS

成績

| | | | |
|---------------------------|------------------------------|---------------------|-------------|
| WORLD RECORD | 2:54.29 UNITED STATES | USA Stuttgart (GER) | 22 AUG 1993 |
| UNIVERSIADE RECORD | 3:00.40 UNITED STATES | USA Fukuoka (JPN) | 3 SEP 1995 |

| Rk | Bib | NUSF | Lane | Reaction Time | | | Result | | | |
|----|---------------------------------------|-------------------------------|------|---------------|-----------|-------------|----------------|-----------------|--|--|
| 1 | DOM - DOMINICAN REPUBLIC | | 2 | 0.186 | | | 3:07.98 | Q | | |
| | 319 | CHARLES Luis Enrique | | | 46.5 (1) | | | | | |
| | 1303 | CHARLES MEN Andito | | | 47.1 (2) | 1:33.60 () | | | | |
| | 1304 | DIÁZ OROZCO Kendris Eliezer | | | 47.86 (4) | 2:21.46 () | | | | |
| | 321 | SANTOS AQUINO Luguelin Miguel | | | 46.52 (4) | | | | | |
| 2 | USA - UNITED STATES of AMERICA | | 8 | 0.160 | | | 3:08.28 | Q | | |
| | 1267 | LATTIN Amere Davion | | | 47.8 (3) | | | | | |
| | 1260 | BROWN Curtis De'sean | | | 48.5 (4) | 1:36.30 () | | | | |
| | 1299 | CLARKE Jordan Shaquill | | | 46.42 (1) | 2:22.72 () | | | | |
| | 1270 | MONTGOMERY Kahmari Rodney | | | 45.56 (2) | | | | | |
| 3 | CAN - CANADA | | 6 | 0.180 | | | 3:08.86 | q | | |
| | 151 | AYESU ATTAH Benjamin Kweku | | | 47.6 (2) | | | | | |
| | 152 | BELLEMORE Corey James Hen | | | 49.2 (5) | 1:36.80 () | | | | |
| | 162 | MAC NEILL Gregory Scott W | | | 46.80 (2) | 2:23.60 () | | | | |
| | 157 | GEORGE Nathaniel Keena | | | 45.26 (1) | | | | | |
| 4 | KAZ - KAZAKHSTAN | | 5 | 0.199 | | | 3:09.97 | | | |
| | 617 | SOKOLOV Andrey | | | 48.8 (4) | | | | | |
| | 610 | KOBLOV Dmitriy | | | 46.8 (1) | 1:35.60 () | | | | |
| | 611 | KONDRATYEV Igor | | | 47.92 (5) | 2:23.52 () | | | | |
| | 614 | LITVIN Mikhail | | | 46.45 (3) | | | | | |
| 5 | KSA - SAUDI ARABIA | | 7 | 0.192 | | | 3:22.33 | SB | | |
| | 1300 | MAHNASHI Mohammed | | | 49.4 (6) | | | | | |
| | 676 | MASRAHI Mazen Ahmed M | | | 50.5 (6) | 1:39.90 () | | | | |
| | 673 | ALSHALATI Mohammed Taleb | | | 51.48 (6) | 2:31.38 () | | | | |
| | 675 | BALI Musaad Ahmed H | | | 50.95 (5) | | | | | |
| | POL - POLAND | | 3 | 0.192 | | | DNF | | | |
| | 1306 | KOWALUK Dariusz | | | | | | | | |
| | 1308 | PIETRZAK Michal Waldemar | | | | | | | | |
| | 1305 | JAROS Andrzej Dominik | | | | | | | | |
| | 887 | OMELKO Rafal Konrad | | | | | | | | |
| | MAS - MALAYSIA | | 4 | 0.176 | | | DQ | R 163.3a | | |
| | 736 | KWONG Kar Jun | | | 48.9 (5) | | | | | |
| | 734 | ARON Anchois | | | 48.3 (3) | 1:37.20 () | | | | |
| | 740 | SUBRAMANIAM Kannathasan | | | 47.55 (3) | 2:24.75 () | | | | |
| | 737 | MAZALAN Muhamad Firdaus | | | | | | | | |

Qualification: First 2 in each heat (Q) and the next 2 fastest (q) advance to the Final

Weather conditions

Temperature: 27°C Humidity: 89% Conditions: Cloudy

Note:
IAAF Rule 163.3a - Lane infringement

Legend:
DNF Did not Finish **DQ** Disqualified **Q** Qualified by place **q** Qualified by time
R IAAF rule **Rk** Rank **SB** Season Best



RESULTS

成績

| | | | |
|---------------------------|------------------------------|---------------------|-------------|
| WORLD RECORD | 2:54.29 UNITED STATES | USA Stuttgart (GER) | 22 AUG 1993 |
| UNIVERSIADE RECORD | 3:00.40 UNITED STATES | USA Fukuoka (JPN) | 3 SEP 1995 |

| Rk | Bib | NUSF | Lane | Reaction Time | | | Result | |
|----------|------|-------------------------------|------|---------------|-------------|--|----------------|-------------|
| 1 | | TPE - CHINESE TAIPEI | 7 | 0.174 | | | 3:07.35 | Q |
| | 1144 | WANG Wei-Hsu | | 48.1 (5) | | | | |
| | 1149 | YANG Lung-Hsiang | | 46.6 (1) | 1:34.80 () | | | |
| | 1152 | YU Chen-Yi | | 46.18 (1) | 2:20.98 () | | | |
| | 1129 | CHEN Chieh | | 46.37 (1) | | | | |
| 2 | | CZE - CZECH REPUBLIC | 6 | 0.203 | | | 3:08.88 | Q |
| | 279 | TESAR Jan | | 46.7 (1) | | | | |
| | 271 | HODBOD Lukas | | 46.8 (2) | 1:33.50 () | | | |
| | 272 | JURANEK Martin | | 48.86 (5) | 2:22.36 () | | | |
| | 275 | MUELLER Vit | | 46.52 (3) | | | | |
| 3 | | AUS - AUSTRALIA | 8 | 0.220 | | | 3:09.66 | q SB |
| | 49 | MOWEN Daniel Thomas P | | 47.4 (2) | | | | |
| | 38 | BURNS Taylor | | 46.8 (2) | 1:34.20 () | | | |
| | 53 | ROUBIN Harrison John | | 47.32 (2) | 2:21.52 () | | | |
| | 52 | ROBINSON Tristan Marc | | 48.14 (5) | | | | |
| 4 | | ALG - ALGERIA | 2 | 0.156 | | | 3:09.84 | |
| | 6 | ATHMANI Skander Djamil | | 47.8 (3) | | | | |
| | 9 | BOUKMOUCHE Saber | | 47.7 (6) | 1:35.50 () | | | |
| | 5 | ABDENOUZ Ramzi | | 47.95 (3) | 2:23.45 () | | | |
| | 7 | BEKAR Mohamed Islem | | 46.39 (2) | | | | |
| 5 | | THA - THAILAND | 5 | 0.196 | | | 3:10.98 | |
| | 1100 | CHAMSRI Apisit | | 48.1 (4) | | | | |
| | 1102 | KHANOM Nattapong | | 47.3 (4) | 1:35.40 () | | | |
| | 1107 | PLEENARAM Jirayu | | 48.26 (4) | 2:23.66 () | | | |
| | 1103 | KONGKRAPHAN Nattapong | | 47.32 (4) | | | | |
| 6 | | BRA - BRAZIL | 3 | 0.174 | | | 3:15.27 | |
| | 125 | DOS SANTOS Aliffer Junior | | 49.9 (6) | | | | |
| | 120 | CEZARIO ABRAO Cleiton | | 47.3 (4) | 1:37.20 () | | | |
| | 128 | LANGOWSKI TEREZAN Artur | | 49.43 (6) | 2:26.63 () | | | |
| | 121 | DA PALMA JUNIOR Pedro Roberto | | 48.64 (6) | | | | |
| | | RSA - SOUTH AFRICA | 4 | | | | DNS | |
| | 951 | HAMMAN Leroux | | | | | | |
| | 965 | PRETORIUS Johanneslodewic | | | | | | |
| | 956 | MAARTENS Joachim Hendrik | | | | | | |
| | 963 | NENE Zakithi Busani | | | | | | |

Qualification: First 2 in each heat (Q) and the next 2 fastest (q) advance to the Final

Weather conditions

Temperature: 27°C Humidity: 89% Conditions: Cloudy

| | | | | | | | |
|----------------|---------------|----------|--------------------|----------|-------------------|-----------|------|
| Legend: | | | | | | | |
| DNS | Did not Start | Q | Qualified by place | q | Qualified by time | Rk | Rank |
| SB | Season Best | | | | | | |



RESULTS

成績

| | | | |
|---------------------------|------------------------------|---------------------|-------------|
| WORLD RECORD | 2:54.29 UNITED STATES | USA Stuttgart (GER) | 22 AUG 1993 |
| UNIVERSIADE RECORD | 3:00.40 UNITED STATES | USA Fukuoka (JPN) | 3 SEP 1995 |

| Rk | Bib | NUSF | Lane | Reaction Time | | | Result | | | |
|----|---------------------------------|-----------------------------|------|---------------|-------|-----------|-------------|---------------------|----------|--|
| 1 | SUI - SWITZERLAND | | | 2 | 0.166 | | | 3:09.23 Q | | |
| | 1054 | BRAND Dany Andreas | | | | 47.4 (1) | | | | |
| | 1057 | LUTZ Silvan | | | | 47.4 (3) | 1:34.80 () | | | |
| | 1059 | MFOMKPA Alain Herve | | | | 47.35 (2) | 2:22.15 () | | | |
| | 1053 | ANGELELLA Daniele Ademore | | | | 47.08 (2) | | | | |
| 2 | IND - INDIA | | | 3 | 0.191 | | | 3:10.68 Q SB | | |
| | 495 | MOHAN Gokulakannan | | | | 50.3 (6) | | | | |
| | 497 | Ravinder | | | | 46.3 (1) | 1:36.60 () | | | |
| | 494 | MALIK Pankaj | | | | 47.62 (4) | 2:24.22 () | | | |
| | 492 | JACOB Amoj | | | | 46.46 (1) | | | | |
| 3 | CHN - PEOPLE'S REPUBLIC. | | | 5 | 0.244 | | | 3:11.64 | | |
| | 219 | YANG Zeping | | | | 47.9 (2) | | | | |
| | 222 | ZHOU Guangcai | | | | 47.3 (2) | 1:35.20 () | | | |
| | 212 | LI Runyu | | | | 47.53 (3) | 2:22.73 () | | | |
| | 211 | LI Junlin | | | | 48.91 (4) | | | | |
| 4 | KOR - REPUBLIC of KOREA | | | 6 | 0.188 | | | 3:13.98 SB | | |
| | 659 | LIM Hyoungbin | | | | 49.1 (4) | | | | |
| | 648 | HWANG HyeonU | | | | 47.8 (4) | 1:36.90 () | | | |
| | 656 | KO Seunghwan | | | | 47.11 (1) | 2:24.01 () | | | |
| | 657 | LEE Jiwoo | | | | 49.97 (5) | | | | |
| 5 | SRI - SRI LANKA | | | 8 | 0.272 | | | 3:14.59 | | |
| | 1035 | DISANAYAKA MUDIY C | | | | 49.3 (5) | | | | |
| | 1037 | GAMMAHELAGE Vishvajith Uday | | | | 49.1 (5) | 1:38.40 () | | | |
| | 1043 | OLIDURAGE Ishan Lahiru Ar | | | | 48.10 (5) | 2:26.50 () | | | |
| | 1045 | WIJESUNDARA MUDI S | | | | 48.09 (3) | | | | |
| 6 | ZAM - ZAMBIA | | | 4 | 0.193 | | | 3:22.48 | | |
| | 1290 | SHIMUKOWA Charles | | | | 47.9 (2) | | | | |
| | 1291 | SILWIMBA Edgar | | | | 49.5 (6) | 1:37.40 () | | | |
| | 1288 | CHABALA Obrey | | | | 49.57 (6) | 2:26.97 () | | | |
| | 1292 | SIYOTO Siyambango | | | | 55.51 (6) | | | | |
| | OMA - OMAN | | | 7 | 0.352 | | | DQ | R 163.3a | |
| | 839 | AL GHEILANI Usama Abdul Rah | | | | | | | | |
| | 837 | AL AAMRI Ahmed Ali Said | | | | | | | | |
| | 845 | AL SUBEIH I Mazin Khalifa S | | | | | | | | |
| | 838 | AL BUSAIDI Othman Ali Hila | | | | | | | | |

Qualification: First 2 in each heat (Q) and the next 2 fastest (q) advance to the Final

Weather conditions

Temperature: 27°C Humidity: 89% Conditions: Cloudy

Note:
IAAF Rule 163.3a - Lane infringement

| Legend: | | | | | | | |
|-----------|--------------|----------|--------------------|----------|-----------|-----------|------|
| DQ | Disqualified | Q | Qualified by place | R | IAAF rule | Rk | Rank |
| SB | Season Best | | | | | | |



TAIPEI STADIUM
臺北田徑場

TAIPEI 2017 MON 周一
29th SUMMER UNIVERSIADE 28 AUG 2017
18:10

ATHLETICS
田徑

WOMEN'S 4X100M RELAY
女子4X100公尺接力

FINAL



RESULTS

成績

CORRECTED
28 AUG 19:31

| | | | |
|---------------------------|---------------------------------------|--------------------|-------------|
| WORLD RECORD | 40.82 UNITED STATES of AMERICA | USA London (GBR) | 10 AUG 2012 |
| UNIVERSIADE RECORD | 42.40 UNITED STATES | USA Duisburg (GER) | 30 AUG 1989 |

| Rk | Bib | NUSF | Lane | Reaction Time | Result | |
|----|------|---------------------------------------|------|---------------|--------------|----------|
| 1 | | SUI - SWITZERLAND | 6 | 0.164 | 43.81 | |
| | 1067 | DEL PONTE Ajla | | | | |
| | 1070 | KORA JOSEPH Salome Kpayero | | | | |
| | 1069 | HALBHEER Cornelia | | | | |
| | 1073 | VON JACKOWSKI Selina Louise | | | | |
| 2 | | POL - POLAND | 4 | 0.148 | 44.19 | |
| | 898 | CIBA Kamila Magdalen | | | | |
| | 901 | FORKASIEWICZ Agata Beata | | | | |
| | 908 | KOLDEJ Malgorzata Barb | | | | |
| | 920 | ZAGAJEWSKA Karolina Monika | | | | |
| 3 | | JPN - JAPAN | 3 | 0.148 | 44.56 | SB |
| | 604 | TAKEUCHI Sayaka | | | | |
| | 601 | NAKAMURA Mizuki | | | | |
| | 596 | IKI Ichiko | | | | |
| | 599 | MAEYAMA Miyu | | | | |
| 4 | | MEX - MEXICO | 8 | 0.206 | 44.79 | SB |
| | 764 | BRITO OSORIO Natali | | | | |
| | 763 | AGUILLON RAMOS Dania Amaris | | | | |
| | 771 | MORAN ERREJON Paola | | | | |
| | 767 | FLORES HERNANDEZ Iza Daniela | | | | |
| 5 | | AUS - AUSTRALIA | 7 | 0.161 | 45.15 | SB |
| | 61 | EVERETT Jasmine Cherayn | | | | |
| | 71 | O'GRADY Gabriella Julie | | | | |
| | 64 | HEDDING Elizabeth Megan | | | | |
| | 72 | PASTERNATSKY Larissa | | | | |
| | | ITA - ITALY | 1 | 0.137 | DNF | |
| | 543 | BOGLIOLO Luminosa | | | | |
| | 549 | SIRAGUSA Irene | | | | |
| | 544 | BONGIORNI Anna | | | | |
| | 547 | FOLORUNSO Ayomide Temilad | | | | |
| | | KAZ - KAZAKHSTAN | 5 | 0.239 | DQ | R 163.3a |
| | 620 | KASHAFUTDINOVA Rima | | | | |
| | 629 | ZYABKINA Viktoriya | | | | |
| | 619 | GOLENOVA Svetlana | | | | |
| | 626 | SAFRONOVA Olga | | | | |
| | | USA - UNITED STATES of AMERICA | 2 | 0.166 | DQ | R 170.7 |
| | 1279 | HENDERSON Justice Kerissa | | | | |
| | 1281 | SAMUELS Samiyah Brielle | | | | |
| | 1285 | WILLIAMS Tori Monique | | | | |
| | 1284 | SMITH Sierra Jade | | | | |

Weather conditions

Temperature: 32°C Humidity: 64% Conditions: Sunny

Note:

IAAF Rule 163.3a - Lane infringement
IAAF Rule 170.7 - Passing the baton outside the takeover zone (early / late takeover)

Legend:

DNF Did not Finish **DQ** Disqualified **R** IAAF rule **Rk** Rank
SB Season Best





RESULTS

成績

CORRECTED
27 AUG 12:41

| | | | |
|---------------------------|---------------------------------------|--------------------|-------------|
| WORLD RECORD | 40.82 UNITED STATES of AMERICA | USA London (GBR) | 10 AUG 2012 |
| UNIVERSIADE RECORD | 42.40 UNITED STATES | USA Duisburg (GER) | 30 AUG 1989 |

| Rk | Bib | NUSF | Lane | Reaction Time | Result |
|----|------|---------------------------------|------|---------------|-------------------|
| 1 | | SUI - SWITZERLAND | 8 | 0.146 | 44.23 Q |
| | 1067 | DEL PONTE Ajla | | | |
| | 1070 | KORA JOSEPH Salome Kpayero | | | |
| | 1069 | HALBHEER Cornelia | | | |
| | 1073 | VON JACKOWSKI Selina Louise | | | |
| 2 | | AUS - AUSTRALIA | 5 | 0.160 | 45.47 Q SB |
| | 61 | EVERETT Jasmine Cherayn | | | |
| | 71 | O'GRADY Gabriella Julie | | | |
| | 64 | HEDDING Elizabeth Megan | | | |
| | 72 | PASTERNATSKY Larissa | | | |
| 3 | | THA - THAILAND | 7 | 0.181 | 45.60 |
| | 1113 | CHAROENSUK Parichat | | | |
| | 1119 | PAKDEE Kanyarat | | | |
| | 1123 | WANNAKIT Tassaporn | | | |
| | 1122 | THIPAT Supawan | | | |
| 4 | | LAT - LATVIA | 6 | 0.188 | 46.16 SB |
| | 687 | DAKTERE Diana | | | |
| | 685 | AUZINA Anna Paula | | | |
| | 686 | CEIKO Inguna | | | |
| | 691 | LATISEVA CUDARE Gunta | | | |
| | | DOM - DOMINICAN REPUBLIC | 3 | 0.163 | DQ R 170.7 |
| | 325 | RODRÍGUEZ JIMÉNE K | | | |
| | 322 | DE AZA HENRRY Estrella Nicole | | | |
| | 323 | MEDINA VENTURA Anabel | | | |
| | 324 | PAULINO Marileidy | | | |
| | | SLO - SLOVENIA | 4 | | DNS |
| | 1022 | ZUPANIC Tamara | | | |
| | 1010 | KAVKA Eva | | | |
| | 1011 | KODRIC Aneja | | | |
| | 1017 | PLAZNIK Anja | | | |

Qualification: First 2 in each heat (Q) and the next 2 fastest (q) advance to the Final

Note:
IAAF Rule 170.7 - Passing the baton outside the takeover zone (early / late takeover)

Legend:
DNS Did not Start **DQ** Disqualified **Q** Qualified by place **R** IAAF rule
Rk Rank **SB** Season Best



RESULTS

成績

CORRECTED
27 AUG 12:05

| | | | |
|---------------------------|---------------------------------------|--------------------|-------------|
| WORLD RECORD | 40.82 UNITED STATES of AMERICA | USA London (GBR) | 10 AUG 2012 |
| UNIVERSIADE RECORD | 42.40 UNITED STATES | USA Duisburg (GER) | 30 AUG 1989 |

| Rk | Bib | NUSF | Lane | Reaction Time | Result |
|----|------|---------------------------------------|------|---------------|-----------------|
| 1 | | POL - POLAND | 5 | 0.160 | 44.10 Q |
| | 898 | CIBA Kamila Magdalen | | | |
| | 901 | FORKASIEWICZ Agata Beata | | | |
| | 908 | KOLDEJ Malgorzata Barb | | | |
| | 920 | ZAGAJEWSKA Karolina Monika | | | |
| 2 | | KAZ - KAZAKHSTAN | 3 | 0.175 | 44.14 Q |
| | 620 | KASHAFUTDINOVA Rima | | | |
| | 629 | ZYABKINA Viktoriya | | | |
| | 619 | GOLENOVA Svetlana | | | |
| | 626 | SAFRONOVA Olga | | | |
| 3 | | ITA - ITALY | 4 | 0.197 | 44.56 q |
| | 543 | BOGLIOLO Luminosa | | | |
| | 549 | SIRAGUSA Irene | | | |
| | 544 | BONGIORNI Anna | | | |
| | 547 | FOLORUNSO Ayomide Temilad | | | |
| 4 | | USA - UNITED STATES of AMERICA | 7 | 0.159 | 45.15 q |
| | 1279 | HENDERSON Justice Kerissa | | | |
| | 1281 | SAMUELS Samiyah Brielle | | | |
| | 1285 | WILLIAMS Tori Monique | | | |
| | 1284 | SMITH Sierra Jade | | | |
| 5 | | TPE - CHINESE TAIPEI | 6 | 0.144 | 45.26 SB |
| | 1162 | HSU Ya-Ting | | | |
| | 1165 | KO Ching-Ting | | | |
| | 1172 | SYU Yong-Jie | | | |
| | 1163 | HU Chia-Chen | | | |
| 6 | | DEN - DENMARK | 8 | 0.213 | 46.29 SB |
| | 314 | NISSEN Annemarie | | | |
| | 311 | KRAMER Mathilde Uldall | | | |
| | 306 | GLENNER-FRANDSEN Astrid | | | |
| | 307 | GRAVERSGAARD Mette | | | |

Qualification: First 2 in each heat (Q) and the next 2 fastest (q) advance to the Final

| | | | | | | |
|----------------|-------------------|---|--------------------|----|------|----------------|
| Legend: | | | | | | |
| q | Qualified by time | Q | Qualified by place | Rk | Rank | SB Season Best |



RESULTS

成績

| | | | |
|---------------------------|---------------------------------------|--------------------|-------------|
| WORLD RECORD | 40.82 UNITED STATES of AMERICA | USA London (GBR) | 10 AUG 2012 |
| UNIVERSIADE RECORD | 42.40 UNITED STATES | USA Duisburg (GER) | 30 AUG 1989 |

| Rk | Bib | NUSF | Lane | Reaction Time | Result | | |
|----|------|------------------------------|------|---------------|--------------|---|----------|
| 1 | | JPN - JAPAN | 4 | 0.148 | 44.71 | Q | SB |
| | 604 | TAKEUCHI Sayaka | | | | | |
| | 601 | NAKAMURA Mizuki | | | | | |
| | 596 | IKI Ichiko | | | | | |
| | 599 | MAEYAMA Miyu | | | | | |
| 2 | | MEX - MEXICO | 6 | 0.218 | 44.87 | Q | SB |
| | 764 | BRITO OSORIO Natali | | | | | |
| | 763 | AGUILLON RAMOS Dania Amaris | | | | | |
| | 771 | MORAN ERREJON Paola | | | | | |
| | 767 | FLORES HERNANDEZ Iza Daniela | | | | | |
| 3 | | CAN - CANADA | 7 | 0.208 | 45.25 | | |
| | 185 | MAXWELL Nyoka Shondy Pe | | | | | |
| | 199 | WESTNEY Jellisa S | | | | | |
| | 197 | WALKEEDEN Leah Janine | | | | | |
| | 183 | LATRACE Sandra Diane | | | | | |
| 4 | | SRB - SERBIA | 8 | 0.205 | 46.35 | | |
| | 1028 | PETKOVIC Ivana | | | | | |
| | 1029 | SIMIC Nikoleta | | | | | |
| | 1030 | SIRMIC Katarina | | | | | |
| | 1027 | BARJAKTAROVIC Zorana | | | | | |
| 5 | | UGA - UGANDA | 3 | 0.192 | 47.05 | | |
| | 1218 | AYIKORU Scovia | | | | | |
| | 1221 | UNYUTHFUA Mary Zawadi | | | | | |
| | | APOLOT Margaret | | | | | |
| | 1220 | SHIDA Leni | | | | | |
| 6 | | BOT - BOTSWANA | 2 | 0.212 | 48.40 | | |
| | 114 | CHILUME Titose | | | | | |
| | 117 | SEBELE Tsaone Bakani | | | | | |
| | 116 | MONWA Amantle Hazel | | | | | |
| | 115 | MOLAPISI Ontiretse | | | | | |
| | | RSA - SOUTH AFRICA | 5 | 0.155 | DQ | | R 163.3a |
| | 980 | PALFRAMAN Justine | | | | | |
| | 972 | BRITS Maryke | | | | | |
| | 982 | PRINSLOO Lynique | | | | | |
| | 986 | THOMAS Tamzin | | | | | |

Qualification: First 2 in each heat (Q) and the next 2 fastest (q) advance to the Final

Note:
IAAF Rule 163.3a - Lane infringement

Legend:
DQ Disqualified **Q** Qualified by place **R** IAAF rule **Rk** Rank
SB Season Best



TAIPEI STADIUM
臺北田徑場

TAIPEI 2017 MON 周一
29th SUMMER UNIVERSIADE 28 AUG 2017
19:35

ATHLETICS
田徑

WOMEN'S 4X400M RELAY
女子4X400公尺接力

FINAL



RESULTS

成績

CORRECTED
28 AUG 21:11

| | | | | |
|---------------------------|----------------|--------------------------------------|--------------------|------------|
| WORLD RECORD | 3:15.17 | UNION of SOVIET SOCIALIST REP | JURS Seoul (KOR) | 1 OCT 1988 |
| UNIVERSIADE RECORD | 3:24.97 | USSR | URS Edmonton (CAN) | 9 JUL 1983 |

| Rk | Bib | NUSF | Lane | Reaction Time | Result | |
|----------|------|-------------------------------|------|---------------|-------------|--------------------|
| 1 | | POL - POLAND | 6 | 0.190 | | 3:26.75 |
| | 905 | HOLUB Malgorzata Nata | | 52.5 (1) | | |
| | 897 | BAUMGART Iga | | 51.8 (1) | 1:44.30 () | |
| | 918 | WYCISZKIEWICZ Patrycja Weroni | | 51.26 (1) | 2:35.56 (1) | |
| | 916 | SWIETY Justyna Elzbieta | | 51.19 (2) | | |
| 2 | | MEX - MEXICO | 4 | 0.217 | | 3:33.98 SB |
| | 763 | AGUILLON RAMOS Dania Amaris | | 55.7 (6) | | |
| | 764 | BRITO OSORIO Natali | | 52.6 (3) | 1:48.30 () | |
| | 765 | COOK MARTINEZ Rosa Leticia | | 53.69 (5) | 2:41.99 (4) | |
| | 771 | MORAN ERREJON Paola | | 51.99 (3) | | |
| 3 | | ROU - ROMANIA | 3 | 0.175 | | 3:34.16 |
| | 941 | NESTERIUC Anamaria | | 57.1 (8) | | |
| | 938 | BELGYAN Sanda | | 53.3 (4) | 1:50.40 () | |
| | 940 | GAL Camelia Florina | | 52.83 (4) | 2:43.23 (5) | |
| | 943 | RAZOR Bianca Denisa | | 50.93 (1) | | |
| 4 | | CAN - CANADA | 7 | 0.218 | | 3:36.44 |
| | 176 | BALKWILL Kelsey Ellen | | 54.9 (5) | | |
| | 198 | WESTAWAY Jenna Rae Eilee | | 55.4 (7) | 1:50.30 () | |
| | 194 | STIVERNE Aiyanna Brigitt | | 51.68 (2) | 2:41.98 (3) | |
| | 190 | POWELL Micha | | 54.46 (6) | | |
| 5 | | AUS - AUSTRALIA | 2 | 0.138 | | 3:41.08 |
| | 71 | O'GRADY Gabriella Julie | | 54.3 (3) | | |
| | 75 | STAFFORD Jessie Catherin | | 54.7 (6) | 1:49.00 () | |
| | 55 | BARTHOLOMEW Alexandra Joy | | 57.19 (7) | 2:46.19 (6) | |
| | 67 | KEIR Alicia Jane | | 54.89 (7) | | |
| 6 | | UGA - UGANDA | 8 | 0.170 | | 3:43.38 |
| | 1218 | AYIKORU Scovia | | 54.8 (4) | | |
| | 1220 | SHIDA Leni | | 53.6 (5) | 1:48.40 () | |
| | 1217 | AMURON Agnes Harriet | | 1:01.24 (8) | 2:49.64 (8) | |
| | 1216 | AJOK Docus | | 53.74 (5) | | |
| 7 | | THA - THAILAND | 1 | 0.233 | | 3:43.53 |
| | 1116 | HOEMHUK Pornpan | | 56.5 (7) | | |
| | 1115 | ENG-CHUAN Atchima | | 55.5 (8) | 1:52.00 () | |
| | 1117 | KAEODI Thanphimon | | 56.55 (6) | 2:48.55 (7) | |
| | 1120 | POOLKERD Supanich | | 54.98 (8) | | |
| | | UKR - UKRAINE | 5 | 0.185 | | DQ R 170.11 |
| | 1243 | KLYMIUK Kateryna | | 54.0 (2) | | |
| | 1235 | BIBIK Olha | | 52.3 (2) | 1:46.30 () | |
| | 1236 | BRYZGINA Anastasiia | | 52.81 (3) | 2:39.11 (2) | |
| | 1249 | MELNYK Tetiana | | 52.45 (4) | | |

Weather conditions

Temperature: 32°C Humidity: 64% Conditions: Sunny

Note:
IAAF Rule 170.11 - Late confirmation/changing team composition and/or running order

Legend: DQ Disqualified R IAAF rule Rk Rank SB Season Best





RESULTS

成績

| | | | | |
|---------------------------|----------------|--------------------------------------|--------------------|------------|
| WORLD RECORD | 3:15.17 | UNION of SOVIET SOCIALIST REP | JURS Seoul (KOR) | 1 OCT 1988 |
| UNIVERSIADE RECORD | 3:24.97 | USSR | URS Edmonton (CAN) | 9 JUL 1983 |

| Rk | Bib | NUSF | Lane | Reaction Time | | Result | | |
|----------|------|-----------------------------|----------|------------------|-------------|----------------|----------|-----------|
| 1 | | MEX - MEXICO | 3 | 0.211 | | 3:38.16 | Q | SB |
| | 763 | AGUILLON RAMOS Dania Amaris | | 55.7 (3) | | | | |
| | 764 | BRITO OSORIO Natali | | 53.6 (1) | 1:49.30 () | | | |
| | 765 | COOK MARTINEZ Rosa Leticia | | 54.72 (1) | 2:44.02 () | | | |
| | 771 | MORAN ERREJON Paola | | 54.14 (2) | | | | |
| 2 | | ROU - ROMANIA | 7 | 0.197 | | 3:38.78 | Q | |
| | 940 | GAL Camelia Florina | | 54.2 (2) | | | | |
| | 938 | BELGYAN Sanda | | 53.9 (2) | 1:48.10 () | | | |
| | 941 | NESTERIUC Anamaria | | 56.79 (2) | 2:44.89 () | | | |
| | 943 | RAZOR Bianca Denisa | | 53.89 (1) | | | | |
| 3 | | UGA - UGANDA | 6 | 0.290 | | 3:45.73 | Q | |
| | 1220 | SHIDA Leni | | 53.8 (1) | | | | |
| | 1216 | AJOK Docus | | 55.7 (3) | 1:49.50 () | | | |
| | 1217 | AMURON Agnes Harriet | | 3:31.62 (5) | 5:21.12 () | | | |
| | 1218 | AYIKORU Scovia | | 596:29:48.2- (5) | | | | |
| 4 | | THA - THAILAND | 5 | 0.247 | | 3:50.55 | q | |
| | 1116 | HOEMHUK Pornpan | | 57.4 (4) | | | | |
| | 1115 | ENG-CHUAN Atchima | | 59.1 (5) | 1:56.50 () | | | |
| | 1117 | KAEODI Thanphimon | | 57.71 (3) | 2:54.21 () | | | |
| | 1120 | POOLKERD Supanich | | 56.34 (3) | | | | |
| 5 | | SLO - SLOVENIA | 4 | 0.288 | | 3:55.54 | | |
| | 1022 | ZUPANIC Tamara | | 57.9 (5) | | | | |
| | 1011 | KODRIC Aneja | | 58.3 (4) | 1:56.20 () | | | |
| | 1010 | KAVKA Eva | | 1:00.23 (4) | 2:56.43 () | | | |
| | 1017 | PLAZNIK Anja | | 59.11 (4) | | | | |

Qualification: First 3 in each heat (Q) and the next 2 fastest (q) advance to the Final

Weather conditions

Temperature: 27°C

Humidity: 89%

Conditions: Cloudy

| | | | | | | |
|----------------|-------------------|----------|--------------------|-----------|------|-----------------------|
| Legend: | | | | | | |
| q | Qualified by time | Q | Qualified by place | Rk | Rank | SB Season Best |



RESULTS

成績

| | | | | |
|---------------------------|----------------|--------------------------------------|--------------------|------------|
| WORLD RECORD | 3:15.17 | UNION of SOVIET SOCIALIST REP | JURS Seoul (KOR) | 1 OCT 1988 |
| UNIVERSIADE RECORD | 3:24.97 | USSR | URS Edmonton (CAN) | 9 JUL 1983 |

| Rk | Bib | NUSF | Lane | Reaction Time | | Result | |
|----------|------|-------------------------------|-----------|---------------|----------------------|----------------|-------------|
| 1 | | UKR - UKRAINE | 6 | 0.203 | | 3:31.76 | Q |
| | 1245 | KOLESNYCHENKO Olena | | | 53.6 (1) | | |
| | 1236 | BRYZGINA Anastasiia | | | 52.7 (2) 1:46.30 () | | |
| | 1235 | BIBIK Olha | | | 52.57 (3) 2:38.87 () | | |
| | 1249 | MELNYK Tetiana | 52.89 (1) | | | | |
| 2 | | POL - POLAND | 7 | 0.227 | | 3:32.62 | Q |
| | 903 | GAWORSKA Aleksandra | | | 53.7 (2) | | |
| | 899 | DABROWSKA Martyna | | | 51.6 (1) 1:45.30 () | | |
| | 918 | WYCISZKIEWICZ Patrycja Weroni | | | 51.42 (1) 2:36.72 () | | |
| | 916 | SWIETY Justyna Elzbieta | 55.90 (4) | | | | |
| 3 | | CAN - CANADA | 4 | 0.227 | | 3:34.80 | Q SB |
| | 176 | BALKWILL Kelsey Ellen | | | 54.3 (4) | | |
| | 198 | WESTAWAY Jenna Rae Eilee | | | 55.0 (3) 1:49.30 () | | |
| | 194 | STIVERNE Aiyanna Brigitt | | | 51.50 (2) 2:40.80 () | | |
| | 190 | POWELL Micha | 54.00 (2) | | | | |
| 4 | | AUS - AUSTRALIA | 5 | 0.138 | | 3:39.67 | q |
| | 71 | O'GRADY Gabriella Julie | | | 53.7 (2) | | |
| | 55 | BARTHOLOMEW Alexandra Joy | | | 56.4 (4) 1:50.10 () | | |
| | 75 | STAFFORD Jessie Catherin | | | 54.40 (4) 2:44.50 () | | |
| | 67 | KEIR Alicia Jane | 55.17 (3) | | | | |

Qualification: First 3 in each heat (Q) and the next 2 fastest (q) advance to the Final

Weather conditions

Temperature: 27°C

Humidity: 89%

Conditions: Cloudy

| | | | | | | |
|----------------|-------------------|---|--------------------|----|------|----------------|
| Legend: | | | | | | |
| q | Qualified by time | Q | Qualified by place | Rk | Rank | SB Season Best |



TAIPEI STADIUM
臺北田徑場

TAIPEI 2017 MON 周一
29TH SUMMER UNIVERSIADE 28 AUG 2017
18:30

ATHLETICS
田徑

MEN'S 800M
男子800公尺

FINAL



RESULTS

成績

| | | | | |
|---------------------------|----------------|---------------------------|------------------|-------------|
| WORLD RECORD | 1:40.91 | RUDISHA David | KEN London (GBR) | 9 AUG 2012 |
| UNIVERSIADE RECORD | 1:43.40 | JUANTORENA Alberto | CUB Sofia (BUL) | 21 AUG 1977 |

| Rk | Bib | Name | NUSF Code | Date of Birth | Lane | Result | |
|----|-----|-----------------------------|-----------|---------------|------|----------------|----|
| 1 | 752 | LOPEZ ALVAREZ Jesus Tonatiu | MEX | 2 AUG 1997 | 1 | 1:46.06 | PB |
| 2 | 8 | BELBACHIR Mohamed | ALG | 11 JAN 1994 | 6 | 1:46.73 | |
| 3 | 383 | LUSINE Aymeric | FRA | 13 SEP 1995 | 3 | 1:47.18 | |
| 4 | 968 | UYS Hendrik Jacobus | RSA | 4 JUN 1992 | 4 | 1:47.59 | |
| 5 | 885 | KUCIAPSKI Artur | POL | 26 DEC 1993 | 2 | 1:47.69 | |
| 6 | 47 | KNUCKEY Stephen Joseph | AUS | 3 NOV 1994 | 7 | 1:47.90 | |
| 7 | 277 | SNEJDR Filip | CZE | 16 APR 1995 | 8 | 1:48.31 | |
| 8 | 969 | VAN RENSBURG Rynardt | RSA | 23 MAR 1992 | 5 | 1:49.70 | |

Intermediate Times: 400m 52.70 752 LOPEZ ALVAREZ Jesus Tonatiu (MEX)

Weather conditions

Temperature: 32°C

Humidity: 64%

Conditions: Sunny

| | | | |
|----------------|---------------|-----------|------|
| Legend: | | | |
| PB | Personal Best | Rk | Rank |





TAIPEI STADIUM
臺北田徑場

TAIPEI 2017 FRI 周五
29TH SUMMER UNIVERSIADE 25 AUG 2017
18:35

ATHLETICS
田徑

MEN'S 1500M
男子1500公尺

FINAL



RESULTS

成績

| | | | | |
|---------------------------|----------------|---------------------------|---------------------|-------------|
| WORLD RECORD | 3:26.00 | EL GUERROUJ Hicham | MAR Roma (ITA) | 14 JUL 1998 |
| UNIVERSIADE RECORD | 3:38.43 | AOUITA Said | MAR Bucuresti (ROU) | 22 JUL 1981 |

| Rk | Bib | Name | NUSF Code | Date of Birth | Order | Result |
|----------------------------|-----|----------------------------------|-----------|---------------|------------------------------|----------------|
| 1 | 418 | BENITZ Timo | GER | 24 DEC 1991 | 5 | 3:43.45 |
| 2 | 386 | MIELLET Alexis | FRA | 5 MAY 1995 | 1 | 3:43.91 |
| 3 | 396 | DAVIES Jonathan Stuart | GBR | 28 OCT 1994 | 3 | 3:43.99 |
| 4 | 882 | KALINOWSKI Grzegorz Mateus | POL | 22 SEP 1990 | 2 | 3:44.57 |
| 5 | 726 | GRETHEN Charles | LUX | 2 JUN 1992 | 11 | 3:44.59 |
| 6 | 44 | HOCKEY Isaac Arthur | AUS | 22 AUG 1997 | 9 | 3:45.32 |
| 7 | 706 | BERTASIUS Simas | LTU | 31 OCT 1993 | 12 | 3:46.05 |
| 8 | 12 | HEDEILLI Takieddine | ALG | 6 JUN 1996 | 7 | 3:46.87 |
| 9 | 755 | MARTINEZ ESTRADA Fernando Daniel | MEX | 30 MAY 1993 | 4 | 3:47.18 |
| 10 | 168 | PETERSON Cole Henry Andr | CAN | 22 AUG 1993 | 6 | 3:47.95 |
| 11 | 960 | MOKOPANE Rantso Alfred | RSA | 8 AUG 1994 | 8 | 3:47.97 |
| 12 | 873 | BORKOWSKI Mateusz | POL | 2 APR 1997 | 10 | 3:50.99 |
| Intermediate Times: | | | | | | |
| | | 400m | 1:24.12 | 706 | BERTASIUS Simas (LTU) | |
| | | 800m | 2:05.56 | 706 | BERTASIUS Simas (LTU) | |
| | | 1200m | 3:03.80 | 396 | DAVIES Jonathan Stuart (GBR) | |

Legend:

Rk Rank



TAIPEI STADIUM
臺北田徑場

TAIPEI 2017 SUN 周日
29th SUMMER UNIVERSIADE 27 AUG 2017
19:00

ATHLETICS
田徑

MEN'S 3000M STEEPLECHASE
男子3000公尺障礙賽

FINAL



RESULTS

成績

| | | | | | |
|---------------------------|----------------|---------------------------|-----|-----------------|-------------|
| WORLD RECORD | 7:53.63 | SHAHEEN Saif Saeed | QAT | Bruxelles (BEL) | 3 SEP 2004 |
| UNIVERSIADE RECORD | 8:20.83 | AKKAS Halil | TUR | Bangkok (THA) | 13 AUG 2007 |

| Rk | Bib | Name | NUSF Code | Date of Birth | Order | Result | |
|----|-----|--------------------------------|-----------|---------------|-------|-----------------|----|
| 1 | 894 | ZALEWSKI Krystian | POL | 11 APR 1989 | 13 | 8:35.88 | |
| 2 | 960 | MOKOPANE Rantso Alfred | RSA | 8 AUG 1994 | 3 | 8:36.25 | |
| 3 | 15 | MESSAOUDI Ali | ALG | 13 OCT 1995 | 15 | 8:37.14 | |
| 4 | 362 | RAITANEN Topi Olli Vihto | FIN | 7 FEB 1996 | 1 | 8:37.42 | PB |
| 5 | 296 | HESELBJERG Ole | DEN | 23 APR 1990 | 17 | 8:38.41 | |
| 6 | 403 | SEDDON Zak William | GBR | 28 JUN 1994 | 14 | 8:39.30 | |
| 7 | 423 | GRAU Martin Christia | GER | 26 MAR 1992 | 9 | 8:45.63 | |
| 8 | 528 | ABDELWAHED Ahmed | ITA | 26 MAY 1996 | 7 | 8:47.72 | |
| 9 | 332 | KIVISTIK Kaur | EST | 29 APR 1991 | 11 | 8:48.04 | |
| 10 | 707 | BERZANSKIS Justinas | LTU | 12 JAN 1989 | 16 | 8:49.46 | |
| 11 | 156 | GAY John Eamon | CAN | 7 NOV 1996 | 4 | 8:50.45 | |
| 12 | 318 | ABREU MARTINEZ Alvaro Luis | DOM | 21 JUL 1990 | 12 | 8:54.19 | PB |
| 13 | 678 | BLAJS Alberts | LAT | 9 AUG 1995 | 8 | 8:58.27 | |
| 14 | 246 | BLANCO PILONIETA Nelson Andres | COL | 7 APR 1994 | 2 | 9:03.24 | PB |
| 15 | 302 | RASMUSEN Jean Khavaquiah | DEN | 12 MAY 1992 | 5 | 9:37.11 | |
| 16 | 844 | AL RASHDI Ayuob Yaqoob Sa | OMA | 6 SEP 1996 | 18 | 9:47.47 | |
| 17 | 668 | ALMUHAMMADALI Hussain | KSA | 12 JUN 1994 | 10 | 10:07.99 | |
| | 665 | ALKAYYADI Hassan Baalghay | KSA | 1 AUG 1994 | 6 | DNF | |

| | | | | |
|----------------------------|-------|---------|-----|--------------------------------|
| Intermediate Times: | 1000m | 2:51.60 | 403 | SEDDON Zak William (GBR) |
| | 2000m | 5:53.58 | 362 | RAITANEN Topi Olli Vihto (FIN) |

Weather conditions

Temperature: 32°C Humidity: 67% Conditions: Thunderstorm

Legend:

DNF Did not Finish **PB** Personal Best **Rk** Rank





TAIPEI STADIUM
臺北田徑場

TAIPEI 2017 MON 周一
29TH SUMMER UNIVERSIADE 28 AUG 2017
20:00

ATHLETICS
田徑

MEN'S 5000M
男子5000公尺

FINAL



RESULTS

成績

| | | | | |
|---------------------------|-----------------|------------------------|-------------------|-------------|
| WORLD RECORD | 12:37.35 | BEKELE Kenenisa | ETH Hengelo (NED) | 31 MAY 2004 |
| UNIVERSIADE RECORD | 13:35.89 | IBRAHIMOV Hayle | AZE Kazan (RUS) | 12 JUL 2013 |

| Rk | Bib | Name | NUSF Code | Date of Birth | Order | Result | |
|----|------|------------------------|-----------|---------------|-------|----------|----|
| 1 | 376 | BARRER Francois | FRA | 8 JUN 1993 | 4 | 14:00.86 | |
| 2 | 396 | DAVIES Jonathan Stuart | GBR | 28 OCT 1994 | 15 | 14:02.46 | |
| 3 | 79 | VOJTA Andreas | AUT | 9 JUN 1989 | 10 | 14:02.65 | |
| 4 | 937 | SOARE Nicolae Alexand | ROU | 20 SEP 1991 | 14 | 14:03.12 | PB |
| 5 | 90 | DEBOGNIES Simon | BEL | 16 JUL 1996 | 12 | 14:05.39 | |
| 6 | 945 | ANDREAS Jeromy | RSA | 28 FEB 1992 | 13 | 14:06.24 | |
| 7 | 1188 | OZDEMIR Ramazan | TUR | 6 JUL 1991 | 3 | 14:08.55 | |
| 8 | 1061 | RAESS Jonas | SUI | 8 MAR 1994 | 5 | 14:08.99 | |
| 9 | 48 | BAHATI Sadic | UGA | 30 NOV 1992 | 7 | 14:10.38 | PB |
| 10 | 509 | BERGIN Matthew Christo | IRL | 2 MAR 1993 | 1 | 14:11.54 | |
| 11 | 1258 | BARRAZA Brian Arthur | USA | 16 MAY 1995 | 6 | 14:19.47 | |
| 12 | 355 | AYALNEH Zemen Addis | ETH | 15 MAY 1999 | 9 | 14:22.54 | |
| 13 | 498 | TADVI Kisan Narshi | IND | 10 JAN 1998 | 2 | 14:23.95 | PB |
| 14 | 785 | FOPPEN Mike | NED | 29 NOV 1996 | 8 | 14:40.91 | |
| 15 | 301 | NIJHUIS Thijs Matthias | DEN | 20 SEP 1992 | 11 | 14:58.34 | |

| | | | | |
|----------------------------|-------|----------|-----|------------------------------|
| Intermediate Times: | 1000m | 2:42.09 | 48 | BAHATI Sadic (UGA) |
| | 2000m | 5:36.46 | 48 | BAHATI Sadic (UGA) |
| | 3000m | 8:34.50 | 48 | BAHATI Sadic (UGA) |
| | 4000m | 11:30.00 | 396 | DAVIES Jonathan Stuart (GBR) |

Weather conditions


Temperature: 29°C

Humidity: 74%

Conditions: Partly cloudy

Legend:

PB Personal Best **Rk** Rank





TAIPEI STADIUM
臺北田徑場

TAIPEI 2017 THU 周四
29TH SUMMER UNIVERSIADE 24 AUG 2017
21:00

ATHLETICS
田徑

MEN'S 10000M
男子10000公尺

FINAL




RESULTS

成績

| | | | | | |
|---------------------------|-----------------|-------------------------|-----|-----------------|-------------|
| WORLD RECORD | 26:17.53 | BEKELE Kenenisa | ETH | Bruxelles (BEL) | 26 AUG 2005 |
| UNIVERSIADE RECORD | 28:15.84 | FREIGANG Stephan | GER | Sheffield (GBR) | 20 JUL 1991 |

| Rk | Bib | Name | NUSF Code | Date of Birth | Order | Result | |
|----|------|---------------------------------|-----------|---------------|-------|-----------------|----|
| 1 | 1207 | BAHATI Sadic | UGA | 30 NOV 1992 | 5 | 29:08.68 | PB |
| 2 | 937 | SOARE Nicolae Alexand | ROU | 20 SEP 1991 | 18 | 29:12.76 | PB |
| 3 | 581 | SHIOJIRI Kazuya | JPN | 8 NOV 1996 | 1 | 29:20.96 | |
| 4 | 1209 | KATEREGGA John | UGA | 5 MAY 1994 | 2 | 29:44.31 | |
| 5 | 922 | BARATA Samuel | POR | 19 JUL 1993 | 8 | 29:54.89 | |
| 6 | 945 | ANDREAS Jeromy | RSA | 28 FEB 1992 | 11 | 29:56.09 | |
| 7 | 953 | KEKANA Mokofane Milton | RSA | 3 OCT 1995 | 21 | 30:33.03 | |
| 8 | 40 | COCKS Riley Samuel | AUS | 27 DEC 1995 | 6 | 30:47.00 | |
| 9 | 173 | TREE Kevin James | CAN | 1 MAY 1993 | 10 | 31:00.31 | |
| 10 | 301 | NIJHUIS Thijs Matthias | DEN | 20 SEP 1992 | 9 | 31:10.61 | |
| 11 | 948 | EESOU Marianio Lin Co | RSA | 7 DEC 1991 | 16 | 31:12.90 | |
| 12 | 33 | ANDERSON Bryce William | AUS | 18 OCT 1996 | 14 | 31:14.22 | |
| 13 | 155 | ESELINK Evan Eric Willi | CAN | 28 FEB 1992 | 12 | 31:18.20 | |
| 14 | 248 | LOPEZ RODRIGUEZ Sergio Alejandr | COL | 10 JUL 1996 | 3 | 32:44.00 | |
| 15 | 1041 | NAWASINGHE MUDIY C | SRI | 3 JAN 1992 | 17 | 32:55.67 | |
| 16 | 842 | AL QURAINI Abdullah Salim | OMA | 3 AUG 1990 | 20 | 33:14.52 | |
| | 774 | DAMBADARJAA Gantulga | MGL | 3 FEB 1989 | 4 | DNF | |
| | 1210 | MIGADDE Kenneth | UGA | 9 NOV 1993 | 19 | DNF | |
| | 1188 | OZDEMIR Ramazan | TUR | 6 JUL 1991 | 13 | DNF | |





TAIPEI STADIUM
臺北田徑場

TAIPEI 2017 THU 周四
29TH SUMMER UNIVERSIADE 24 AUG 2017
21:00

ATHLETICS
田徑

MEN'S 10000M
男子10000公尺

FINAL



RESULTS

成績

| | | | | | |
|---------------------------|-----------------|-------------------------|-----|-----------------|-------------|
| WORLD RECORD | 26:17.53 | BEKELE Kenenisa | ETH | Bruxelles (BEL) | 26 AUG 2005 |
| UNIVERSIADE RECORD | 28:15.84 | FREIGANG Stephan | GER | Sheffield (GBR) | 20 JUL 1991 |

| Rk | Bib | Name | NUSF Code | Date of Birth | Order | Result |
|----------------------------|-------|-------------------|-----------|-----------------------------|-------|--------|
| | 1292 | SIYOTO Siyambango | ZAM | 28 AUG 1996 | 7 | DNF |
| | 584 | SUZUKI Takato | JPN | 23 JUL 1997 | 15 | DNS |
| Intermediate Times: | | | | | | |
| | 1000m | 2:53.29 | 1207 | BAHATI Sadic (UGA) | | |
| | 2000m | 5:46.25 | 581 | SHIOJIRI Kazuya (JPN) | | |
| | 3000m | 8:39.65 | 1207 | BAHATI Sadic (UGA) | | |
| | 4000m | 11:32.48 | 1207 | BAHATI Sadic (UGA) | | |
| | 5000m | 14:29.61 | 1207 | BAHATI Sadic (UGA) | | |
| | 6000m | 17:27.96 | 1207 | BAHATI Sadic (UGA) | | |
| | 7000m | 20:25.98 | 937 | SOARE Nicolae Alexand (ROU) | | |
| | 8000m | 23:25.82 | 937 | SOARE Nicolae Alexand (ROU) | | |
| | 9000m | 26:20.02 | 1207 | BAHATI Sadic (UGA) | | |

Weather conditions

Temperature: 28°C

Humidity: 84%

Conditions: Partly cloudy

| | | | | | | | |
|----------------|----------------|------------|---------------|-----------|---------------|-----------|------|
| Legend: | Did not Finish | DNS | Did not Start | PB | Personal Best | Rk | Rank |
|----------------|----------------|------------|---------------|-----------|---------------|-----------|------|





TAIPEI STADIUM
臺北田徑場

TAIPEI 2017 FRI 周五
29TH SUMMER UNIVERSIADE 25 AUG 2017
19:05

ATHLETICS
田徑

WOMEN'S 800M
女子800公尺

FINAL



RESULTS

成績

CORRECTED
25 AUG 21:34

| | | | | |
|---------------------------|----------------|------------------------------|-------------------|-------------|
| WORLD RECORD | 1:53.28 | KRATOCHVÍLOVÁ Jarmila | TCH München (GER) | 26 JUL 1983 |
| UNIVERSIADE RECORD | 1:56.88 | COLOVIC Slobodank | YUG Zagreb (CRO) | 19 JUL 1987 |

| Rk | Bib | Name | NUSF Code | Date of Birth | Lane | Result |
|----|------|----------------------------|-----------|---------------|------|---------|
| 1 | 266 | ALMANZA BLANCO Rose Mary | CUB | 13 JUL 1992 | 6 | 2:02.21 |
| 2 | 1248 | LIAKHOVA Olga | UKR | 18 MAR 1992 | 3 | 2:03.11 |
| 3 | 1216 | AJOK Docus | UGA | 12 JUL 1994 | 1 | 2:03.22 |
| 4 | 63 | GRIFFITH Georgia Helen | AUS | 5 DEC 1996 | 5 | 2:03.52 |
| 5 | 414 | TRACEY Adelle Roshumba | GBR | 27 MAY 1993 | 4 | 2:03.72 |
| 6 | 483 | KERI Bianca | HUN | 19 APR 1994 | 8 | 2:04.00 |
| 7 | 913 | MIKIEWICZ-LAPINSKA Paulina | POL | 13 JUL 1992 | 2 | 2:04.19 |
| 8 | 437 | HERING Christina Annik | GER | 9 OCT 1994 | 7 | 2:04.76 |

Intermediate Times: 400m 1:01.63 266 ALMANZA BLANCO Rose Mary (CUB)

Legend:

Rk Rank

Avoid DQ bib 266 Decision of the Jury

ATW008101_C73G ENG 1.2

Report created by **Atos**

FRI 25 AUG 2017 21:34

Page 1/1





TAIPEI STADIUM
臺北田徑場

TAIPEI 2017 MON 周一
29TH SUMMER UNIVERSIADE 28 AUG 2017
19:15

ATHLETICS
田徑

WOMEN'S 1500M
女子1500公尺

FINAL



RESULTS

成績

| | | | | |
|---------------------------|----------------|-----------------------|------------------|-------------|
| WORLD RECORD | 3:50.07 | DIBABA Genzebe | ETH Monaco (MON) | 17 JUL 2015 |
| UNIVERSIADE RECORD | 4:01.32 | IVAN Paula | ROU Zagreb (CRO) | 16 JUL 1987 |

| Rk | Bib | Name | NUSF Code | Date of Birth | Order | Result |
|----------------------------|------|-------------------------|-----------|---------------|-------------------------------|---------|
| 1 | 1031 | TERZIC Amela | SRB | 2 JAN 1993 | 6 | 4:19.18 |
| 2 | 1216 | AJOK Docus | UGA | 12 JUL 1994 | 5 | 4:19.48 |
| 3 | 283 | MAKI Kristiina | CZE | 22 SEP 1991 | 3 | 4:20.65 |
| 4 | 902 | GALANT Martyna Anna | POL | 26 JAN 1995 | 9 | 4:20.90 |
| 5 | 408 | COURTNEY Melissa Jayne | GBR | 30 AUG 1993 | 7 | 4:21.14 |
| 6 | 269 | EVANGELIDOU Natalia | CYP | 10 MAR 1991 | 2 | 4:21.16 |
| 7 | 445 | SUJEW Diana | GER | 2 NOV 1990 | 1 | 4:21.72 |
| 8 | 729 | MATHIAS Charline Kyra C | LUX | 23 MAY 1992 | 10 | 4:22.38 |
| 9 | 200 | YEE Regan Leanne Ga | CAN | 4 JUL 1995 | 12 | 4:22.65 |
| 10 | 184 | MACPHERSON Sarah | CAN | 8 MAY 1991 | 8 | 4:22.77 |
| 11 | 939 | BOBOCEA Claudia Mihaela | ROU | 11 JUN 1992 | 4 | 4:22.85 |
| 12 | 1066 | BARMET Stefanie Christ | SUI | 29 FEB 1992 | 11 | 4:24.33 |
| Intermediate Times: | | 400m | 1:16.06 | 939 | BOBOCEA Claudia Mihaela (ROU) | |
| | | 800m | 2:29.50 | 939 | BOBOCEA Claudia Mihaela (ROU) | |
| | | 1200m | 3:35.18 | 1031 | TERZIC Amela (SRB) | |

Weather conditions

Temperature: 32°C

Humidity: 64%

Conditions: Sunny

Legend:

Rk Rank



TAIPEI STADIUM
臺北田徑場

TAIPEI 2017 SAT 周六
29TH SUMMER UNIVERSIADE 26 AUG 2017
10:40

ATHLETICS
田徑

WOMEN'S 1500M
女子1500公尺

ROUND 1 HEAT 1/2



RESULTS

成績

| | | | | |
|---------------------------|----------------|-----------------------|------------------|-------------|
| WORLD RECORD | 3:50.07 | DIBABA Genzebe | ETH Monaco (MON) | 17 JUL 2015 |
| UNIVERSIADE RECORD | 4:01.32 | IVAN Paula | ROU Zagreb (CRO) | 16 JUL 1987 |

| Rk | Bib | Name | NUSF Code | Date of Birth | Order | Result | |
|----|------|-------------------------|-----------|---------------|-------|---------|------|
| 1 | 1216 | AJOK Docus | UGA | 12 JUL 1994 | 4 | 4:19.21 | Q PB |
| 2 | 1031 | TERZIC Amela | SRB | 2 JAN 1993 | 12 | 4:19.59 | Q |
| 3 | 283 | MAKI Kristiina | CZE | 22 SEP 1991 | 8 | 4:19.86 | Q |
| 4 | 939 | BOBOCEA Claudia Mihaela | ROU | 11 JUN 1992 | 10 | 4:19.94 | Q |
| 5 | 200 | YEE Regan Leanne Ga | CAN | 4 JUL 1995 | 5 | 4:19.97 | |
| 6 | 729 | MATHIAS Charline Kyra C | LUX | 23 MAY 1992 | 6 | 4:22.63 | |
| 7 | 137 | FERREIRA DA SILVA July | BRA | 27 OCT 1994 | 11 | 4:27.15 | |
| 8 | 977 | NICE Anuscha | RSA | 26 AUG 1991 | 3 | 4:29.24 | |
| 9 | 345 | NEVOLIHIN Kelly | EST | 15 NOV 1992 | 1 | 4:33.46 | SB |
| 10 | 315 | OLSEN Dagmar Faester | DEN | 16 JUL 1994 | 2 | 4:35.57 | |
| 11 | 142 | MINKINA Dilyana Venelin | BUL | 6 JAN 1997 | 7 | 4:39.36 | |
| 12 | 1276 | DUNLAP Jennifer Lynne | USA | 26 APR 1996 | 9 | 4:42.92 | |

Qualification: First 4 in each heat (Q) and the next 4 fastest (q) advance to the Final

| | | | | |
|----------------------------|-------|---------|------|--------------------|
| Intermediate Times: | 400m | 1:13.98 | 1031 | TERZIC Amela (SRB) |
| | 800m | 2:26.68 | 1031 | TERZIC Amela (SRB) |
| | 1200m | 3:33.10 | 1031 | TERZIC Amela (SRB) |

| | | | | |
|----------------|-------------------------|-----------------------------|----------------|-----------------------|
| Legend: | PB Personal Best | Q Qualified by place | Rk Rank | SB Season Best |
|----------------|-------------------------|-----------------------------|----------------|-----------------------|





TAIPEI STADIUM
臺北田徑場

TAIPEI 2017 SAT 周六
29TH SUMMER UNIVERSIADE 26 AUG 2017
10:50

ATHLETICS
田徑

WOMEN'S 1500M
女子1500公尺

ROUND 1 HEAT 2/2



RESULTS

成績

| | | | | |
|---------------------------|----------------|-----------------------|------------------|-------------|
| WORLD RECORD | 3:50.07 | DIBABA Genzebe | ETH Monaco (MON) | 17 JUL 2015 |
| UNIVERSIADE RECORD | 4:01.32 | IVAN Paula | ROU Zagreb (CRO) | 16 JUL 1987 |

| Rk | Bib | Name | NUSF Code | Date of Birth | Order | Result |
|----|------|-------------------------|-----------|---------------|-------|------------|
| 1 | 269 | EVANGELIDOU Natalia | CYP | 10 MAR 1991 | 3 | 4:18.49 Q |
| 2 | 408 | COURTNEY Melissa Jayne | GBR | 30 AUG 1993 | 9 | 4:18.68 Q |
| 3 | 445 | SUJEW Diana | GER | 2 NOV 1990 | 10 | 4:18.88 Q |
| 4 | 902 | GALANT Martyna Anna | POL | 26 JAN 1995 | 2 | 4:19.31 Q |
| 5 | 184 | MACPHERSON Sarah | CAN | 8 MAY 1991 | 8 | 4:20.45 q |
| 6 | 1066 | BARMET Stefanie Christ | SUI | 29 FEB 1992 | 5 | 4:20.77 q |
| 7 | 1016 | PLAZAR Patricija | SLO | 7 APR 1991 | 7 | 4:28.78 PB |
| 8 | 728 | HOFFMANN Vera Marie | LUX | 2 NOV 1996 | 11 | 4:32.18 |
| 9 | 312 | LARSEN Maria | DEN | 11 APR 1996 | 4 | 4:40.09 |
| 10 | 1217 | AMURON Agnes Harriet | UGA | 28 DEC 1993 | 6 | 4:47.97 |
| | 822 | MATHISEN Julie Froeslev | NOR | 21 MAY 1993 | 1 | DNS |

Qualification: First 4 in each heat (Q) and the next 4 fastest (q) advance to the Final

| | | | | |
|----------------------------|-------|---------|-----|---------------------------|
| Intermediate Times: | 400m | 1:12.26 | 728 | HOFFMANN Vera Marie (LUX) |
| | 800m | 2:24.85 | 445 | SUJEW Diana (GER) |
| | 1200m | 3:31.45 | 445 | SUJEW Diana (GER) |

| | | | | | | | |
|----------------|---------------|----|---------------|---|-------------------|---|--------------------|
| Legend: | | | | | | | |
| DNS | Did not Start | PB | Personal Best | q | Qualified by time | Q | Qualified by place |
| Rk | Rank | | | | | | |



TAIPEI STADIUM
臺北田徑場

TAIPEI 2017 SAT 周六
29th SUMMER UNIVERSIADE 26 AUG 2017
20:40

ATHLETICS
田徑

WOMEN'S 3000M STEEPLECHASE
女子3000公尺障礙賽

FINAL



RESULTS

成績

| | | | |
|---------------------------|------------------------------------|-----------------------|-------------|
| WORLD RECORD | 8:52.78 JEBET Ruth | BRN Saint-Denis (FRA) | 27 AUG 2016 |
| UNIVERSIADE RECORD | 9:25.77 SOKOLENKO Ekaterina | RUS Gwangju (KOR) | 10 JUL 2015 |

| Rk | Bib | Name | NUSF Code | Date of Birth | Order | Result | |
|----|------|--------------------------|-----------|---------------|-------|----------|----|
| 1 | 1199 | GUVENC Tugba | TUR | 9 JUL 1994 | 18 | 9:51.27 | |
| 2 | 480 | GYUERKES Viktoria | HUN | 15 OCT 1992 | 17 | 9:52.17 | |
| 3 | 1200 | KAYA Ozlem | TUR | 20 APR 1990 | 10 | 9:52.59 | |
| 4 | 59 | CAMPBELL Paige Elizabeth | AUS | 27 JUN 1996 | 12 | 10:00.15 | PB |
| 5 | 542 | BERTONI Francesca | ITA | 29 DEC 1993 | 13 | 10:09.16 | |
| 6 | 27 | CASSETTA Belen Adaluz | ARG | 26 SEP 1994 | 14 | 10:12.77 | |
| 7 | 282 | KRCHOVA Eva | CZE | 10 SEP 1989 | 11 | 10:13.12 | |
| 8 | 287 | SEKANOVA Lucie | CZE | 5 AUG 1989 | 15 | 10:19.38 | |
| 9 | 135 | DA SILVA Tatiane Raquel | BRA | 10 JUN 1990 | 8 | 10:22.21 | |
| 10 | 911 | KOWAL Matylda Roza | POL | 11 JAN 1989 | 4 | 10:23.47 | |
| 11 | 1252 | RAITA Oksana | UKR | 5 MAR 1993 | 7 | 10:26.53 | |
| 12 | 790 | BAKKER Veerle Adriana | NED | 29 SEP 1997 | 2 | 10:29.65 | |
| 13 | 74 | RADFORD Stella Louise | AUS | 25 JUN 1995 | 5 | 10:36.36 | |
| 14 | 514 | FINN Michelle | IRL | 16 DEC 1989 | 3 | 10:40.06 | |
| 15 | 1283 | SIERRA Selena Ann | USA | 15 SEP 1993 | 1 | 11:10.98 | |
| 16 | 13 | BALOYI Thembi Lucia | RSA | 7 JAN 1989 | 16 | 11:19.24 | |
| 17 | 1219 | CHEBET Annet | UGA | 14 FEB 1991 | 6 | 11:36.64 | SB |

| | | | | |
|----------------------------|-------|---------|------|--------------------|
| Intermediate Times: | 1000m | 3:17.26 | 1200 | KAYA Ozlem (TUR) |
| | 2000m | 6:36.82 | 1199 | GUVENC Tugba (TUR) |

Weather conditions

Temperature: 34°C

Humidity: 55%

Conditions: Sunny

| | | | |
|----------------|-------------------------|----------------|-----------------------|
| Legend: | PB Personal Best | Rk Rank | SB Season Best |
|----------------|-------------------------|----------------|-----------------------|





TAIPEI STADIUM
臺北田徑場

TAIPEI 2017 SUN 周日
29th SUMMER UNIVERSIADE 27 AUG 2017
19:50

ATHLETICS
田徑

WOMEN'S 5000M
女子5000公尺

FINAL



RESULTS

成績

| | | | | |
|---------------------------|-----------------|------------------------|-------------------|-------------|
| WORLD RECORD | 14:11.15 | DIBABA Tirunesh | ETH Oslo (NOR) | 6 JUN 2008 |
| UNIVERSIADE RECORD | 15:28.78 | AUGUSTO Jessica | POR Bangkok (THA) | 13 AUG 2007 |

| Rk | Bib | Name | NUSF Code | Date of Birth | Order | Result | |
|----|------|---------------------------|-----------|---------------|-------|----------|-----|
| 1 | 439 | KLEIN Hanna Elisabeth | GER | 6 APR 1993 | 2 | 15:45.28 | |
| 2 | 188 | CONNELL Jessica Marie | CAN | 10 FEB 1989 | 8 | 15:50.96 | |
| 3 | 410 | JUDD Jessica May | GBR | 7 JAN 1995 | 9 | 15:51.19 | |
| 4 | 412 | SMALL Louise | GBR | 27 MAR 1992 | 6 | 15:55.55 | |
| 5 | 906 | KACZYNSKA Paulina Anna | POL | 24 JUL 1991 | 15 | 15:58.48 | |
| 6 | 283 | MAKI Kristiina | CZE | 22 SEP 1991 | 3 | 15:59.87 | SB |
| 7 | 518 | MITCHELL Emma | IRL | 2 SEP 1993 | 10 | 16:00.02 | |
| 8 | 504 | JADHAV Sanjivani Babur | IND | 12 JUL 1996 | 1 | 16:00.06 | |
| 9 | 976 | MOLOTSANE Kesaoleboga Cha | RSA | 8 JAN 1992 | 4 | 16:01.76 | PB |
| 10 | 595 | HOSODA Ai | JPN | 27 NOV 1995 | 14 | 16:05.66 | |
| 11 | 516 | HEASLIP Shona Anne | IRL | 18 SEP 1994 | 5 | 16:09.62 | PB |
| 12 | 263 | PARLOV Matea | CRO | 2 JUN 1992 | 7 | 16:20.91 | PB |
| 13 | 942 | PISCU Andreea Alina | ROU | 9 JUN 1996 | 16 | 16:22.86 | PB |
| 14 | 603 | SEKIYA Natsuki | JPN | 16 MAY 1997 | 18 | 16:26.36 | |
| 15 | 833 | MILLER Hannah Jane | NZL | 21 NOV 1997 | 13 | 16:26.74 | |
| 16 | 1204 | TUNA Emine Hatun | TUR | 7 DEC 1995 | 11 | 16:42.66 | |
| 17 | 989 | UWIMANA Fabiola | RWA | 1 JAN 1994 | 12 | 28:32.90 | |
| | 1219 | CHEBET Annet | UGA | 14 FEB 1991 | 17 | | DNS |

| | | | | |
|----------------------------|-------|----------|-----|------------------------|
| Intermediate Times: | 1000m | 3:16.87 | 595 | HOSODA Ai (JPN) |
| | 2000m | 6:31.00 | 595 | HOSODA Ai (JPN) |
| | 3000m | 9:49.57 | 410 | JUDD Jessica May (GBR) |
| | 4000m | 12:56.49 | 410 | JUDD Jessica May (GBR) |

Weather conditions

Temperature: 32°C

Humidity: 67%

Conditions: Thunderstorm

| | | | | |
|----------------|--------------------------|-------------------------|----------------|-----------------------|
| Legend: | DNS Did not Start | PB Personal Best | Rk Rank | SB Season Best |
|----------------|--------------------------|-------------------------|----------------|-----------------------|





RESULTS

成績

| | | | | | |
|---------------------------|-----------------|-----------------------|-----|----------------------|-------------|
| WORLD RECORD | 29:17.45 | AYANA Almaz | ETH | Río de Janeiro (BRA) | 12 AUG 2016 |
| UNIVERSIADE RECORD | 31:46.43 | GHICAN Viorica | ROU | Duisburg (GER) | 29 AUG 1989 |

| Rk | Bib | Name | NUSF Code | Date of Birth | Order | Result | |
|----|------|--------------------------------|-----------|---------------|-------|----------|----|
| 1 | 643 | MASLOVA Daria | KGZ | 6 MAY 1995 | 6 | 33:19.27 | |
| 2 | 504 | JADHAV Sanjivani Babur | IND | 12 JUL 1996 | 1 | 33:22.00 | PB |
| 3 | 595 | HOSODA Ai | JPN | 27 NOV 1995 | 9 | 33:27.89 | |
| 4 | 600 | MUNEHISA Yuki | JPN | 15 DEC 1997 | 17 | 33:40.45 | |
| 5 | 411 | NESBITT Jennifer Louise | GBR | 24 JAN 1995 | 8 | 34:01.34 | |
| 6 | 942 | PISCU Andreea Alina | ROU | 9 JUN 1996 | 14 | 34:19.79 | PB |
| 7 | 56 | BATT-DOYLE Isobel Mary | AUS | 14 SEP 1995 | 15 | 34:32.13 | |
| 8 | 195 | SUMNER Claire Ann | CAN | 10 MAR 1995 | 18 | 34:41.24 | |
| 9 | 518 | MITCHELL Emma | IRL | 2 SEP 1993 | 3 | 34:51.62 | |
| 10 | 412 | SMALL Louise | GBR | 27 MAR 1992 | 5 | 35:03.93 | |
| 11 | 793 | VAN LIESHOUT Irene Wilhelmin | NED | 1 SEP 1993 | 7 | 35:11.38 | |
| 12 | 603 | SEKIYA Natsuki | JPN | 16 MAY 1997 | 13 | 35:21.19 | |
| 13 | 1219 | CHEBET Annet | UGA | 14 FEB 1991 | 4 | 35:46.19 | PB |
| | 1197 | EYTEMIS Sevilay | TUR | 3 APR 1993 | 10 | DNF | |
| | 768 | FLORES MUNOZ Brenda Eunice | MEX | 4 SEP 1991 | 12 | DNF | |
| | 1202 | KOKU Busra Nur | TUR | 26 MAR 1996 | 11 | DNF | |
| | 1194 | AYDEMIR Esmâ | TUR | 1 JAN 1992 | 2 | DNS | |
| | 109 | CORNEJO ALIAGA Claudia Alejand | BOL | 23 JUL 1989 | 19 | DNS | |
| | 254 | PANTOJA HIDALGO Lina Maritza | COL | 11 FEB 1996 | 16 | DNS | |

| | | | | |
|----------------------------|-------|----------|-----|---------------------|
| Intermediate Times: | 1000m | 3:15.21 | 600 | MUNEHISA Yuki (JPN) |
| | 2000m | 6:31.43 | 600 | MUNEHISA Yuki (JPN) |
| | 3000m | 9:51.34 | 600 | MUNEHISA Yuki (JPN) |
| | 4000m | 13:12.94 | 600 | MUNEHISA Yuki (JPN) |
| | 5000m | 16:36.66 | 600 | MUNEHISA Yuki (JPN) |
| | 6000m | 20:00.54 | 600 | MUNEHISA Yuki (JPN) |
| | 7000m | 23:26.29 | 600 | MUNEHISA Yuki (JPN) |
| | 8000m | 26:50.66 | 600 | MUNEHISA Yuki (JPN) |
| | 9000m | 30:15.40 | 600 | MUNEHISA Yuki (JPN) |



TAIPEI STADIUM
臺北田徑場

TAIPEI 2017 WED 周三
29th SUMMER UNIVERSIADE 23 AUG 2017
19:45

ATHLETICS
田徑

WOMEN'S 10000M
女子10000公尺

FINAL



RESULTS

成績

| | | | | | |
|---------------------------|-----------------|-----------------------|-----|----------------------|-------------|
| WORLD RECORD | 29:17.45 | AYANA Almaz | ETH | Río de Janeiro (BRA) | 12 AUG 2016 |
| UNIVERSIADE RECORD | 31:46.43 | GHICAN Viorica | ROU | Duisburg (GER) | 29 AUG 1989 |

Weather conditions

Temperature: 30°C

Humidity: 71%

Conditions: Cloudy

Legend:

| | | | | | | | |
|------------|----------------|------------|---------------|-----------|---------------|-----------|------|
| DNF | Did not Finish | DNS | Did not Start | PB | Personal Best | Rk | Rank |
|------------|----------------|------------|---------------|-----------|---------------|-----------|------|





RESULTS

成績

| | | | | |
|---------------------------|----------------|---------------------------|------------------|-------------|
| WORLD RECORD | 1:40.91 | RUDISHA David | KEN London (GBR) | 9 AUG 2012 |
| UNIVERSIADE RECORD | 1:43.40 | JUANTORENA Alberto | CUB Sofia (BUL) | 21 AUG 1977 |

SEMIFINAL 1 Start Time: 18:30

| Rk | Bib Name | NUSF Code | Date of Birth | Lane | Result |
|---------------------|---------------------------|-----------|---------------|------|--------------------|
| 1 | 383 LUSINE Aymeric | FRA | 13 SEP 1995 | 3 | 1:48.04 Q |
| 2 | 885 KUCIAPSKI Artur | POL | 26 DEC 1993 | 8 | 1:48.36 Q |
| 3 | 47 KNUCKEY Stephen Joseph | AUS | 3 NOV 1994 | 5 | 1:48.39 q |
| 4 | 968 UYS Hendrik Jacobus | RSA | 4 JUN 1992 | 6 | 1:48.66 q |
| 5 | 710 MICKUS Benediktas | LTU | 26 MAR 1997 | 1 | 1:49.35 |
| 6 | 271 HODBOD Lukas | CZE | 2 MAR 1996 | 4 | 1:49.40 |
| 7 | 171 SMITH Tyler Jordan | CAN | 2 JUL 1994 | 7 | 1:50.90 |
| 8 | 631 KITUR Kelvin | KEN | 26 JUN 1996 | 2 | 1:51.93 |
| Intermediate Times: | | 400m | 53.41 | 631 | KITUR Kelvin (KEN) |

SEMIFINAL 2 Start Time: 18:37

| Rk | Bib Name | NUSF Code | Date of Birth | Lane | Result |
|---------------------|---------------------------|-----------|---------------|------|----------------------------|
| 1 | 969 VAN RENSBURG Rynardt | RSA | 23 MAR 1992 | 4 | 1:48.97 Q |
| 2 | 277 SNEJDR Filip | CZE | 16 APR 1995 | 5 | 1:49.04 Q |
| 3 | 387 MISCHLER Baptiste | FRA | 23 NOV 1997 | 1 | 1:49.07 |
| 4 | 1182 ATES Levent | TUR | 20 MAR 1991 | 2 | 1:49.31 |
| 5 | 5 ABDENOUIZ Ramzi | ALG | 23 MAY 1993 | 6 | 1:49.94 |
| 6 | 1224 GUTSOL Ievgen | UKR | 13 MAY 1990 | 8 | 1:49.97 |
| 7 | 534 EL KABBOURI Soufiane | ITA | 5 MAR 1993 | 3 | 1:50.45 |
| 8 | 120 CEZARIO ABRAO Cleiton | BRA | 8 SEP 1989 | 7 | 1:54.16 |
| Intermediate Times: | | 400m | 55.20 | 534 | EL KABBOURI Soufiane (ITA) |

SEMIFINAL 3 Start Time: 18:44

| Rk | Bib Name | NUSF Code | Date of Birth | Lane | Result |
|---------------------|---------------------------------|-----------|---------------|------|-----------------------------------|
| 1 | 752 LOPEZ ALVAREZ Jesus Tonatiu | MEX | 2 AUG 1997 | 7 | 1:48.23 Q PB |
| 2 | 8 BELBACHIR Mohamed | ALG | 11 JAN 1994 | 5 | 1:48.30 Q |
| 3 | 888 ROZMYS Michal | POL | 13 MAR 1995 | 3 | 1:48.71 |
| 4 | 395 BOWNESS James Sydney | GBR | 26 NOV 1991 | 6 | 1:48.78 |
| 5 | 1093 ENGHOLM Elmar Bjoern Lo | SWE | 2 OCT 1992 | 1 | 1:49.03 PB |
| 6 | 86 BOTTERMAN Aaron Ivan G | BEL | 1 MAY 1994 | 8 | 1:49.45 |
| 7 | 426 KESSLER Christoph Danie | GER | 28 APR 1995 | 4 | 1:50.13 |
| 8 | 98 DILL Shaquille Allen | BER | 4 SEP 1993 | 2 | 1:54.70 |
| Intermediate Times: | | 400m | 54.76 | 752 | LOPEZ ALVAREZ Jesus Tonatiu (MEX) |

Qualification: First 2 in each heat (Q) and the next 2 fastest (q) advance to the Final

Weather conditions at the beginning of the 1st heat

Temperature: 32°C Humidity: 67% Conditions: Thunderstorm

| | | | | |
|----------------|-------------------------|----------------------------|-----------------------------|----------------|
| Legend: | PB Personal Best | q Qualified by time | Q Qualified by place | Rk Rank |
|----------------|-------------------------|----------------------------|-----------------------------|----------------|



RESULTS

成績

| | | | | |
|---------------------------|----------------|---------------------------|---------------------|-------------|
| WORLD RECORD | 3:26.00 | EL GUERROUJ Hicham | MAR Roma (ITA) | 14 JUL 1998 |
| UNIVERSIADE RECORD | 3:38.43 | AOUITA Said | MAR Bucuresti (ROU) | 22 JUL 1981 |

HEAT 1 Start Time: 19:05

| Rk | Bib | Name | NUSF Code | Date of Birth | Order | Result |
|----------------------------|------|-------------------------|-----------|---------------|------------------------------|--------------|
| 1 | 726 | GRETHEN Charles | LUX | 2 JUN 1992 | 3 | 3:43.62 Q |
| 2 | 418 | BENITZ Timo | GER | 24 DEC 1991 | 13 | 3:43.93 Q |
| 3 | 396 | DAVIES Jonathan Stuart | GBR | 28 OCT 1994 | 2 | 3:43.95 Q |
| 4 | 706 | BERTASIUS Simas | LTU | 31 OCT 1993 | 12 | 3:44.33 q PB |
| 5 | 12 | HEDEILLI Takeddine | ALG | 6 JUN 1996 | 5 | 3:44.49 q |
| 6 | 873 | BORKOWSKI Mateusz | POL | 2 APR 1997 | 8 | 3:45.29 q SB |
| 7 | 1061 | RAESS Jonas | SUI | 8 MAR 1994 | 7 | 3:45.51 |
| 8 | 378 | CASSE Martin | FRA | 23 JUN 1990 | 1 | 3:46.08 |
| 9 | 1215 | TURIHOHABWE Fortunat | UGA | 1 JUL 1993 | 11 | 3:48.20 PB |
| 10 | 534 | EL KABBOURI Soufiane | ITA | 5 MAR 1993 | 6 | 3:49.22 |
| 11 | 642 | DZHOLOMANOV Musulman | KGZ | 21 JUN 1997 | 14 | 3:51.34 PB |
| 12 | 927 | ROCHA Hugo | POR | 27 JUN 1997 | 4 | 3:55.49 |
| 13 | 837 | AL AAMRI Ahmed Ali Said | OMA | 1 FEB 1995 | 9 | 4:00.64 |
| 14 | 449 | ALI Mohammed Shafic | GHA | 11 JUN 1994 | 10 | 4:07.15 |
| Intermediate Times: | | 400m | 1:02.46 | 927 | ROCHA Hugo (POR) | |
| | | 800m | 2:05.79 | 396 | DAVIES Jonathan Stuart (GBR) | |
| | | 1200m | 3:03.00 | 396 | DAVIES Jonathan Stuart (GBR) | |

HEAT 2 Start Time: 19:12

| Rk | Bib | Name | NUSF Code | Date of Birth | Order | Result |
|----------------------------|------|-----------------------------------|-----------|---------------|----------------------|------------|
| 1 | 386 | MIELLET Alexis | FRA | 5 MAY 1995 | 1 | 3:46.76 Q |
| 2 | 755 | MARTINEZ ESTRADA Fernando Daniel | MEX | 30 MAY 1993 | 7 | 3:46.88 Q |
| 3 | 44 | HOCKEY Isaac Arthur | AUS | 22 AUG 1997 | 6 | 3:46.88 Q |
| 4 | 530 | BUSSOTTI NEVES JUNIOR Joao C. | ITA | 10 MAY 1993 | 10 | 3:46.89 |
| 5 | 152 | BELLEMORE Corey James Hen | CAN | 1 DEC 1994 | 2 | 3:46.95 |
| 6 | 1093 | ENGHOLM Elmar Bjoern Lo | SWE | 2 OCT 1992 | 5 | 3:46.95 |
| 7 | 1182 | ATES Levent | TUR | 20 MAR 1991 | 14 | 3:47.85 |
| 8 | 961 | MOTSAU Jeremiah Lereko | RSA | 12 MAR 1990 | 8 | 3:49.22 |
| 9 | 289 | CHO Mihn Kyun | DEN | 29 NOV 1994 | 4 | 3:49.38 PB |
| 10 | 829 | ROGERS Simon Anthony | NZL | 1 OCT 1989 | 12 | 3:50.74 |
| 11 | 201 | JARPA GALLEGOS Cristofer Orlan | CHI | 29 NOV 1995 | 11 | 3:53.24 |
| 12 | 1032 | ABEYKOON JAYASUNDARA M. Oshada D. | SRI | 8 SEP 1995 | 9 | 3:59.32 SB |
| 13 | 249 | ROMERO ROA Oscar Andres | COL | 14 SEP 1993 | 13 | 4:00.41 |
| 14 | 845 | AL SUBEIH Mazine Khalifa S | OMA | 25 JAN 1996 | 3 | 4:28.92 |
| Intermediate Times: | | 400m | 1:03.38 | 386 | MIELLET Alexis (FRA) | |
| | | 800m | 2:07.16 | 386 | MIELLET Alexis (FRA) | |
| | | 1200m | 3:06.24 | 386 | MIELLET Alexis (FRA) | |



TAIPEI STADIUM
臺北田徑場

TAIPEI 2017 WED 周三
29th SUMMER UNIVERSIADE 23 AUG 2017
19:05

ATHLETICS
田徑

MEN'S 1500M
男子1500公尺

ROUND 1



RESULTS

成績

| | | | | |
|---------------------------|----------------|---------------------------|---------------------|-------------|
| WORLD RECORD | 3:26.00 | EL GUERROUJ Hicham | MAR Roma (ITA) | 14 JUL 1998 |
| UNIVERSIADE RECORD | 3:38.43 | AOUITA Said | MAR Bucuresti (ROU) | 22 JUL 1981 |

HEAT 3 Start Time: 19:19

| Rk | Bib | Name | NUSF Code | Date of Birth | Order | Result |
|----------------------------|------|-------------------------------|-----------|---------------|--------------------------------|-----------|
| 1 | 882 | KALINOWSKI Grzegorz Mateus | POL | 22 SEP 1990 | 4 | 3:49.14 Q |
| 2 | 960 | MOKOPANE Rantso Alfred | RSA | 8 AUG 1994 | 11 | 3:49.84 Q |
| 3 | 168 | PETERSON Cole Henry Andr | CAN | 22 AUG 1993 | 12 | 3:50.12 Q |
| 4 | 355 | AYALNEH Zemen Addis | ETH | 15 MAY 1999 | 5 | 3:50.43 |
| 5 | 88 | CLAUS Pieter | BEL | 1 MAR 1993 | 7 | 3:50.97 |
| 6 | 291 | DAHL-JESSEN Mikkel | DEN | 20 DEC 1994 | 2 | 3:51.20 |
| 7 | 13 | KHELILI Abderezak | ALG | 21 JAN 1997 | 13 | 3:51.45 |
| 8 | 51 | PYKE Adam James | AUS | 27 NOV 1995 | 9 | 3:52.77 |
| 9 | 511 | KELLY Kevin | IRL | 11 AUG 1995 | 1 | 3:53.77 |
| 10 | 204 | PALMA FONTEALVA Ruben Gerardo | CHI | 17 OCT 1993 | 3 | 3:54.97 |
| 11 | 267 | DIMITRIOU Christos | CYP | 22 SEP 1993 | 14 | 3:55.96 |
| 12 | 1214 | ONGOM Timothy Ambrose | UGA | 10 MAR 1994 | 8 | 4:00.77 |
| 13 | 247 | LEON DELGADO Victor Manuel | COL | 16 SEP 1995 | 6 | 4:09.90 |
| 14 | 669 | ALMUYIDI Ahmed Amer I | KSA | 4 DEC 1997 | 10 | 4:28.53 |
| Intermediate Times: | | 400m | 1:04.16 | 168 | PETERSON Cole Henry Andr (CAN) | |
| | | 800m | 2:10.26 | 355 | AYALNEH Zemen Addis (ETH) | |
| | | 1200m | 3:07.76 | 355 | AYALNEH Zemen Addis (ETH) | |

Qualification: First 3 in each heat (Q) and the next 3 fastest (q) advance to the Final

Weather conditions at the beginning of the 1st heat

Temperature: 30°C Humidity: 71% Conditions: Cloudy

| | | | | | | |
|----------------|---------------|----------|--------------------|----------|-------------------|----------------|
| Legend: | | | | | | |
| PB | Personal Best | Q | Qualified by place | q | Qualified by time | Rk Rank |
| SB | Season Best | | | | | |



RESULTS

成績

| | | | | |
|---------------------------|-----------------|------------------------|-------------------|-------------|
| WORLD RECORD | 12:37.35 | BEKELE Kenenisa | ETH Hengelo (NED) | 31 MAY 2004 |
| UNIVERSIADE RECORD | 13:35.89 | IBRAHIMOV Hayle | AZE Kazan (RUS) | 12 JUL 2013 |

HEAT 1 Start Time: 21:10

| Rk | Bib | Name | NUSF Code | Date of Birth | Order | Result |
|----------------------------|------|----------------------------------|-----------|---------------|-------------------------------------------|----------------------|
| 1 | 937 | SOARE Nicolae Alexand | ROU | 20 SEP 1991 | 3 | 14:33.08 Q |
| 2 | 48 | BAHATI Sadic | UGA | 30 NOV 1992 | 15 | 14:33.65 Q |
| 3 | 945 | ANDREAS Jeromy | RSA | 28 FEB 1992 | 9 | 14:34.18 Q |
| 4 | 1188 | OZDEMIR Ramazan | TUR | 6 JUL 1991 | 2 | 14:34.54 Q |
| 5 | 1258 | BARRAZA Brian Arthur | USA | 16 MAY 1995 | 7 | 14:34.87 Q |
| 6 | 498 | TADVI Kisan Narshi | IND | 10 JAN 1998 | 8 | 14:35.83 q PB |
| 7 | 706 | BERTASIUS Simas | LTU | 31 OCT 1993 | 4 | 14:39.41 |
| 8 | 169 | PROUDFOOT Ross Clayton | CAN | 4 JUL 1992 | 12 | 14:45.75 |
| 9 | 755 | MARTINEZ ESTRADA Fernando Daniel | MEX | 30 MAY 1993 | 1 | 14:52.65 |
| 10 | 303 | SKOV Kasper | DEN | 27 JUL 1992 | 13 | 15:07.73 |
| 11 | 58 | WANG Hao | CHN | 25 MAR 1995 | 11 | 15:29.05 |
| 12 | 1041 | NAWASINGHE MUDIY C | SRI | 3 JAN 1992 | 16 | 15:29.70 SB |
| 13 | 64 | ODBAYAR Boldoo | MGL | 17 MAR 1993 | 17 | 15:31.53 |
| 14 | 11 | HAMI Aimen | ALG | 24 NOV 1991 | 10 | 15:34.82 |
| 15 | 1292 | SIYOTO Siyambango | ZAM | 28 AUG 1996 | 6 | 16:55.74 |
| 16 | 840 | AL JASHEMI Mahmood Abdulla | OMA | 12 NOV 1997 | 14 | 16:56.11 |
| | 864 | PRADO Lloyd | PHI | 13 DEC 1997 | 5 | DNS |
| Intermediate Times: | | 1000m | 3:03.56 | 1041 | NAWASINGHE MUDIYANSELAGE Chanuka C. (SRI) | |
| | | 2000m | 6:06.30 | 64 | ODBAYAR Boldoo (MGL) | |
| | | 3000m | 9:01.01 | 755 | MARTINEZ ESTRADA Fernando Daniel (MEX) | |
| | | 4000m | 11:52.65 | 937 | SOARE Nicolae Alexand (ROU) | |



RESULTS

成績

| | | | | |
|---------------------------|-----------------|------------------------|-------------------|-------------|
| WORLD RECORD | 12:37.35 | BEKELE Kenenisa | ETH Hengelo (NED) | 31 MAY 2004 |
| UNIVERSIADE RECORD | 13:35.89 | IBRAHIMOV Hayle | AZE Kazan (RUS) | 12 JUL 2013 |

HEAT 2 Start Time: 21:35

| Rk | Bib | Name | NUSF Code | Date of Birth | Order | Result | |
|----------------------------|------|----------------------------|-----------|---------------|------------------------------|----------|----|
| 1 | 355 | AYALNEH Zemen Addis | ETH | 15 MAY 1999 | 4 | 14:23.12 | Q |
| 2 | 1061 | RAESS Jonas | SUI | 8 MAR 1994 | 10 | 14:24.45 | Q |
| 3 | 509 | BERGIN Matthew Christo | IRL | 2 MAR 1993 | 9 | 14:25.10 | Q |
| 4 | 396 | DAVIES Jonathan Stuart | GBR | 28 OCT 1994 | 2 | 14:25.43 | Q |
| 5 | 376 | BARRER Francois | FRA | 8 JUN 1993 | 1 | 14:26.02 | Q |
| 6 | 90 | DEBOGNIES Simon | BEL | 16 JUL 1996 | 14 | 14:28.54 | q |
| 7 | 79 | VOJTA Andreas | AUT | 9 JUN 1989 | 8 | 14:29.78 | q |
| 8 | 785 | FOPPEN Mike | NED | 29 NOV 1996 | 12 | 14:30.22 | q |
| 9 | 301 | NIJHUIS Thijs Matthias | DEN | 20 SEP 1992 | 16 | 14:30.81 | q |
| 10 | 961 | MOTSAU Jeremiah Lereko | RSA | 12 MAR 1990 | 13 | 14:44.23 | PB |
| 11 | 1079 | DUREC Peter | SVK | 12 SEP 1992 | 5 | 14:51.36 | |
| 12 | 750 | ESPARZA PEREZ Jose Juan | MEX | 26 AUG 1990 | 6 | 15:10.22 | |
| 13 | 65 | LEON DELGADO Victor Manuel | COL | 16 SEP 1995 | 11 | 15:49.76 | |
| 14 | 69 | LIU Tao | CHN | 10 FEB 1994 | 17 | 15:50.70 | |
| 15 | 844 | AL RASHDI Ayuob Yaqoob Sa | OMA | 6 SEP 1996 | 18 | 16:48.71 | |
| | 12 | HEDEILLI Takieddine | ALG | 6 JUN 1996 | 7 | DNS | |
| | 39 | KATEREGGA John | UGA | 5 MAY 1994 | 3 | DNS | |
| | 581 | SHIOJIRI Kazuya | JPN | 8 NOV 1996 | 15 | DNS | |
| Intermediate Times: | | 1000m | 2:54.66 | 396 | DAVIES Jonathan Stuart (GBR) | | |
| | | 2000m | 5:50.16 | 79 | VOJTA Andreas (AUT) | | |
| | | 3000m | 8:45.47 | 396 | DAVIES Jonathan Stuart (GBR) | | |
| | | 4000m | 11:38.91 | 396 | DAVIES Jonathan Stuart (GBR) | | |

Qualification: First 5 in each heat (Q) and the next 5 fastest (q) advance to the Final

Weather conditions at the beginning of the 1st heat

Temperature: 34°C Humidity: 55% Conditions: Sunny

| | | | | |
|----------------|--------------------------|-------------------------|-----------------------------|----------------------------|
| Legend: | DNS Did not Start | PB Personal Best | Q Qualified by place | q Qualified by time |
| Rk Rank | SB Season Best | | | |



RESULTS

成績

| | | | | |
|---------------------------|----------------|------------------------------|-------------------|-------------|
| WORLD RECORD | 1:53.28 | KRATOCHVÍLOVÁ Jarmila | TCH München (GER) | 26 JUL 1983 |
| UNIVERSIADE RECORD | 1:56.88 | COLOVIC Slobodank | YUG Zagreb (CRO) | 19 JUL 1987 |

SEMIFINAL 1 Start Time: 20:05

| Rk | Bib Name | NUSF Code | Date of Birth | Lane | Result |
|----|------------------------------|-----------|---------------|------|------------------|
| 1 | 1216 AJOK Docus | UGA | 12 JUL 1994 | 7 | 2:03.13 Q |
| 2 | 63 GRIFFITH Georgia Helen | AUS | 5 DEC 1996 | 4 | 2:03.17 Q |
| 3 | 414 TRACEY Adelle Roshumba | GBR | 27 MAY 1993 | 5 | 2:03.30 Q |
| 4 | 729 MATHIAS Charline Kyra C | LUX | 23 MAY 1992 | 6 | 2:03.59 |
| 5 | 269 EVANGELIDOU Natalia | CYP | 10 MAR 1991 | 3 | 2:03.92 |
| 6 | 198 WESTAWAY Jenna Rae Eilee | CAN | 19 JUN 1994 | 8 | 2:04.59 |
| 7 | 1031 TERZIC Amela | SRB | 2 JAN 1993 | 2 | 2:07.54 |
| 8 | 719 ELENSKA Monika | LTU | 17 FEB 1996 | 1 | 2:07.62 |

Intermediate Times: 400m 1:01.21 414 TRACEY Adelle Roshumba (GBR)

SEMIFINAL 2 Start Time: 20:11

| Rk | Bib Name | NUSF Code | Date of Birth | Lane | Result |
|----|--------------------------------|-----------|---------------|------|---------------------|
| 1 | 266 ALMANZA BLANCO Rose Mary | CUB | 13 JUL 1992 | 5 | 2:02.22 Q |
| 2 | 1248 LIAKHOVA Olga | UKR | 18 MAR 1992 | 3 | 2:02.57 Q |
| 3 | 483 KERI Bianka | HUN | 19 APR 1994 | 4 | 2:02.64 Q |
| 4 | 913 MIKIEWICZ-LAPINSKA Paulina | POL | 13 JUL 1992 | 1 | 2:03.21 q PB |
| 5 | 437 HERING Christina Annik | GER | 9 OCT 1994 | 6 | 2:03.58 q |
| 6 | 175 AUBRY Rachel | CAN | 18 MAY 1990 | 7 | 2:04.79 |
| 7 | 541 BALDESSARI Irene | ITA | 21 JAN 1993 | 8 | 2:05.05 |
| 8 | 18 HADDAR Dihia | ALG | 29 APR 1995 | 2 | 2:05.46 |

Intermediate Times: 400m 1:00.28 266 ALMANZA BLANCO Rose Mary (CUB)

Qualification: First 3 in each heat (Q) and the next 2 fastest (q) advance to the Final

Weather conditions at the beginning of the 1st heat

Temperature: 28°C Humidity: 84% Conditions: Partly cloudy

| | | | | | | | |
|----------------|---------------|---|-------------------|---|--------------------|----|------|
| Legend: | Personal Best | q | Qualified by time | Q | Qualified by place | Rk | Rank |
|----------------|---------------|---|-------------------|---|--------------------|----|------|



RESULTS

成績

| | | | | |
|---------------------------|----------------|------------------------------|-------------------|-------------|
| WORLD RECORD | 1:53.28 | KRATOCHVÍLOVÁ Jarmila | TCH München (GER) | 26 JUL 1983 |
| UNIVERSIADE RECORD | 1:56.88 | COLOVIC Slobodank | YUG Zagreb (CRO) | 19 JUL 1987 |

HEAT 1 Start Time: 18:00

| Rk | Bib | Name | NUSF Code | Date of Birth | Lane | Result |
|---------------------|------|--------------------------|-----------|---------------|--------------------------------|--------------|
| 1 | 266 | ALMANZA BLANCO Rose Mary | CUB | 13 JUL 1992 | 1 | 2:03.78 Q |
| 2 | 1216 | AJOK Docus | UGA | 12 JUL 1994 | 6 | 2:04.14 Q |
| 3 | 63 | GRIFFITH Georgia Helen | AUS | 5 DEC 1996 | 5 | 2:04.17 Q |
| 4 | 541 | BALDESSARI Irene | ITA | 21 JAN 1993 | 7 | 2:04.96 q |
| 5 | 18 | HADDAR Dihia | ALG | 29 APR 1995 | 2 | 2:05.07 q PB |
| 6 | 822 | MATHISEN Julie Froeslev | NOR | 21 MAY 1993 | 8 | 2:10.72 |
| 7 | 871 | PAMATIAN Louielyn | PHI | 14 JAN 1997 | 3 | 2:17.95 |
| | 1010 | KAVKA Eva | SLO | 14 OCT 1993 | 4 | DQ R 163.3a |
| Intermediate Times: | | 400m | 1:01.56 | 266 | ALMANZA BLANCO Rose Mary (CUB) | |

HEAT 2 Start Time: 18:07

| Rk | Bib | Name | NUSF Code | Date of Birth | Lane | Result |
|---------------------|------|----------------------------|-----------|---------------|----------------------------------|-------------|
| 1 | 729 | MATHIAS Charline Kyra C | LUX | 23 MAY 1992 | 2 | 2:11.18 Q |
| 2 | 913 | MIKIEWICZ-LAPINSKA Paulina | POL | 13 JUL 1992 | 8 | 2:11.43 Q |
| 3 | 719 | ELENSKA Monika | LTU | 17 FEB 1996 | 7 | 2:11.69 Q |
| 4 | 704 | SELLO Tsepang | LES | 23 FEB 1997 | 5 | 2:11.93 |
| 5 | 345 | NEVOLIHIN Kelly | EST | 15 NOV 1992 | 4 | 2:11.96 |
| | 1295 | MASEKA Bertha | ZAM | 6 SEP 1995 | 3 | DQ R 163.3a |
| | 806 | EGBENIYI Abike Funmilola | NGR | 23 OCT 1994 | 6 | DNS |
| Intermediate Times: | | 400m | 1:07.77 | 913 | MIKIEWICZ-LAPINSKA Paulina (POL) | |

HEAT 3 Start Time: 18:14

| Rk | Bib | Name | NUSF Code | Date of Birth | Lane | Result |
|---------------------|------|----------------------|-----------|---------------|--------------------|------------|
| 1 | 1248 | LIAKHOVA Olga | UKR | 18 MAR 1992 | 4 | 2:04.47 Q |
| 2 | 483 | KERI Bianka | HUN | 19 APR 1994 | 5 | 2:04.51 Q |
| 3 | 1031 | TERZIC Amela | SRB | 2 JAN 1993 | 7 | 2:04.51 Q |
| 4 | 269 | EVANGELIDOU Natalia | CYP | 10 MAR 1991 | 8 | 2:04.56 q |
| 5 | 175 | AUBRY Rachel | CAN | 18 MAY 1990 | 3 | 2:06.08 q |
| 6 | 315 | OLSEN Dagmar Faester | DEN | 16 JUL 1994 | 6 | 2:08.94 SB |
| 7 | 19 | LARIBI Faten | ALG | 29 MAR 1998 | 2 | 2:12.41 |
| Intermediate Times: | | 400m | 1:02.43 | 175 | AUBRY Rachel (CAN) | |



TAIPEI STADIUM
臺北田徑場

TAIPEI 2017 WED 周三
29th SUMMER UNIVERSIADE 23 AUG 2017
18:00

ATHLETICS
田徑

WOMEN'S 800M
女子800公尺

ROUND 1



RESULTS

成績

| | | | | |
|---------------------------|----------------|------------------------------|-------------------|-------------|
| WORLD RECORD | 1:53.28 | KRATOCHVÍLOVÁ Jarmila | TCH München (GER) | 26 JUL 1983 |
| UNIVERSIADE RECORD | 1:56.88 | COLOVIC Slobodank | YUG Zagreb (CRO) | 19 JUL 1987 |

HEAT 4 Start Time: 18:21

| Rk | Bib | Name | NUSF Code | Date of Birth | Lane | Result |
|----|------|--------------------------|-----------|---------------|------|-------------------|
| 1 | 414 | TRACEY Adelle Roshumba | GBR | 27 MAY 1993 | 7 | 2:05.78 Q |
| 2 | 198 | WESTAWAY Jenna Rae Eilee | CAN | 19 JUN 1994 | 5 | 2:05.80 Q |
| 3 | 437 | HERING Christina Annik | GER | 9 OCT 1994 | 4 | 2:05.80 Q |
| 4 | 977 | NICE Anuscha | RSA | 26 AUG 1991 | 8 | 2:06.38 |
| 5 | 310 | JØRGENSEN Louise Würtz | DEN | 22 APR 1991 | 2 | 2:10.59 SB |
| 6 | 1217 | AMURON Agnes Harriet | UGA | 28 DEC 1993 | 6 | 2:18.95 |
| 7 | 1002 | KAMARA Mariama Ngaima | SLE | 22 MAR 1995 | 3 | 2:54.36 |

Intermediate Times: 400m 1:02.62 414 TRACEY Adelle Roshumba (GBR)

Qualification: First 3 in each heat (Q) and the next 4 fastest (q) advance to the Semifinal

Weather conditions at the beginning of the 1st heat

Temperature: 30°C Humidity: 71% Conditions: Cloudy

Note:
IAAF Rule 163.3a - Lane infringement

Legend:
DNS Did not Start **DQ** Disqualified **PB** Personal Best **Q** Qualified by place
q Qualified by time **R** IAAF rule **Rk** Rank **SB** Season Best



RESULTS

成績

| | | | |
|---------------------------|------------------------------|-----------------|-------------|
| WORLD RECORD | 1:16:36 SUZUKI Yusuke | JPN Nomi (JPN) | 15 MAR 2015 |
| UNIVERSIADE RECORD | 1:20:47 KRIVOV Andrey | RUS Kazan (RUS) | 9 JUL 2013 |

| Rk | Bib | Name | NUSF Code | Date of Birth | Result | Time Behind | Red Cards |
|----------------------------|------|------------------------------|-----------|---------------------------|----------------|-------------|-----------|
| 1 | 590 | YAMANISHI Toshikazu | JPN | 15 FEB 1996 | 1:27:30 | | |
| 2 | 17 | SALAZAR ENRIQUEZ Julio Cesar | MEX | 8 JUL 1993 | 1:28:20 | 0:50 | ~ |
| 3 | 580 | OIKAWA Fumitaka | JPN | 5 APR 1995 | 1:30:11 | 2:41 | ~~ |
| 4 | 757 | PALMA OLIVARES Ever Jair | MEX | 18 MAR 1992 | 1:30:23 | 2:53 | ~> |
| 5 | 758 | PALMA OLIVARES Isaac Antonio | MEX | 26 OCT 1990 | 1:30:31 | 3:01 | ~> |
| 6 | 1223 | GLAVAN Igor | UKR | 25 SEP 1990 | 1:30:39 | 3:09 | ~ |
| 7 | 577 | NODA Tomohiro | JPN | 24 JAN 1996 | 1:31:00 | 3:30 | ~> |
| 8 | 616 | SHEIKO Georgiy | KAZ | 24 AUG 1989 | 1:32:58 | 5:28 | ~ |
| 9 | 645 | CHOE Byeong Kwang | KOR | 7 APR 1991 | 1:33:08 | 5:38 | ~~ |
| 10 | 1228 | LITANIUK Valerii | UKR | 2 APR 1994 | 1:34:12 | 6:42 | >> |
| 11 | 651 | JOO Hyunmyeong | KOR | 31 MAY 1997 | 1:34:28 | 6:58 | |
| 12 | 652 | KANG Kildong | KOR | 12 JUL 1992 | 1:34:49 | 7:19 | |
| 13 | 513 | MC MANAMON Cian Michael | IRL | 10 NOV 1991 | 1:35:06 | 7:36 | ~ |
| 14 | 1077 | CERNY Dominik | SVK | 1 NOV 1997 | 1:36:10 | 8:40 | > |
| 15 | 1222 | BANZERUK Ivan | UKR | 9 FEB 1990 | 1:36:43 | 9:13 | > |
| 16 | 377 | BORDIER Gabriel | FRA | 8 OCT 1997 | 1:38:38 | 11:08 | > |
| 17 | 478 | VENYERCSAN Bence Barnabas | HUN | 8 JAN 1996 | 1:39:48 | 12:18 | > |
| 18 | 221 | ZHAO Fujian | CHN | 11 OCT 1989 | 1:40:14 | 12:44 | ~~ |
| 19 | 1225 | HRECHKOVSKYI Andrii | UKR | 30 AUG 1993 | 1:40:15 | 12:45 | >> |
| 20 | 209 | HAN Jijiang | CHN | 20 JUL 1993 | 1:40:56 | 13:26 | > |
| 21 | 218 | YAN Dexiang | CHN | 18 JUN 1993 | 1:46:30 | 19:00 | > |
| | 1083 | URADNIK Miroslav | SVK | 24 MAR 1996 | DNF | | |
| | 714 | SAVELSKIS Marius | LTU | 30 JUL 1994 | DQ | | ~>> |
| Intermediate Times: | | | | | | | |
| | 2km | 8:39 | 580 | OIKAWA Fumitaka (JPN) | | | |
| | 4km | 17:33 | 577 | NODA Tomohiro (JPN) | | | |
| | 6km | 26:24 | 580 | OIKAWA Fumitaka (JPN) | | | |
| | 8km | 35:13 | 577 | NODA Tomohiro (JPN) | | | |
| | 10km | 43:58 | 590 | YAMANISHI Toshikazu (JPN) | | | |
| | 12km | 52:31 | 590 | YAMANISHI Toshikazu (JPN) | | | |
| | 14km | 1:01:08 | 590 | YAMANISHI Toshikazu (JPN) | | | |
| | 16km | 1:09:50 | 590 | YAMANISHI Toshikazu (JPN) | | | |
| | 18km | 1:18:43 | 590 | YAMANISHI Toshikazu (JPN) | | | |

| | | | | | | | | |
|----------------|-----------|--------------|---|-----------|------------|----------------|-----------|--------------|
| Legend: | ~ | Lost contact | > | Bent knee | DNF | Did not Finish | DQ | Disqualified |
| | Rk | Rank | | | | | | |



RESULTS

成績

| | | | | |
|---------------------------|------------------------------------------|-----|--------------|-------------|
| WORLD RECORD | 58:23 TADESE Zersenay | ERI | Lisboa (POR) | 21 MAR 2010 |
| UNIVERSIADE RECORD | 1:03:32 G. SANTOS Marlison | BRA | Sicily (ITA) | 30 AUG 1997 |

| Rk | Bib | Name | NUSF Code | Date of Birth | Result | Time Behind |
|----|-----|---------------------------------|-----------|---------------|---------|-------------|
| 1 | 43 | KATANISHI Kei | JPN | 18 MAR 1997 | 1:06:09 | |
| 2 | 36 | KUDO Naoki | JPN | 5 SEP 1995 | 1:06:23 | 0:14 |
| 3 | 33 | SUZUKI Kengo | JPN | 11 JUN 1995 | 1:06:56 | 0:47 |
| 4 | 39 | KATEREGGA John | UGA | 5 MAY 1994 | 1:07:27 | 1:18 |
| 5 | 52 | KEKANA Mokofane Milton | RSA | 3 OCT 1995 | 1:08:57 | 2:48 |
| 6 | 38 | TOCHIGI Wataru | JPN | 8 MAY 1995 | 1:08:59 | 2:50 |
| 7 | 73 | TSEVEENRAVDAN Byambajav | MGL | 7 JUL 1990 | 1:09:14 | 3:05 |
| 8 | 72 | VISKERS Janis | LAT | 30 MAR 1989 | 1:09:16 | 3:07 |
| 9 | 35 | CHOU Ting-Yin | TPE | 7 JUL 1991 | 1:09:17 | 3:08 |
| 10 | 49 | YILDIRIMCI Sabahattin | TUR | 25 MAR 1994 | 1:09:30 | 3:21 |
| 11 | 66 | PATEL Ranjeet Kumar | IND | 17 DEC 1993 | 1:10:04 | 3:55 |
| 12 | 47 | SUZUKI Takato | JPN | 23 JUL 1997 | 1:10:23 | 4:14 |
| 13 | 54 | HUWILER Thomas Gael Ant | SUI | 29 SEP 1989 | 1:11:01 | 4:52 |
| 14 | 31 | MASIHLEHO Thabang Ambitio | RSA | 17 MAY 1990 | 1:11:04 | 4:55 |
| 15 | 50 | KUMBHAR Kantilal Devram | IND | 18 APR 1992 | 1:11:07 | 4:58 |
| 16 | 63 | LOPEZ RODRIGUEZ Sergio Alejandr | COL | 10 JUL 1996 | 1:11:14 | 5:05 |
| 17 | 32 | EVANS Dylan Alexander | AUS | 4 DEC 1992 | 1:11:16 | 5:07 |
| 18 | 78 | TIAN Huadong | CHN | 12 DEC 1989 | 1:11:26 | 5:17 |
| 19 | 41 | MULAUDZI Collen | RSA | 8 APR 1991 | 1:11:37 | 5:28 |
| 20 | 51 | ALICI Yusuf | TUR | 7 APR 1991 | 1:11:47 | 5:38 |
| 21 | 55 | CHOI Minyong | KOR | 10 AUG 1994 | 1:11:57 | 5:48 |
| 22 | 40 | DAMBADARJAA Gantulga | MGL | 3 FEB 1989 | 1:12:15 | 6:06 |
| 23 | 62 | ESPARZA PEREZ Jesus Arturo | MEX | 26 AUG 1990 | 1:12:27 | 6:18 |
| 24 | 68 | MORGAN Blair Andrew | CAN | 29 MAY 1993 | 1:13:17 | 7:08 |
| 25 | 46 | TASDEMIR Aykut | TUR | 20 JAN 1991 | 1:13:25 | 7:16 |
| 26 | 69 | LIU Tao | CHN | 10 FEB 1994 | 1:13:52 | 7:43 |
| 27 | 60 | NARANDULAM Munkhbayer | MGL | 28 OCT 1990 | 1:14:29 | 8:20 |
| 28 | 61 | TENG Hsin-Chuan | TPE | 28 JUN 1996 | 1:14:30 | 8:21 |
| 29 | 56 | KIM Taejin | KOR | 27 OCT 1995 | 1:14:51 | 8:42 |
| 30 | 37 | LEE Jungkook | KOR | 18 DEC 1995 | 1:15:19 | 9:10 |
| 31 | 77 | RUETTIMANN Eric Laurent | SUI | 7 DEC 1992 | 1:15:24 | 9:15 |
| 32 | 75 | EESOU Mariano Lin Co | RSA | 7 DEC 1991 | 1:15:38 | 9:29 |
| 33 | 70 | CHEN Ping-Feng | TPE | 18 SEP 1993 | 1:17:28 | 11:19 |
| 34 | 42 | AL QURAINI Abdullah Salim | OMA | 3 AUG 1990 | 1:18:35 | 12:26 |
| 35 | 74 | TURIHOHABWE Fortunate | UGA | 1 JUL 1993 | 1:18:58 | 12:49 |
| 36 | 58 | WANG Hao | CHN | 25 MAR 1995 | 1:20:17 | 14:08 |
| 37 | 67 | MIGADDE Kenneth | UGA | 9 NOV 1993 | 1:21:24 | 15:15 |
| 38 | 44 | ONGOM Timothy Ambrose | UGA | 10 MAR 1994 | 1:21:25 | 15:16 |
| 39 | 65 | LEON DELGADO Victor Manuel | COL | 16 SEP 1995 | 1:22:08 | 15:59 |
| 40 | 76 | BOLD Suvragakhairkha | MGL | 13 JAN 1992 | 1:29:57 | 23:48 |
| | 45 | BARATA Samuel | POR | 19 JUL 1993 | DNF | |
| | 34 | DE BOCK Thomas Marc A | BEL | 20 AUG 1991 | DNF | |
| | 71 | DEMIR Alper | TUR | 6 JAN 1990 | DNF | |

SB



REN'AI ROAD, TAIPEI (CITY HALL)
臺北市仁愛路段(含市府前廣場)

ATHLETICS
田徑



TAIPEI 2017 SUN 周日
29th SUMMER UNIVERSIADE 27 AUG 2017
7:15

MEN'S HALF MARATHON
男子半程馬拉松
FINAL

RESULTS

成績

| | | | | | |
|---------------------------|----------------|---------------------------|-----|--------------|-------------|
| WORLD RECORD | 58:23 | TADESE Zersenay | ERI | Lisboa (POR) | 21 MAR 2010 |
| UNIVERSIADE RECORD | 1:03:32 | G. SANTOS Marlison | BRA | Sicily (ITA) | 30 AUG 1997 |

| Rk | Bib Name | NUSF Code | Date of Birth | Result | Time Behind |
|----|-------------------|-----------|---------------|--------|-------------|
| 57 | GUNEN Vedat | TUR | 15 AUG 1989 | DNF | |
| 59 | KRASSILOV Mikhail | KAZ | 5 MAR 1990 | DNF | |
| 53 | LUNA ABURTO Saby | MEX | 6 FEB 1990 | DNF | |
| 64 | ODBAYAR Boldoo | MGL | 17 MAR 1993 | DNF | |
| 48 | BAHATI Sadic | UGA | 30 NOV 1992 | DNS | |

| | | | | |
|----------------|---------------------------|--------------------------|----------------|-----------------------|
| Legend: | DNF Did not Finish | DNS Did not Start | Rk Rank | SB Season Best |
|----------------|---------------------------|--------------------------|----------------|-----------------------|





RESULTS

成績

| | | | | | |
|---------------------------|----------------|---------------------------|-----|-----------------|-------------|
| WORLD RECORD | 1:24:38 | Liu Hong | CHN | La Coruña (ESP) | 6 JUN 2015 |
| UNIVERSIADE RECORD | 1:28:18 | KIRDYAPKINA Anisya | RUS | Gwangju (KOR) | 10 JUL 2015 |

| Rk | Bib | Name | NUSF Code | Date of Birth | Result | Time Behind | Red Cards |
|----------------------------|------|-------------------------|-----------|---------------|------------------------|-------------|-----------|
| 1 | 1241 | KASHYNA Inna | UKR | 27 SEP 1991 | 1:39:44 | | |
| 2 | 3 | ZHANG Xin | CHN | 17 AUG 1989 | 1:41:18 | 1:34 | ~ |
| 3 | 372 | NEUVONEN Elisa Pauliina | FIN | 19 MAR 1991 | 1:42:50 | 3:06 | |
| 4 | 486 | RECSEI Rita | HUN | 30 JAN 1996 | 1:43:46 | 4:02 | ~ |
| 5 | 931 | RIBEIRO Mara | POR | 11 MAY 1995 | 1:44:14 | 4:30 | |
| 6 | 979 | OOSTHUIZEN Anel | RSA | 22 APR 1995 | 1:44:41 | 4:57 | ~ |
| 7 | 1255 | TSVILII Alina | UKR | 18 SEP 1994 | 1:45:25 | 5:41 | >> |
| 8 | 235 | ZHAO Huimin | CHN | 12 OCT 1993 | 1:45:48 | 6:04 | |
| 9 | 1250 | MYRONCHUK Valentyna | UKR | 10 AUG 1994 | 1:46:52 | 7:08 | |
| 10 | 625 | REPINA Polina | KAZ | 29 JUN 1990 | 1:51:00 | 11:16 | |
| 11 | 1239 | HAVRYLIUK Tamara | UKR | 14 DEC 1995 | 1:51:21 | 11:37 | |
| 12 | 1154 | CHANG Chia-Feng | TPE | 15 AUG 1993 | 1:51:31 | 11:47 | ~ |
| 13 | 234 | ZHANG Yan | CHN | 3 JAN 1997 | 1:52:06 | 12:22 | ~ |
| 14 | 253 | MARINO FONSECA Carolina | COL | 18 AUG 1994 | 1:53:39 | 13:55 | |
| 15 | 866 | CAPIOSO Ma. Elizabeth | PHI | 29 MAY 1995 | 2:14:24 | 34:40 | |
| | 702 | KARAM Sandy | LBN | 14 FEB 1996 | DNF | | |
| | 226 | MA Yiming | CHN | 10 SEP 1997 | DNF | | |
| | 484 | KOVACS Barbara | HUN | 26 JUL 1993 | DQ | | ~~~ |
| | 73 | PICKLES Jessica Ashleig | AUS | 9 FEB 1994 | DQ | | ~~> |
| | 1302 | PONIKVAR Katja | SLO | 29 OCT 1996 | DQ | | >>> |
| | 507 | Priyanka | IND | 10 MAR 1996 | DQ | | >>> |
| Intermediate Times: | | 2km | 9:55 | 1239 | HAVRYLIUK Tamara (UKR) | | |
| | | 4km | 19:35 | 979 | OOSTHUIZEN Anel (RSA) | | |
| | | 6km | 29:29 | 979 | OOSTHUIZEN Anel (RSA) | | |
| | | 8km | 39:35 | 1241 | KASHYNA Inna (UKR) | | |
| | | 10km | 49:23 | 1241 | KASHYNA Inna (UKR) | | |
| | | 12km | 59:13 | 1241 | KASHYNA Inna (UKR) | | |
| | | 14km | 1:09:16 | 1241 | KASHYNA Inna (UKR) | | |
| | | 16km | 1:19:24 | 1241 | KASHYNA Inna (UKR) | | |
| | | 18km | 1:29:35 | 1241 | KASHYNA Inna (UKR) | | |

Legend:

| | | | | | | | |
|-----------|--------------|---|-----------|------------|----------------|-----------|--------------|
| ~ | Lost contact | > | Bent knee | DNF | Did not Finish | DQ | Disqualified |
| Rk | Rank | | | | | | |



RESULTS

成績

| | | | | |
|---------------------------|----------------|----------------------------|------------------|-------------|
| WORLD RECORD | 1:04:52 | JEPKOSGEI Joyciline | KEN Praha (CZE) | 1 APR 2017 |
| UNIVERSIADE RECORD | 1:11:49 | SOTANI Mari | JPN Sicily (ITA) | 31 AUG 1997 |

| Rk | Bib | Name | NUSF Code | Date of Birth | Result | Time Behind |
|----|-----|--------------------------------|-----------|---------------|----------------|-------------|
| 1 | 21 | MUNEHISA Yuki | JPN | 15 DEC 1997 | 1:13:48 | |
| 2 | 4 | AYDEMIR Esma | TUR | 1 JAN 1992 | 1:14:28 | 0:40 |
| 3 | 5 | FUKUI Saki | JPN | 25 MAR 1996 | 1:14:37 | 0:49 |
| 4 | 2 | FURUYA Kanade | JPN | 10 APR 1996 | 1:15:10 | 1:22 |
| 5 | 7 | IZUMIDA Maki | JPN | 22 JAN 1996 | 1:16:24 | 2:36 |
| 6 | 11 | AMRHEIN Fabienne | GER | 25 NOV 1992 | 1:17:10 | 3:22 |
| 7 | 15 | EYTEMIS Sevilay | TUR | 3 APR 1993 | 1:18:25 | 4:37 |
| 8 | 14 | DOS SANTOS SILVA Valdilene | BRA | 18 DEC 1991 | 1:18:29 | 4:41 |
| 9 | 26 | HUA Shaoqing | CHN | 12 FEB 1994 | 1:18:33 | 4:45 |
| 10 | 25 | TSAO Chun-Yu | TPE | 5 NOV 1991 | 1:19:05 | 5:17 |
| 11 | 10 | YAMAGUCHI Kasumi | JPN | 21 NOV 1997 | 1:21:55 | 8:07 |
| 12 | 28 | YOU Ya-Jyun | TPE | 9 DEC 1990 | 1:21:57 | 8:09 |
| 13 | 19 | AKPINAR Sebahat | TUR | 20 JUL 1993 | 1:22:20 | 8:32 |
| 14 | 27 | DEMIR Fatma | TUR | 5 MAY 1996 | 1:23:41 | 9:53 |
| 15 | 18 | SAAYMAN Letitia | RSA | 28 OCT 1992 | 1:23:57 | 10:09 |
| 16 | 17 | KOKU Busra Nur | TUR | 26 MAR 1996 | 1:24:01 | 10:13 |
| 17 | 24 | YIN Anna | CHN | 23 MAR 1992 | 1:24:24 | 10:36 |
| 18 | 12 | CHEN Yu-Hsuan | TPE | 16 JAN 1993 | 1:24:50 | 11:02 |
| 19 | 8 | DIETSCHI Evelyne | SUI | 4 MAR 1996 | 1:25:34 | 11:46 |
| 20 | 23 | LJUBI Klara | SLO | 24 DEC 1993 | 1:26:27 | 12:39 |
| 21 | 22 | LIU Qinghong | CHN | 1 APR 1996 | 1:27:27 | 13:39 |
| 22 | 3 | CHANG Chih-Hsuan | TPE | 7 OCT 1994 | 1:31:27 | 17:39 |
| 23 | 13 | BALOYI Thembi Lucia | RSA | 7 JAN 1989 | 1:37:26 | 23:38 |
| 24 | 9 | ZHU Lin | CHN | 30 JUL 1996 | 1:37:57 | 24:09 |
| | 6 | JEONG Daeun | KOR | 9 MAY 1997 | DNF | |
| | 16 | SCOTT Tanya | RSA | 27 FEB 1990 | DNF | |
| | 1 | XIA Yuyu | CHN | 1 MAR 1998 | DNF | |
| | 20 | CORNEJO ALIAGA Claudia Alejand | BOL | 23 JUL 1989 | DNS | |

Legend:

DNF Did not Finish DNS Did not Start Rk Rank



TAIPEI STADIUM
臺北田徑場

TAIPEI 2017 FRI 周五
29TH SUMMER UNIVERSIADE 25 AUG 2017
18:30

ATHLETICS
田徑

MEN'S HIGH JUMP
男子跳高

FINAL



RESULTS

成績

| | | | |
|---------------------------|------------------------------|---------------------|-------------|
| WORLD RECORD | 2.45 SOTOMAYOR Javier | CUB Salamanca (ESP) | 27 JUL 1993 |
| UNIVERSIADE RECORD | 2.41 PAKLIN Igor | URS Kobe (JPN) | 4 SEP 1985 |

| Rk | Bib | Name | NUSF Code | Date of Birth | 2.05 | 2.10 | 2.15 | 2.20 | 2.23 | 2.26 | 2.29 | Result | |
|----|------|-------------------------|-----------|---------------|------|------|------|------|------|------|------|--------|-----|
| | | | | | 2.31 | | | | | | | | |
| 1 | 430 | WENDRICH Falk Henning | GER | 12 JUN 1995 | - | O | O | O | O | O | XXO | 2.29 | PB |
| | | | | | XXX | | | | | | | | |
| 2 | 536 | FASSINOTTI Marco | ITA | 29 APR 1989 | - | XO | O | O | O | XXO | XXO | 2.29 | SB |
| | | | | | XXX | | | | | | | | |
| 3 | 1135 | HSIANG Chun-Hsien | TPE | 4 SEP 1993 | - | - | O | O | - | O | XXX | 2.26 | SB |
| | | | | | | | | | | | | | |
| 4 | 404 | SMITH Allan Fraser | GBR | 6 NOV 1992 | - | - | O | O | XO | XXX | | 2.23 | |
| | | | | | | | | | | | | | |
| 5 | 708 | GLEBAUSKAS Adrijus | LTU | 20 NOV 1994 | - | O | O | XXO | XO | XXX | | 2.23 | PB |
| | | | | | | | | | | | | | |
| 6 | 523 | KROYTOR Dmitry | ISR | 18 FEB 1993 | - | O | O | O | XXO | XX- | X | 2.23 | SB |
| | | | | | | | | | | | | | |
| 7 | 955 | LINKS Mpho Benjamin | RSA | 20 JUN 1996 | - | XO | O | XXO | XXO | XXX | | 2.23 | =PB |
| | | | | | | | | | | | | | |
| 8 | 661 | WOO Sanghyeok | KOR | 23 APR 1996 | - | O | XO | O | XXX | | | 2.20 | |
| | | | | | | | | | | | | | |
| 9 | 22 | LAYOY Carlos Daniel | ARG | 26 FEB 1991 | - | XO | XO | O | XXX | | | 2.20 | SB |
| | | | | | | | | | | | | | |
| 10 | 883 | KOBIELSKI Norbert Piotr | POL | 28 JAN 1997 | O | O | O | XXX | | | | 2.15 | |
| | | | | | | | | | | | | | |
| 10 | 525 | LIBERMAN Tzur | ISR | 26 JAN 1994 | O | O | O | XX- | X | | | 2.15 | |
| | | | | | | | | | | | | | |
| 12 | 615 | LOSHKAREV Roman | KAZ | 28 OCT 1996 | XO | O | XO | XXX | | | | 2.15 | |
| | | | | | | | | | | | | | |

| | | | | | | | | |
|----------------|---|-----------|-----|---------------------|---|-----------|----|---------------|
| Legend: | - | Pass Rank | =PB | Equal Personal Best | O | Clearance | PB | Personal Best |
| Rk | | Rank | SB | Season Best | X | Failure | | |





TAIPEI STADIUM
臺北田徑場

TAIPEI 2017 SUN 周日
29TH SUMMER UNIVERSIADE 27 AUG 2017
18:00

ATHLETICS
田徑

MEN'S POLE VAULT
男子撐竿跳

FINAL



RESULTS

成績

| | | | |
|----------------------------|-------------------------------|-------------------|-------------|
| WORLD RECORD | 6.16 LAVILLENIE Renaud | FRA Donetsk (UKR) | 15 FEB 2014 |
| =UNIVERSIADE RECORD | 5.80 OTTO Björn | GER Izmir (TUR) | 18 AUG 2005 |

| Rk | Bib | Name | NUSF Code | Date of Birth | 5.00 | 5.10 | 5.20 | 5.30 | 5.40 | 5.45 | 5.50 | Result |
|----|-----|--------------------------|-----------|---------------|------|------|------|------|------|------|------|--------|
| | | | | | 5.55 | 5.60 | 5.65 | | | | | |
| 1 | 925 | FERREIRA Diogo | POR | 30 JUL 1990 | - | O | - | O | XO | - | O | 5.55 |
| | | | | | XO | XXX | | | | | | |
| 2 | 607 | GRIGORYEV Sergey | KAZ | 24 JUN 1992 | O | - | O | - | O | - | O | 5.50 |
| | | | | | - | XXX | | | | | | |
| 3 | 540 | STECCHI Claudio | ITA | 23 NOV 1991 | - | O | - | O | O | - | XXr | 5.40 |
| | | | | | | | | | | | | |
| 4 | 569 | EJIMA Masaki | JPN | 6 MAR 1999 | - | - | XXO | - | O | - | XXX | 5.40 |
| | | | | | | | | | | | | |
| 5 | 34 | ARMSTRONG A | AUS | 17 MAR 1997 | - | XO | XO | XO | XXX | | | 5.30 |
| | | | | | | | | | | | | |
| 5 | 606 | FILIPPOV Nikita | KAZ | 7 OCT 1991 | - | XXO | - | XO | XXX | | | 5.30 |
| | | | | | | | | | | | | |
| 7 | 754 | LUNA ESTES Jorge | MEX | 8 JUN 1996 | O | - | O | XXX | | | | 5.20 |
| | | | | | | | | | | | | |
| 8 | 126 | GERMANO SPINELLI Bruno | BRA | 6 APR 1997 | XO | - | XXO | XXX | | | | 5.20 |
| | | | | | | | | | | | | |
| 9 | 830 | SOUTHGATE Nicholas Colin | NZL | 9 APR 1994 | - | O | - | XXX | | | | 5.10 |
| | | | | | | | | | | | | |
| 10 | 172 | THEODORE Deryk Tsuyoshi | CAN | 18 AUG 1989 | - | XO | - | XXX | | | | 5.10 |
| | | | | | | | | | | | | |
| | 379 | COLLET Mathieu | FRA | 15 MAR 1995 | - | - | XXX | | | | | NM |
| | | | | | | | | | | | | |
| | 789 | VAN DER WIJST Koen Evan | NED | 7 AUG 1997 | XXX | | | | | | | NM |
| | | | | | | | | | | | | |

Weather conditions

Temperature: 32°C

Humidity: 67%

Conditions: Thunderstorm

| | | | | | | | | |
|----------------|---|-----------|----|-----------------|---|-----------|---|---------|
| Legend: | - | Pass Rank | NM | No Mark Failure | O | Clearance | r | Retired |
|----------------|---|-----------|----|-----------------|---|-----------|---|---------|





TAIPEI STADIUM
臺北田徑場

TAIPEI 2017 MON 周一
29th SUMMER UNIVERSIADE 28 AUG 2017
18:00

ATHLETICS
田徑

WOMEN'S HIGH JUMP
女子跳高

FINAL



RESULTS

成績

| | | | |
|---------------------------|--------------------------------|----------------|-------------|
| WORLD RECORD | 2.09 KOSTADINOVA Stefka | BUL Roma (ITA) | 30 AUG 1987 |
| UNIVERSIADE RECORD | 2.01 COSTA Silvia | CUB Kobe (JPN) | 3 SEP 1985 |

| Rk | Bib | Name | NUSF Code | Date of Birth | 1.70 | 1.75 | 1.80 | 1.84 | 1.88 | 1.91 | 1.94 | Result |
|----|------|--------------------------|-----------|---------------|------|------|------|------|------|------|------|----------|
| | | | | | 1.97 | 2.00 | | | | | | |
| 1 | 1251 | OKUNIEVA Oksana | UKR | 14 MAR 1990 | - | - | O | O | XO | O | XXO | 1.97 |
| 2 | 1237 | GERASHCHENKO Iryna | UKR | 10 MAR 1995 | - | - | O | O | O | O | XXX | 1.91 |
| 3 | 723 | PALSYTE Airine | LTU | 13 JUL 1992 | - | - | O | O | O | XO | XX- | 1.91 |
| 4 | 766 | ESQUIVEL GUZMAN X | MEX | 22 AUG 1997 | - | O | O | O | XO | XXX | | 1.88 PB |
| 4 | 436 | GRAUMANN Jossie Marie Jo | GER | 18 MAR 1994 | - | - | O | O | XO | XXX | | 1.88 |
| 4 | 780 | VUKOVIC Marija | MNE | 21 JAN 1992 | - | O | O | O | XO | XXX | | 1.88 |
| 7 | 69 | MCDERMOTT Nicola Lauren | AUS | 28 DEC 1996 | - | - | O | O | XXO | XXX | | 1.88 =PB |
| 8 | 471 | YEUNG Man Wai | HKG | 18 SEP 1994 | - | O | O | XO | XXX | | | 1.84 |
| 9 | 66 | JOYE Hannah Catherin | AUS | 4 JAN 1996 | - | O | O | XXO | XXX | | | 1.84 |
| 10 | 973 | DU PLESSIS Julia | RSA | 27 MAY 1996 | O | O | O | XXX | | | | 1.80 |
| 11 | 770 | MALDONADO CARRIZ G | MEX | 18 APR 1992 | O | O | XXO | XXX | | | | 1.80 PB |
| 12 | 1088 | DUNAJSKA Tatiana | SVK | 25 JUL 1992 | O | XXX | | | | | | 1.70 |

Weather conditions

Temperature: 32°C

Humidity: 64%

Conditions: Sunny

| | | | | | |
|----------------|-------------|-------------------------|-----------|-------------|------------------|
| Legend: | - Pass Rank | =PB Equal Personal Best | X Failure | O Clearance | PB Personal Best |
|----------------|-------------|-------------------------|-----------|-------------|------------------|





RESULTS

成績

| | | | |
|---------------------------|--------------------------------|----------------|-------------|
| WORLD RECORD | 2.09 KOSTADINOVA Stefka | BUL Roma (ITA) | 30 AUG 1987 |
| UNIVERSIADE RECORD | 2.01 COSTA Silvia | CUB Kobe (JPN) | 3 SEP 1985 |

| Rk | Bib | Name | NUSF Code | Date of Birth | 1.50 | 1.60 | 1.65 | 1.70 | 1.75 | 1.80 | 1.84 | Result |
|----|------|--------------------------|-----------|---------------|------|------|------|------|------|------|------|------------|
| | | | | | 1.88 | 1.91 | | | | | | |
| 1 | 973 | DU PLESSIS Julia | RSA | 27 MAY 1996 | - | - | O | O | O | | | 1.75 q |
| 1 | 766 | ESQUIVEL GUZMAN X | MEX | 22 AUG 1997 | - | - | - | - | O | | | 1.75 q =SB |
| 1 | 69 | MCDERMOTT Nicola Lauren | AUS | 28 DEC 1996 | - | - | - | - | O | | | 1.75 q |
| 1 | 1251 | OKUNIEVA Oksana | UKR | 14 MAR 1990 | - | - | - | O | O | | | 1.75 q |
| 1 | 780 | VUKOVIC Marija | MNE | 21 JAN 1992 | - | - | - | - | O | | | 1.75 q |
| 6 | 351 | TREIEL Teele | EST | 7 OCT 1992 | - | O | XO | O | XXX | | | 1.70 =SB |
| 7 | 1096 | SEYAMA Nonhlanhla Erikah | SWZ | 19 JAN 1994 | - | O | XO | XXO | XXX | | | 1.70 |
| | 851 | KHALID Rehma | PAK | 5 NOV 1996 | XXX | | | | | | | NM |

Qualification: Qualifying performance 1.91 (Q) or at least 12 best performers (q) advance to the Final

Weather conditions

Temperature: 34°C

Humidity: 55%

Conditions: Sunny

| | | | | |
|----------------|--------------------------|-----------------------|------------|-------------|
| Legend: | - Pass | =SB Equal Season Best | NM No Mark | O Clearance |
| q | Qualified by performance | Rk Rank | X Failure | |



RESULTS

成績

| | | | |
|---------------------------|--------------------------------|----------------|-------------|
| WORLD RECORD | 2.09 KOSTADINOVA Stefka | BUL Roma (ITA) | 30 AUG 1987 |
| UNIVERSIADE RECORD | 2.01 COSTA Silvia | CUB Kobe (JPN) | 3 SEP 1985 |

| Rk | Bib | Name | NUSF Code | Date of Birth | 1.50 | 1.60 | 1.65 | 1.70 | 1.75 | 1.80 | 1.84 | Result |
|----|------|--------------------------|-----------|---------------|------|------|------|------|------|------|------|------------|
| | | | | | 1.88 | 1.91 | | | | | | |
| 1 | 436 | GRAUMANN Jossie Marie Jo | GER | 18 MAR 1994 | - | - | - | - | - | O | | 1.80 q |
| 1 | 723 | PALSYTE Airine | LTU | 13 JUL 1992 | - | - | - | - | - | O | | 1.80 q |
| 3 | 1237 | GERASHCHENKO Iryna | UKR | 10 MAR 1995 | - | - | - | - | O | | | 1.75 q |
| 3 | 66 | JOYE Hannah Catherin | AUS | 4 JAN 1996 | - | - | - | - | O | | | 1.75 q |
| 3 | 770 | MALDONADO CARRIZ G | MEX | 18 APR 1992 | - | - | - | O | O | | | 1.75 q =PB |
| 3 | 471 | YEUNG Man Wai | HKG | 18 SEP 1994 | - | - | - | O | O | | | 1.75 q |
| 7 | 1088 | DUNAJSKA Tatiana | SVK | 25 JUL 1992 | - | O | O | O | XXX | | | 1.70 q |
| 8 | 347 | PALUMAA Teele | EST | 31 MAR 1990 | - | O | O | XXX | | | | 1.65 |
| 8 | 1018 | PODLESNIK Veronika | SLO | 22 JAN 1994 | - | O | O | XXX | | | | 1.65 |

Qualification: Qualifying performance 1.91 (Q) or at least 12 best performers (q) advance to the Final

Weather conditions

Temperature: 34°C

Humidity: 55%

Conditions: Sunny

| | | | | | | | | | | |
|----------------|---|-----------|-----|---------------------|---|---------|---|-----------|---|--------------------------|
| Legend: | - | Pass Rank | =PB | Equal Personal Best | X | Failure | O | Clearance | q | Qualified by performance |
|----------------|---|-----------|-----|---------------------|---|---------|---|-----------|---|--------------------------|



TAIPEI STADIUM
臺北田徑場

TAIPEI 2017 SAT 周六
29TH SUMMER UNIVERSIADE 26 AUG 2017
17:00

ATHLETICS
田徑

WOMEN'S POLE VAULT
女子撐竿跳

FINAL



RESULTS

成績

| | | | |
|---------------------------|-------------------------------|------------------|-------------|
| WORLD RECORD | 5.06 ISINBAYEVA Yelena | RUS Zürich (SUI) | 28 AUG 2009 |
| UNIVERSIADE RECORD | 4.70 POLNOVA Tatyana | RUS Daegu (KOR) | 27 AUG 2003 |

| Rk | Bib | Name | NUSF Code | Date of Birth | 3.90 | 4.00 | 4.10 | 4.20 | 4.30 | 4.40 | 4.45 | Result |
|----|------|----------------------|-----------|---------------|------|------|------|------|------|------|------|----------|
| | | | | | 4.50 | 4.55 | | | | | | |
| 1 | 108 | ZHUK Iryna | BLR | 26 JAN 1993 | - | - | O | - | O | O | XXX | 4.40 |
| 2 | 444 | ROLOFF Annika | GER | 10 MAR 1991 | - | - | - | XO | O | O | - | 4.40 |
| 3 | 930 | ONOFRE Marta | POR | 28 JAN 1991 | XXX | | | | | | | 4.40 =SB |
| 4 | 1246 | KYLYPKO Maryna | UKR | 10 NOV 1995 | - | - | O | XXO | O | XXO | XXX | 4.40 |
| 5 | 915 | SMIETANKA Justyna | POL | 24 SEP 1994 | - | - | XO | O | XO | XXX | | 4.30 |
| 6 | 440 | KNAESCHE Anjuli | GER | 18 OCT 1993 | - | O | XO | O | XXX | | | 4.20 |
| 7 | 192 | RIDOUT Paige Ashley | CAN | 18 SEP 1992 | O | O | XXO | XO | XXX | | | 4.20 |
| 8 | 29 | CHIARAVIGLIO Valeria | ARG | 9 APR 1989 | O | O | O | XXX | | | | 4.10 |
| 8 | 914 | PRZYBYLA Kamila | POL | 3 MAY 1996 | - | - | O | XXX | | | | 4.10 |
| 10 | 309 | JENSEN Line Renee | DEN | 18 JUL 1992 | O | O | XO | XXX | | | | 4.10 PB |
| 11 | 93 | DE RYCK Aurelie | BEL | 17 DEC 1992 | O | XO | XXO | XXX | | | | 4.10 |
| 12 | 94 | DE VOCHT Elien | BEL | 18 JUL 1995 | O | O | XXX | | | | | 4.00 |

Weather conditions

Temperature: 34°C

Humidity: 55%

Conditions: Sunny

| | | | | | | | | |
|----------------|---|-----------|-----|-------------------|---|-----------|----|---------------|
| Legend: | - | Pass Rank | =SB | Equal Season Best | O | Clearance | PB | Personal Best |
| Rk | | | X | Failure | | | | |





RESULTS

成績

| | | | | |
|---------------------------|-------------|--------------------------|------------------|-------------|
| WORLD RECORD | 5.06 | ISINBAYEVA Yelena | RUS Zürich (SUI) | 28 AUG 2009 |
| UNIVERSIADE RECORD | 4.70 | POLNOVA Tatyana | RUS Daegu (KOR) | 27 AUG 2003 |

| Rk | Bib | Name | NUSF Code | Date of Birth | 3.30 | 3.45 | 3.60 | 3.70 | 3.80 | 3.90 | 4.00 | Result |
|----|------|-------------------------|-----------|---------------|------|------|------|------|------|------|------|---------|
| 1 | 440 | KNAESCHE Anjuli | GER | 18 OCT 1993 | - | - | - | - | - | - | O | 4.00 Q |
| 1 | 1246 | KYLYPKO Maryna | UKR | 10 NOV 1995 | - | - | - | - | - | - | O | 4.00 Q |
| 1 | 914 | PRZYBYLA Kamila | POL | 3 MAY 1996 | - | - | - | - | - | - | O | 4.00 Q |
| 4 | 29 | CHIARAVIGLIO Valeria | ARG | 9 APR 1989 | - | - | - | - | XXO | O | O | 4.00 Q |
| 5 | 93 | DE RYCK Aurelie | BEL | 17 DEC 1992 | - | - | - | - | - | O | XO | 4.00 Q |
| 6 | 1012 | KROSELJ Leda | SLO | 30 NOV 1997 | O | O | O | XXX | | | | 3.60 |
| 7 | 349 | TIKK Tiina | EST | 29 NOV 1990 | O | XXO | O | XXX | | | | 3.60 SB |
| 8 | 316 | RANNERS Caroline Justes | DEN | 6 OCT 1995 | - | XXO | XXX | | | | | 3.45 |
| 9 | 341 | KALDMAA Klarika | EST | 29 MAR 1995 | XXO | XXX | | | | | | 3.30 |
| | 177 | BONE Robin Arlene | CAN | 13 FEB 1994 | - | - | - | XXX | | | | NM |

Qualification: Qualifying performance 4.00 (Q) or at least 12 best performers (q) advance to the Final

Weather conditions

Temperature: 37°C

Humidity: 75%

Conditions: Partly cloudy

| | | | | |
|----------------|----------------|------------|-------------|-------------------------|
| Legend: | - Pass | NM No Mark | O Clearance | Q Qualified by standard |
| Rk Rank | SB Season Best | X Failure | | |



RESULTS

成績

| | | | | |
|---------------------------|-------------|--------------------------|------------------|-------------|
| WORLD RECORD | 5.06 | ISINBAYEVA Yelena | RUS Zürich (SUI) | 28 AUG 2009 |
| UNIVERSIADE RECORD | 4.70 | POLNOVA Tatyana | RUS Daegu (KOR) | 27 AUG 2003 |

| Rk | Bib | Name | NUSF Code | Date of Birth | 3.30 | 3.45 | 3.60 | 3.70 | 3.80 | 3.90 | 4.00 | Result |
|----|------|---------------------|-----------|---------------|------|------|------|------|------|------|------|------------|
| 1 | 930 | ONOFRE Marta | POR | 28 JAN 1991 | - | - | - | - | - | - | O | 4.00 Q |
| 1 | 444 | ROLOFF Annika | GER | 10 MAR 1991 | - | - | - | - | - | - | O | 4.00 Q |
| 1 | 915 | SMIETANKA Justyna | POL | 24 SEP 1994 | - | - | - | - | - | - | O | 4.00 Q |
| 1 | 108 | ZHUK Iryna | BLR | 26 JAN 1993 | - | - | - | - | - | - | O | 4.00 Q |
| 5 | 309 | JENSEN Line Renee | DEN | 18 JUL 1992 | - | - | - | O | O | O | XO | 4.00 Q =SB |
| 5 | 192 | RIDOUT Paige Ashley | CAN | 18 SEP 1992 | - | - | - | - | O | O | XO | 4.00 Q |
| 7 | 94 | DE VOCHT Elien | BEL | 18 JUL 1995 | - | - | - | - | XO | XO | XXX | 3.90 |
| 8 | 548 | MALAVISI Sonia | ITA | 31 OCT 1994 | - | - | - | - | O | XXX | | 3.80 |
| 9 | 1169 | LIN Tsai-Ying | TPE | 17 APR 1997 | O | O | XXX | | | | | 3.45 |

Qualification: Qualifying performance 4.00 (Q) or at least 12 best performers (q) advance to the Final

Weather conditions

Temperature: 37°C

Humidity: 75%

Conditions: Partly cloudy

| | | | | | | | | | | |
|----------------|---|-----------|-----|-------------------|---|---------|---|-----------|---|-----------------------|
| Legend: | - | Pass Rank | =SB | Equal Season Best | X | Failure | O | Clearance | Q | Qualified by standard |
|----------------|---|-----------|-----|-------------------|---|---------|---|-----------|---|-----------------------|



TAIPEI STADIUM
臺北田徑場

TAIPEI 2017 SUN 周日
29th SUMMER UNIVERSIADE 27 AUG 2017
11:15

ATHLETICS
田徑

MEN'S LONG JUMP
男子跳遠

QUALIFICATION GROUP A



RESULTS

成績

| | | | |
|---------------------------|---------------------------------|-----------------|-------------|
| WORLD RECORD | 8.95 POWELL Mike | USA Tokyo (JPN) | 30 AUG 1991 |
| UNIVERSIADE RECORD | 8.46 RIVERA Luis Alberto | MEX Kazan (RUS) | 12 JUL 2013 |

| Rk | Bib | Name | NUSF Code | Date of Birth | 1 | 2 | 3 | Result | Wind |
|----|-----|---------------------------|-----------|---------------|--------------|--------------|---------------------|-------------|--------------|
| 1 | 273 | JUSKA Radek | CZE | 8 MAR 1993 | 7.15 -1.9 | 7.77 -0.6 | 8.31 +1.4 | 8.31 | Q PB +1.4 |
| 2 | 129 | MARCELINO DOS SANTO Lucas | BRA | 4 JAN 1995 | 7.72 +0.1 | 7.89 +1.9 | - | 7.89 | +1.9 |
| 3 | 384 | MAIAU Raihau | FRA | 8 JAN 1992 | 7.52 +0.6 | 7.62 +0.4 | 7.72 0.0 | 7.72 | 0.0 |
| 4 | 650 | JOO Eunjae | KOR | 12 JUN 1993 | 7.61 -0.3 | X -0.8 | 7.71 +2.9 | 7.71 | +2.9 |
| 5 | 16 | TRIKI Yasser Mohammed | ALG | 24 MAR 1997 | 7.71 -0.7 | - | - | 7.71 | -0.7 |
| 6 | 816 | KIPLESUND Ingar | NOR | 15 NOV 1996 | 7.64 -0.2 | 7.51 +0.5 | X -0.8 | 7.64 | -0.2 |
| 7 | 465 | CHAN Ming Tai | HKG | 30 JAN 1995 | 7.64 -0.1 | X +1.6 | 7.24 +1.7 | 7.64 | -0.1 |
| 8 | 334 | KUTBERG Henrik | EST | 2 NOV 1992 | X +0.5 | 7.39 -0.2 | 7.51 +0.4 | 7.51 | +0.4 |
| 9 | 356 | BAECK Kristian Jan | FIN | 18 JUL 1996 | 7.47 +0.6 | 7.46 -0.1 | 7.43 +2.4 | 7.47 | +0.6 |
| 10 | 215 | SUN Yize | CHN | 9 MAR 1996 | 7.39 -1.1 | X +1.0 | 7.47 +1.4 | 7.47 | +1.4 |
| 11 | 32 | ADCOCK Liam Wallace | AUS | 21 JUN 1996 | 7.45 +0.7 | 7.15 -0.2 | 7.43 +1.5 | 7.45 | +0.7 |
| 12 | 952 | JOHNSON Cheswill Gilber | RSA | 30 SEP 1997 | X +0.4 | X -0.3 | 7.40 +0.3 | 7.40 | +0.3 |
| 13 | 294 | GABRIELSEN Benjamin Habib | DEN | 13 JUN 1995 | 7.39 +0.3 | 7.30 +2.5 | 7.12 +2.7 | 7.39 | +0.3 |
| 14 | 787 | NUYTINCK Steven Hubert A | NED | 28 JAN 1991 | X +1.1 | 7.14 +0.1 | 7.36 -2.2 | 7.36 | -2.2 |
| 15 | 500 | YAHYA Muhammed Anees | IND | 3 DEC 1995 | 7.02 -0.3 | X +0.2 | 7.34 +3.1 | 7.34 | +3.1 |
| 16 | 746 | ALVAREZ MUNOZ Alberto | MEX | 8 MAR 1991 | X -0.6 | 7.31 +1.4 | 7.18 +0.2 | 7.31 | +1.4 |
| 17 | 489 | NOVAL Noval | INA | 16 SEP 1994 | X +0.5 | 6.71 -0.4 | 7.14 +3.2 | 7.14 | +3.2 |





RESULTS

成績

| | | | |
|---------------------------|---------------------------------|-----------------|-------------|
| WORLD RECORD | 8.95 POWELL Mike | USA Tokyo (JPN) | 30 AUG 1991 |
| UNIVERSIADE RECORD | 8.46 RIVERA Luis Alberto | MEX Kazan (RUS) | 12 JUL 2013 |

| Rk | Bib | Name | NUSF Code | Date of Birth | 1 | 2 | 3 | Result | Wind |
|----|------|-----------------------------|-----------|---------------|--------------|--------------|--------------|---------------------|------|
| 18 | 87 | CAMPENER Corentin Franco | BEL | 5 OCT 1990 | 7.11 +1.3 | X -0.5 | X +2.9 | 7.11 +1.3 | |
| 19 | 1265 | DICKERSON Antwan | USA | 18 FEB 1994 | X +0.9 | 6.90 +0.2 | X +2.1 | 6.90 +0.2 | |
| 20 | 858 | DELA PENA Aristeo | PHI | 23 MAR 1997 | 6.71 +1.1 | 6.36 +0.5 | 6.13 +1.1 | 6.71 +1.1 | |
| 21 | 733 | RAMANANJATOVO Jose Mariolla | MAD | 21 MAY 1989 | X -0.4 | 6.40 +1.0 | 6.60 +3.6 | 6.60 +3.6 | |
| 22 | 730 | TAM Chon Lok | MAC | 19 JUL 1996 | 6.28 +0.6 | 6.39 -0.2 | 6.58 +3.2 | 6.58 +3.2 | |
| 23 | 568 | YOUNIS Ahmad | JOR | 12 SEP 1995 | X +0.9 | X +0.4 | 6.51 -1.7 | 6.51 -1.7 | |
| | 1036 | GALOLU KANKANAMA D | SRI | 15 APR 1994 | X -0.7 | X -1.4 | X +2.6 | NM | |
| | 425 | HOWARD Julian Anthony | GER | 3 APR 1989 | X +1.7 | X +0.4 | X +4.5 | NM | |
| | 1140 | LIN Hung-Min | TPE | 7 SEP 1990 | X +0.7 | X +0.3 | X +0.8 | NM | |

Qualification: Qualifying performance 7.90 (Q) or at least 12 best performers (q) advance to the Final

| | | | | | | | | | | | | | | |
|----------------|-----|-----|-----|------|------|-----|-----|-----|-----|-----|------|-----|-----|----|
| Starting order | 1 | 2 | 3 | 4 | 5 | 6 | 7 | 8 | 9 | 10 | 11 | 12 | 13 | 14 |
| | 384 | 858 | 952 | 273 | 1036 | 816 | 465 | 650 | 733 | 489 | 568 | 294 | 425 | 87 |
| Starting order | 15 | 16 | 17 | 18 | 19 | 20 | 21 | 22 | 23 | 24 | 25 | 26 | | |
| | 334 | 32 | 787 | 1140 | 129 | 215 | 356 | 730 | 746 | 16 | 1265 | 500 | | |

| | | | | | | | |
|----------------|-----------|------|-----------------|----|---------------|---|-----------------------|
| Legend: | Pass Rank | NM X | No Mark Failure | PB | Personal Best | Q | Qualified by standard |
|----------------|-----------|------|-----------------|----|---------------|---|-----------------------|



RESULTS

成績

| | | | |
|---------------------------|---------------------------------|-----------------|-------------|
| WORLD RECORD | 8.95 POWELL Mike | USA Tokyo (JPN) | 30 AUG 1991 |
| UNIVERSIADE RECORD | 8.46 RIVERA Luis Alberto | MEX Kazan (RUS) | 12 JUL 2013 |

| Rk | Bib | Name | NUSF Code | Date of Birth | 1 | 2 | 3 | Result | Wind | |
|----|------|---------------------------|-----------|---------------|--------------|--------------|---------------------|-------------|------|------|
| 1 | 239 | MAYACK II Marcel Richard | CMR | 17 NOV 1990 | 7.44 -2.5 | 7.34 +1.5 | 7.69 -0.3 | 7.69 | -0.3 | q PB |
| 2 | 48 | MITREVSKI Christopher Pet | AUS | 12 JUL 1996 | X +0.8 | 7.49 +1.2 | 7.66 +1.1 | 7.66 | +1.1 | q |
| 3 | 538 | RANDAZZO Filippo | ITA | 27 APR 1996 | 7.58 -0.1 | 7.55 -0.2 | 7.64 +2.3 | 7.64 | +2.3 | q |
| 4 | 122 | DA SILVA Tiago | BRA | 23 OCT 1993 | X -0.3 | 7.55 +0.2 | 7.63 -0.2 | 7.63 | -0.2 | q |
| 5 | 1024 | JOVANCEVIC Strahinja | SRB | 28 FEB 1993 | 7.63 0.0 | X +1.8 | 7.42 +0.8 | 7.63 | 0.0 | q |
| 6 | 361 | PULLI Kristian Henri | FIN | 2 SEP 1994 | 7.34 -0.5 | 7.60 0.0 | 7.61 +1.0 | 7.61 | +1.0 | |
| 7 | 397 | GARDINER Daniel Leslie | GBR | 25 JUN 1990 | 7.59 +0.3 | X -2.1 | 7.58 +1.4 | 7.59 | +0.3 | |
| 8 | 588 | YAMAKAWA Natsuki | JPN | 24 JUL 1995 | 7.35 -0.4 | X +0.6 | 7.53 +1.0 | 7.53 | +1.0 | |
| 9 | 467 | LAU Kin Hei | HKG | 1 JAN 1997 | 7.34 +0.6 | 7.47 +1.7 | X -0.3 | 7.47 | +1.7 | |
| 10 | 1186 | KULAKSIZ Alper | TUR | 6 APR 1992 | 7.37 +0.4 | X +0.8 | 7.21 -0.4 | 7.37 | +0.4 | |
| 11 | 936 | NEAGOE Ionut Andrei | ROU | 11 JUN 1994 | X -0.6 | X +2.1 | 7.30 +3.0 | 7.30 | +3.0 | |
| 12 | 1063 | ULLMANN Christopher Ant | SUI | 21 AUG 1993 | X +0.3 | 7.26 +0.7 | 7.00 +0.5 | 7.26 | +0.7 | |
| 13 | 1234 | REZANOV Oleksandr | UKR | 23 DEC 1997 | 7.19 +0.9 | 7.16 +1.2 | 6.94 -1.4 | 7.19 | +0.9 | |
| 14 | 154 | DORCELUS Stevens | CAN | 19 MAY 1995 | 6.98 -0.7 | X -0.7 | 7.09 -2.0 | 7.09 | -2.0 | |
| 15 | 1212 | OKETAYOT Francis | UGA | 31 OCT 1995 | 7.00 +0.4 | 6.73 -0.5 | 6.82 +1.4 | 7.00 | +0.4 | |
| 16 | 203 | OLIVARES ROJAS C | CHI | 27 OCT 1993 | X -1.0 | 6.84 -0.1 | 6.96 0.0 | 6.96 | 0.0 | |
| 17 | 1271 | WILSON O'shea Leron | USA | 27 OCT 1994 | 6.84 +0.1 | 6.90 -0.8 | 6.93 -0.6 | 6.93 | -0.6 | |



RESULTS

成績

| | | | |
|---------------------------|---------------------------------|-----------------|-------------|
| WORLD RECORD | 8.95 POWELL Mike | USA Tokyo (JPN) | 30 AUG 1991 |
| UNIVERSIADE RECORD | 8.46 RIVERA Luis Alberto | MEX Kazan (RUS) | 12 JUL 2013 |

| Rk | Bib | Name | NUSF Code | Date of Birth | 1 | 2 | 3 | Result | Wind |
|----|------|---------------------------|-----------|---------------|--------------|---------------------|--------------|-------------|------------|
| 18 | 863 | PABLO Rogil | PHI | 2 MAR 1998 | 6.53 -1.1 | 6.89 +0.1 | 6.59 +1.8 | 6.89 | PB +0.1 |
| 19 | 993 | KHAN Meng Linn | SGP | 6 FEB 1990 | 6.88 +2.0 | 6.53 -1.9 | 6.62 +1.8 | 6.88 | +2.0 |
| 20 | 683 | VIKSNE Peteris Pauls | LAT | 20 MAY 1996 | X +0.8 | X 0.0 | 6.74 -1.1 | 6.74 | -1.1 |
| 21 | 329 | ARUSALU Kaspar | EST | 18 DEC 1995 | X -0.4 | X +0.2 | 6.67 +2.7 | 6.67 | +2.7 |
| 22 | 666 | ALKHALAF Hussain Abdulla | KSA | 11 JUN 1993 | 6.60 +1.0 | 6.12 -1.5 | X +1.7 | 6.60 | +1.0 |
| 23 | 1139 | LIN Chia-Hao | TPE | 3 JUN 1995 | X -0.3 | 6.53 -0.3 | 5.34 +2.6 | 6.53 | -0.3 |
| 24 | 1042 | NILaweera Akhila Imantha | SRI | 6 DEC 1995 | X +0.4 | 6.48 +0.9 | 5.91 +2.2 | 6.48 | +0.9 |
| 25 | 244 | SWEDI Djafar | COD | 26 NOV 1997 | X -0.7 | 5.92 +1.7 | 6.43 +1.3 | 6.43 | +1.3 |
| | 846 | AL YARABI Salim Saleh Mus | OMA | 15 JAN 1994 | X +0.5 | X +1.8 | X +0.3 | NM | |
| | 97 | DE GRILLA JR Bruce Leroy | BER | 15 DEC 1995 | X +1.0 | X +0.5 | X +1.3 | NM | |

Qualification: Qualifying performance 7.90 (Q) or at least 12 best performers (q) advance to the Final

| | | | | | | | | | | | | | | |
|----------------|-----|------|------|-----|-----|-----|------|------|-----|------|-----|-----|------|-----|
| Starting order | 1 | 2 | 3 | 4 | 5 | 6 | 7 | 8 | 9 | 10 | 11 | 12 | 13 | 14 |
| | 122 | 1271 | 154 | 397 | 863 | 936 | 1186 | 244 | 97 | 1234 | 329 | 666 | 1212 | 538 |
| Starting order | 15 | 16 | 17 | 18 | 19 | 20 | 21 | 22 | 23 | 24 | 25 | 26 | 27 | |
| | 683 | 846 | 1042 | 588 | 203 | 467 | 48 | 1139 | 361 | 1024 | 993 | 239 | 1063 | |

Legend:

| | | | | | | | |
|----|---------|----|---------------|---|--------------------------|----|------|
| NM | No Mark | PB | Personal Best | q | Qualified by performance | Rk | Rank |
| X | Failure | | | | | | |



RESULTS

成績

| | | | | |
|---------------------------|-------------|--------------------------|---------------------|-------------|
| WORLD RECORD | 7.52 | CISTJAKOVÁ Galina | URS Leningrad (RUS) | 11 JUN 1988 |
| UNIVERSIADE RECORD | 7.04 | VALYUKEVICH Irina | URS Kobe (JPN) | 4 SEP 1985 |

| Rk | Bib | Name | NUSF Code | Date of Birth | 1 | 2 | 3 | Result | Wind |
|----|------|---------------------------|-----------|---------------|---------------------|--------------|--------------|---------------|------|
| 1 | 944 | ROTARU Alina | ROU | 5 JUN 1993 | 6.37 +0.4 | | | 6.37 Q | +0.4 |
| 2 | 689 | GRIVA Mara | LAT | 4 AUG 1989 | 6.26 0.0 | - | r | 6.26 | 0.0 |
| 3 | 389 | SOW Rougui | FRA | 7 JUN 1995 | 5.98 -0.2 | X +0.5 | 6.21 +0.3 | 6.21 | +0.3 |
| 4 | 982 | PRINSLOO Lynique | RSA | 30 MAR 1991 | 6.18 +0.3 | 6.01 +0.2 | 5.96 -0.3 | 6.18 | +0.3 |
| 5 | 1221 | UNYUTHFUA Mary Zawadi | UGA | 3 FEB 1993 | 5.55 +0.1 | 5.98 +0.5 | 5.98 -0.2 | 5.98 | -0.2 |
| 6 | 223 | FU Luna | CHN | 3 MAY 1995 | 5.93 +0.2 | X +0.1 | 5.69 +0.1 | 5.93 | SB |
| 7 | 770 | MALDONADO CARRIZ G | MEX | 18 APR 1992 | 5.87 +0.5 | 5.68 -0.2 | 5.71 -0.3 | 5.87 | +0.5 |
| 8 | 340 | ALVER Taehti | EST | 4 DEC 1994 | 5.81 -0.1 | 5.77 +0.4 | 5.80 -0.1 | 5.81 | -0.1 |
| 9 | 114 | CHILUME Titose | BOT | 16 NOV 1993 | 5.49 +0.3 | 5.56 +0.4 | 5.59 -0.4 | 5.59 | -0.4 |
| 10 | 664 | LEE Huijin | KOR | 25 NOV 1998 | 5.40 -0.2 | 5.52 +0.1 | 5.50 +0.2 | 5.52 | +0.1 |
| 11 | 867 | DOLLOSO Felyn | PHI | 9 MAR 1993 | 5.46 +0.5 | 5.48 +0.1 | 5.32 +0.3 | 5.48 | +0.1 |
| 12 | 1279 | HENDERSON Justice Kerissa | USA | 1 SEP 1998 | 5.13 +0.4 | 4.56 +0.5 | 5.13 -0.1 | 5.13 | -0.1 |
| 13 | 638 | AMUTAVI Laventa Luvandw | KEN | 23 FEB 1996 | 4.85 +0.4 | X +0.3 | 4.74 -0.4 | 4.85 | +0.4 |

Qualification: Qualifying performance 6.30 (Q) or at least 12 best performers (q) advance to the Final

| Starting order | 1 | 2 | 3 | 4 | 5 | 6 | 7 | 8 | 9 | 10 | 11 | 12 | 13 |
|----------------|-----|-----|-----|-----|-----|-----|-----|-----|-----|------|-----|------|-----|
| | 867 | 689 | 223 | 982 | 638 | 114 | 664 | 389 | 944 | 1279 | 340 | 1221 | 770 |

Weather conditions

Temperature: 30°C

Humidity: 71%

Conditions: Cloudy

| | | | | | | | |
|----------------|-------------|----------|-----------------------|----------|---------|-----------|------|
| Legend: | Pass | Q | Qualified by standard | r | Retired | Rk | Rank |
| SB | Season Best | X | Failure | | | | |



RESULTS

成績

| | | | | |
|---------------------------|-------------|--------------------------|---------------------|-------------|
| WORLD RECORD | 7.52 | CISTJAKOVÁ Galina | URS Leningrad (RUS) | 11 JUN 1988 |
| UNIVERSIADE RECORD | 7.04 | VALYUKEVICH Irina | URS Kobe (JPN) | 4 SEP 1985 |

| Rk | Bib | Name | NUSF Code | Date of Birth | 1 | 2 | 3 | Result | Wind |
|----|------|--------------------------|-----------|---------------|--------------|--------------|--------------|---------------|------|
| 1 | 143 | MITKOVA Milena Krasimir | BUL | 26 JAN 1990 | 6.06 0.0 | 6.12 +0.4 | 6.21 +0.3 | 6.21 q | +0.3 |
| 2 | 366 | BOGDANOFF Aleksina Laura | FIN | 8 OCT 1990 | X +0.1 | 5.97 +0.1 | 6.19 -0.3 | 6.19 q | -0.3 |
| 3 | 270 | PANAYI Nektaria | CYP | 20 MAR 1990 | 6.14 0.0 | r | | 6.14 q | 0.0 |
| 4 | 17 | BELABIOD Tahani Roumaiss | ALG | 28 FEB 1991 | 6.12 0.0 | 5.90 +0.3 | 5.56 -0.2 | 6.12 q | 0.0 |
| 5 | 1281 | SAMUELS Samiyah Brielle | USA | 2 OCT 1997 | X +0.3 | 6.08 +0.2 | 6.01 0.0 | 6.08 q | +0.2 |
| 6 | 432 | BUEHLER Anna | GER | 3 JUN 1997 | 6.07 +0.5 | X +0.4 | 5.57 -0.1 | 6.07 q | +0.5 |
| 7 | 183 | LATRACE Sandra Diane | CAN | 10 MAR 1997 | 5.65 0.0 | 5.88 +0.5 | 5.91 0.0 | 5.91 | 0.0 |
| 8 | 769 | HERNANDEZ AVINA S | MEX | 18 JAN 1999 | 5.71 0.0 | 5.77 +0.1 | 5.84 -0.3 | 5.84 | -0.3 |
| 9 | 981 | PRETORIUS Samantha | RSA | 3 FEB 1992 | 5.80 +0.1 | 5.71 +0.2 | 5.73 +0.2 | 5.80 | +0.1 |
| 10 | 694 | TARASOVA Alevtina | LAT | 31 JAN 1997 | 5.54 +0.3 | 5.79 +0.2 | 5.61 +0.3 | 5.79 | +0.2 |
| 11 | 1171 | LIU Ya-Jyun | TPE | 20 SEP 1993 | 5.39 -0.1 | 5.47 0.0 | 5.55 -0.3 | 5.55 | -0.3 |
| 12 | 346 | OKONNEL-BRONIN Daria | EST | 22 MAR 1997 | 5.13 +0.3 | 5.28 0.0 | 5.38 0.0 | 5.38 | 0.0 |
| 13 | 701 | EL SANEH Christel | LBN | 11 JUN 1994 | X 0.0 | 5.29 -0.1 | 5.24 -0.3 | 5.29 | -0.1 |
| 14 | 1050 | JAYASINGHA ARACH D | SRI | 18 JAN 1995 | X -0.2 | X 0.0 | 4.06 -0.4 | 4.06 | -0.4 |

Qualification: Qualifying performance 6.30 (Q) or at least 12 best performers (q) advance to the Final

| | | | | | | | | | | | | | | |
|----------------|-----|-----|-----|------|-----|------|-----|-----|----|-----|------|-----|-----|-----|
| Starting order | 1 | 2 | 3 | 4 | 5 | 6 | 7 | 8 | 9 | 10 | 11 | 12 | 13 | 14 |
| | 346 | 769 | 981 | 1281 | 432 | 1050 | 270 | 366 | 17 | 701 | 1171 | 183 | 143 | 694 |

Weather conditions

Temperature: 30°C

Humidity: 71%

Conditions: Cloudy

| | | | | | | | |
|----------------|--------------------------|---|---------|----|------|---|---------|
| Legend: | Qualified by performance | r | Retired | Rk | Rank | X | Failure |
|----------------|--------------------------|---|---------|----|------|---|---------|



RESULTS

成績

| | | | | |
|---------------------------|--------------|-------------------------|--------------------|-------------|
| WORLD RECORD | 15.50 | KRAVETS Inessa | UKR Göteborg (SWE) | 10 AUG 1995 |
| UNIVERSIADE RECORD | 14.82 | KONEVA Ekaterina | RUS Kazan (RUS) | 11 JUL 2013 |

| Rk | Bib | Name | NUSF Code | Date of Birth | 1 | 2 | 3 | Result | Wind | |
|----|------|----------------------------|-----------|---------------|---------------|---------------|---------------|--------------|-----------|------|
| 1 | 978 | NTSHINGILA Sibongile Patie | RSA | 26 AUG 1989 | 13.26 -0.2 | X -1.4 | X +0.3 | 13.26 | q -0.2 | |
| 2 | 545 | GESTONARO Ottavia | ITA | 12 JAN 1995 | 13.23 -0.7 | 13.17 -0.8 | 13.15 -0.7 | 13.23 | q -0.7 | |
| 3 | 223 | FU Luna | CHN | 3 MAY 1995 | 13.21 -0.1 | 12.74 +0.4 | 13.21 +1.4 | 13.21 | q -0.1 | |
| 4 | 692 | MATULE Santa | LAT | 13 DEC 1992 | 12.99 +0.2 | X +0.5 | 12.89 +1.2 | 12.99 | q +0.2 | |
| 5 | 1275 | BURKS Tonyecia Kapri | USA | 29 APR 1996 | 12.63 -1.2 | 12.94 -0.1 | 12.42 +0.8 | 12.94 | q -0.1 | |
| 6 | 991 | KANDJI Sangone | SEN | 9 JUN 1992 | 12.87 +0.4 | 12.76 +0.6 | X -0.2 | 12.87 | q +0.4 | |
| 7 | 1195 | BITGIN Cemre | TUR | 21 JAN 1996 | 12.48 +2.1 | 12.73 +0.1 | 12.10 +1.2 | 12.73 | q +0.1 | |
| 8 | 724 | ZAGAINOVA Diana | LTU | 20 JUN 1997 | X +1.2 | 12.50 -0.4 | 12.56 -1.9 | 12.56 | | -1.9 |
| 9 | 506 | M. A. VIJAYAKUMA S | IND | 11 OCT 1994 | 12.20 +0.1 | X +0.6 | X +0.6 | 12.20 | | +0.1 |
| 10 | 346 | OKONNEL-BRONIN Daria | EST | 22 MAR 1997 | X +1.5 | 11.90 -0.1 | 12.14 +1.3 | 12.14 | | +1.3 |
| 11 | 462 | FUENTES CAJAS Thelma Noemi | GUA | 20 AUG 1992 | X -0.6 | 12.05 +0.1 | X -1.2 | 12.05 | | +0.1 |
| 12 | 1051 | KETALAKUMBURE G D | SRI | 29 JAN 1996 | X -0.7 | 10.70 +1.0 | 10.11 +0.7 | 10.70 | | +1.0 |

Qualification: Qualifying performance 13.90 (Q) or at least 12 best performers (q) advance to the Final

| | | | | | | | | | | | | |
|----------------|------|------|-----|-----|-----|-----|-----|-----|-----|------|-----|-----|
| Starting order | 1 | 2 | 3 | 4 | 5 | 6 | 7 | 8 | 9 | 10 | 11 | 12 |
| | 1051 | 1275 | 991 | 346 | 506 | 692 | 462 | 223 | 978 | 1195 | 545 | 724 |

| | | | | | | |
|----------------|---|--------------------------|----|------|---|---------|
| Legend: | q | Qualified by performance | Rk | Rank | X | Failure |
|----------------|---|--------------------------|----|------|---|---------|



RESULTS

成績

| | | | | |
|---------------------------|--------------|-------------------------|--------------------|-------------|
| WORLD RECORD | 15.50 | KRAVETS Inessa | UKR Göteborg (SWE) | 10 AUG 1995 |
| UNIVERSIADE RECORD | 14.82 | KONEVA Ekaterina | RUS Kazan (RUS) | 11 JUL 2013 |

| Rk | Bib | Name | NUSF Code | Date of Birth | 1 | 2 | 3 | Result | Wind |
|----|------|-------------------------|-----------|---------------|---------------|----------------------|----------------------|----------------------|------|
| 1 | 433 | ECKHARDT Neele | GER | 2 JUL 1992 | 13.52 +0.1 | 11.89 +0.1 | - | 13.52 +0.1 | q |
| 2 | 624 | OVCHINNIKOVA Mariya | KAZ | 19 OCT 1998 | 13.35 +0.3 | X +0.7 | 12.96 +1.3 | 13.35 +0.3 | q |
| 3 | 340 | ALVER Taehti | EST | 4 DEC 1994 | 13.08 -0.5 | X +0.5 | X -0.2 | 13.08 -0.5 | q |
| 4 | 255 | RENERIA CUESTA Nhayilla | COL | 12 OCT 1997 | X +0.1 | X -0.3 | 12.99 +0.3 | 12.99 +0.3 | q |
| 5 | 689 | GRIVA Mara | LAT | 4 AUG 1989 | 12.83 -0.5 | 12.78 -0.9 | 12.80 +1.1 | 12.83 -0.5 | q |
| 6 | 186 | MERCURIO Angela Marie | CAN | 7 APR 1996 | X -0.4 | 12.64 -0.6 | 12.62 -0.2 | 12.64 -0.6 | |
| 7 | 114 | CHILUME Titose | BOT | 16 NOV 1993 | 12.38 -1.2 | 12.58 +0.1 | 12.47 +1.1 | 12.58 +0.1 | PB |
| 8 | 1164 | HUNG Pei-Ning | TPE | 10 FEB 1994 | X | 12.20 +1.1 | 12.53 +0.3 | 12.53 +0.3 | SB |
| 9 | 1009 | BABSEK Sasa | SLO | 27 MAR 1992 | X | X +0.8 | 12.43 +0.8 | 12.43 +0.8 | |
| 10 | 975 | KINGWILL Kelly Lynn | RSA | 22 JAN 1991 | X +0.1 | 12.35 +0.4 | X +1.6 | 12.35 +0.4 | |
| 11 | 867 | DOLLOSO Felyn | PHI | 9 MAR 1993 | X -0.9 | X +1.1 | 12.25 +0.7 | 12.25 +0.7 | |

Qualification: Qualifying performance 13.90 (Q) or at least 12 best performers (q) advance to the Final

| | | | | | | | | | | | |
|----------------|-----|------|-----|-----|-----|-----|-----|------|-----|-----|-----|
| Starting order | 1 | 2 | 3 | 4 | 5 | 6 | 7 | 8 | 9 | 10 | 11 |
| | 867 | 1164 | 340 | 433 | 114 | 255 | 975 | 1009 | 624 | 689 | 186 |

| | | | | | | | | |
|----------------|-----------|-------------|-----------|---------------|----------|--------------------------|-----------|------|
| Legend: | - | Pass | PB | Personal Best | q | Qualified by performance | Rk | Rank |
| | SB | Season Best | X | Failure | | | | |



RESULTS

成績

| | | | |
|---------------------------|---------------------------------|-----------------|-------------|
| WORLD RECORD | 8.95 POWELL Mike | USA Tokyo (JPN) | 30 AUG 1991 |
| UNIVERSIADE RECORD | 8.46 RIVERA Luis Alberto | MEX Kazan (RUS) | 12 JUL 2013 |

| Rk | Bib | Name | NUSF Code | Date of Birth | 1 | 2 | 3 | 4 | 5 | 6 | Result | Wind |
|----|------|---------------------------|-----------|---------------|--------------|--------------|--------------|--------------|--------------|--------------|-------------|------|
| 1 | 273 | JUSKA Radek | CZE | 8 MAR 1993 | 7.54 +0.6 | 7.95 +0.5 | 8.02 +0.8 | 7.75 0.0 | X +0.4 | X -0.4 | 8.02 | +0.8 |
| 2 | 16 | TRIKI Yasser Mohammed | ALG | 24 MAR 1997 | 7.56 +0.7 | 7.96 -0.3 | X +0.5 | 7.68 -0.1 | 7.71 +0.7 | X +0.5 | 7.96 | -0.3 |
| 3 | 384 | MAIAU Raihau | FRA | 8 JAN 1992 | 7.56 +0.4 | 7.91 -0.1 | 7.82 +0.8 | 7.83 +0.5 | 6.49 +0.1 | 3.35 -0.7 | 7.91 | -0.1 |
| 4 | 48 | MITREVSKI Christopher Pet | AUS | 12 JUL 1996 | 7.47 -0.1 | 7.44 +1.0 | 7.78 +1.3 | 7.53 +0.4 | 7.59 -0.3 | 7.61 0.0 | 7.78 | +1.3 |
| 5 | 122 | DA SILVA Tiago | BRA | 23 OCT 1993 | 7.64 0.0 | X -1.6 | 7.50 +0.1 | X +0.4 | 7.46 -0.2 | 2.75 -0.4 | 7.64 | 0.0 |
| 6 | 650 | JOO Eunjae | KOR | 12 JUN 1993 | 7.57 -0.7 | 7.56 -0.2 | X +0.8 | X -0.9 | X +1.1 | 7.57 -0.1 | 7.57 | -0.7 |
| 7 | 538 | RANDAZZO Filippo | ITA | 27 APR 1996 | X -1.4 | 7.53 0.0 | X +0.3 | X -0.4 | 6.84 -0.4 | - | 7.53 | 0.0 |
| 8 | 1024 | JOVANCEVIC Strahinja | SRB | 28 FEB 1993 | 7.52 -0.1 | 7.41 +0.2 | 7.28 +0.3 | 7.30 +0.7 | 7.52 +0.6 | 7.28 -1.3 | 7.52 | -0.1 |
| 9 | 129 | MARCELINO DOS SA L | BRA | 4 JAN 1995 | X +0.6 | X -0.1 | 7.50 +0.6 | | | | 7.50 | +0.6 |
| 10 | 239 | MAYACK II Marcel Richard | CMR | 17 NOV 1990 | 6.51 +0.8 | 7.27 +0.3 | 7.48 +0.1 | | | | 7.48 | +0.1 |
| 11 | 465 | CHAN Ming Tai | HKG | 30 JAN 1995 | X +1.0 | 7.44 +0.4 | 7.28 +0.5 | | | | 7.44 | +0.4 |
| 12 | 816 | KIPLESUND Ingar | NOR | 15 NOV 1996 | X +1.6 | X +0.6 | 7.15 +0.4 | | | | 7.15 | +0.4 |

| | | | | | | | | | | | | |
|----------------|------|-----|-----|-----|-----|-----|-----|-----|----|------|-----|-----|
| Starting order | 1 | 2 | 3 | 4 | 5 | 6 | 7 | 8 | 9 | 10 | 11 | 12 |
| Initial | 122 | 129 | 16 | 465 | 384 | 239 | 816 | 273 | 48 | 1024 | 538 | 650 |
| Final | 1024 | 538 | 650 | 122 | 48 | 384 | 16 | 273 | | | | |

Weather conditions

Temperature: 32°C

Humidity: 64%

Conditions: Sunny

| | | | | | |
|----------------|------|----|------|---|---------|
| Legend: | Pass | Rk | Rank | X | Failure |
|----------------|------|----|------|---|---------|



RESULTS

成績

| | | | |
|---------------------------|-------------------------------|--------------------|------------|
| WORLD RECORD | 18.29 EDWARDS Jonathan | GBR Göteborg (SWE) | 7 AUG 1995 |
| UNIVERSIADE RECORD | 17.86 SIMPKINS Charlie | USA Kobe (JPN) | 2 SEP 1985 |

| Rk | Bib | Name | NUSF Code | Date of Birth | 1 | 2 | 3 | 4 | 5 | 6 | Result | Wind |
|----|------|--------------------------|-----------|---------------|---------------|---------------|---------------|---------------|----------------------|----------------------|--------------|------------|
| 1 | 84 | BABAYEV Nazim | AZE | 8 OCT 1997 | 17.01 +1.1 | - | 16.79 +0.7 | - | - | 16.76 -0.2 | 17.01 | +1.1 |
| 2 | 147 | ZANGO Hugues Fabrice | BUR | 25 JUN 1993 | 16.33 +0.3 | 16.60 +0.3 | 16.47 +0.7 | 16.48 +0.3 | X +0.5 | 16.97 +0.9 | 16.97 | PB +0.9 |
| 3 | 589 | YAMAMOTO Ryoma | JPN | 14 JUL 1995 | 16.80 +1.7 | 16.53 +0.7 | X +0.3 | - | 16.06 +0.8 | X -0.7 | 16.80 | +1.7 |
| 4 | 746 | ALVAREZ MUNOZ Alberto | MEX | 8 MAR 1991 | 16.40 +0.4 | 16.37 +1.1 | 16.49 -0.8 | 16.34 +1.2 | 16.68 +0.4 | 16.71 -0.5 | 16.71 | PB -0.5 |
| 5 | 16 | TRIKI Yasser Mohammed | ALG | 24 MAR 1997 | 16.17 +0.2 | 16.56 +0.3 | 16.49 -0.4 | 16.47 -0.2 | 16.60 +0.5 | 16.15 -0.7 | 16.60 | PB +0.5 |
| 6 | 119 | CASSEMIRO ROSA Jean | BRA | 1 FEB 1990 | 16.28 -0.3 | 15.43 +0.1 | 16.06 -0.2 | 16.42 +0.6 | 16.01 +1.0 | 16.32 +0.4 | 16.42 | +0.6 |
| 7 | 527 | YAKUBOV Tom | ISR | 30 JUN 1992 | 15.85 -0.1 | 15.75 +0.1 | 16.13 +0.3 | X +0.5 | 16.16 +0.7 | 16.19 +0.5 | 16.19 | +0.5 |
| 8 | 118 | ADAO DE SA Mateus Daniel | BRA | 21 NOV 1995 | 15.50 +0.9 | 15.79 +1.3 | 15.98 +0.5 | X +0.9 | 16.08 +1.4 | X +1.4 | 16.08 | +1.4 |
| 9 | 1262 | CARODINE JR Tony | USA | 18 JUN 1994 | X -0.2 | 15.73 +0.8 | X +1.0 | | | | 15.73 | +0.8 |
| 10 | 239 | MAYACK II Marcel Richard | CMR | 17 NOV 1990 | 15.05 +0.3 | 15.65 +0.2 | 15.67 +1.3 | | | | 15.67 | +1.3 |
| 11 | 1084 | VESZELKA Tomas | SVK | 9 JUL 1995 | 15.44 -1.3 | 15.50 +0.9 | - | | | | 15.50 | +0.9 |
| 12 | 406 | TRIGG Samuel Alexande | GBR | 1 NOV 1993 | 14.94 +1.4 | X +0.9 | X +0.3 | | | | 14.94 | +1.4 |

| | | | | | | | | | | | | |
|----------------|-----|-----|-----|-----|------|-----|-----|------|-----|----|-----|----|
| Starting order | 1 | 2 | 3 | 4 | 5 | 6 | 7 | 8 | 9 | 10 | 11 | 12 |
| Initial | 746 | 118 | 589 | 239 | 1262 | 406 | 119 | 1084 | 527 | 16 | 147 | 84 |
| Final | 118 | 527 | 119 | 746 | 16 | 147 | 589 | 84 | | | | |

| | | | | | | | | |
|----------------|---|------|----|---------------|----|------|---|---------|
| Legend: | - | Pass | PB | Personal Best | Rk | Rank | X | Failure |
|----------------|---|------|----|---------------|----|------|---|---------|



RESULTS

成績

| | | | |
|---------------------------|-------------------------------|---------------------|-------------|
| WORLD RECORD | 7.52 CISTJAKOVÁ Galina | URS Leningrad (RUS) | 11 JUN 1988 |
| UNIVERSIADE RECORD | 7.04 VALYUKEVICH Irina | URS Kobe (JPN) | 4 SEP 1985 |

| Rk | Bib | Name | NUSF Code | Date of Birth | 1 | 2 | 3 | 4 | 5 | 6 | Result | Wind |
|----|------|--------------------------|-----------|---------------|--------------|--------------|---------------------|--------------|--------------|--------------|-------------|------------|
| 1 | 944 | ROTARU Alina | ROU | 5 JUN 1993 | X +1.1 | X +0.2 | 6.41 +0.9 | 6.39 +0.4 | 6.65 +0.3 | 6.56 +0.1 | 6.65 | +0.3 |
| 2 | 270 | PANAYI Nektaria | CYP | 20 MAR 1990 | 6.42 +0.3 | X +0.2 | 6.27 +1.1 | 6.27 -0.1 | 6.36 +0.2 | 6.37 -0.2 | 6.42 | +0.3 |
| 3 | 432 | BUEHLER Anna | GER | 3 JUN 1997 | X +0.8 | 6.20 +0.2 | 6.28 +0.4 | 6.30 0.0 | 6.37 +0.4 | 6.38 +0.1 | 6.38 | +0.1 |
| 4 | 143 | MITKOVA Milena Krasimir | BUL | 26 JAN 1990 | X +0.6 | 6.19 +0.8 | 6.24 +0.9 | 6.01 -0.4 | 6.26 -0.4 | 6.19 0.0 | 6.26 | -0.4 |
| 5 | 389 | SOW Rougui | FRA | 7 JUN 1995 | 6.21 +0.1 | X +1.2 | 6.17 +0.5 | X +0.8 | 6.12 -0.3 | X +0.1 | 6.21 | +0.1 |
| 6 | 982 | PRINSLOO Lynique | RSA | 30 MAR 1991 | 6.21 0.0 | X +0.1 | 5.94 +0.7 | X +0.9 | 6.07 -0.1 | X +0.2 | 6.21 | 0.0 |
| 7 | 1281 | SAMUELS Samiyah Brielle | USA | 2 OCT 1997 | 6.17 +0.8 | 6.13 -0.9 | 6.00 +0.8 | 6.01 +0.4 | X +0.4 | 5.85 +0.1 | 6.17 | +0.8 |
| 8 | 689 | GRIVA Mara | LAT | 4 AUG 1989 | 6.15 +0.6 | 6.16 +0.2 | 6.05 0.0 | 6.14 +0.6 | X +0.2 | 6.15 +0.2 | 6.16 | +0.2 |
| 9 | 17 | BELABIOD Tahani Roumaiss | ALG | 28 FEB 1991 | X +0.7 | 6.10 +0.4 | X +0.1 | | | | 6.10 | +0.4 |
| 10 | 366 | BOGDANOFF Aleksina Laura | FIN | 8 OCT 1990 | X +0.6 | X +0.5 | 6.04 +0.7 | | | | 6.04 | +0.7 |
| 11 | 223 | FU Luna | CHN | 3 MAY 1995 | X +0.3 | 5.74 +0.7 | 5.97 -0.1 | | | | 5.97 | SB -0.1 |
| 12 | 1221 | UNYUTHFUA Mary Zawadi | UGA | 3 FEB 1993 | 5.73 -0.1 | 5.75 +0.4 | X +0.5 | | | | 5.75 | +0.4 |

| | | | | | | | | | | | | |
|----------------|-----|------|-----|-----|-----|-----|-----|-----|------|-----|------|-----|
| Starting order | 1 | 2 | 3 | 4 | 5 | 6 | 7 | 8 | 9 | 10 | 11 | 12 |
| Initial | 17 | 432 | 944 | 270 | 389 | 982 | 366 | 223 | 1221 | 143 | 1281 | 689 |
| Final | 689 | 1281 | 982 | 389 | 143 | 432 | 944 | 270 | | | | |

Weather conditions

Temperature: 28°C

Humidity: 84%

Conditions: Partly cloudy

| | | | | | |
|----------------|------|----|-------------|---|---------|
| Legend: | | | | | |
| Rk | Rank | SB | Season Best | X | Failure |



TAIPEI STADIUM
臺北田徑場

TAIPEI 2017 SUN 周日
29th SUMMER UNIVERSIADE 27 AUG 2017
18:20

ATHLETICS
田徑

WOMEN'S TRIPLE JUMP
女子三級跳

FINAL



RESULTS

成績

| | | | | | |
|---------------------------|--------------|-------------------------|-----|----------------|-------------|
| WORLD RECORD | 15.50 | KRAVETS Inessa | UKR | Göteborg (SWE) | 10 AUG 1995 |
| UNIVERSIADE RECORD | 14.82 | KONEVA Ekaterina | RUS | Kazan (RUS) | 11 JUL 2013 |

| Rk | Bib | Name | NUSF Code | Date of Birth | 1 | 2 | 3 | 4 | 5 | 6 | Result | Wind |
|----|------|----------------------------|-----------|---------------|---------------|----------------------|---------------|---------------|----------------------|---------------|--------------|------------|
| 1 | 433 | ECKHARDT Neele | GER | 2 JUL 1992 | 13.62 +1.0 | X +0.4 | 13.40 -1.2 | 12.56 0.0 | 13.91 0.0 | 13.57 0.0 | 13.91 | 0.0 |
| 2 | 223 | FU Luna | CHN | 3 MAY 1995 | 13.53 +0.8 | 13.21 +1.3 | 12.87 -0.2 | 13.50 0.0 | 13.59 +0.5 | 13.58 -0.4 | 13.59 | PB +0.5 |
| 3 | 689 | GRIVA Mara | LAT | 4 AUG 1989 | 13.47 +1.9 | 13.58 +0.3 | 13.05 -1.3 | 13.15 +0.2 | 12.77 +0.1 | 13.00 -0.1 | 13.58 | SB +0.3 |
| 4 | 545 | CESTONARO Ottavia | ITA | 12 JAN 1995 | X -2.9 | 12.94 +0.5 | 13.15 +0.6 | X -0.6 | 13.51 +0.1 | 13.16 -0.5 | 13.51 | +0.1 |
| 5 | 624 | OVCHINNIKOVA Mariya | KAZ | 19 OCT 1998 | 13.34 +0.7 | 13.05 +0.3 | 12.83 +0.6 | 13.39 +0.1 | 13.28 +0.4 | 12.86 -0.6 | 13.39 | +0.1 |
| 6 | 991 | KANDJI Sangone | SEN | 9 JUN 1992 | 12.92 +1.2 | 12.70 +0.5 | 12.65 +1.0 | 12.89 +0.1 | 12.49 +0.9 | 12.74 -0.4 | 12.92 | +1.2 |
| 7 | 692 | MATULE Santa | LAT | 13 DEC 1992 | 12.82 +1.2 | 12.87 +1.1 | X +0.3 | X | 12.91 +0.5 | X -0.3 | 12.91 | +0.5 |
| 8 | 340 | ALVER Taehti | EST | 4 DEC 1994 | 12.49 -0.4 | 12.87 0.0 | X 0.0 | 12.34 +0.1 | X +0.1 | 12.81 -0.2 | 12.87 | 0.0 |
| 9 | 255 | RENTERIA CUESTA Nhayilla | COL | 12 OCT 1997 | 12.78 +1.2 | 12.83 +1.2 | 12.34 -0.6 | | | | 12.83 | +1.2 |
| 10 | 978 | NTSHINGILA Sibongile Patie | RSA | 26 AUG 1989 | X -1.0 | X -0.3 | 12.80 +0.3 | | | | 12.80 | +0.3 |
| 11 | 1195 | BITGIN Cemre | TUR | 21 JAN 1996 | 12.75 +0.3 | 12.36 +0.6 | 12.25 +0.4 | | | | 12.75 | +0.3 |
| 12 | 1275 | BURKS Tonyecia Kapri | USA | 29 APR 1996 | 12.19 +0.9 | 12.31 -1.8 | 12.51 +0.3 | | | | 12.51 | +0.3 |

| | | | | | | | | | | | | |
|----------------|------|-----|-----|-----|-----|-----|-----|-----|-----|-----|-----|------|
| Starting order | 1 | 2 | 3 | 4 | 5 | 6 | 7 | 8 | 9 | 10 | 11 | 12 |
| Initial | 1275 | 624 | 689 | 255 | 433 | 978 | 223 | 991 | 545 | 340 | 692 | 1195 |
| Final | 340 | 692 | 991 | 545 | 624 | 223 | 689 | 433 | | | | |

Weather conditions

Temperature: 32°C

Humidity: 67%

Conditions: Thunderstorm

| | | | | |
|----------------|-------------------------|----------------|-----------------------|------------------|
| Legend: | PB Personal Best | Rk Rank | SB Season Best | X Failure |
|----------------|-------------------------|----------------|-----------------------|------------------|





RESULTS

成績

| | | | |
|---------------------------|-------------------------------|-----------------------|-------------|
| WORLD RECORD | 23.12 BARNES Randy | USA Westwood CA (USA) | 20 MAY 1990 |
| UNIVERSIADE RECORD | 21.11 MACHURA Remigius | TCH Kobe (JPN) | 31 AUG 1985 |

| Rk | Bib | Name | NUSF Code | Date of Birth | 1 | 2 | 3 | Result |
|----|------|--------------------------|-----------|---------------|-------|-------|-------|---------|
| 1 | 892 | SZYSZKOWSKI Jakub Tomasz | POL | 21 AUG 1991 | 19.34 | 19.98 | | 19.98 Q |
| 2 | 923 | BELO Francisco | POR | 27 MAR 1991 | 18.56 | X | 19.75 | 19.75 Q |
| 3 | 132 | VENANCIO DOURADO W | BRA | 6 JAN 1994 | 18.08 | 18.62 | 19.51 | 19.51 Q |
| 4 | 104 | NICHYPAR Aliaksei | BLR | 10 APR 1993 | 19.19 | 19.37 | 19.41 | 19.41 q |
| 5 | 779 | DUROVIC Tomas | MNE | 14 FEB 1994 | 18.84 | 19.20 | - | 19.20 q |
| 6 | 1189 | OZDEVECI Osman Can | TUR | 23 AUG 1995 | 18.10 | 18.40 | 18.14 | 18.40 q |
| 7 | 1264 | CORNELIUS Cameron Bailey | USA | 13 JAN 1995 | 16.81 | 17.67 | 15.02 | 17.67 q |
| 8 | 167 | PARKER Sullivan Tate | CAN | 11 AUG 1993 | 16.50 | 16.81 | 17.14 | 17.14 |
| 9 | 333 | KOHA Karl | EST | 21 NOV 1994 | 16.83 | X | X | 16.83 |
| 10 | 786 | GOETHEER Remco | NED | 5 OCT 1992 | X | X | 16.71 | 16.71 |
| 11 | 202 | LOPEZ GONZALEZ M | CHI | 24 OCT 1990 | X | 16.64 | X | 16.64 |
| 12 | 649 | JI Hyunwoo | KOR | 20 APR 1996 | 16.49 | X | 16.54 | 16.54 |

Qualification: Qualifying performance 19.50 (Q) or at least 12 best performers (q) advance to the Final

| | | | | | | | | | | | | |
|----------------|-----|-----|-----|-----|-----|------|-----|-----|-----|-----|------|-----|
| Starting order | 1 | 2 | 3 | 4 | 5 | 6 | 7 | 8 | 9 | 10 | 11 | 12 |
| | 132 | 104 | 202 | 923 | 167 | 1189 | 649 | 786 | 333 | 779 | 1264 | 892 |

| | | | | | | | | | | | |
|----------------|---------|---|-----------------------|---|--------------------------|----|------|--|--|--|--|
| Legend: | | | | | | | | | | | |
| - | Pass | Q | Qualified by standard | q | Qualified by performance | Rk | Rank | | | | |
| X | Failure | | | | | | | | | | |



RESULTS

成績

| | | | |
|---------------------------|-------------------------------|-----------------------|-------------|
| WORLD RECORD | 23.12 BARNES Randy | USA Westwood CA (USA) | 20 MAY 1990 |
| UNIVERSIADE RECORD | 21.11 MACHURA Remigius | TCH Kobe (JPN) | 31 AUG 1985 |

| Rk | Bib Name | NUSF Code | Date of Birth | 1 | 2 | 3 | Result |
|----|------------------------------|-----------|---------------|-------|-------|-------|----------------|
| 1 | 934 GAG Andrei Marius | ROU | 27 APR 1991 | 19.38 | 20.45 | | 20.45 Q |
| 2 | 874 BUKOWIECKI Konrad | POL | 17 MAR 1997 | X | 19.95 | | 19.95 Q |
| 3 | 705 BANEVICIUS Sarunas | LTU | 20 NOV 1991 | 18.23 | X | 19.00 | 19.00 q |
| 4 | 970 VAN ROOYEN Jason Jullian | RSA | 4 FEB 1997 | 18.90 | 18.30 | X | 18.90 q |
| 5 | 1259 BLAIR Coy Justin | USA | 10 JUN 1994 | 17.49 | X | 18.17 | 18.17 q |
| 6 | 524 LEVI Itamar | ISR | 1 NOV 1991 | 17.34 | X | 17.36 | 17.36 |
| 7 | 609 IVANOV Ivan | KAZ | 3 JAN 1992 | X | 17.22 | X | 17.22 |
| 8 | 164 MILLMAN Peter Austin | CAN | 19 MAR 1994 | 16.16 | 16.25 | X | 16.25 |
| 9 | 327 ESPIN SANCHEZ E | ECU | 25 JUN 1996 | 15.77 | X | 15.22 | 15.77 |
| 10 | 1124 ASHUROV Faridun | TJK | 21 JUL 1991 | 11.32 | 11.59 | 12.23 | 12.23 |
| | 1141 LIN You-Ting | TPE | 5 SEP 1993 | X | X | X | NM |

Qualification: Qualifying performance 19.50 (Q) or at least 12 best performers (q) advance to the Final

| | | | | | | | | | | | |
|----------------|-----|------|-----|------|-----|-----|-----|------|-----|-----|-----|
| Starting order | 1 | 2 | 3 | 4 | 5 | 6 | 7 | 8 | 9 | 10 | 11 |
| | 327 | 1259 | 609 | 1141 | 934 | 164 | 970 | 1124 | 524 | 705 | 874 |

| | | | | | | | | | | | |
|----------------|---------|---|-----------------------|---|--------------------------|----|------|--|--|--|--|
| Legend: | | | | | | | | | | | |
| NM | No Mark | Q | Qualified by standard | q | Qualified by performance | Rk | Rank | | | | |
| X | Failure | | | | | | | | | | |



RESULTS

成績

| | | | | |
|---------------------------|--------------|----------------------|--------------------------|------------|
| WORLD RECORD | 74.08 | SCHULT Jürgen | GDR Neubrandenburg (GER) | 6 JUN 1986 |
| UNIVERSIADE RECORD | 69.46 | DELIS Luis | CUB Edmonton (CAN) | 8 JUL 1983 |

| Rk | Bib | Name | NUSF Code | Date of Birth | 1 | 2 | 3 | Result | |
|----|------|----------------------------|-----------|---------------|-------|-------|-------|--------|----|
| 1 | 477 | SZIKSZAI Robert Tamas | HUN | 30 SEP 1994 | 56.16 | 56.64 | 61.01 | 61.01 | Q |
| 2 | 1266 | JAGERS III Reginald Louis | USA | 13 AUG 1994 | 56.01 | 57.71 | 60.43 | 60.43 | Q |
| 3 | 739 | SHAMSHUDDIN Muhammad Irfan | MAS | 16 AUG 1995 | 53.34 | 57.42 | 56.43 | 57.42 | |
| 4 | 427 | KLAUS Maximilian | GER | 7 FEB 1996 | 56.20 | 55.37 | 56.11 | 56.20 | |
| 5 | 124 | DOS REIS Douglas Junior | BRA | 9 DEC 1995 | 50.10 | X | 55.94 | 55.94 | |
| 6 | 259 | MARKOVIC Martin | CRO | 13 JAN 1996 | 55.40 | X | X | 55.40 | SB |
| 7 | 292 | ELLEGAARD Andreas Hoeyby | DEN | 3 APR 1993 | 53.25 | X | 53.63 | 53.63 | |
| 8 | 653 | KIM Donghyuk | KOR | 16 OCT 1995 | X | 49.11 | 48.90 | 49.11 | |
| 9 | 327 | ESPIN SANCHEZ E | ECU | 25 JUN 1996 | 43.72 | 44.62 | 43.56 | 44.62 | |
| | 1124 | ASHUROV Faridun | TJK | 21 JUL 1991 | X | X | X | NM | |
| | 524 | LEVI Itamar | ISR | 1 NOV 1991 | X | X | X | NM | |

Qualification: Qualifying performance 60.00 (Q) or at least 12 best performers (q) advance to the Final

| | | | | | | | | | | | |
|----------------|-----|-----|-----|-----|------|-----|-----|-----|-----|------|-----|
| Starting order | 1 | 2 | 3 | 4 | 5 | 6 | 7 | 8 | 9 | 10 | 11 |
| | 124 | 259 | 524 | 739 | 1124 | 427 | 653 | 477 | 327 | 1266 | 292 |

| | | | | | | | | | | | |
|----------------|---------|---|-----------------------|----|------|----|-------------|--|--|--|--|
| Legend: | | | | | | | | | | | |
| NM | No Mark | Q | Qualified by standard | Rk | Rank | SB | Season Best | | | | |
| X | Failure | | | | | | | | | | |



RESULTS

成績

| | | | | |
|---------------------------|--------------|----------------------|--------------------------|------------|
| WORLD RECORD | 74.08 | SCHULT Jürgen | GDR Neubrandenburg (GER) | 6 JUN 1986 |
| UNIVERSIADE RECORD | 69.46 | DELIS Luis | CUB Edmonton (CAN) | 8 JUL 1983 |

| Rk | Bib | Name | NUSF Code | Date of Birth | 1 | 2 | 3 | Result | | |
|----|-----|--------------------------|-----------|---------------|-------|-------|--------------|--------------|---|----|
| 1 | 933 | FIRFIRICA Alin Alexandru | ROU | 3 NOV 1995 | 56.82 | 59.69 | 61.98 | 61.98 | Q | SB |
| 2 | 475 | HUSZAK Janos Richard | HUN | 5 FEB 1992 | 59.47 | - | - | 59.47 | q | |
| 3 | 747 | COTA CASTRO Mario | MEX | 11 SEP 1990 | 57.39 | 58.25 | 55.28 | 58.25 | q | |
| 4 | 405 | THOMPSON Gregory Leigh | GBR | 5 MAY 1994 | 57.12 | 56.30 | 57.94 | 57.94 | q | |
| 5 | 923 | BELO Francisco | POR | 27 MAR 1991 | 57.41 | 57.09 | 57.73 | 57.73 | q | |
| 6 | 712 | POSKA Domantas | LTU | 10 JAN 1996 | 55.42 | 51.90 | 56.70 | 56.70 | q | |
| 7 | 420 | BRANDT Torben Torsten | GER | 19 MAY 1995 | 50.78 | X | 50.24 | 50.78 | | |
| 8 | 970 | VAN ROOYEN Jason Jullian | RSA | 4 FEB 1997 | 45.07 | 47.15 | X | 47.15 | | |
| 9 | 857 | CAONG Carlo | PHI | 16 JUL 1996 | X | 38.73 | X | 38.73 | | |
| | 891 | STOJ Bartlomiej Pawe | POL | 15 MAY 1996 | X | X | X | NM | | |

Qualification: Qualifying performance 60.00 (Q) or at least 12 best performers (q) advance to the Final

| | | | | | | | | | | |
|----------------|-----|-----|-----|-----|-----|-----|-----|-----|-----|-----|
| Starting order | 1 | 2 | 3 | 4 | 5 | 6 | 7 | 8 | 9 | 10 |
| | 923 | 970 | 712 | 420 | 891 | 747 | 857 | 475 | 405 | 933 |

| | | | | | | | | | |
|----------------|------|-----------|-------------|----------|-----------------------|----------|--------------------------|--|--|
| Legend: | | | | | | | | | |
| - | Pass | NM | No Mark | Q | Qualified by standard | q | Qualified by performance | | |
| Rk | Rank | SB | Season Best | X | Failure | | | | |



RESULTS

成績

| | | | |
|---------------------------|-----------------------------|-------------------|-------------|
| WORLD RECORD | 98.48 Železný Jan | CZE Jena (GER) | 25 MAY 1996 |
| UNIVERSIADE RECORD | 86.50 CORBETT Marius | RSA Catania (ITA) | 28 JUL 1997 |

| Rk | Bib | Name | NUSF Code | Date of Birth | 1 | 2 | 3 | Result |
|----|------|------------------------|-----------|---------------|-------|-------|-------|---------|
| 1 | 1132 | CHENG Chao-Tsun | TPE | 17 OCT 1993 | 81.54 | | | 81.54 Q |
| 2 | 742 | MARDARE Andrian | MDA | 20 JUN 1995 | 77.69 | | | 77.69 Q |
| 3 | 884 | KRUKOWSKI Marcin | POL | 14 JUN 1992 | X | 72.01 | 77.28 | 77.28 Q |
| 4 | 579 | OGURA Kenji | JPN | 8 JUN 1995 | 74.95 | 73.81 | 76.13 | 76.13 Q |
| 5 | 716 | SIMOLIUNAS Skirmantas | LTU | 13 MAR 1994 | 75.28 | 70.87 | X | 75.28 |
| 6 | 50 | O'BRIEN Liam James | AUS | 13 APR 1996 | 74.14 | 66.95 | X | 74.14 |
| 7 | 1187 | ONCEL Emin | TUR | 1 MAY 1997 | 71.65 | 68.22 | X | 71.65 |
| 8 | 788 | TIMMERMAN Lars | NED | 19 APR 1991 | 70.60 | 71.01 | 68.71 | 71.01 |
| 9 | 679 | GRIVA Janis Svens | LAT | 23 APR 1993 | 69.37 | 66.23 | 70.75 | 70.75 |
| 10 | 1026 | SAMAC Vedran | SRB | 22 JAN 1990 | 70.71 | 66.82 | 66.32 | 70.71 |
| 11 | 360 | PELTOMAEKI Sami Markus | FIN | 11 JAN 1991 | 68.45 | 68.50 | 69.55 | 69.55 |
| 12 | 644 | BAE Yuil | KOR | 16 JUN 1994 | 62.28 | X | 67.57 | 67.57 |
| 13 | 159 | KARAKOLIS Evan G | CAN | 30 MAR 1994 | 62.98 | X | 60.91 | 62.98 |

Qualification: Qualifying performance 76.00 (Q) or at least 12 best performers (q) advance to the Final

| | | | | | | | | | | | | | |
|----------------|-----|-----|-----|-----|------|------|-----|-----|-----|------|----|-----|-----|
| Starting order | 1 | 2 | 3 | 4 | 5 | 6 | 7 | 8 | 9 | 10 | 11 | 12 | 13 |
| | 716 | 360 | 679 | 788 | 1132 | 1026 | 742 | 579 | 159 | 1187 | 50 | 644 | 884 |

Weather conditions

Temperature: 37°C

Humidity: 75%

Conditions: Partly cloudy

| | | | | | |
|----------------|-----------------------|----|------|---|---------|
| Legend: | Qualified by standard | Rk | Rank | X | Failure |
|----------------|-----------------------|----|------|---|---------|



RESULTS

成績

| | | | |
|---------------------------|-----------------------------|-------------------|-------------|
| WORLD RECORD | 98.48 Železný Jan | CZE Jena (GER) | 25 MAY 1996 |
| UNIVERSIADE RECORD | 86.50 CORBETT Marius | RSA Catania (ITA) | 28 JUL 1997 |

| Rk | Bib | Name | NUSF Code | Date of Birth | 1 | 2 | 3 | Result |
|----|------|----------------------------|-----------|---------------|-------|-------|-------|----------------|
| 1 | 424 | HOFMANN Andreas Emil | GER | 16 DEC 1991 | 83.51 | | | 83.51 Q |
| 2 | 1136 | HUANG Shih-Feng | TPE | 2 MAR 1992 | 72.77 | 74.48 | 77.78 | 77.78 Q |
| 3 | 476 | RIVASZ-TOTH Norbert | HUN | 6 MAY 1996 | 73.71 | 75.75 | - | 75.75 q |
| 4 | 827 | LANGTON BURNELL B | NZL | 7 OCT 1992 | 69.75 | 73.02 | 75.58 | 75.58 q |
| 5 | 54 | WHITE William David B | AUS | 6 JUN 1994 | 74.16 | 72.81 | 73.18 | 74.16 q |
| 6 | 1044 | RANASINGHE R M Sumedha Jag | SRI | 10 FEB 1991 | 70.32 | 68.12 | 72.25 | 72.25 q |
| 7 | 950 | GROBLER Johannes Jacobu | RSA | 6 AUG 1997 | 70.92 | 70.31 | 65.62 | 70.92 |
| 8 | 709 | MATUSEVICIUS Edis | LTU | 30 JUN 1996 | 70.61 | r | | 70.61 |
| 9 | 575 | KOMINAMI Takuto | JPN | 26 JUL 1995 | 68.28 | 70.43 | 69.43 | 70.43 |
| 10 | 850 | YASIR Muhammad | PAK | 1 MAY 1998 | 66.79 | 66.60 | 64.04 | 66.79 |
| 11 | 875 | CHMIELAK Hubert | POL | 19 JUN 1989 | 64.28 | 66.50 | X | 66.50 |
| 12 | 160 | KRZYSZKOWSKI John | CAN | 9 MAR 1994 | 65.10 | 61.39 | X | 65.10 |
| 13 | 1211 | OKELLO Robert | UGA | 4 JAN 1994 | 56.18 | X | 53.10 | 56.18 |
| | 521 | AL-YASARI Karrar Raad Muh | IRQ | 26 APR 1991 | | | | DNS |

Qualification: Qualifying performance 76.00 (Q) or at least 12 best performers (q) advance to the Final

| | | | | | | | | | | | | | | |
|----------------|-----|-----|-----|-----|-----|-----|----|-----|------|------|------|-----|-----|-----|
| Starting order | 1 | 2 | 3 | 4 | 5 | 6 | 7 | 8 | 9 | 10 | 11 | 12 | 13 | 14 |
| | 709 | 875 | 521 | 850 | 424 | 160 | 54 | 575 | 1211 | 1044 | 1136 | 827 | 476 | 950 |

Weather conditions

Temperature: 37°C

Humidity: 75%

Conditions: Partly cloudy

| | | | | | | | | |
|----------------|---|---------|-----|---------------|---|-----------------------|---|--------------------------|
| Legend: | - | Pass | DNS | Did not Start | Q | Qualified by standard | q | Qualified by performance |
| | r | Retired | Rk | Rank | X | Failure | | |



RESULTS

成績

| | | | | | |
|---------------------------|--------------|---------------------|-----|-----------------|-------------|
| WORLD RECORD | 86.74 | SEDYKH Yuriy | URS | Stuttgart (GER) | 30 AUG 1986 |
| UNIVERSIADE RECORD | 82.77 | TIKHON Ivan | BLR | Daegu (KOR) | 30 AUG 2003 |

| Rk | Bib | Name | NUSF Code | Date of Birth | 1 | 2 | 3 | Result |
|----|------|---------------------------|-----------|---------------|-------|-------|-------|---------|
| 1 | 1183 | BALTACI Ozkan | TUR | 13 FEB 1994 | 70.43 | | | 70.43 Q |
| 2 | 103 | BAREISHA Pavel | BLR | 16 FEB 1991 | 70.29 | | | 70.29 Q |
| 3 | 879 | FAJDEK Pawel | POL | 4 JUN 1989 | 67.97 | | | 67.97 Q |
| 4 | 535 | FALLONI Simone | ITA | 26 JUL 1999 | 67.47 | | | 67.47 Q |
| 5 | 1080 | KRUZLIAK Tomas | SVK | 9 FEB 1992 | 66.44 | | | 66.44 Q |
| 6 | 428 | MIKHAILOV Alexei Vladimir | GER | 12 APR 1996 | 64.11 | | | 64.11 Q |
| 7 | 1147 | WU Jhou-Wei | TPE | 8 MAR 1995 | 56.46 | 58.28 | 61.59 | 61.59 Q |
| 8 | 949 | FRECHOU Renaldo Rashual | RSA | 4 MAR 1992 | 60.84 | | | 60.84 Q |
| 9 | 499 | Taranveer Singh | IND | 1 OCT 1996 | 54.03 | X | X | 54.03 |
| 10 | 1125 | MUSOEV Abdurauf | TJK | 16 FEB 1996 | 53.01 | 51.56 | 53.38 | 53.38 |

Qualification: Qualifying performance 60.00 (Q) or at least 12 best performers (q) advance to the Final

| | | | | | | | | | | |
|----------------|-----|------|-----|------|-----|-----|------|-----|------|-----|
| Starting order | 1 | 2 | 3 | 4 | 5 | 6 | 7 | 8 | 9 | 10 |
| | 949 | 1183 | 428 | 1125 | 879 | 535 | 1080 | 499 | 1147 | 103 |

| | | | | | | |
|----------------|---|-----------------------|----|------|---|---------|
| Legend: | Q | Qualified by standard | Rk | Rank | X | Failure |
|----------------|---|-----------------------|----|------|---|---------|



RESULTS

成績

| | | | | |
|---------------------------|--------------|---------------------------|------------------|-------------|
| WORLD RECORD | 22.63 | LISOVSKAYA Natalya | URS Moskva (RUS) | 7 JUN 1987 |
| UNIVERSIADE RECORD | 20.82 | CHIZHOVA Nadezhda | URS Moskva (RUS) | 20 AUG 1973 |

| Rk | Bib | Name | NUSF Code | Date of Birth | 1 | 2 | 3 | Result |
|----|------|------------------------|-----------|---------------|-------|-------|-------|------------|
| 1 | 206 | DUCO SOLER Natalia | CHI | 31 JAN 1989 | 17.86 | | | 17.86 Q SB |
| 2 | 178 | CREW Brittany Ann Ni | CAN | 6 MAR 1994 | 17.34 | 17.48 | 17.06 | 17.48 |
| 3 | 907 | KARDASZ Klaudia | POL | 2 MAY 1996 | 17.23 | X | 16.40 | 17.23 |
| 4 | 446 | URBANIAK Lena | GER | 31 OCT 1992 | X | 15.45 | 16.43 | 16.43 |
| 5 | 413 | STRICKLER Amelia Jane | GBR | 24 JAN 1994 | X | X | 16.38 | 16.38 |
| 6 | 772 | OROZCO CASTRO M | MEX | 25 JAN 1998 | 15.40 | 15.64 | 15.69 | 15.69 |
| 7 | 792 | MULLER Lieke Rimkje | NED | 3 NOV 1994 | 14.86 | 14.17 | 15.54 | 15.54 |
| 8 | 1179 | WARREN Portious Kerish | TTO | 2 MAR 1996 | 15.01 | X | 15.50 | 15.50 |
| 9 | 721 | KUPSTYTE Giedre | LTU | 9 MAR 1992 | 14.90 | 15.44 | 15.11 | 15.44 |
| 10 | 985 | SENEKAL Ischke | RSA | 8 JAN 1993 | 14.86 | X | 14.83 | 14.86 |
| 11 | 693 | SIRMA Katrina | LAT | 31 MAR 1994 | 10.95 | 10.73 | 10.94 | 10.95 |
| | 744 | SURDU Dimitriana | MDA | 12 APR 1994 | X | X | X | NM |

Qualification: Qualifying performance 17.50 (Q) or at least 12 best performers (q) advance to the Final

| | | | | | | | | | | | | |
|----------------|-----|-----|-----|-----|------|-----|-----|-----|-----|-----|-----|-----|
| Starting order | 1 | 2 | 3 | 4 | 5 | 6 | 7 | 8 | 9 | 10 | 11 | 12 |
| | 744 | 693 | 907 | 721 | 1179 | 413 | 178 | 206 | 792 | 985 | 772 | 446 |

| | | | | | | | |
|----------------|---------|---|-----------------------|----|------|----|-------------|
| Legend: | | | | | | | |
| NM | No Mark | Q | Qualified by standard | Rk | Rank | SB | Season Best |
| X | Failure | | | | | | |



RESULTS

成績

| | | | | |
|---------------------------|--------------|---------------------------|------------------|-------------|
| WORLD RECORD | 22.63 | LISOVSKAYA Natalya | URS Moskva (RUS) | 7 JUN 1987 |
| UNIVERSIADE RECORD | 20.82 | CHIZHOVA Nadezhda | URS Moskva (RUS) | 20 AUG 1973 |

| Rk | Bib | Name | NUSF Code | Date of Birth | 1 | 2 | 3 | Result | |
|----|------|-------------------------|-----------|---------------|-------|-------|-------|--------|----|
| 1 | 434 | GAMBETTA Sara Mabel | GER | 18 FEB 1993 | 17.33 | 17.46 | 17.07 | 17.46 | q |
| 2 | 904 | GUBA Paulina Renata | POL | 14 MAY 1991 | 17.01 | 17.31 | 17.36 | 17.36 | q |
| 3 | 106 | KOLB Viktoryia | BLR | 26 OCT 1993 | 16.30 | 15.96 | 16.40 | 16.40 | q |
| 4 | 187 | MITTON Sarah Dawn | CAN | 20 JUN 1996 | 15.56 | 15.59 | X | 15.59 | q |
| 5 | 1273 | BOHAN Christine Jean | USA | 14 JUL 1995 | 15.13 | X | 14.78 | 15.13 | |
| 6 | 725 | ZARANKAITE Ieva | LTU | 23 NOV 1994 | 15.11 | 14.41 | 14.30 | 15.11 | |
| 7 | 1094 | AAKERSTROEM Frida Sofia | SWE | 29 NOV 1990 | 14.33 | 14.35 | X | 14.35 | |
| 8 | 1158 | CHIANG Ru-Ching | TPE | 13 DEC 1995 | X | 13.82 | 14.11 | 14.11 | |
| 9 | 313 | MIKKELSEN Anna Sofia | DEN | 17 DEC 1991 | 13.86 | 12.92 | 12.78 | 13.86 | SB |
| 10 | 502 | CHAUDHARY Kachnar | IND | 17 MAY 1999 | 12.87 | 12.31 | 12.70 | 12.87 | |
| 11 | 856 | GOMEZ BEJARANO S | PER | 30 APR 1999 | 9.70 | X | X | 9.70 | |
| 12 | 1020 | RESNIK Norma | SLO | 14 JUL 1996 | 9.46 | 8.78 | 9.59 | 9.59 | SB |

Qualification: Qualifying performance 17.50 (Q) or at least 12 best performers (q) advance to the Final

| | | | | | | | | | | | | |
|----------------|-----|-----|-----|------|------|------|-----|------|-----|-----|-----|-----|
| Starting order | 1 | 2 | 3 | 4 | 5 | 6 | 7 | 8 | 9 | 10 | 11 | 12 |
| | 106 | 313 | 434 | 1273 | 1158 | 1094 | 725 | 1020 | 856 | 904 | 502 | 187 |

| | | | | | | | | |
|----------------|---|--------------------------|----|------|----|-------------|---|---------|
| Legend: | q | Qualified by performance | Rk | Rank | SB | Season Best | X | Failure |
|----------------|---|--------------------------|----|------|----|-------------|---|---------|



RESULTS

成績

| | | | |
|---------------------------|----------------------------------|--------------------------|-------------|
| WORLD RECORD | 76.80 REINSCH Gabriele | GDR Neubrandenburg (GER) | 9 JUL 1988 |
| UNIVERSIADE RECORD | 67.96 KHRISTOVA Tsvetanka | BUL Zagreb (CRO) | 16 JUL 1987 |

| Rk | Bib | Name | NUSF Code | Date of Birth | 1 | 2 | 3 | Result |
|----|------|--------------------------|-----------|---------------|-------|-------|-------|----------------|
| 1 | 1272 | ALLMAN Valarie Carolyn | USA | 23 FEB 1995 | 53.12 | 58.33 | | 58.33 Q |
| 2 | 443 | PUDENZ Kristin | GER | 9 FEB 1993 | 57.20 | | | 57.20 Q |
| 3 | 919 | ZABAWSKA Daria Katarzyna | POL | 16 APR 1995 | 55.43 | | | 55.43 Q |
| 4 | 180 | ESSER Agnes Rachel | CAN | 22 AUG 1995 | 47.66 | 50.53 | 52.69 | 52.69 q |
| 5 | 375 | SIPPONEN Salla Maaria | FIN | 13 MAR 1995 | X | 51.49 | X | 51.49 q |
| 6 | 305 | BEBE Kathrine | DEN | 27 JAN 1991 | 49.57 | 50.99 | 50.89 | 50.99 |
| 7 | 229 | WANG Lan | CHN | 8 JUL 1993 | X | 49.39 | 46.05 | 49.39 |
| 8 | 144 | PETKOVA Renata Tsankova | BUL | 21 NOV 1995 | 46.04 | 45.81 | 47.59 | 47.59 |
| 9 | 207 | GALLARDO CRUCHET I | CHI | 20 JUL 1993 | X | 46.27 | 43.80 | 46.27 |
| 10 | 856 | GOMEZ BEJARANO S | PER | 30 APR 1999 | X | 35.14 | X | 35.14 |

Qualification: Qualifying performance 55.00 (Q) or at least 12 best performers (q) advance to the Final

| | | | | | | | | | | |
|----------------|-----|-----|------|-----|-----|-----|-----|-----|-----|-----|
| Starting order | 1 | 2 | 3 | 4 | 5 | 6 | 7 | 8 | 9 | 10 |
| | 856 | 229 | 1272 | 180 | 919 | 305 | 443 | 144 | 375 | 207 |

| | | | | | | | |
|----------------|--------------------------|----------|-----------------------|-----------|------|----------|---------|
| Legend: | Qualified by performance | Q | Qualified by standard | Rk | Rank | X | Failure |
|----------------|--------------------------|----------|-----------------------|-----------|------|----------|---------|



RESULTS

成績

| | | | |
|---------------------------|----------------------------------|--------------------------|-------------|
| WORLD RECORD | 76.80 REINSCH Gabriele | GDR Neubrandenburg (GER) | 9 JUL 1988 |
| UNIVERSIADE RECORD | 67.96 KHRISTOVA Tsvetanka | BUL Zagreb (CRO) | 16 JUL 1987 |

| Rk | Bib | Name | NUSF Code | Date of Birth | 1 | 2 | 3 | Result | |
|----|------|--------------------------|-----------|---------------|-------|-------|-------|--------|------|
| 1 | 550 | STRUMILLO Stefania | ITA | 14 JAN 1989 | 52.86 | 56.65 | | 56.65 | Q |
| 2 | 62 | GOLLSHEWSKY Taryn Linley | AUS | 18 MAY 1993 | 56.39 | | | 56.39 | Q |
| 3 | 985 | SENEKAL Ischke | RSA | 8 JAN 1993 | 52.80 | X | 56.04 | 56.04 | Q SB |
| 4 | 505 | Kamalpreet Kaur | IND | 4 MAR 1996 | 52.94 | X | 55.95 | 55.95 | Q |
| 5 | 350 | TOLLASSON Kaetlin | EST | 4 JUN 1993 | 53.67 | 54.83 | 54.00 | 54.83 | q |
| 6 | 1167 | LI Tsai-Yi | TPE | 3 DEC 1989 | 27.87 | 53.72 | X | 53.72 | q |
| 7 | 896 | AUGUSTYNIAK Lidia Edyta | POL | 14 MAY 1994 | X | X | 53.14 | 53.14 | q |
| 8 | 26 | ARMADA Ailen | ARG | 3 OCT 1998 | X | 45.82 | 49.54 | 49.54 | |
| 9 | 1273 | BOHAN Christine Jean | USA | 14 JUL 1995 | 49.49 | 48.09 | X | 49.49 | |
| 10 | 725 | ZARANKAITE Ieva | LTU | 23 NOV 1994 | 45.91 | X | X | 45.91 | |

Qualification: Qualifying performance 55.00 (Q) or at least 12 best performers (q) advance to the Final

| | | | | | | | | | | |
|----------------|-----|------|----|-----|-----|-----|-----|----|------|-----|
| Starting order | 1 | 2 | 3 | 4 | 5 | 6 | 7 | 8 | 9 | 10 |
| | 550 | 1167 | 26 | 896 | 985 | 350 | 505 | 62 | 1273 | 725 |

| | | | | | | | | | |
|----------------|--------------------------|---|-----------------------|----|------|----|-------------|--|--|
| Legend: | | | | | | | | | |
| q | Qualified by performance | Q | Qualified by standard | Rk | Rank | SB | Season Best | | |
| X | Failure | | | | | | | | |



RESULTS

成績

| | | | |
|---------------------------|--------------------------------|---------------------|-------------|
| WORLD RECORD | 72.28 Špotáková Barbora | CZE Stuttgart (GER) | 13 SEP 2008 |
| UNIVERSIADE RECORD | 69.82 MENENDEZ Osleidys | CUB Beijing (CHN) | 29 AUG 2001 |

| Rk | Bib | Name | NUSF Code | Date of Birth | 1 | 2 | 3 | Result |
|----|------|-------------------------|-----------|---------------|-------|-------|-------|----------------|
| 1 | 438 | HUSSONG Christin Daniel | GER | 17 MAR 1994 | 60.18 | | | 60.18 Q |
| 2 | 690 | KOCINA Anete | LAT | 5 FEB 1996 | 57.85 | X | 54.08 | 57.85 q |
| 3 | 602 | SAITO Marina | JPN | 15 OCT 1995 | 57.24 | 55.40 | 57.11 | 57.24 q |
| 4 | 487 | SZILAGYI Reka | HUN | 19 JAN 1996 | 55.48 | X | X | 55.48 q |
| 5 | 370 | KANGAS Jenni Pirita Su | FIN | 3 JUL 1992 | 55.00 | 50.34 | 55.12 | 55.12 q |
| 6 | 987 | VAN DYK Jo Ane | RSA | 3 OCT 1997 | 54.44 | 53.34 | 54.55 | 54.55 q |
| 7 | 1203 | TUGSUZ Eda | TUR | 27 MAR 1997 | X | 51.85 | 53.29 | 53.29 |
| 8 | 68 | LITTLE Mackenzie Patri | AUS | 22 DEC 1996 | 48.17 | 52.09 | X | 52.09 |
| 9 | 820 | BOLLE Andrea Enerstad | NOR | 8 MAR 1992 | 51.91 | X | 47.98 | 51.91 |
| 10 | 139 | NISIMURA LORENZON D. M. | BRA | 26 MAR 1994 | 44.96 | 51.51 | 51.77 | 51.77 |
| 11 | 81 | HUDSON Victoria | AUT | 28 MAY 1996 | 47.82 | 49.35 | 47.67 | 49.35 |
| 12 | 834 | PEETERS Victoria Elise | NZL | 17 MAY 1994 | 44.57 | 48.50 | X | 48.50 |
| 13 | 191 | PRYKE Ashley Elizabet | CAN | 7 JUL 1997 | 48.41 | X | X | 48.41 |
| 14 | 1166 | LI Hui-Jun | TPE | 12 MAY 1999 | 47.82 | X | X | 47.82 |
| 15 | 317 | VESTERGAARD Marie | DEN | 15 DEC 1991 | 40.93 | 47.42 | 46.77 | 47.42 |
| 16 | 352 | TSERNOVA Laura | EST | 10 JAN 1995 | 40.62 | X | 39.05 | 40.62 |
| 17 | 852 | SIDDIQUE Ghazala | PAK | 12 APR 1994 | X | 29.90 | X | 29.90 |

Qualification: Qualifying performance 58.00 (Q) or at least 12 best performers (q) advance to the Final

| | | | | | | | | | | | | | | |
|----------------|-----|-----|-----|-----|------|----|-----|-----|------|-----|-----|-----|-----|-----|
| Starting order | 1 | 2 | 3 | 4 | 5 | 6 | 7 | 8 | 9 | 10 | 11 | 12 | 13 | 14 |
| | 68 | 852 | 690 | 834 | 1166 | 81 | 317 | 191 | 1203 | 438 | 139 | 487 | 987 | 820 |
| Starting order | 15 | 16 | 17 | | | | | | | | | | | |
| | 370 | 602 | 352 | | | | | | | | | | | |

Weather conditions

Temperature: 30°C

Humidity: 71%

Conditions: Cloudy

| | | | | | | | |
|----------------|--------------------------|----------|-----------------------|-----------|------|----------|---------|
| Legend: | Qualified by performance | Q | Qualified by standard | Rk | Rank | X | Failure |
|----------------|--------------------------|----------|-----------------------|-----------|------|----------|---------|



RESULTS

成績

| | | | |
|---------------------------|--------------------------------|---------------------|-------------|
| WORLD RECORD | 72.28 Špotáková Barbora | CZE Stuttgart (GER) | 13 SEP 2008 |
| UNIVERSIADE RECORD | 69.82 MENENDEZ Osleidys | CUB Beijing (CHN) | 29 AUG 2001 |

| Rk | Bib | Name | NUSF Code | Date of Birth | 1 | 2 | 3 | Result |
|----|------|-----------------------------|-----------|---------------|-------|-------|--------------|-------------------|
| 1 | 598 | KITAGUCHI Haruka | JPN | 16 MAR 1998 | 51.15 | 52.03 | 57.96 | 57.96 q |
| 2 | 917 | WITEK Marcelina Klaud | POL | 2 JUN 1995 | 53.95 | 52.32 | 57.71 | 57.71 q |
| 3 | 720 | JASIUNAITE Liveta | LTU | 26 JUL 1994 | 55.41 | 52.74 | 57.43 | 57.43 q |
| 4 | 228 | SU Lingdan | CHN | 12 JAN 1997 | 49.22 | 50.28 | 57.38 | 57.38 q |
| 5 | 286 | SEDIVA Irena | CZE | 19 JAN 1992 | 54.25 | 54.09 | 51.53 | 54.25 q |
| 6 | 688 | GRIVA Gundega | LAT | 8 APR 1991 | 48.72 | 51.31 | 54.14 | 54.14 q SB |
| 7 | 388 | NICOLLIN Margaux | FRA | 1 MAY 1995 | 47.27 | X | 53.07 | 53.07 |
| 8 | 57 | BROOKS Kathryn Nicole | AUS | 11 NOV 1997 | 46.97 | 45.53 | 52.65 | 52.65 |
| 9 | 373 | NOKELAINEN Heidi Aino Elin | FIN | 30 SEP 1990 | 51.95 | 50.61 | 47.43 | 51.95 |
| 10 | 140 | TORRES GONCALVES DI Rafaela | BRA | 27 NOV 1991 | 48.34 | 51.18 | 45.39 | 51.18 |
| 11 | 1013 | LETNAR Bernarda | SLO | 26 DEC 1989 | 50.58 | X | 49.35 | 50.58 |
| 12 | 479 | BOGDAN Annabella | HUN | 7 APR 1992 | 49.16 | X | 47.94 | 49.16 |
| 13 | 622 | NAZAROVA Varvara | KAZ | 2 JUL 1997 | 48.24 | 47.62 | X | 48.24 |
| 14 | 193 | SPRINGER Jaimee Lynn | CAN | 21 FEB 1992 | 43.32 | X | 45.61 | 45.61 |
| 15 | 1047 | HENAPOLA Piyumi Ahinsa J | SRI | 10 APR 1994 | 33.41 | 34.89 | 35.92 | 35.92 |
| | 1156 | CHANG Chu | TPE | 11 SEP 1997 | | | | DNS |

Qualification: Qualifying performance 58.00 (Q) or at least 12 best performers (q) advance to the Final

| | | | | | | | | | | | | | | |
|----------------|-----|-----|-----|------|-----|-----|-----|------|-----|------|----|-----|-----|-----|
| Starting order | 1 | 2 | 3 | 4 | 5 | 6 | 7 | 8 | 9 | 10 | 11 | 12 | 13 | 14 |
| | 286 | 140 | 622 | 1047 | 688 | 598 | 917 | 1156 | 720 | 1013 | 57 | 228 | 388 | 373 |
| Starting order | 15 | 16 | | | | | | | | | | | | |
| | 193 | 479 | | | | | | | | | | | | |

Weather conditions

Temperature: 30°C

Humidity: 71%

Conditions: Cloudy

| | | | | | | |
|----------------|---------------|---|--------------------------|----|------|-------------|
| Legend: | | | | | | |
| DNS | Did not Start | q | Qualified by performance | Rk | Rank | SB |
| X | Failure | | | | | Season Best |



RESULTS

成績

| | | | | |
|---------------------------|--------------|-------------------------|--------------------|-------------|
| WORLD RECORD | 82.98 | WLODARCZYK Anita | POL Warszawa (POL) | 28 AUG 2016 |
| UNIVERSIADE RECORD | 75.83 | HEIDLER Betty | GER Beograd (SRB) | 10 JUL 2009 |

| Rk | Bib | Name | NUSF Code | Date of Birth | 1 | 2 | 3 | Result |
|----|------|------------------------------|-----------|---------------|-------|-------|-------|---------|
| 1 | 900 | FIODOROW Joanna | POL | 4 MAR 1989 | 67.23 | | | 67.23 Q |
| 2 | 481 | GYURATZ Reka | HUN | 31 MAY 1996 | 63.38 | | | 63.38 Q |
| 3 | 546 | FANTINI Sara | ITA | 16 SEP 1997 | 55.78 | 62.92 | | 62.92 Q |
| 4 | 835 | RATCLIFFE Julia Susan | NZL | 14 JUL 1993 | 58.57 | 60.66 | | 60.66 Q |
| 5 | 1089 | KANUCHOVA Veronika | SVK | 19 APR 1993 | 60.45 | | | 60.45 Q |
| 6 | 791 | HOLTHUIJSEN Sina Mai | NED | 17 JUL 1996 | 55.30 | 53.72 | 54.98 | 55.30 |
| 7 | 623 | NUSSUPBEKOVA Diana | KAZ | 3 NOV 1995 | 54.46 | X | 53.18 | 54.46 |
| 8 | 1280 | MARTIN Mikaila Alexis | USA | 14 APR 1997 | 52.71 | X | X | 52.71 |
| 9 | 30 | GOMEZ Daniela Ayelen | ARG | 24 AUG 1993 | 50.54 | X | 49.32 | 50.54 |
| | 250 | BELTRAN MOYA Maria Alejandra | COL | 20 FEB 1994 | X | X | X | NM |
| | 85 | SKYDAN Hanna | AZE | 14 MAY 1992 | X | X | X | NM |

Qualification: Qualifying performance 59.00 (Q) or at least 12 best performers (q) advance to the Final

| | | | | | | | | | | | |
|----------------|-----|-----|----|-----|-----|-----|----|-----|------|-----|------|
| Starting order | 1 | 2 | 3 | 4 | 5 | 6 | 7 | 8 | 9 | 10 | 11 |
| | 835 | 481 | 85 | 900 | 791 | 623 | 30 | 250 | 1089 | 546 | 1280 |

Weather conditions

Temperature: 37°C

Humidity: 75%

Conditions: Partly cloudy

| | | | | |
|----------------|-------------------|--------------------------------|----------------|------------------|
| Legend: | NM No Mark | Q Qualified by standard | Rk Rank | X Failure |
|----------------|-------------------|--------------------------------|----------------|------------------|



RESULTS

成績

| | | | | |
|---------------------------|--------------|-------------------------|--------------------|-------------|
| WORLD RECORD | 82.98 | WLODARCZYK Anita | POL Warszawa (POL) | 28 AUG 2016 |
| UNIVERSIADE RECORD | 75.83 | HEIDLER Betty | GER Beograd (SRB) | 10 JUL 2009 |

| Rk | Bib | Name | NUSF Code | Date of Birth | 1 | 2 | 3 | Result |
|----|------|---------------------------|-----------|---------------|-------|-------|-------|---------|
| 1 | 910 | KOPRON Malwina | POL | 16 NOV 1994 | 73.01 | | | 73.01 Q |
| 2 | 107 | MALYSHCHYK Hanna | BLR | 4 FEB 1994 | 68.07 | | | 68.07 Q |
| 3 | 281 | KRALOVA Tereza | CZE | 22 OCT 1989 | X | 65.25 | | 65.25 Q |
| 4 | 1201 | KAYA SALMAN Kivilcim | TUR | 27 MAR 1992 | X | 65.11 | | 65.11 Q |
| 5 | 390 | TAVERNIER Alexandra | FRA | 13 DEC 1993 | 64.20 | | | 64.20 Q |
| 6 | 138 | MARCELINO Mariana Grasiel | BRA | 16 JUL 1992 | 62.07 | | | 62.07 Q |
| 7 | 70 | NIELSEN Lara Louise | AUS | 19 DEC 1992 | X | 58.15 | 60.42 | 60.42 Q |
| 8 | 435 | GIMMLER Sophie | GER | 18 MAR 1996 | 59.99 | | | 59.99 Q |
| 9 | 974 | JANSE VAN VUUREN L | RSA | 24 APR 1996 | 58.02 | 58.53 | 59.85 | 59.85 Q |
| 10 | 180 | ESSER Agnes Rachel | CAN | 22 AUG 1995 | 57.42 | 57.26 | 57.61 | 57.61 |
| 11 | 1282 | SCAIFE Taylor Thristin | USA | 25 DEC 1996 | X | 51.34 | X | 51.34 |
| | 252 | GAVIRIA MALDONAD M | COL | 26 MAY 1997 | X | X | X | NM |

Qualification: Qualifying performance 59.00 (Q) or at least 12 best performers (q) advance to the Final

| | | | | | | | | | | | | |
|----------------|-----|-----|----|-----|-----|-----|-----|------|-----|------|-----|-----|
| Starting order | 1 | 2 | 3 | 4 | 5 | 6 | 7 | 8 | 9 | 10 | 11 | 12 |
| | 390 | 910 | 70 | 435 | 138 | 107 | 180 | 1282 | 252 | 1201 | 281 | 974 |

Weather conditions

Temperature: 37°C

Humidity: 75%

Conditions: Partly cloudy

| | | | | | | | | | | | |
|----------------|---------|---|-----------------------|----|------|---|---------|--|--|--|--|
| Legend: | | | | | | | | | | | |
| NM | No Mark | Q | Qualified by standard | Rk | Rank | X | Failure | | | | |



RESULTS

成績

| | | | | |
|---------------------------|--------------|-------------------------|-----------------------|-------------|
| WORLD RECORD | 23.12 | BARNES Randy | USA Westwood CA (USA) | 20 MAY 1990 |
| UNIVERSIADE RECORD | 21.11 | MACHURA Remigius | TCH Kobe (JPN) | 31 AUG 1985 |

| Rk | Bib | Name | NUSF Code | Date of Birth | 1 | 2 | 3 | 4 | 5 | 6 | Result |
|----|------|--------------------------|-----------|---------------|-------|--------------|--------------|-------|-------|-------|-----------------|
| 1 | 923 | BELO Francisco | POR | 27 MAR 1991 | 19.24 | X | 20.86 | X | 20.64 | X | 20.86 PB |
| 2 | 874 | BUKOWIECKI Konrad | POL | 17 MAR 1997 | 18.73 | 19.83 | X | 20.16 | X | X | 20.16 |
| 3 | 934 | GAG Andrei Marius | ROU | 27 APR 1991 | 19.68 | 20.12 | 20.05 | X | 19.87 | X | 20.12 |
| 4 | 104 | NICHYPAR Aliaksei | BLR | 10 APR 1993 | 20.09 | X | 19.12 | X | 19.80 | X | 20.09 |
| 5 | 892 | SZYSZKOWSKI Jakub Tomasz | POL | 21 AUG 1991 | 18.96 | 19.87 | X | X | 19.25 | X | 19.87 |
| 6 | 705 | BANEVICIUS Sarunas | LTU | 20 NOV 1991 | 18.56 | 19.72 | X | X | X | X | 19.72 PB |
| 7 | 132 | VENANCIO DOURADO W | BRA | 6 JAN 1994 | 18.85 | 19.25 | 18.82 | X | 18.90 | 19.09 | 19.25 |
| 8 | 1259 | BLAIR Coy Justin | USA | 10 JUN 1994 | 18.00 | 18.48 | 18.98 | 18.27 | X | 18.48 | 18.98 |
| 9 | 1189 | OZDEVECI Osman Can | TUR | 23 AUG 1995 | 17.89 | 18.08 | 18.52 | | | | 18.52 |
| 10 | 779 | DUROVIC Tomas | MNE | 14 FEB 1994 | 18.39 | 18.39 | X | | | | 18.39 |
| 11 | 970 | VAN ROOYEN Jason Jullian | RSA | 4 FEB 1997 | 17.92 | 17.99 | X | | | | 17.99 |
| 12 | 1264 | CORNELIUS Cameron Bailey | USA | 13 JAN 1995 | 17.31 | X | 17.48 | | | | 17.48 |

| Starting order | 1 | 2 | 3 | 4 | 5 | 6 | 7 | 8 | 9 | 10 | 11 | 12 |
|----------------|------|------|-----|------|-----|-----|-----|------|-----|-----|-----|-----|
| Initial | 132 | 1189 | 874 | 1259 | 970 | 923 | 705 | 1264 | 892 | 934 | 779 | 104 |
| Final | 1259 | 132 | 705 | 874 | 892 | 104 | 934 | 923 | | | | |

Weather conditions

Temperature: 30°C

Humidity: 71%

Conditions: Cloudy

| | | | |
|----------------|-------------------------|----------------|------------------|
| Legend: | PB Personal Best | Rk Rank | X Failure |
|----------------|-------------------------|----------------|------------------|



TAIPEI STADIUM
臺北田徑場

TAIPEI 2017 MON 周一
29TH SUMMER UNIVERSIADE 28 AUG 2017
18:20

ATHLETICS

田徑

MEN'S DISCUS

男子擲鐵餅

FINAL



RESULTS

成績

| | | | | |
|---------------------------|--------------|----------------------|--------------------------|------------|
| WORLD RECORD | 74.08 | SCHULT Jürgen | GDR Neubrandenburg (GER) | 6 JUN 1986 |
| UNIVERSIADE RECORD | 69.46 | DELIS Luis | CUB Edmonton (CAN) | 8 JUL 1983 |

| Rk | Bib | Name | NUSF Code | Date of Birth | 1 | 2 | 3 | 4 | 5 | 6 | Result |
|----|------|---------------------------|-----------|---------------|-------|-------|--------------|-------|-------|-------|----------|
| 1 | 1266 | JAGERS III Reginald Louis | USA | 13 AUG 1994 | 60.00 | X | 59.39 | 59.10 | 61.24 | X | 61.24 |
| 2 | 933 | FIRFIRICA Alin Alexandru | ROU | 3 NOV 1995 | X | 61.13 | 60.15 | 60.35 | 60.75 | 60.56 | 61.13 |
| 3 | 477 | SZIKSZAI Robert Tamas | HUN | 30 SEP 1994 | 52.88 | 57.52 | 60.91 | X | X | 58.47 | 60.91 |
| 4 | 747 | COTA CASTRO Mario | MEX | 11 SEP 1990 | 56.98 | 60.07 | X | 59.21 | X | 57.61 | 60.07 |
| 5 | 923 | BELO Francisco | POR | 27 MAR 1991 | 59.56 | 59.78 | 57.19 | X | 57.76 | 55.39 | 59.78 |
| 6 | 475 | HUSZAK Janos Richard | HUN | 5 FEB 1992 | 57.80 | 59.69 | X | 59.08 | X | X | 59.69 |
| 7 | 124 | DOS REIS Douglas Junior | BRA | 9 DEC 1995 | X | 59.37 | X | X | X | 56.34 | 59.37 |
| 8 | 405 | THOMPSON Gregory Leigh | GBR | 5 MAY 1994 | 56.57 | X | 57.52 | X | X | X | 57.52 |
| 9 | 712 | POSKA Domantas | LTU | 10 JAN 1996 | 57.38 | X | X | | | | 57.38 |
| 10 | 259 | MARKOVIC Martin | CRO | 13 JAN 1996 | X | 53.86 | 56.49 | | | | 56.49 SB |
| 11 | 427 | KLAUS Maximilian | GER | 7 FEB 1996 | 56.42 | 56.44 | 55.03 | | | | 56.44 |
| 12 | 739 | SHAMSHUDDIN M | MAS | 16 AUG 1995 | X | 53.25 | 53.48 | | | | 53.48 |

| | | | | | | | | | | | | |
|----------------|-----|-----|-----|-----|------|-----|-----|-----|-----|-----|-----|-----|
| Starting order | 1 | 2 | 3 | 4 | 5 | 6 | 7 | 8 | 9 | 10 | 11 | 12 |
| Initial | 124 | 712 | 923 | 405 | 1266 | 477 | 747 | 739 | 475 | 427 | 933 | 259 |
| Final | 405 | 124 | 475 | 923 | 1266 | 747 | 477 | 933 | | | | |

Weather conditions

Temperature: 32°C

Humidity: 64%

Conditions: Sunny

| | | | | | | |
|----------------|----|------|----|-------------|---|---------|
| Legend: | Rk | Rank | SB | Season Best | X | Failure |
|----------------|----|------|----|-------------|---|---------|





RESULTS

成績

| | | | | | |
|---------------------------|--------------|-----------------------|-----|---------------|-------------|
| WORLD RECORD | 98.48 | Železný Jan | CZE | Jena (GER) | 25 MAY 1996 |
| UNIVERSIADE RECORD | 86.50 | CORBETT Marius | RSA | Catania (ITA) | 28 JUL 1997 |

| Rk | Bib | Name | NUSF Code | Date of Birth | 1 | 2 | 3 | 4 | 5 | 6 | Result |
|----|------|-----------------------|-----------|---------------|--------------|-------|-------|--------------|-------|--------------|-----------------|
| 1 | 1132 | CHENG Chao-Tsun | TPE | 17 OCT 1993 | 83.91 | 82.45 | X | 84.37 | X | 91.36 | 91.36 UR |
| 2 | 424 | HOFMANN Andreas Emil | GER | 16 DEC 1991 | 83.00 | X | 85.59 | 85.97 | 88.33 | 91.07 | 91.07 PB |
| 3 | 1136 | HUANG Shih-Feng | TPE | 2 MAR 1992 | 81.34 | X | 81.96 | 86.64 | - | X | 86.64 PB |
| 4 | 742 | MARDARE Andrian | MDA | 20 JUN 1995 | 77.20 | X | 76.91 | 80.63 | X | 79.59 | 80.63 |
| 5 | 884 | KRUKOWSKI Marcin | POL | 14 JUN 1992 | 78.37 | 79.38 | 78.59 | 78.75 | X | 79.37 | 79.38 |
| 6 | 476 | RIVASZ-TOTH Norbert | HUN | 6 MAY 1996 | 77.23 | 73.64 | 72.41 | 78.42 | 75.79 | 74.84 | 78.42 |
| 7 | 54 | WHITE William David B | AUS | 6 JUN 1994 | 77.74 | 76.52 | X | 73.74 | X | X | 77.74 PB |
| 8 | 827 | LANGTON BURNELL B | NZL | 7 OCT 1992 | 75.93 | 71.88 | X | 67.26 | 73.93 | 70.98 | 75.93 |
| 9 | 579 | OGURA Kenji | JPN | 8 JUN 1995 | 72.03 | X | 74.82 | | | | 74.82 |
| 10 | 716 | SIMOLIUNAS Skirmantas | LTU | 13 MAR 1994 | 62.84 | 74.27 | 70.47 | | | | 74.27 |
| 11 | 50 | O'BRIEN Liam James | AUS | 13 APR 1996 | 65.19 | 68.83 | 69.80 | | | | 69.80 |
| 12 | 1044 | RANASINGHE R | SRI | 10 FEB 1991 | 69.65 | X | X | | | | 69.65 |

| Starting order | 1 | 2 | 3 | 4 | 5 | 6 | 7 | 8 | 9 | 10 | 11 | 12 |
|----------------|-----|-----|------|-----|-----|------|------|------|-----|-----|----|-----|
| Initial | 50 | 884 | 1136 | 579 | 827 | 1132 | 424 | 1044 | 716 | 476 | 54 | 742 |
| Final | 827 | 742 | 476 | 54 | 884 | 1136 | 1132 | 424 | | | | |

Weather conditions

Temperature: 34°C

Humidity: 55%

Conditions: Sunny

| | | | | | | | | |
|----------------|---|---------|-----------|---------------|-----------|------|-----------|--------------------|
| Legend: | - | Pass | PB | Personal Best | Rk | Rank | UR | Universiade Record |
| | X | Failure | | | | | | |



RESULTS

成績

| | | | | | |
|---------------------------|--------------|---------------------|-----|-----------------|-------------|
| WORLD RECORD | 86.74 | SEDYKH Yuriy | URS | Stuttgart (GER) | 30 AUG 1986 |
| UNIVERSIADE RECORD | 82.77 | TIKHON Ivan | BLR | Daegu (KOR) | 30 AUG 2003 |

| Rk | Bib | Name | NUSF Code | Date of Birth | 1 | 2 | 3 | 4 | 5 | 6 | Result |
|----|------|---------------------------|-----------|---------------|-------|-------|-------|-------|-------|-------|--------|
| 1 | 879 | FAJDEK Pawel | POL | 4 JUN 1989 | X | 72.57 | 79.16 | 77.34 | X | X | 79.16 |
| 2 | 103 | BAREISHA Pavel | BLR | 16 FEB 1991 | 68.89 | X | 71.75 | X | 77.98 | 73.59 | 77.98 |
| 3 | 743 | MARGHIEV Serghei | MDA | 6 NOV 1992 | 74.64 | 74.98 | 73.61 | X | X | 73.78 | 74.98 |
| 4 | 474 | HALASZ Bence | HUN | 4 AUG 1997 | 70.76 | 70.40 | 73.79 | X | X | 73.73 | 73.79 |
| 5 | 1183 | BALTACI Ozkan | TUR | 13 FEB 1994 | 72.65 | 71.95 | 73.58 | 72.85 | X | X | 73.58 |
| 6 | 535 | FALLONI Simone | ITA | 26 JUL 1999 | 71.75 | 70.74 | 72.18 | X | 73.24 | 70.83 | 73.24 |
| 7 | 1233 | REHEDA Serhii | UKR | 6 FEB 1994 | 70.34 | X | X | X | 69.16 | X | 70.34 |
| 8 | 957 | MAKHETHE Itumelengshepa | RSA | 19 FEB 1996 | 67.59 | 69.62 | X | 69.77 | 69.39 | 68.00 | 69.77 |
| 9 | 21 | GOMEZ Joaquin Gabriel | ARG | 14 OCT 1996 | X | 66.17 | 69.49 | | | | 69.49 |
| 10 | 428 | MIKHAILOV Alexei Vladimir | GER | 12 APR 1996 | 69.07 | X | X | | | | 69.07 |
| 11 | 1080 | KRUZLIAK Tomas | SVK | 9 FEB 1992 | 66.60 | 66.19 | 65.84 | | | | 66.60 |
| 12 | 949 | FRECHOU Renaldo Rashual | RSA | 4 MAR 1992 | X | 64.14 | 58.14 | | | | 64.14 |
| 13 | 582 | SUMI Kunihiro | JPN | 27 FEB 1994 | 64.00 | X | 62.25 | | | | 64.00 |
| 14 | 245 | AGUIRRE VANEGAS D | COL | 13 MAR 1995 | X | 59.96 | X | | | | 59.96 |
| 15 | 1147 | WU Jhou-Wei | TPE | 8 MAR 1995 | 59.51 | 57.78 | X | | | | 59.51 |
| | 748 | DEL REAL GALINDO D | MEX | 6 MAR 1994 | X | X | X | | | | NM |
| | 268 | POURSANIDIS Alexandros | CYP | 23 JAN 1993 | X | X | X | | | | NM |

| | | | | | | | | | | | | | | |
|----------------|-----|------|-----|------|------|------|-----|-----|-----|------|-----|-----|----|-----|
| Starting order | 1 | 2 | 3 | 4 | 5 | 6 | 7 | 8 | 9 | 10 | 11 | 12 | 13 | 14 |
| Initial | 474 | 1233 | 582 | 1183 | 268 | 1080 | 949 | 535 | 103 | 1147 | 428 | 879 | 21 | 748 |
| Final | 957 | 1233 | 103 | 535 | 1183 | 474 | 743 | 879 | | | | | | |
| Starting order | 15 | 16 | 17 | | | | | | | | | | | |
| Initial | 957 | 743 | 245 | | | | | | | | | | | |
| Final | | | | | | | | | | | | | | |

Weather conditions

Temperature: 28°C

Humidity: 84%

Conditions: Partly cloudy

| Legend: | |
|---------|---------|
| NM | No Mark |
| Rk | Rank |
| X | Failure |



RESULTS

成績

| | | | | | |
|---------------------------|--------------|---------------------------|-----|--------------|-------------|
| WORLD RECORD | 22.63 | LISOVSKAYA Natalya | URS | Moskva (RUS) | 7 JUN 1987 |
| UNIVERSIADE RECORD | 20.82 | CHIZHOVA Nadezhda | URS | Moskva (RUS) | 20 AUG 1973 |

| Rk | Bib | Name | NUSF Code | Date of Birth | 1 | 2 | 3 | 4 | 5 | 6 | Result |
|----|------|------------------------|-----------|---------------|-------|-------|--------------|-------|--------------|--------------|-----------------|
| 1 | 178 | CREW Brittany Ann Ni | CAN | 6 MAR 1994 | 17.74 | 17.72 | 18.00 | X | X | 18.34 | 18.34 |
| 2 | 907 | KARDASZ Klaudia | POL | 2 MAY 1996 | X | X | 16.73 | 16.90 | 17.71 | 17.90 | 17.90 PB |
| 3 | 904 | GUBA Paulina Renata | POL | 14 MAY 1991 | 17.32 | X | 17.21 | 17.23 | 17.76 | 17.36 | 17.76 |
| 4 | 206 | DUCO SOLER Natalia | CHI | 31 JAN 1989 | 17.09 | 17.33 | 17.73 | X | X | 17.63 | 17.73 |
| 5 | 434 | GAMBETTA Sara Mabel | GER | 18 FEB 1993 | 16.75 | 17.60 | X | X | X | X | 17.60 |
| 6 | 413 | STRICKLER Amelia Jane | GBR | 24 JAN 1994 | 16.39 | X | 16.63 | X | 17.13 | 16.56 | 17.13 PB |
| 7 | 446 | URBANIAK Lena | GER | 31 OCT 1992 | X | 16.68 | 16.35 | 16.08 | X | 16.72 | 16.72 |
| 8 | 106 | KOLB Viktoryia | BLR | 26 OCT 1993 | 15.86 | 16.22 | 16.58 | X | 16.04 | X | 16.58 |
| 9 | 772 | OROZCO CASTRO M | MEX | 25 JAN 1998 | 15.85 | 16.13 | 16.44 | | | | 16.44 SB |
| 10 | 187 | MITTON Sarah Dawn | CAN | 20 JUN 1996 | 16.01 | X | 16.32 | | | | 16.32 PB |
| 11 | 792 | MULLER Lieke Rimkje | NED | 3 NOV 1994 | 15.46 | 14.98 | X | | | | 15.46 |
| 12 | 1179 | WARREN Portious Kerish | TTO | 2 MAR 1996 | X | 13.82 | 15.03 | | | | 15.03 |

| Starting order | 1 | 2 | 3 | 4 | 5 | 6 | 7 | 8 | 9 | 10 | 11 | 12 |
|----------------|-----|-----|-----|-----|-----|-----|-----|-----|------|-----|-----|-----|
| Initial | 106 | 434 | 187 | 413 | 907 | 206 | 446 | 772 | 1179 | 792 | 904 | 178 |
| Final | 106 | 413 | 446 | 907 | 904 | 434 | 206 | 178 | | | | |

Weather conditions

Temperature: 32°C

Humidity: 67%

Conditions: Thunderstorm

| | | | | |
|----------------|-------------------------|----------------|-----------------------|------------------|
| Legend: | PB Personal Best | Rk Rank | SB Season Best | X Failure |
|----------------|-------------------------|----------------|-----------------------|------------------|



RESULTS

成績

| | | | |
|---------------------------|----------------------------------|--------------------------|-------------|
| WORLD RECORD | 76.80 REINSCH Gabriele | GDR Neubrandenburg (GER) | 9 JUL 1988 |
| UNIVERSIADE RECORD | 67.96 KHRISTOVA Tsvetanka | BUL Zagreb (CRO) | 16 JUL 1987 |

| Rk | Bib | Name | NUSF Code | Date of Birth | 1 | 2 | 3 | 4 | 5 | 6 | Result |
|----|------|--------------------------|-----------|---------------|-------|-------|-------|-------|-------|-------|--------|
| 1 | 443 | PUDENZ Kristin | GER | 9 FEB 1993 | 59.09 | X | 58.73 | 56.97 | X | X | 59.09 |
| 2 | 1272 | ALLMAN Valarie Carolyn | USA | 23 FEB 1995 | X | 49.37 | 55.83 | 53.66 | 58.36 | 52.83 | 58.36 |
| 3 | 62 | GOLLSHEWSKY Taryn Linley | AUS | 18 MAY 1993 | 53.82 | X | 53.81 | X | 58.11 | X | 58.11 |
| 4 | 919 | ZABAWSKA Daria Katarzyna | POL | 16 APR 1995 | 54.25 | 56.58 | X | X | 54.41 | X | 56.58 |
| 5 | 550 | STRUMILLO Stefania | ITA | 14 JAN 1989 | 50.39 | 55.37 | 56.16 | X | X | X | 56.16 |
| 6 | 505 | Kamalpreet Kaur | IND | 4 MAR 1996 | 46.27 | 55.07 | 53.15 | 54.99 | X | X | 55.07 |
| 7 | 350 | TOLLASSON Kaetlin | EST | 4 JUN 1993 | 52.98 | X | X | 50.84 | 53.16 | X | 53.16 |
| 8 | 375 | SIPPONEN Salla Maaria | FIN | 13 MAR 1995 | 51.87 | 53.03 | X | 49.19 | 53.13 | 49.04 | 53.13 |
| 9 | 896 | AUGUSTYNIAK Lidia Edyta | POL | 14 MAY 1994 | 52.37 | X | 52.91 | | | | 52.91 |
| 10 | 985 | SENEKAL Ischke | RSA | 8 JAN 1993 | 52.87 | X | 49.60 | | | | 52.87 |
| 11 | 1167 | LI Tsai-Yi | TPE | 3 DEC 1989 | 49.85 | 51.73 | X | | | | 51.73 |
| 12 | 180 | ESSER Agnes Rachel | CAN | 22 AUG 1995 | 47.22 | 48.24 | 49.93 | | | | 49.93 |

| Starting order | 1 | 2 | 3 | 4 | 5 | 6 | 7 | 8 | 9 | 10 | 11 | 12 |
|----------------|-----|-----|----|------|------|-----|-----|-----|-----|-----|-----|------|
| Initial | 350 | 505 | 62 | 1167 | 180 | 985 | 896 | 550 | 443 | 919 | 375 | 1272 |
| Final | 350 | 375 | 62 | 505 | 1272 | 550 | 919 | 443 | | | | |

Weather conditions

Temperature: 28°C

Humidity: 84%

Conditions: Partly cloudy

| | | | |
|----------------|------|---|---------|
| Legend: | | | |
| Rk | Rank | X | Failure |



RESULTS

成績

| | | | | | |
|---------------------------|--------------|--------------------------|-----|-----------------|-------------|
| WORLD RECORD | 72.28 | Špotáková Barbora | CZE | Stuttgart (GER) | 13 SEP 2008 |
| UNIVERSIADE RECORD | 69.82 | MENENDEZ Osleidys | CUB | Beijing (CHN) | 29 AUG 2001 |

| Rk | Bib | Name | NUSF Code | Date of Birth | 1 | 2 | 3 | 4 | 5 | 6 | Result |
|----|------|-------------------------|-----------|---------------|--------------|-------|-------|-------|--------------|--------------|-----------------|
| 1 | 917 | WITEK Marcelina Klaud | POL | 2 JUN 1995 | 51.10 | 56.94 | 59.45 | X | 63.31 | 61.39 | 63.31 PB |
| 2 | 602 | SAITO Marina | JPN | 15 OCT 1995 | 57.91 | 61.06 | 52.73 | 51.67 | X | 62.37 | 62.37 PB |
| 3 | 370 | KANGAS Jenni Pirita Su | FIN | 3 JUL 1992 | 60.98 | 58.44 | 56.13 | X | 55.31 | 53.84 | 60.98 PB |
| 4 | 1203 | TUGSUZ Eda | TUR | 27 MAR 1997 | 60.75 | X | X | X | 56.82 | 60.50 | 60.75 |
| 5 | 438 | HUSSONG Christin Daniel | GER | 17 MAR 1994 | 58.44 | 59.78 | 60.56 | X | 57.41 | 60.59 | 60.59 |
| 6 | 690 | KOCINA Anete | LAT | 5 FEB 1996 | 55.83 | 55.76 | 58.49 | 57.10 | X | 57.90 | 58.49 |
| 7 | 720 | JASIUNAITE Liveta | LTU | 26 JUL 1994 | 55.33 | 52.40 | 57.25 | X | X | X | 57.25 |
| 8 | 228 | SU Lingdan | CHN | 12 JAN 1997 | 57.20 | 56.32 | 56.31 | X | 52.35 | 54.07 | 57.20 |
| 9 | 987 | VAN DYK Jo Ane | RSA | 3 OCT 1997 | 57.02 | 55.54 | 54.43 | | | | 57.02 SB |
| 10 | 598 | KITAGUCHI Haruka | JPN | 16 MAR 1998 | 54.32 | 55.19 | 56.30 | | | | 56.30 |
| 11 | 286 | SEDIVA Irena | CZE | 19 JAN 1992 | 53.01 | 56.24 | X | | | | 56.24 |
| 12 | 688 | GRIVA Gundega | LAT | 8 APR 1991 | 50.25 | 47.63 | 52.98 | | | | 52.98 |
| 13 | 487 | SZILAGYI Reka | HUN | 19 JAN 1996 | 50.53 | 52.54 | 48.98 | | | | 52.54 |

| Starting order | 1 | 2 | 3 | 4 | 5 | 6 | 7 | 8 | 9 | 10 | 11 | 12 | 13 |
|----------------|-----|-----|-----|-----|-----|------|-----|-----|-----|-----|-----|-----|------|
| Initial | 487 | 720 | 438 | 987 | 602 | 917 | 370 | 228 | 690 | 286 | 598 | 688 | 1203 |
| Final | 228 | 720 | 690 | 917 | 438 | 1203 | 370 | 602 | | | | | |

| | | | | |
|----------------|-------------------------|----------------|-----------------------|------------------|
| Legend: | PB Personal Best | Rk Rank | SB Season Best | X Failure |
|----------------|-------------------------|----------------|-----------------------|------------------|



TAIPEI STADIUM
臺北田徑場

TAIPEI 2017 SAT 周六
29TH SUMMER UNIVERSIADE 26 AUG 2017
16:00

ATHLETICS
田徑

WOMEN'S HAMMER
女子鏈球

FINAL



RESULTS

成績

| | | | | | |
|---------------------------|--------------|-------------------------|-----|----------------|-------------|
| WORLD RECORD | 82.98 | WLODARCZYK Anita | POL | Warszawa (POL) | 28 AUG 2016 |
| UNIVERSIADE RECORD | 75.83 | HEIDLER Betty | GER | Beograd (SRB) | 10 JUL 2009 |

| Rk | Bib | Name | NUSF Code | Date of Birth | 1 | 2 | 3 | 4 | 5 | 6 | Result |
|----|------|---------------------------|-----------|---------------|--------------|-------|-------|-------|-------|-------|-----------------|
| 1 | 910 | KOPRON Malwina | POL | 16 NOV 1994 | 76.85 | X | 74.78 | X | X | 73.78 | 76.85 UR |
| 2 | 107 | MALYSHCHYK Hanna | BLR | 4 FEB 1994 | 72.13 | X | X | X | 73.49 | 74.93 | 74.93 |
| 3 | 900 | FIODOROW Joanna | POL | 4 MAR 1989 | X | 70.34 | X | 71.33 | 70.45 | X | 71.33 |
| 4 | 1201 | KAYA SALMAN Kivilcim | TUR | 27 MAR 1992 | 67.08 | 67.51 | 67.96 | 66.16 | 68.88 | 70.41 | 70.41 |
| 5 | 390 | TAVERNIER Alexandra | FRA | 13 DEC 1993 | 67.88 | 65.31 | 68.79 | 68.32 | 67.56 | 70.20 | 70.20 |
| 6 | 70 | NIELSEN Lara Louise | AUS | 19 DEC 1992 | 65.47 | X | 60.52 | X | X | 63.40 | 65.47 |
| 7 | 138 | MARCELINO Mariana Grasiel | BRA | 16 JUL 1992 | X | 64.62 | 65.39 | X | X | 63.71 | 65.39 |
| 8 | 281 | KRALOVA Tereza | CZE | 22 OCT 1989 | 65.06 | X | X | X | X | 61.13 | 65.06 |
| 9 | 481 | GYURATZ Reka | HUN | 31 MAY 1996 | X | X | 64.14 | | | | 64.14 |
| 10 | 1089 | KANUCHOVA Veronika | SVK | 19 APR 1993 | 63.14 | 62.80 | 63.06 | | | | 63.14 |
| 11 | 835 | RATCLIFFE Julia Susan | NZL | 14 JUL 1993 | X | X | 61.39 | | | | 61.39 |
| 12 | 546 | FANTINI Sara | ITA | 16 SEP 1997 | X | X | 60.82 | | | | 60.82 |
| 13 | 435 | GIMMLER Sophie | GER | 18 MAR 1996 | 54.30 | 54.39 | 60.71 | | | | 60.71 |
| 14 | 974 | JANSE VAN VUUREN L | RSA | 24 APR 1996 | 51.55 | 56.24 | 56.81 | | | | 56.81 |

| | | | | | | | | | | | | | | |
|----------------|-----|-----|-----|------|-----|-----|-----|-----|------|------|----|-----|-----|-----|
| Starting order | 1 | 2 | 3 | 4 | 5 | 6 | 7 | 8 | 9 | 10 | 11 | 12 | 13 | 14 |
| Initial | 138 | 910 | 281 | 390 | 974 | 107 | 835 | 900 | 1201 | 1089 | 70 | 546 | 435 | 481 |
| Final | 281 | 138 | 70 | 1201 | 390 | 900 | 107 | 910 | | | | | | |

Weather conditions

Temperature: 34°C

Humidity: 55%

Conditions: Sunny

| | | | | |
|----------------|------|----|--------------------|-----------|
| Legend: | | | | |
| Rk | Rank | UR | Universiade Record | X Failure |





FINAL RESULTS

總成績

| | | | |
|-------------------------------------|--------------------------|-------------------|-------------|
| WORLD DECATHLON RECORD | 9045 EATON Ashton | USA Beijing (CHN) | 29 AUG 2015 |
| UNIVERSIADE DECATHLON RECORD | 8380 SEBRLE Roman | CZE Catania (ITA) | 28 AUG 1997 |

| Rk | Bib Name | NUSF Code | 100m | LJ | SP | HJ | 400m | 110m H | DT | PV | JT | 1500m | Points | Points Behind Leader |
|----|---------------------------------------|-----------|----------------------------------------|---------------------------------------|------------------------------|-----------------------------|------------------------------|----------------------------------------|------------------------------|-----------------------------|------------------------------|--------------------|-------------|----------------------|
| 1 | 41 CRANSTON Kyle Stuart 3 SEP 1992 | AUS | 11.13 (-0.4) 832(3) 1655(5) | 7.04 (+0.5) 823(5) 2369(5) | 13.76 714(5) 2369(5) | 1.98 785(5) 3154(2) | 48.99 862(1) 4016(1) | 15.11 (-0.2) 836(6) 4852(1) | 41.53 696(6) 5548(1) | 4.60 790(3) 6338(1) | 56.30 682(3) 7020(1) | 4:42.08 667(4) | 7687 | SB |
| 2 | 357 HASSI Juuso Antero 4 APR 1993 | FIN | 11.17 (-0.6) 823(7) 1670(4) | 7.14 (+0.5) 847(4) 2391(2) | 13.88 721(4) 2391(2) | 1.95 758(7) 3149(3) | 50.80 778(9) 3927(5) | 15.17 (-0.2) 829(7) 4756(4) | 41.84 702(5) 5458(3) | 4.70 819(1) 6277(3) | 54.56 656(6) 6933(2) | 4:47.67 633(7) | 7566 | 121 |
| 3 | 824 BOOTH Aaron James 12 SEP 1996 | NZL | 11.19 (-0.4) 819(8) 1673(3) | 7.17 (+1.0) 854(2) 2370(4) | 13.49 697(9) 2370(4) | 2.01 813(2) 3183(1) | 49.75 826(5) 4009(2) | 15.85 (-1.6) 750(12) 4759(3) | 41.45 694(7) 5453(4) | 4.20 673(10) 6126(5) | 55.23 666(4) 6792(4) | 4:32.11 731(1) | 7523 | 164 PB |
| 4 | 102 ANDRALOITS Maksim 17 JUN 1997 | BLR | 11.14 (-0.6) 830(5) 1627(8) | 6.93 (+0.3) 797(8) 2335(7) | 13.66 708(7) 2335(7) | 1.95 758(8) 3093(5) | 49.38 843(4) 3936(4) | 14.84 (+1.2) 869(2) 4805(2) | 43.31 732(1) 5537(2) | 4.50 760(7) 6297(2) | 51.53 611(7) 6908(3) | 4:59.34 564(12) | 7472 | 215 |
| 5 | 274 LUKAS Marek 16 JUL 1991 | CZE | 11.37 (-1.2) 780(11) 1484(15) | 6.53 (-1.0) 704(15) 2240(11) | 14.45 756(1) 2240(11) | 1.80 627(13) 2867(15) | 50.64 785(8) 3652(12) | 15.00 (+1.2) 850(4) 4502(10) | 39.28 650(10) 5152(10) | 4.60 790(5) 5942(8) | 67.20 847(1) 6789(5) | 4:51.34 611(9) | 7400 | 287 |
| 6 | 964 PRETORIUS Fredriech 4 AUG 1995 | RSA | 11.22 (-1.2) 812(10) 1597(9) | 6.88 (-0.2) 785(9) 2298(9) | 13.56 701(8) 2298(9) | 1.98 785(6) 3083(6) | 51.70 738(14) 3821(8) | 14.96 (+1.2) 854(3) 4675(6) | 41.93 704(4) 5379(6) | 4.60 790(6) 6169(4) | 50.65 598(10) 6767(6) | 4:49.33 623(8) | 7390 | 297 |
| 7 | 382 LELIEVRE Jeremy 8 FEB 1991 | FRA | 11.19 (-1.2) 819(8) 1640(6) | 7.03 (+0.4) 821(6) 2386(3) | 14.29 746(3) 2386(3) | 1.80 627(15) 3013(9) | 49.31 847(3) 3860(6) | 15.18 (-0.2) 828(8) 4688(5) | 43.02 726(2) 5414(5) | 4.20 673(8) 6087(7) | 51.36 609(8) 6696(7) | 4:38.23 691(3) | 7387 | 300 |
| 8 | 385 MAUGEIN Maxime 27 SEP 1992 | FRA | 11.43 (-0.6) 767(14) 1534(11) | 6.80 (+0.3) 767(12) 2229(12) | 13.46 695(10) 2229(12) | 1.92 731(11) 2960(12) | 50.32 800(7) 3760(10) | 14.69 (+1.2) 887(1) 4647(7) | 37.92 622(12) 5269(7) | 4.70 819(2) 6088(6) | 50.20 592(11) 6680(8) | 4:47.34 635(6) | 7315 | 372 |
| 9 | 681 KREGERS Reinis 22 JAN 1992 | LAT | 11.45 (-0.4) 763(16) 1506(14) | 6.70 (+1.5) 743(13) 2171(15) | 12.96 665(14) 2171(15) | 1.98 785(4) 2956(13) | 51.61 742(13) 3698(11) | 16.62 (-1.6) 665(13) 4363(13) | 39.86 662(9) 5025(12) | 4.60 790(4) 5815(10) | 54.92 662(5) 6477(9) | 4:42.35 666(5) | 7143 | 544 |
| 10 | 1143 WANG Cheng-Yuan 9 OCT 1996 | TPE | 11.06 (-0.6) 847(2) 1697(2) | 7.15 (+0.4) 850(3) 2337(6) | 12.56 640(16) 2337(6) | 1.80 627(16) 2964(11) | 50.02 814(6) 3778(9) | 15.03 (-0.2) 846(5) 4624(8) | 35.61 576(13) 5200(9) | 4.20 673(11) 5873(9) | 49.13 576(12) 6449(10) | 5:10.04 503(13) | 6952 | 735 PB |
| 11 | 815 HOLMBERG H 23 SEP 1989 | NOR | 11.66 (-0.4) 719(18) 1403(17) | 6.44 (+0.7) 684(16) 2076(16) | 13.09 673(13) 2076(16) | 2.01 813(3) 2889(14) | 51.13 763(11) 3652(12) | 15.82 (-1.6) 753(11) 4405(11) | 42.86 723(3) 5128(11) | 3.70 535(13) 5663(11) | 47.13 546(13) 6209(11) | 4:51.86 607(11) | 6816 | 871 PB |



FINAL RESULTS

總成績

| | | | |
|-------------------------------------|--------------------------|-------------------|-------------|
| WORLD DECATHLON RECORD | 9045 EATON Ashton | USA Beijing (CHN) | 29 AUG 2015 |
| UNIVERSIADE DECATHLON RECORD | 8380 SEBRLE Roman | CZE Catania (ITA) | 28 AUG 1997 |

| Rk | Bib Name | NUSF Code | 100m | LJ | SP | HJ | 400m | 110m H | DT | PV | JT | 1500m | Points | Points Behind Leader |
|-----|-------------------------------------------------|-----------|----------------------------------------|---------------------------------------|------------------------------|-----------------------------|------------------------------|---------------------------------------|------------------------------|-----------------------------|-----------------------------|--------------------|-------------|----------------------|
| 12 | 174 TURNER James 4 AUG 1993 | CAN | 11.01 (-0.6) 858(1) 1732(1) | 7.25 (0.0) 874(1) 2441(1) | 13.69 709(6) 3094(4) | 1.83 653(12) 3094(4) | 49.13 855(2) 3949(3) | DQ 3949(14) | 41.14 688(8) 4637(14) | 4.20 673(9) 5310(13) | 59.48 730(2) 6040(13) | 4:34.76 714(2) | 6754 | 933 |
| 13 | 300 NIELSEN Christian Lind 5 AUG 1991 | DEN | 11.45 (-0.4) 763(15) 1537(10) | 6.83 (+0.4) 774(10) 2185(14) | 12.68 648(15) 2812(16) | 1.80 627(14) 2812(16) | 50.86 775(10) 3587(14) | 15.33 (-0.2) 810(9) 4397(12) | 30.33 471(14) 4868(13) | 4.00 617(12) 5485(12) | 50.66 598(9) 6083(12) | 4:51.46 610(10) | 6693 | 994 |
| 399 | LANE John Ernest 29 JAN 1989 | GBR | 11.13 (-1.2) 832(3) 1631(7) | 6.94 (+0.9) 799(7) 2313(8) | 13.24 682(12) 3071(7) | 1.95 758(9) 3071(7) | 51.17 761(12) 3832(7) | 15.67 (+1.2) 770(10) 4602(9) | 38.14 627(11) 5229(8) | DNS | | | DNF | |
| 123 | DE CARVALHO SANT J 30 AUG 1995 | BRA | 11.47 (-1.2) 759(17) 1526(12) | 6.80 (-0.5) 767(11) 2281(10) | 14.43 755(2) 2281(10) | 1.92 731(10) 3012(10) | DNF 3012(10) | DNF 3012(15) | | | | | DNF | |
| 760 | RUIZ LOPEZ F 20 FEB 1995 | MEX | 11.41 (-0.4) 771(13) 1410(16) | 6.24 (+0.8) 639(17) 2029(17) | 12.20 619(17) 2029(17) | NM 728(15) 2029(17) | 51.93 2757(16) | DNF | | | | | DNF | |
| 419 | BOLLINGER M 7 OCT 1996 | GER | 11.37 (-0.6) 780(11) 1509(13) | 6.64 (+0.4) 729(14) 2204(13) | 13.45 695(11) 2204(13) | 2.04 840(1) 3044(8) | DNF | | | | | | DNF | |
| 926 | REMEDIOS Samuel 24 FEB 1992 | POR | 11.14 (-1.2) 830(5) | NM 830(18) | DNF | | | | | | | | DNF | |

Legend:

| | | | | | | | |
|------------|----------------|------------|---------------|-----------|---------------|-----------|--------------|
| DNF | Did not Finish | DNS | Did not Start | DQ | Disqualified | DT | Discus Throw |
| H | Hurdles | HJ | High Jump | JT | Javelin Throw | LJ | Long Jump |
| NM | No Mark | PB | Personal Best | PV | Pole Vault | Rk | Rank |
| SB | Season Best | SP | Shot Put | | | | |



FINAL RESULTS

總成績

CORRECTED
27 AUG 22:11

| | | | |
|--------------------------------------|----------------------------------|--------------------|-------------|
| WORLD HEPTATHLON RECORD | 7291 JOYNER-KERSEE Jackie | USA Seoul (KOR) | 24 SEP 1988 |
| UNIVERSIADE HEPTATHLON RECORD | 6847 NIKITINA Larisa | URS Duisburg (GER) | 29 AUG 1989 |

| Rk | Bib Name | NUSF Code | 100m H | HJ | SP | 200m | LJ | JT | 800m | Points | Points Behind Leader | |
|----|----------------------------------------------|-----------|----------------------------|---------------------|----------------------|----------------------------|---------------------------|----------------------|------------------------|-------------|----------------------|--|
| 1 | 83 PREINER Verena 1 FEB 1995 | AUT | 13.90 (-1.4) 993(1) | 1.77 941(2) | 13.32 749(2) | 24.82 (-3.4) 903(1) | 5.94 (-0.2) 831(3) | 48.61 833(1) | 2:09.35 974(2) | 6224 | | |
| 2 | 58 BURNETT Alysha Jane 4 JAN 1997 | AUS | 14.60 (-1.4) 895(7) | 1.86 1054(1) | 12.46 692(7) | 25.92 (-0.2) 804(6) | 6.09 (+0.8) 877(2) | 46.26 788(2) | 2:27.45 725(7) | 5835 | 389 PB | |
| 3 | 96 VIDTS Noor 30 MAY 1996 | BEL | 14.27 (-1.4) 941(4) | 1.74 903(3) | 12.68 706(5) | 25.13 (-3.4) 875(2) | 6.20 (0.0) 912(1) | 31.37 503(13) | 2:15.37 888(3) | 5728 | 496 | |
| 4 | 368 HEIKKINEN Jutta Karita 27 OCT 1994 | FIN | 14.20 (-1.4) 950(3) | 1.68 830(11) | 12.23 676(9) | 25.62 (-0.2) 831(4) | 5.76 (-0.5) 777(4) | 44.91 762(3) | 2:23.22 780(5) | 5606 | 618 | |
| 5 | 134 CHEFER SPINOLA Vanessa 5 MAR 1990 | BRA | 15.20 (-1.4) 815(10) | 1.68 830(7) | 12.61 702(6) | 25.55 (-3.4) 837(3) | 5.63 (+1.3) 738(7) | 38.60 640(8) | 2:23.59 775(6) | 5337 | 887 | |
| 6 | 181 HUGGINS Dallyssa Jeline 31 OCT 1998 | CAN | 15.54 (-1.4) 772(11) | 1.74 903(4) | 12.78 713(3) | 26.32 (-0.2) 769(8) | 5.19 (0.0) 612(11) | 34.24 557(12) | 2:09.33 974(1) | 5300 | 924 | |
| 7 | 1159 CHU Chia-Ling 11 JAN 1991 | TPE | 14.06 (-1.4) 970(2) | 1.62 759(13) | 12.27 679(8) | 26.43 (-0.2) 760(9) | 5.71 (-0.4) 762(5) | 37.63 622(9) | 2:31.70 672(11) | 5224 | 1000 | |
| 8 | 227 PANG Yuting 28 MAY 1995 | CHN | 14.71 (-1.4) 880(8) | 1.71 867(5) | 11.70 641(11) | 26.93 (-0.2) 718(10) | 5.45 (-1.2) 686(9) | 42.40 713(5) | 2:30.19 690(10) | 5195 | 1029 | |
| 9 | 1092 MOKRASOVA Lucia 27 MAR 1994 | SVK | 14.93 (-1.4) 851(9) | 1.59 724(15) | 12.69 707(4) | 26.09 (-3.4) 789(7) | 5.32 (+0.6) 648(10) | 35.04 572(11) | 2:27.99 718(8) | 5009 | 1215 | |
| 10 | 663 KIM Chaeyoung 15 MAR 1991 | KOR | 15.62 (0.0) 762(12) | 1.68 830(8) | 10.58 567(14) | 27.36 (-0.2) 682(12) | 5.61 (+2.1) 732(8) | 35.69 585(10) | 2:38.27 593(13) | 4751 | 1473 | |
| 11 | 189 OUDENAARDEN Nicole Corrie 14 JAN 1994 | CAN | DQ 867(6) | 1.71 783(1) | 13.83 825(5) | 25.68 (-3.4) 825(5) | 5.70 (-0.4) 759(6) | 40.93 685(7) | 2:21.18 808(4) | 4727 | 1497 | |
| | | | | | | 867(18) | 1650(15) | 2475(15) | 3234(11) | 3919(12) | | |



FINAL RESULTS

總成績

CORRECTED
27 AUG 22:11

| | | | |
|-------------------------------|---------------------------|--------------------|-------------|
| WORLD HEPTATHLON RECORD | 7291 JOYNER-KERSEE Jackie | USA Seoul (KOR) | 24 SEP 1988 |
| UNIVERSIADE HEPTATHLON RECORD | 6847 NIKITINA Larisa | URS Duisburg (GER) | 29 AUG 1989 |

| Rk | Bib Name | NUSF Code | 100m H | HJ | SP | 200m | LJ | JT | 800m | Points | Points Behind Leader |
|----|---------------------------------------------------|-----------|----------------------------|---------------------|----------------------|----------------------------|---------------------------|-----------------------|------------------------|--------|----------------------|
| 12 | 821 BYE Martine 20 JUN 1993 | NOR | 16.01 (0.0) 713(14) | 1.68 830(10) | 11.33 617(13) | 28.86 (-2.2) 565(17) | 4.74 (+0.1) 490(12) | 43.73 739(4) | 2:33.88 645(12) | 4599 | 1625 |
| | | | 1543(13) | 2160(11) | 2725(12) | 3215(12) | 3954(11) | | | | |
| 13 | 491 GUSTIAYU Tresna Puspita 1 AUG 1996 | INA | 15.65 (0.0) 758(13) | 1.50 621(16) | 11.52 629(12) | 28.52 (-2.2) 590(16) | 4.71 (0.0) 482(13) | 30.20 480(14) | 2:53.70 426(15) | 3986 | 2238 |
| | | | 1379(14) | 2008(13) | 2598(13) | 3080(13) | 3560(13) | | | | |
| 14 | 1015 MLJAC Brina 3 JAN 1993 | SLO | 17.29 (0.0) 564(16) | 1.35 460(17) | 9.19 477(17) | 28.14 (-2.2) 620(14) | 4.39 (+0.2) 401(15) | 23.86 361(16) | 2:28.07 717(9) | 3600 | 2624 |
| | | | 1024(16) | 1501(16) | 2121(17) | 2522(15) | 2883(16) | | | | |
| 15 | 1019 POTOCAR Tjasa 13 SEP 1997 | SLO | 17.21 (0.0) 573(15) | 1.32 429(18) | 9.40 490(16) | 27.86 (-2.2) 642(13) | 4.67 (-1.0) 472(14) | 25.63 394(15) | 2:54.22 421(16) | 3421 | 2803 SB |
| | | | 1002(17) | 1492(17) | 2134(16) | 2606(14) | 3000(15) | | | | |
| 16 | 342 KAUNISSAAR Terje 10 AUG 1992 | EST | 18.80 (-1.4) 409(17) | 1.68 830(9) | 12.01 662(10) | 28.50 (-2.2) 592(15) | NM 709(6) | 42.19 3202(14) | DNF | 3202 | 3022 |
| | | | 1239(15) | 1901(14) | 2493(14) | 2493(16) | | | | | |
| 17 | 852 SIDDIQUE Ghazala 12 APR 1994 | PAK | 22.00 (0.0) 157(18) | NM 157(19) | 7.12 500(18) | 31.58 (-2.2) 377(18) | 3.93 (+0.8) 292(16) | NM 1169(17) | 2:47.48 490(14) | 1659 | 4565 |
| | | | | | 877(18) | 1169(17) | | | | | |
| | 1171 LIU Ya-Jyun 20 SEP 1993 | TPE | 14.53 (-1.4) 905(6) | 1.59 724(14) | 10.35 552(15) | 27.29 (-0.2) 688(11) | DNS 1629(10) | | | DNF | |
| | | | 1629(10) | 2181(10) | 2869(10) | | | | | | |
| | 28 CHIAPPE Y MADSEN Fiorella 1 JAN 1996 | ARG | 14.31 (-1.4) 935(5) | 1.68 830(12) | DNS 1765(5) | | | | | DNF | |
| | | | | | | | | | | | |
| | 2 EISDEN Shardiela 7 MAY 1997 | AHO | DNF | | | | | | | DNF | |
| | | | | | | | | | | | |
| | 594 HEMPHILL Meg 23 MAY 1996 | JPN | DNF | | | | | | | DNF | |
| | | | | | | | | | | | |
| | 148 KOALA Christiane Yasm 8 MAR 1994 | BUR | | | | | | | | DNF | |
| | | | | | | | | | | | |



FINAL RESULTS

CORRECTED
27 AUG 22:11

總成績

| | | | |
|--------------------------------------|----------------------------------|--------------------|-------------|
| WORLD HEPTATHLON RECORD | 7291 JOYNER-KERSEE Jackie | USA Seoul (KOR) | 24 SEP 1988 |
| UNIVERSIADE HEPTATHLON RECORD | 6847 NIKITINA Larisa | URS Duisburg (GER) | 29 AUG 1989 |

| Rk | Bib Name | NUSF Code | 100m H | HJ | SP | 200m | LJ | JT | 800m | Points | Points Behind Leader | |
|----|------------------------------------------|-----------|--------|----|----|------|----|----|------|--------|----------------------|--|
| | 1090 LAJCAKOVA Stanislava 20 APR 1996 | SVK | DNS | | | | | | | | DNS | |

| | | | | |
|----------------|---------------------------|--------------------------|------------------------|--------------------|
| Legend: | DNF Did not Finish | DNS Did not Start | DQ Disqualified | H Hurdles |
| | HJ High Jump | JT Javelin Throw | LJ Long Jump | NM No Mark |
| | PB Personal Best | Rk Rank | SB Season Best | SP Shot Put |



RESULTS

成績

| Rk | Bib | Name | Date of Birth | Result |
|----------|------|-----------------------------------|---------------|----------------|
| 1 | | JAPAN | | 4:28:41 |
| 1 | 590 | YAMANISHI Toshikazu | 15 FEB 1996 | 1:27:30 |
| 3 | 580 | OIKAWA Fumitaka | 5 APR 1995 | 1:30:11 |
| 7 | 577 | NODA Tomohiro | 24 JAN 1996 | 1:31:00 |
| 2 | | MEXICO | | 4:29:14 |
| 2 | 17 | SALAZAR ENRIQUEZ Julio Cesar | 8 JUL 1993 | 1:28:20 |
| 4 | 757 | PALMA OLIVARES Ever Jair | 18 MAR 1992 | 1:30:23 |
| 5 | 758 | PALMA OLIVARES Isaac Antonio | 26 OCT 1990 | 1:30:31 |
| 3 | | UKRAINE | | 4:41:34 |
| 6 | 1223 | GLAVAN Igor | 25 SEP 1990 | 1:30:39 |
| 10 | 1228 | LITANIUK Valerii | 2 APR 1994 | 1:34:12 |
| 15 | 1222 | BANZERUK Ivan | 9 FEB 1990 | 1:36:43 |
| 19 | 1225 | HRECHKOVSKYI Andrii | 30 AUG 1993 | 1:40:15 |
| 4 | | REPUBLIC of KOREA | | 4:42:25 |
| 9 | 645 | CHOE Byeong Kwang | 7 APR 1991 | 1:33:08 |
| 11 | 651 | JOO Hyunmyeong | 31 MAY 1997 | 1:34:28 |
| 12 | 652 | KANG Kildong | 12 JUL 1992 | 1:34:49 |
| 5 | | PEOPLE'S REPUBLIC of CHINA | | 5:07:40 |
| 18 | 221 | ZHAO Fujian | 11 OCT 1989 | 1:40:14 |
| 20 | 209 | HAN Jijiang | 20 JUL 1993 | 1:40:56 |
| 21 | 218 | YAN Dexiang | 18 JUN 1993 | 1:46:30 |



RESULTS

成績

| Rk | Bib | Name | Date of Birth | Result |
|----------|-----|-----------------------------------|---------------|----------------|
| 1 | | JAPAN | | 3:19:28 |
| 1 | 43 | KATANISHI Kei | 18 MAR 1997 | 1:06:09 |
| 2 | 36 | KUDO Naoki | 5 SEP 1995 | 1:06:23 |
| 3 | 33 | SUZUKI Kengo | 11 JUN 1995 | 1:06:56 |
| 6 | 38 | TOCHIGI Wataru | 8 MAY 1995 | 1:08:59 |
| 12 | 47 | SUZUKI Takato | 23 JUL 1997 | 1:10:23 |
| 2 | | SOUTH AFRICA | | 3:31:38 |
| 5 | 52 | KEKANA Mokofane Milton | 3 OCT 1995 | 1:08:57 |
| 14 | 31 | MASIHLEHO Thabang Ambitio | 17 MAY 1990 | 1:11:04 |
| 19 | 41 | MULAUDZI Collen | 8 APR 1991 | 1:11:37 |
| 32 | 75 | EESOU Mariano Lin Co | 7 DEC 1991 | 1:15:38 |
| 3 | | TURKEY | | 3:34:42 |
| 10 | 49 | YILDIRIMCI Sabahattin | 25 MAR 1994 | 1:09:30 |
| 20 | 51 | ALICI Yusuf | 7 APR 1991 | 1:11:47 |
| 25 | 46 | TASDEMIR Aykut | 20 JAN 1991 | 1:13:25 |
| 4 | | MONGOLIA | | 3:35:58 |
| 7 | 73 | TSEVEENRAVDAN Byambajav | 7 JUL 1990 | 1:09:14 |
| 22 | 40 | DAMBADARJAA Gantulga | 3 FEB 1989 | 1:12:15 |
| 27 | 60 | NARANDULAM Munkhbayar | 28 OCT 1990 | 1:14:29 |
| 40 | 76 | BOLD Suvragakhairkha | 13 JAN 1992 | 1:29:57 |
| 5 | | CHINESE TAIPEI | | 3:41:15 |
| 9 | 35 | CHOU Ting-Yin | 7 JUL 1991 | 1:09:17 |
| 28 | 61 | TENG Hsin-Chuan | 28 JUN 1996 | 1:14:30 |
| 33 | 70 | CHEN Ping-Feng | 18 SEP 1993 | 1:17:28 |
| 6 | | REPUBLIC of KOREA | | 3:42:07 |
| 21 | 55 | CHOI Minyong | 10 AUG 1994 | 1:11:57 |
| 29 | 56 | KIM Taejin | 27 OCT 1995 | 1:14:51 |
| 30 | 37 | LEE Jungkook | 18 DEC 1995 | 1:15:19 |
| 7 | | PEOPLE'S REPUBLIC of CHINA | | 3:45:35 |
| 18 | 78 | TIAN Huadong | 12 DEC 1989 | 1:11:26 |
| 26 | 69 | LIU Tao | 10 FEB 1994 | 1:13:52 |
| 36 | 58 | WANG Hao | 25 MAR 1995 | 1:20:17 |
| 8 | | UGANDA | | 3:47:49 |
| 4 | 39 | KATEREGGA John | 5 MAY 1994 | 1:07:27 |
| 35 | 74 | TURIHOHABWE Fortunate | 1 JUL 1993 | 1:18:58 |
| 37 | 67 | MIGADDE Kenneth | 9 NOV 1993 | 1:21:24 |
| 38 | 44 | ONGOM Timothy Ambrose | 10 MAR 1994 | 1:21:25 |



TAIPEI STADIUM
臺北田徑場

TAIPEI 2017 SAT 周六
29th SUMMER UNIVERSIADE 26 AUG 2017
7:00

ATHLETICS
田徑

WOMEN'S TEAM 20KM WALK
女子團體20公里競走



RESULTS

成績

| Rk | Bib | Name | Date of Birth | Result |
|----------|------|-----------------------------------|---------------|----------------|
| 1 | | UKRAINE | | 5:12:01 |
| 1 | 1241 | KASHYNA Inna | 27 SEP 1991 | 1:39:44 |
| 7 | 1255 | TSVILII Alina | 18 SEP 1994 | 1:45:25 |
| 9 | 1250 | MYRONCHUK Valentyna | 10 AUG 1994 | 1:46:52 |
| 11 | 1239 | HAVRYLIUK Tamara | 14 DEC 1995 | 1:51:21 |
| 2 | | PEOPLE'S REPUBLIC of CHINA | | 5:19:12 |
| 2 | 3 | ZHANG Xin | 17 AUG 1989 | 1:41:18 |
| 8 | 235 | ZHAO Huimin | 12 OCT 1993 | 1:45:48 |
| 13 | 234 | ZHANG Yan | 3 JAN 1997 | 1:52:06 |



TAIPEI STADIUM
臺北田徑場

TAIPEI 2017 SUN 周日
29TH SUMMER UNIVERSIADE 27 AUG 2017
7:00

ATHLETICS
田徑

WOMEN'S TEAM HALF MARATHON
女子團體半程馬拉松



RESULTS

成績

| Rk | Bib | Name | Date of Birth | Result |
|----------|-----|-----------------------------------|---------------|----------------|
| 1 | | JAPAN | | 3:43:35 |
| 1 | 21 | MUNEHISA Yuki | 15 DEC 1997 | 1:13:48 |
| 3 | 5 | FUKUI Saki | 25 MAR 1996 | 1:14:37 |
| 4 | 2 | FURUYA Kanade | 10 APR 1996 | 1:15:10 |
| 5 | 7 | IZUMIDA Maki | 22 JAN 1996 | 1:16:24 |
| 11 | 10 | YAMAGUCHI Kasumi | 21 NOV 1997 | 1:21:55 |
| 2 | | TURKEY | | 3:55:13 |
| 2 | 4 | AYDEMIR Esmâ | 1 JAN 1992 | 1:14:28 |
| 7 | 15 | EYTEMIS Sevilay | 3 APR 1993 | 1:18:25 |
| 13 | 19 | AKPINAR Sebahat | 20 JUL 1993 | 1:22:20 |
| 14 | 27 | DEMIR Fatma | 5 MAY 1996 | 1:23:41 |
| 16 | 17 | KOKU Busra Nur | 26 MAR 1996 | 1:24:01 |
| 3 | | CHINESE TAIPEI | | 4:05:52 |
| 10 | 25 | TSAO Chun-Yu | 5 NOV 1991 | 1:19:05 |
| 12 | 28 | YOU Ya-Jyun | 9 DEC 1990 | 1:21:57 |
| 18 | 12 | CHEN Yu-Hsuan | 16 JAN 1993 | 1:24:50 |
| 22 | 3 | CHANG Chih-Hsuan | 7 OCT 1994 | 1:31:27 |
| 4 | | PEOPLE'S REPUBLIC of CHINA | | 4:10:24 |
| 9 | 26 | HUA Shaoqing | 12 FEB 1994 | 1:18:33 |
| 17 | 24 | YIN Anna | 23 MAR 1992 | 1:24:24 |
| 21 | 22 | LIU Qinghong | 1 APR 1996 | 1:27:27 |
| 24 | 9 | ZHU Lin | 30 JUL 1996 | 1:37:57 |



TAIPEI STADIUM
臺北田徑場

TAIPEI 2017 THU 周四
29th SUMMER UNIVERSIADE 24 AUG 2017
9:30

ATHLETICS
田徑

MEN'S DECATHLON
男子十項運動

MEN'S 100M



RESULTS SUMMARY


賽況概要

| | | | |
|-------------------------------------|--------------------------|-------------------|-------------|
| WORLD DECATHLON RECORD | 9045 EATON Ashton | USA Beijing (CHN) | 29 AUG 2015 |
| UNIVERSIADE DECATHLON RECORD | 8380 SEBRLE Roman | CZE Catania (ITA) | 28 AUG 1997 |

| Rank | Bib | Name | NUSF Code | Heat | Lane | Position | Wind | Time | |
|------|------|------------------------------|-----------|------|------|----------|---------|-------|----|
| 1 | 174 | TURNER James | CAN | 2 | 8 | 1 | -0.6 | 11.01 | |
| 2 | 1143 | WANG Cheng-Yuan | TPE | 2 | 3 | 2 | -0.6 | 11.06 | SB |
| 3 | 41 | CRANSTON Kyle Stuart | AUS | 1 | 6 | 1 | -0.4 | 11.13 | SB |
| 3 | 399 | LANE John Ernest | GBR | 3 | 8 | 1 | -1.2 | 11.13 | |
| 5 | 102 | ANDRALOITS Maksim | BLR | 2 | 6 | 3 | -0.6 | 11.14 | |
| 5 | 926 | REMEDIOS Samuel | POR | 3 | 4 | 2 | -1.2 | 11.14 | |
| 7 | 357 | HASSI Juuso Antero | FIN | 2 | 7 | 4 | -0.6 | 11.17 | |
| 8 | 824 | BOOTH Aaron James | NZL | 1 | 7 | 2 | -0.4 | 11.19 | |
| 8 | 382 | LELIEVRE Jeremy | FRA | 3 | 3 | 3 | -1.2 | 11.19 | |
| 10 | 964 | PRETORIUS Fredriech | RSA | 3 | 7 | 4 | -1.2 | 11.22 | |
| 11 | 419 | BOLLINGER Marvin Lloyd Ka | GER | 2 | 5 | 5 | -0.6 | 11.37 | |
| 11 | 274 | LUKAS Marek | CZE | 3 | 5 | 5 | -1.2 | 11.37 | |
| 13 | 760 | RUIZ LOPEZ Felipe De Jesus | MEX | 1 | 5 | 3 | -0.4 | 11.41 | |
| 14 | 385 | MAUGEIN Maxime | FRA | 2 | 4 | 6 | -0.6 YC | 11.43 | |
| 15 | 300 | NIELSEN Christian Lind | DEN | 1 | 3 | 4 | -0.4 | 11.45 | |
| 15 | 681 | KREGERS Reinis | LAT | 1 | 8 | 5 | -0.4 | 11.45 | |
| 17 | 123 | DE CARVALHO SANTOS Jefferson | BRA | 3 | 6 | 6 | -1.2 | 11.47 | |
| 18 | 815 | HOLMBERG Henrik Johan Fj | NOR | 1 | 4 | 6 | -0.4 | 11.66 | |

Note:
Yellow Card received in this or another event

Legend:
SB Season Best YC Yellow Card





RESULTS SUMMARY

賽況概要

| | | | |
|-------------------------------------|--------------------------|-------------------|-------------|
| WORLD DECATHLON RECORD | 9045 EATON Ashton | USA Beijing (CHN) | 29 AUG 2015 |
| UNIVERSIADE DECATHLON RECORD | 8380 SEBRLE Roman | CZE Catania (ITA) | 28 AUG 1997 |

| Rank | Bib | Name | NUSF Code | Heat | Lane | Position | Wind | Time | |
|------|------|------------------------------|-----------|------|------|----------|---------|-------|----------|
| 1 | 385 | MAUGEIN Maxime | FRA | 3 | 3 | 1 | +1.2 YC | 14.69 | |
| 2 | 102 | ANDRALOITS Maksim | BLR | 3 | 5 | 2 | +1.2 | 14.84 | |
| 3 | 964 | PRETORIUS Fredriech | RSA | 3 | 6 | 3 | +1.2 | 14.96 | |
| 4 | 274 | LUKAS Marek | CZE | 3 | 8 | 4 | +1.2 | 15.00 | |
| 5 | 1143 | WANG Cheng-Yuan | TPE | 2 | 7 | 1 | -0.2 | 15.03 | |
| 6 | 41 | CRANSTON Kyle Stuart | AUS | 2 | 6 | 2 | -0.2 | 15.11 | |
| 7 | 357 | HASSI Juuso Antero | FIN | 2 | 3 | 3 | -0.2 | 15.17 | |
| 8 | 382 | LELIEVRE Jeremy | FRA | 2 | 8 | 4 | -0.2 | 15.18 | |
| 9 | 300 | NIELSEN Christian Lind | DEN | 2 | 4 | 5 | -0.2 | 15.33 | |
| 10 | 399 | LANE John Ernest | GBR | 3 | 7 | 5 | +1.2 | 15.67 | |
| 11 | 815 | HOLMBERG Henrik Johan Fj | NOR | 1 | 3 | 1 | -1.6 | 15.82 | |
| 12 | 824 | BOOTH Aaron James | NZL | 1 | 4 | 2 | -1.6 | 15.85 | |
| 13 | 681 | KREGERS Reinis | LAT | 1 | 6 | 3 | -1.6 | 16.62 | |
| | 174 | TURNER James | CAN | 2 | 5 | | | DQ | R 168.7b |
| | 419 | BOLLINGER Marvin Lloyd Ka | GER | 1 | 7 | | | DNS | |
| | 123 | DE CARVALHO SANTOS Jefferson | BRA | 3 | 4 | | | DNS | |
| | 760 | RUIZ LOPEZ Felipe De Jesus | MEX | 1 | 5 | | | DNS | |

Note:
IAAF Rule 168.7b - Deliberately knocking down a hurdle

Note:
Yellow Card received in this or another event

Legend:
DNS Did not Start DQ Disqualified Fn False Start R IAAF rule
YC Yellow Card



TAIPEI STADIUM
臺北田徑場

TAIPEI 2017 THU 周四
29th SUMMER UNIVERSIADE 24 AUG 2017
19:25

ATHLETICS
田徑

MEN'S 100M
男子100公尺

SEMIFINAL



RESULTS SUMMARY

賽況概要

| | | | |
|---------------------------|---------------------------|-------------------|-------------|
| WORLD RECORD | 9.58 BOLT Usain | JAM Berlin (GER) | 16 AUG 2009 |
| UNIVERSIADE RECORD | 9.97 SIMBINE Akani | RSA Gwangju (KOR) | 9 JUL 2015 |

| Rank | Bib | Name | NUSF Code | Heat | Lane | Position | Wind | Time | |
|------|------|------------------------|-----------|------|------|----------|------|--------------|------|
| 1 | 966 | ROTO Thando | RSA | 2 | 6 | 1 | +0.1 | 10.18 | Q |
| 2 | 1148 | YANG Chun-Han | TPE | 1 | 5 | 1 | 0.0 | 10.20 | Q PB |
| 3 | 455 | YEBOAH Emmanuel | GHA | 1 | 3 | 2 | 0.0 | 10.26 | Q |
| 4 | 585 | TADA Shuhei | JPN | 1 | 4 | 3 | 0.0 | 10.27 | Q |
| 5 | 1085 | VOLKO Jan | SVK | 2 | 5 | 2 | +0.1 | 10.28 | Q |
| 6 | 558 | TRACEY Tyquendo | JAM | 2 | 4 | 3 | +0.1 | 10.29 | Q |
| 7 | 1261 | BURRELL Cameron Malik | USA | 1 | 7 | 4 | 0.0 | 10.30 | Q |
| 8 | 1263 | COLLINS Le Shon Jabre | USA | 2 | 8 | 4 | +0.1 | 10.31 | Q |
| 9 | 828 | MILLAR Joseph Fitzgera | NZL | 2 | 7 | 5 | +0.1 | 10.35 | |
| 10 | 401 | OSEWA Samuel Ikponmwo | GBR | 1 | 9 | 5 | 0.0 | 10.42 | |
| 11 | 6 | ATHMANI Skander Djamil | ALG | 1 | 6 | 6 | 0.0 | 10.44 | =PB |
| 11 | 210 | JIANG Hengnan | CHN | 1 | 2 | 6 | 0.0 | 10.44 | |
| 11 | 751 | GALLEGOS MORENO Heber | MEX | 2 | 3 | 6 | +0.1 | 10.44 | |
| 14 | 363 | RANTALA Eetu Werner | FIN | 2 | 2 | 7 | +0.1 | 10.51 | SB |
| 15 | 921 | ANTUNES Diogo | POR | 1 | 8 | 8 | 0.0 | 10.54 | |

Qualification: First 4 in each heat (Q) advance to the Final

| | | | | |
|----------------|--------------------------------|-------------------------|-----------------------------|-----------------------|
| Legend: | =PB Equal Personal Best | PB Personal Best | Q Qualified by place | SB Season Best |
|----------------|--------------------------------|-------------------------|-----------------------------|-----------------------|





TAIPEI STADIUM
臺北田徑場

TAIPEI 2017 WED 周三
29th SUMMER UNIVERSIADE 23 AUG 2017
18:35

ATHLETICS
田徑

MEN'S 100M
男子100公尺

ROUND 2



RESULTS SUMMARY

賽況概要

CORRECTED
24 AUG 9:02

| | | | |
|---------------------------|---------------------------|-------------------|-------------|
| WORLD RECORD | 9.58 BOLT Usain | JAM Berlin (GER) | 16 AUG 2009 |
| UNIVERSIADE RECORD | 9.97 SIMBINE Akani | RSA Gwangju (KOR) | 9 JUL 2015 |

| Rank | Bib | Name | NUSF Code | Heat | Lane | Position | Wind | Time | |
|------|------|------------------------------|-----------|------|------|----------|------|--------------|-------|
| 1 | 585 | TADA Shuhei | JPN | 3 | 5 | 1 | 0.0 | 10.29 | Q |
| 2 | 1085 | VOLKO Jan | SVK | 2 | 7 | 1 | -0.4 | 10.31 | Q |
| 2 | 1148 | YANG Chun-Han | TPE | 3 | 4 | 2 | 0.0 | 10.31 | Q |
| 4 | 558 | TRACEY Tyquendo | JAM | 2 | 4 | 2 | -0.4 | 10.32 | Q |
| 5 | 966 | ROTO Thando | RSA | 1 | 5 | 1 | +0.4 | 10.35 | Q |
| 5 | 455 | YEBOAH Emmanuel | GHA | 4 | 7 | 1 | -0.1 | 10.35 | Q |
| 7 | 751 | GALLEGOS MORENO Heber | MEX | 4 | 5 | 2 | -0.1 | 10.37 | Q |
| 8 | 1261 | BURRELL Cameron Malik | USA | 3 | 7 | 3 | 0.0 | 10.42 | Q |
| 9 | 1263 | COLLINS Le Shon Jabre | USA | 2 | 5 | 3 | -0.4 | 10.43 | Q |
| 10 | 6 | ATHMANI Skander Djamil | ALG | 1 | 3 | 2 | +0.4 | 10.44 | Q PB |
| 10 | 828 | MILLAR Joseph Fitzgera | NZL | 4 | 6 | 3 | -0.1 | 10.44 | Q |
| 12 | 921 | ANTUNES Diogo | POR | 1 | 4 | 3 | +0.4 | 10.48 | Q |
| 12 | 401 | OSEWA Samuel Ikponmwo | GBR | 3 | 8 | 4 | 0.0 | 10.48 | q |
| 14 | 526 | PERSIADO Imri | ISR | 4 | 9 | 4 | -0.1 | 10.52 | q |
| 15 | 363 | RANTALA Eetu Werner | FIN | 1 | 7 | 4 | +0.4 | 10.55 | q =SB |
| 15 | 210 | JIANG Hengnan | CHN | 4 | 4 | 5 | -0.1 | 10.55 | q |
| 17 | 586 | TANAKA Yusuke | JPN | 2 | 6 | 4 | -0.4 | 10.60 | |
| 18 | 608 | GRIGORYEV Vladislav | KAZ | 2 | 3 | 5 | -0.4 | 10.64 | |
| 18 | 77 | FUCHS Markus | AUT | 3 | 3 | 5 | 0.0 | 10.64 | |
| 20 | 717 | SKRABULIS Kostas | LTU | 1 | 1 | 5 | +0.4 | 10.67 | |
| 20 | 161 | LINDE James Kenneth | CAN | 3 | 9 | 6 | 0.0 | 10.67 | |
| 22 | 278 | STROMSIK Zdenek | CZE | 2 | 9 | 6 | -0.4 | 10.68 | |
| 23 | 512 | LAWLER Marcus | IRL | 4 | 3 | 6 | -0.1 | 10.70 | |
| 24 | 1058 | MANCINI Pascal | SUI | 2 | 2 | 7 | -0.4 | 10.71 | |
| 25 | 741 | YASMIN Muhammad Aqil | MAS | 4 | 8 | 7 | -0.1 | 10.73 | |
| 26 | 131 | OLIVEIRA CONSTANTINO Gabriel | BRA | 2 | 8 | 8 | -0.4 | 10.74 | |
| 26 | 880 | HAMPEL Eryk Pawel | POL | 3 | 2 | 7 | 0.0 | 10.74 | |
| 28 | 745 | ALANIS PRIETO Juan Carlos | MEX | 3 | 6 | 8 | 0.0 | 10.77 | |
| 29 | 453 | OPOKU AGYEMANG Shadrack | GHA | 1 | 8 | 6 | +0.4 | 11.80 | |
| 30 | 280 | ZALESKY Dominik | CZE | 4 | 2 | 8 | -0.1 | 12.18 | |
| 31 | 531 | CASSANO Luca Antonio | ITA | 1 | 2 | 7 | +0.4 | 30.39 | |
| | 1177 | MORAIN Moriba Joseph | TTO | 1 | 6 | | | DNF | |

Qualification: First 3 in each heat (Q) and the next 4 fastest (q) advance to the Semifinal

| | | | | |
|----------------|------------------------------|---------------------------|-------------------------|-----------------------------|
| Legend: | =SB Equal Season Best | DNF Did not Finish | PB Personal Best | Q Qualified by place |
| | q Qualified by time | | | |





RESULTS SUMMARY

賽況概要

| | | | |
|---------------------------|---------------------------|-------------------|-------------|
| WORLD RECORD | 9.58 BOLT Usain | JAM Berlin (GER) | 16 AUG 2009 |
| UNIVERSIADE RECORD | 9.97 SIMBINE Akani | RSA Gwangju (KOR) | 9 JUL 2015 |

| Rank | Bib | Name | NUSF Code | Heat | Lane | Position | Wind | Time | | |
|------|------|------------------------------|-----------|------|------|----------|------|-------|---|----|
| 1 | 455 | YEBOAH Emmanuel | GHA | 10 | 2 | 1 | -0.9 | 10.25 | Q | PB |
| 2 | 1263 | COLLINS Le Shon Jabre | USA | 3 | 1 | 1 | +0.3 | 10.30 | Q | |
| 3 | 585 | TADA Shuhei | JPN | 4 | 2 | 1 | -1.3 | 10.33 | Q | |
| 3 | 1148 | YANG Chun-Han | TPE | 10 | 8 | 2 | -0.9 | 10.33 | Q | |
| 5 | 1177 | MORAIN Moriba Joseph | TTO | 5 | 2 | 1 | -0.1 | 10.34 | Q | |
| 6 | 828 | MILLAR Joseph Fitzgera | NZL | 9 | 4 | 1 | +1.4 | 10.35 | Q | |
| 7 | 751 | GALLEGOS MORENO Heber | MEX | 4 | 9 | 2 | -1.3 | 10.41 | Q | |
| 7 | 210 | JIANG Hengnan | CHN | 9 | 9 | 2 | +1.4 | 10.41 | Q | |
| 9 | 1261 | BURRELL Cameron Malik | USA | 1 | 3 | 1 | +0.1 | 10.43 | Q | |
| 9 | 558 | TRACEY Tyquendo | JAM | 7 | 9 | 1 | -0.7 | 10.43 | Q | |
| 11 | 526 | PERSIADO Imri | ISR | 9 | 2 | 3 | +1.4 | 10.44 | Q | |
| 12 | 745 | ALANIS PRIETO Juan Carlos | MEX | 3 | 5 | 2 | +0.3 | 10.47 | Q | |
| 13 | 6 | ATHMANI Skander Djamil | ALG | 2 | 3 | 1 | -0.4 | 10.49 | Q | |
| 13 | 401 | OSEWA Samuel Ikponmwo | GBR | 10 | 4 | 3 | -0.9 | 10.49 | Q | |
| 15 | 278 | STROMSIK Zdenek | CZE | 3 | 8 | 3 | +0.3 | 10.50 | Q | |
| 16 | 921 | ANTUNES Diogo | POR | 6 | 7 | 1 | -0.1 | 10.51 | Q | |
| 16 | 1085 | VOLKO Jan | SVK | 8 | 3 | 1 | +1.1 | 10.51 | Q | |
| 16 | 586 | TANAKA Yusuke | JPN | 1 | 5 | 2 | +0.1 | 10.51 | Q | |
| 16 | 966 | ROTO Thando | RSA | 2 | 5 | 2 | -0.4 | 10.51 | Q | |
| 20 | 1058 | MANCINI Pascal | SUI | 9 | 8 | 4 | +1.4 | 10.53 | q | |
| 21 | 363 | RANTALA Eetu Werner | FIN | 8 | 2 | 2 | +1.1 | 10.55 | Q | SB |
| 21 | 717 | SKRABULIS Kostas | LTU | 3 | 3 | 4 | +0.3 | 10.55 | q | |
| 23 | 131 | OLIVEIRA CONSTANTINO Gabriel | BRA | 7 | 8 | 2 | -0.7 | 10.56 | Q | |
| 24 | 453 | OPOKU AGYEMANG Shadrack | GHA | 8 | 4 | 3 | +1.1 | 10.57 | Q | |
| 25 | 163 | MAKINDE Oluwasegun Vict | CAN | 10 | 9 | 4 | -0.9 | 10.58 | | |
| 26 | 161 | LINDE James Kenneth | CAN | 6 | 3 | 2 | -0.1 | 10.59 | Q | |
| 26 | 1055 | CLIVAZ Florian Pascal | SUI | 8 | 8 | 4 | +1.1 | 10.59 | | |
| 28 | 531 | CASSANO Luca Antonio | ITA | 4 | 4 | 3 | -1.3 | 10.60 | Q | |
| 28 | 37 | BROWNING Rohan Jackson | AUS | 10 | 3 | 5 | -0.9 | 10.60 | | |
| 30 | 741 | YASMIN Muhammad Aqil | MAS | 5 | 1 | 2 | -0.1 | 10.61 | Q | PB |
| 30 | 608 | GRIGORYEV Vladislav | KAZ | 7 | 3 | 3 | -0.7 | 10.61 | Q | |
| 32 | 77 | FUCHS Markus | AUT | 5 | 5 | 3 | -0.1 | 10.62 | Q | |
| 33 | 280 | ZALESKY Dominik | CZE | 1 | 2 | 3 | +0.1 | 10.63 | Q | |
| 34 | 512 | LAWLER Marcus | IRL | 2 | 4 | 3 | -0.4 | 10.64 | Q | |
| 35 | 889 | SLOWIKOWSKI Przemyslaw Stef | POL | 5 | 4 | 4 | -0.1 | 10.65 | | |
| 36 | 46 | JUNG Jin Su | AUS | 2 | 2 | 4 | -0.4 | 10.67 | | |
| 37 | 1076 | BUJNA Simon | SVK | 7 | 2 | 4 | -0.7 | 10.70 | | |
| 38 | 1206 | ADOME Pius | UGA | 4 | 5 | 4 | -1.3 | 10.73 | | |
| 38 | 532 | CATTANEO Federico | ITA | 5 | 6 | 5 | -0.1 | 10.73 | | |
| 40 | 1190 | SAFER Izzet | TUR | 4 | 7 | 5 | -1.3 | 10.74 | | |
| 40 | 112 | SEBELE Ditiro Kago | BOT | 7 | 7 | 5 | -0.7 | 10.74 | | |
| 42 | 23 | ROBLEDO Matias Exequiel | ARG | 2 | 7 | 5 | -0.4 | 10.75 | | |
| 43 | 880 | HAMPEL Eryk Pawel | POL | 6 | 9 | 3 | -0.1 | 10.76 | Q | |
| 43 | 1297 | MUWISHI Gerren | ZIM | 3 | 4 | 5 | +0.3 | 10.76 | | |
| 43 | 695 | BOULOS Christophe | LBN | 9 | 3 | 5 | +1.4 | 10.76 | | |



TAIPEI STADIUM
臺北田徑場

TAIPEI 2017 WED 周三
29th SUMMER UNIVERSIADE 23 AUG 2017
10:30

ATHLETICS
田徑

MEN'S 100M

ROUND 1



RESULTS SUMMARY

賽況概要

| | | | |
|---------------------------|---------------------------|-------------------|-------------|
| WORLD RECORD | 9.58 BOLT Usain | JAM Berlin (GER) | 16 AUG 2009 |
| UNIVERSIADE RECORD | 9.97 SIMBINE Akani | RSA Gwangju (KOR) | 9 JUL 2015 |

| Rank | Bib | Name | NUSF Code | Heat | Lane | Position | Wind | Time | |
|------|------|------------------------------|-----------|------|------|----------|------|-------|---------|
| 46 | 715 | SAVICKAS Ugnius | LTU | 4 | 3 | 7 | -1.3 | 10.81 | |
| 46 | 618 | ZEMS Vyacheslav | KAZ | 4 | 8 | 6 | -1.3 | 10.81 | |
| 48 | 359 | MYLLYMAEKI Ville Veikko Va | FIN | 2 | 9 | 6 | -0.4 | 10.84 | |
| 48 | 466 | CHAN Yan Lam | HKG | 10 | 5 | 6 | -0.9 | 10.84 | PB |
| 50 | 657 | LEE Jiwoo | KOR | 1 | 8 | 4 | +0.1 | 10.86 | |
| 50 | 20 | CARACASSIS Jorge Oscar | ARG | 3 | 2 | 6 | +0.3 | 10.86 | |
| 52 | 1176 | BALLANTYNE Micah Anrian | TTO | 1 | 1 | 5 | +0.1 | 10.87 | |
| 53 | 1006 | KRAMBERGER Jan | SLO | 7 | 6 | 6 | -0.7 | 10.91 | |
| 53 | 294 | GABRIELSEN Benjamin Habib | DEN | 9 | 5 | 6 | +1.4 | 10.91 | SB |
| 55 | 113 | THWANYANE Rebeilwe Saviou | BOT | 8 | 1 | 5 | +1.1 | 10.92 | |
| 56 | 1286 | VO Ngoc Huy | VIE | 1 | 6 | 6 | +0.1 | 10.94 | |
| 56 | 1291 | SILWIMBA Edgar | ZAM | 10 | 7 | 7 | -0.9 | 10.94 | |
| 58 | 1298 | SHAVA Ushe | ZIM | 7 | 1 | 7 | -0.7 | 10.99 | |
| 59 | 468 | WAN Hin Chung | HKG | 6 | 8 | 4 | -0.1 | 11.01 | |
| 60 | 472 | NORALES TOMAS Josef Semir | HON | 3 | 7 | 7 | +0.3 | 11.03 | |
| 60 | 999 | OTHMAN Mohamed Sahid | SLE | 8 | 5 | 6 | +1.1 | 11.03 | |
| 62 | 1095 | DLAMINI Benele Simphiwe | SWZ | 1 | 9 | 7 | +0.1 | 11.06 | PB |
| 63 | 994 | TAN Zong Yang | SGP | 6 | 4 | 5 | -0.1 | 11.08 | |
| 63 | 1025 | KIJANOVIC Aleksa | SRB | 10 | 6 | 8 | -0.9 | 11.08 | |
| 65 | 841 | AL MARJABI Ali Rashid Sali | OMA | 9 | 7 | 7 | +1.4 | 11.14 | |
| 66 | 817 | MARTINSEN Hallgeir | NOR | 2 | 1 | 7 | -0.4 | 11.15 | |
| 66 | 1008 | VRHUNEC Enej | SLO | 5 | 8 | 6 | -0.1 | 11.15 | |
| 66 | 488 | KUSUMAWARNI Prasha Rizki | INA | 7 | 4 | 8 | -0.7 | 11.15 | |
| 69 | 703 | KHERENG Khereng Nelson | LES | 1 | 4 | 8 | +0.1 | 11.17 | |
| 70 | 861 | KAUFMAN Sean Michael | PHI | 3 | 6 | 8 | +0.3 | 11.18 | |
| 71 | 1039 | KOTTAHACHCHI Kavindu Araliya | SRI | 2 | 6 | 8 | -0.4 | 11.19 | |
| 72 | 813 | ABDOULAYE YATAGA Ali | NIG | 5 | 9 | 7 | -0.1 | 11.22 | |
| 73 | 674 | ALSHUQAYFI Abdullah Mohamm | KSA | 4 | 6 | 8 | -1.3 | 11.29 | |
| 74 | 731 | TANG Cho Hin | MAC | 4 | 1 | 9 | -1.3 | 11.32 | |
| 75 | 1212 | OKETAYOT Francis | UGA | 6 | 2 | 6 | -0.1 | 11.33 | |
| 76 | 733 | RAMANANJATOVO Jose Mariolla | MAD | 6 | 6 | 7 | -0.1 | 11.39 | |
| 77 | 682 | PARANDJUKS Rihards | LAT | 1 | 7 | 9 | +0.1 | 11.51 | |
| 78 | 1098 | HOZZA Taratibu Machak | TAN | 6 | 5 | 8 | -0.1 | 11.55 | =PB |
| 79 | 859 | GO Yuhei | PHI | 2 | 8 | 9 | -0.4 | 11.61 | |
| 80 | 392 | MENDIOLA Steve Jr. | FSM | 7 | 5 | 9 | -0.7 | 11.78 | SB |
| 81 | 630 | ASAMBA Dan Kiviasi | KEN | 6 | 1 | 9 | -0.1 | 21.42 | |
| | 637 | OMURWA Ferdinand Omany | KEN | 8 | 7 | | | DNF | |
| | 667 | ALMOSELEM Saleh Hussain H | KSA | 3 | 9 | | F1 | DQ | R 162.7 |
| | 463 | ADONIS Owen Victor Sol | GUY | 5 | 3 | | | DNS | |
| | 795 | CHHETRI Krishna | NEP | 5 | 7 | | | DNS | |
| | 799 | HARRY Chukwudike Harr | NGR | 9 | 6 | | | DNS | |
| | 416 | NGUEMA AYEKABA Fidel Obama | GEQ | 8 | 6 | | | DNS | |
| | 804 | UGWUOKE Mellitus Okechu | NGR | 8 | 9 | | | DNS | |

Qualification: First 3 in each heat (Q) and the next 2 fastest (q) advance to the Round 2



TAIPEI STADIUM
臺北田徑場

ATHLETICS
田徑



TAIPEI 2017 WED 周三
29th SUMMER UNIVERSIADE 23 AUG 2017
10:30

MEN'S 100M

ROUND 1


RESULTS SUMMARY

賽況概要

| | | | |
|---------------------------|---------------------------|-------------------|-------------|
| WORLD RECORD | 9.58 BOLT Usain | JAM Berlin (GER) | 16 AUG 2009 |
| UNIVERSIADE RECORD | 9.97 SIMBINE Akani | RSA Gwangju (KOR) | 9 JUL 2015 |

Note:
IAAF Rule 162.7 - False start

| | | | | | | | |
|----------------|---------------------|------------|----------------|------------|--------------------|-----------|-------------------|
| Legend: | | | | | | | |
| =PB | Equal Personal Best | DNF | Did not Finish | DNS | Did not Start | DQ | Disqualified |
| Fn | False Start | PB | Personal Best | Q | Qualified by place | q | Qualified by time |
| R | IAAF rule | SB | Season Best | | | | |





RESULTS SUMMARY

賽況概要

| | | | |
|---------------------------|----------------------------|----------------------------|-------------|
| WORLD RECORD | 19.19 BOLT Usain | JAM Berlin (GER) | 20 AUG 2009 |
| UNIVERSIADE RECORD | 19.72 MENNEA Pietro | ITA Ciudad de México (MEX) | 12 SEP 1979 |

| Rank | Bib | Name | NUSF Code | Heat | Lane | Position | Wind | Time | |
|------|------|-----------------------------|-----------|------|------|----------|------|-------|-------------|
| 1 | 967 | TITI Ncincilli | RSA | 1 | 4 | 1 | +3.1 | 20.70 | Q |
| 2 | 1148 | YANG Chun-Han | TPE | 1 | 3 | 2 | +3.1 | 20.78 | Q |
| 3 | 161 | LINDE James Kenneth | CAN | 1 | 5 | 3 | +3.1 | 20.80 | q |
| 4 | 1085 | VOLKO Jan | SVK | 2 | 4 | 1 | +1.0 | 20.82 | Q |
| 5 | 828 | MILLAR Joseph Fitzgera | NZL | 2 | 8 | 2 | +1.0 | 20.90 | Q |
| 6 | 1178 | TELESFORD Dan Neil Javan | TTO | 2 | 5 | 3 | +1.0 | 20.92 | q |
| 7 | 1269 | MARTIN Jacarias Terrez | USA | 1 | 6 | 4 | +3.1 | 20.96 | |
| 8 | 364 | SAMUELSSON Samuli Kalevi | FIN | 2 | 7 | 4 | +1.0 | 20.99 | |
| 9 | 220 | ZHANG Ruixuan | CHN | 1 | 7 | 5 | +3.1 | 21.03 | |
| 10 | 573 | KITAGAWA Sho | JPN | 2 | 3 | 5 | +1.0 | 21.05 | |
| 11 | 380 | JOHN Jeffrey | FRA | 3 | 6 | 1 | -3.2 | 21.08 | Q |
| 12 | 591 | YAMASHITA Jun | JPN | 3 | 5 | 2 | -3.2 | 21.20 | Q |
| 13 | 6 | ATHMANI Skander Djamil | ALG | 3 | 8 | 3 | -3.2 | 21.21 | |
| 14 | 608 | GRIGORYEV Vladislav | KAZ | 3 | 4 | 4 | -3.2 | 21.23 | |
| 15 | 956 | MAARTENS Joachim Hendrik | RSA | 1 | 2 | 6 | +3.1 | 21.26 | |
| 16 | 1064 | WICKI Silvan | SUI | 2 | 2 | 6 | +1.0 | 21.38 | |
| 17 | 1076 | BUJNA Simon | SVK | 1 | 1 | 7 | +3.1 | 21.46 | |
| 18 | 893 | ZACZEK Artur | POL | 3 | 7 | 5 | -3.2 | 21.64 | |
| 19 | 1206 | ADOME Pius | UGA | 2 | 1 | 7 | +1.0 | 21.74 | |
| 20 | 1060 | MOUTHON Bastien | SUI | 3 | 1 | 6 | -3.2 | 21.86 | |
| 21 | 936 | NEAGOE Ionut Andrei | ROU | 3 | 2 | 7 | -3.2 | 21.87 | |
| 22 | 783 | NARIB Gideon Ernst | NAM | 1 | 8 | 8 | +3.1 | 21.91 | |
| 23 | 567 | ABUALHUMMOS Abdelrahman | JOR | 3 | 3 | 8 | -3.2 | 22.19 | |
| | 127 | GOMES DA SILVA JUNI Aldemir | BRA | 2 | 6 | | | | DQ R 163.3a |

Qualification: First 2 in each heat (Q) and the next 2 fastest (q) advance to the Final

Note:
IAAF Rule 163.3a - Lane infringement

Legend:
DQ Disqualified Q Qualified by place q Qualified by time R IAAF rule



TAIPEI STADIUM
臺北田徑場

TAIPEI 2017 FRI 周五
29th SUMMER UNIVERSIADE 25 AUG 2017
11:15

ATHLETICS
田徑

MEN'S 200M
男子200公尺

ROUND 1



RESULTS SUMMARY

賽況概要

CORRECTED
25 AUG 17:46

| | | | |
|---------------------------|----------------------------|----------------------------|-------------|
| WORLD RECORD | 19.19 BOLT Usain | JAM Berlin (GER) | 20 AUG 2009 |
| UNIVERSIADE RECORD | 19.72 MENNEA Pietro | ITA Ciudad de México (MEX) | 12 SEP 1979 |

| Rank | Bib | Name | NUSF Code | Heat | Lane | Position | Wind | Time | |
|------|------|----------------------------------|-----------|------|------|----------|------|-------|------|
| 1 | 1269 | MARTIN Jacarias Terrez | USA | 8 | 7 | 1 | +2.0 | 20.87 | Q |
| 2 | 127 | GOMES DA SILVA JUNI Aldemir | BRA | 2 | 7 | 1 | +0.3 | 20.92 | Q |
| 3 | 380 | JOHN Jeffrey | FRA | 3 | 4 | 1 | -1.6 | 20.97 | Q |
| 3 | 608 | GRIGORYEV Vladislav | KAZ | 8 | 1 | 2 | +2.0 | 20.97 | Q |
| 5 | 591 | YAMASHITA Jun | JPN | 7 | 8 | 1 | +2.3 | 21.02 | Q |
| 6 | 1178 | TELESFORD Dan Neil Javan | TTO | 3 | 5 | 2 | -1.6 | 21.04 | Q |
| 7 | 1085 | VOLKO Jan | SVK | 4 | 6 | 1 | -1.9 | 21.05 | Q |
| 8 | 161 | LINDE James Kenneth | CAN | 4 | 4 | 2 | -1.9 | 21.07 | Q |
| 9 | 1148 | YANG Chun-Han | TPE | 6 | 5 | 1 | +1.5 | 21.09 | Q |
| 10 | 220 | ZHANG Ruixuan | CHN | 6 | 7 | 2 | +1.5 | 21.10 | Q |
| 11 | 364 | SAMUELSSON Samuli Kalevi | FIN | 2 | 8 | 2 | +0.3 | 21.17 | Q |
| 12 | 956 | MAARTENS Joachim Hendrik | RSA | 6 | 6 | 3 | +1.5 | 21.20 | q |
| 13 | 6 | ATHMANI Skander Djamil | ALG | 7 | 5 | 2 | +2.3 | 21.21 | Q |
| 13 | 1064 | WICKI Silvan | SUI | 3 | 7 | 3 | -1.6 | 21.21 | q |
| 15 | 967 | TITI Ncincillili | RSA | 1 | 4 | 1 | +0.9 | 21.34 | Q |
| 16 | 1060 | MOUTHON Bastien | SUI | 8 | 4 | 3 | +2.0 | 21.44 | q |
| 17 | 573 | KITAGAWA Sho | JPN | 5 | 8 | 1 | -2.4 | 21.45 | Q |
| 18 | 893 | ZACZEK Artur | POL | 1 | 6 | 2 | +0.9 | 21.48 | Q |
| 19 | 936 | NEAGOE Ionut Andrei | ROU | 1 | 1 | 3 | +0.9 | 21.57 | q |
| 20 | 1206 | ADOME Pius | UGA | 4 | 7 | 3 | -1.9 | 21.60 | q |
| 21 | 828 | MILLAR Joseph Fitzgera | NZL | 5 | 7 | 2 | -2.4 | 21.62 | Q |
| 21 | 1076 | BUJNA Simon | SVK | 3 | 8 | 4 | -1.6 | 21.62 | q PB |
| 23 | 715 | SAVICKAS Ugnius | LTU | 7 | 2 | 3 | +2.3 | 21.66 | |
| 23 | 466 | CHAN Yan Lam | HKG | 8 | 3 | 4 | +2.0 | 21.66 | |
| 25 | 886 | MITKA Piotr Kacper | POL | 6 | 3 | 4 | +1.5 | 21.68 | |
| 26 | 717 | SKRABULIS Kostas | LTU | 4 | 2 | 4 | -1.9 | 21.69 | |
| 27 | 756 | MORENO LOPEZ Ivan Eduardo | MEX | 2 | 2 | 3 | +0.3 | 21.70 | |
| 28 | 818 | PETTERSEN Even | NOR | 4 | 5 | 5 | -1.9 | 21.78 | PB |
| 29 | 77 | FUCHS Markus | AUT | 3 | 1 | 5 | -1.6 | 21.79 | |
| 30 | 237 | NALIALI Christopher Kev | CIV | 1 | 2 | 4 | +0.9 | 21.82 | |
| 31 | 1190 | SAFER Izzet | TUR | 2 | 5 | 4 | +0.3 | 21.84 | |
| 31 | 125 | DOS SANTOS Aliffer Junior | BRA | 5 | 4 | 3 | -2.4 | 21.84 | |
| 33 | 762 | SEPULVEDA FURBER Arturo Bernardo | MEX | 6 | 4 | 5 | +1.5 | 21.93 | |
| 34 | 330 | GOROSKO Jakob | EST | 1 | 5 | 5 | +0.9 | 21.95 | |
| 34 | 1213 | OKOT Benson | UGA | 6 | 1 | 6 | +1.5 | 21.95 | |
| 36 | 1151 | YEH Shou-Po | TPE | 3 | 6 | 6 | -1.6 | 21.96 | |
| 37 | 23 | ROBLEDO Matias Exequiel | ARG | 4 | 8 | 6 | -1.9 | 21.98 | |
| 37 | 656 | KO Seunghwan | KOR | 8 | 6 | 5 | +2.0 | 21.98 | |
| 39 | 1303 | CHARLES MEN Andito | DOM | 4 | 1 | 7 | -1.9 | 22.04 | |
| 40 | 454 | OPOKU Stephen Kwame | GHA | 4 | 3 | 8 | -1.9 | 22.07 | |
| 41 | 1304 | DÍAZ OROZCO Kendris Eliezer | DOM | 3 | 2 | 7 | -1.6 | 22.12 | |
| 41 | 741 | YASMIN Muhammad Aqil | MAS | 5 | 2 | 4 | -2.4 | 22.12 | |
| 43 | 1025 | KIJANOVIC Aleksa | SRB | 1 | 8 | 6 | +0.9 | 22.16 | |
| 44 | 1260 | BROWN Curtis De'sean | USA | 2 | 3 | 5 | +0.3 | 22.21 | |
| 44 | 170 | ROBINSON Lucanus | CAN | 7 | 1 | 4 | +2.3 | 22.21 | |





TAIPEI STADIUM
臺北田徑場

TAIPEI 2017 FRI 周五
29TH SUMMER UNIVERSIADE 25 AUG 2017
11:15

ATHLETICS
田徑

MEN'S 200M
男子200公尺

ROUND 1



RESULTS SUMMARY

賽況概要

CORRECTED
25 AUG 17:46

| | | | |
|---------------------------|----------------------------|----------------------------|-------------|
| WORLD RECORD | 19.19 BOLT Usain | JAM Berlin (GER) | 20 AUG 2009 |
| UNIVERSIADE RECORD | 19.72 MENNEA Pietro | ITA Ciudad de México (MEX) | 12 SEP 1979 |

| Rank | Bib | Name | NUSF Code | Heat | Lane | Position | Wind | Time | |
|------|------|-------------------------------|-----------|------|------|----------|------|-------|----------|
| 46 | 1045 | WIJESUNDARA MUDI S | SRI | 8 | 2 | 6 | +2.0 | 22.24 | PB |
| 47 | 695 | BOULOS Christophe | LBN | 6 | 2 | 7 | +1.5 | 22.25 | |
| 48 | 452 | KOFITSE Godfred | GHA | 5 | 1 | 5 | -2.4 | 22.35 | |
| 48 | 141 | TONEV Borislav Plamen | BUL | 5 | 6 | 5 | -2.4 | 22.35 | |
| 50 | 567 | ABUALHUMMOS Abdelrahman | JOR | 9 | 5 | 1 | -1.9 | 22.37 | Q |
| 51 | 841 | AL MARJABI Ali Rashid Sali | OMA | 7 | 4 | 5 | +2.3 | 22.38 | |
| 52 | 783 | NARIB Gideon Ernst | NAM | 9 | 7 | 2 | -1.9 | 22.42 | Q |
| 53 | 1095 | DLAMINI Benele Simphiwe | SWZ | 6 | 8 | 8 | +1.5 | 22.44 | PB |
| 54 | 20 | CARACASSIS Jorge Oscar | ARG | 1 | 7 | 7 | +0.9 | 22.54 | |
| 55 | 855 | IRIARTE ARFINENGO Luis Adrian | PER | 8 | 8 | 7 | +2.0 | 22.60 | |
| 56 | 817 | MARTINSEN Hallgeir | NOR | 3 | 3 | 8 | -1.6 | 22.70 | |
| 57 | 111 | MOSABATA Samuel Treasure | BOT | 2 | 4 | 6 | +0.3 | 22.78 | |
| 58 | 304 | STROEM Emil Kaare | DEN | 5 | 3 | 7 | -2.4 | 22.79 | |
| 59 | 100 | IBRAHIMPASIC Faris | BIH | 7 | 7 | 6 | +2.3 | 22.85 | |
| 60 | 1300 | MAHNASHI Mohammed | KSA | 1 | 3 | 8 | +0.9 | 22.86 | |
| 61 | 861 | KAUFMAN Sean Michael | PHI | 7 | 6 | 7 | +2.3 | 22.91 | |
| 62 | 731 | TANG Cho Hin | MAC | 2 | 1 | 7 | +0.3 | 22.93 | |
| 63 | 813 | ABDOULAYE YATAGA Ali | NIG | 9 | 4 | 3 | -1.9 | 22.96 | |
| 64 | 703 | KHERENG Khereng Nelson | LES | 9 | 3 | 4 | -1.9 | 23.12 | |
| 65 | 1005 | KNAP Kristof | SLO | 2 | 6 | 8 | +0.3 | 23.69 | |
| | 112 | SEBELE Ditiro Kago | BOT | 8 | 5 | | | DNF | |
| | 802 | OKOYE Andrew Jon Chi | NGR | 7 | 3 | | | DQ | R 163.3a |
| | 859 | GO Yuhei | PHI | 5 | 5 | | | DNS | |
| | 1291 | SILWIMBA Edgar | ZAM | 9 | 6 | | | DNS | |

Qualification: First 2 in each heat (Q) and the next 6 fastest (q) advance to the Semifinal

Note:
IAAF Rule 163.3a - Lane infringement

Legend:
DNF Did not Finish **DNS** Did not Start **DQ** Disqualified **PB** Personal Best
Q Qualified by place **q** Qualified by time **R** IAAF rule



TAIPEI STADIUM
臺北田徑場

TAIPEI 2017 THU 周四
29th SUMMER UNIVERSIADE 24 AUG 2017
19:45

ATHLETICS
田徑

MEN'S 400M
男子400公尺

SEMIFINAL



RESULTS SUMMARY


賽況概要

| | | | | | | |
|---------------------------|--------------|--------------------|----------------|-----|----------------------|-------------|
| WORLD RECORD | 43.03 | van NIEKERK | Wayde | RSA | Río de Janeiro (BRA) | 14 AUG 2016 |
| UNIVERSIADE RECORD | 44.81 | CHUKWU | Clement | NGR | Catania (ITA) | 30 AUG 1997 |

| Rank | Bib | Name | NUSF Code | Heat | Lane | Position | Time | |
|------|------|-------------------------------|-----------|------|------|----------|-------|------|
| 1 | 321 | SANTOS AQUINO Luguélin Miguel | DOM | 1 | 3 | 1 | 45.85 | Q |
| 2 | 265 | LESCAY PARDO Yoandys Alberto | CUB | 2 | 3 | 1 | 46.02 | Q SB |
| 3 | 151 | AYESU ATTAH Benjamin Kweku | CAN | 2 | 7 | 2 | 46.23 | Q SB |
| 4 | 878 | DUSZYNSKI Kajetan Patryk | POL | 1 | 6 | 2 | 46.30 | Q PB |
| 5 | 539 | RE Davide | ITA | 2 | 4 | 3 | 46.32 | q |
| 6 | 614 | LITVIN Mikhail | KAZ | 2 | 5 | 4 | 46.40 | q SB |
| 7 | 157 | GEORGE Nathaniel Keena | CAN | 1 | 4 | 3 | 46.47 | |
| 8 | 963 | NENE Zakithi Busani | RSA | 2 | 6 | 5 | 46.55 | |
| 9 | 533 | CORSA Daniele | ITA | 1 | 7 | 4 | 46.56 | |
| 10 | 887 | OMELKO Rafal Konrad | POL | 3 | 5 | 1 | 46.73 | Q |
| 11 | 279 | TESAR Jan | CZE | 1 | 1 | 5 | 46.77 | SB |
| 12 | 1181 | ALTINTAS Batuhan | TUR | 2 | 2 | 6 | 46.86 | |
| 13 | 1057 | LUTZ Silvan | SUI | 1 | 8 | 6 | 46.89 | |
| 14 | 260 | RUZIC Mateo | CRO | 1 | 5 | 7 | 46.90 | |
| 15 | 1175 | ALFRED Darren Quaw | TTO | 3 | 3 | 2 | 47.15 | Q |
| 16 | 838 | AL BUSAIDI Othman Ali Hila | OMA | 3 | 6 | 3 | 47.20 | |
| 17 | 319 | CHARLES Luis Enrique | DOM | 3 | 4 | 4 | 47.33 | |
| 18 | 212 | LI Runyu | CHN | 3 | 1 | 5 | 47.53 | |
| 19 | 1301 | MBENGUE Ibrahima | SEN | 1 | 2 | 8 | 47.61 | |
| 20 | 797 | AKINKUOWO Ayodeji Oluwato | NGR | 3 | 2 | 6 | 47.75 | |
| 20 | 1053 | ANGELELLA Daniele Ademore | SUI | 3 | 7 | 7 | 47.75 | |
| 22 | 1299 | CLARKE Jordan Shaquill | USA | 3 | 8 | 8 | 47.76 | |
| 23 | 1078 | DANAC Denis | SVK | 2 | 8 | 7 | 47.82 | |
| 24 | 145 | SAWADOGO Bienvenu Wendla | BUR | 2 | 1 | 8 | 48.15 | |

Qualification: First 2 in each heat (Q) and the next 2 fastest (q) advance to the Final

| | | | | |
|----------------|-------------------------|-----------------------------|----------------------------|-----------------------|
| Legend: | PB Personal Best | Q Qualified by place | q Qualified by time | SB Season Best |
|----------------|-------------------------|-----------------------------|----------------------------|-----------------------|





TAIPEI STADIUM
臺北田徑場

TAIPEI 2017 WED 周三
29th SUMMER UNIVERSIADE 23 AUG 2017
9:30

ATHLETICS
田徑

MEN'S 400M
男子400公尺

ROUND 1



RESULTS SUMMARY

賽況概要

| | | | | | |
|---------------------------|--------------|--------------------------|-----|----------------------|-------------|
| WORLD RECORD | 43.03 | van NIEKERK Wayde | RSA | Río de Janeiro (BRA) | 14 AUG 2016 |
| UNIVERSIADE RECORD | 44.81 | CHUKWU Clement | NGR | Catania (ITA) | 30 AUG 1997 |

| Rank | Bib | Name | NUSF Code | Heat | Lane | Position | Time | |
|------|------|-------------------------------|-----------|------|------|----------|-------|------|
| 1 | 887 | OMELKO Rafal Konrad | POL | 1 | 5 | 1 | 46.77 | Q |
| 2 | 157 | GEORGE Nathaniel Keena | CAN | 8 | 1 | 1 | 46.91 | Q |
| 3 | 614 | LITVIN Mikhail | KAZ | 1 | 4 | 2 | 46.92 | Q SB |
| 4 | 260 | RUZIC Mateo | CRO | 8 | 6 | 2 | 46.93 | Q |
| 5 | 963 | NENE Zakithi Busani | RSA | 7 | 6 | 1 | 46.97 | Q |
| 6 | 838 | AL BUSAIDI Othman Ali Hila | OMA | 7 | 7 | 2 | 47.05 | Q SB |
| 7 | 265 | LESCAY PARDO Yoandys Alberto | CUB | 5 | 7 | 1 | 47.06 | Q |
| 8 | 212 | LI Runyu | CHN | 8 | 3 | 3 | 47.14 | q |
| 9 | 1175 | ALFRED Darren Quaw | TTO | 3 | 3 | 1 | 47.18 | Q |
| 10 | 279 | TESAR Jan | CZE | 1 | 7 | 3 | 47.22 | q |
| 11 | 321 | SANTOS AQUINO Luguelin Miguel | DOM | 2 | 5 | 1 | 47.34 | Q |
| 11 | 1053 | ANGELELLA Daniele Ademore | SUI | 3 | 5 | 2 | 47.34 | Q |
| 13 | 1057 | LUTZ Silvan | SUI | 2 | 6 | 2 | 47.40 | Q |
| 14 | 319 | CHARLES Luis Enrique | DOM | 6 | 6 | 1 | 47.42 | Q |
| 15 | 1078 | DANAC Denis | SVK | 5 | 8 | 2 | 47.50 | Q |
| 16 | 878 | DUSZYNSKI Kajetan Patryk | POL | 9 | 3 | 1 | 47.57 | Q |
| 17 | 1181 | ALTINTAS Batuhan | TUR | 5 | 2 | 3 | 47.59 | q |
| 18 | 151 | AYESU ATTAH Benjamin Kweku | CAN | 9 | 5 | 2 | 47.65 | Q |
| 19 | 145 | SAWADOGO Bienvenu Wendla | BUR | 1 | 6 | 4 | 47.69 | q |
| 19 | 1301 | MBENGUE Ibrahima | SEN | 9 | 7 | 3 | 47.69 | q |
| 21 | 797 | AKINKUOWO Ayodeji Oluwato | NGR | 9 | 4 | 4 | 47.71 | q PB |
| 22 | 574 | KITAGAWA Takamasa | JPN | 3 | 8 | 3 | 47.85 | |
| 23 | 539 | RE Davide | ITA | 4 | 7 | 1 | 47.87 | Q |
| 24 | 1149 | YANG Lung-Hsiang | TPE | 2 | 3 | 3 | 47.95 | |
| 25 | 533 | CORSA Daniele | ITA | 6 | 4 | 2 | 47.97 | Q |
| 26 | 1299 | CLARKE Jordan Shaquill | USA | 4 | 8 | 2 | 48.02 | Q |
| 27 | 110 | MESHACK Clifton Kagisa | BOT | 8 | 2 | 4 | 48.03 | |
| 28 | 567 | ABUALHUMMOS Abdelrahman | JOR | 8 | 8 | 5 | 48.16 | PB |
| 29 | 617 | SOKOLOV Andrey | KAZ | 3 | 4 | 4 | 48.19 | |
| 30 | 711 | PACEVICIUS Rokas | LTU | 1 | 2 | 5 | 48.27 | |
| 31 | 448 | AGYEMANG Duncan Nuakoh | GHA | 6 | 3 | 3 | 48.53 | |
| 32 | 734 | ARON Anchois | MAS | 5 | 6 | 4 | 48.56 | |
| 33 | 1208 | BINGI Daniel | UGA | 3 | 6 | 5 | 48.57 | |
| 34 | 736 | KWONG Kar Jun | MAS | 6 | 7 | 4 | 48.65 | |
| 35 | 1290 | SHIMUKOWA Charles | ZAM | 4 | 3 | 3 | 48.72 | |
| 36 | 1213 | OKOT Benson | UGA | 7 | 8 | 5 | 48.87 | |
| 37 | 219 | YANG Zeping | CHN | 4 | 2 | 4 | 49.03 | |
| 38 | 1045 | WIJESUNDARA MUDI S | SRI | 7 | 2 | 6 | 49.06 | |
| 39 | 339 | UETSMUETS Sten | EST | 4 | 6 | 5 | 49.20 | SB |
| 40 | 1300 | MAHNASHI Mohammed | KSA | 5 | 5 | 5 | 49.22 | SB |
| 41 | 994 | TAN Zong Yang | SGP | 1 | 3 | 6 | 49.25 | SB |
| 42 | 849 | SADAT Umar | PAK | 4 | 5 | 6 | 49.27 | |
| 43 | 494 | MALIK Pankaj | IND | 2 | 7 | 4 | 49.61 | |
| 44 | 636 | OLUMBE Isaac Okelo | KEN | 2 | 8 | 5 | 49.66 | |
| 45 | 1288 | CHABALA Obrey | ZAM | 3 | 7 | 6 | 49.80 | |





RESULTS SUMMARY

賽況概要

| | | | | | |
|---------------------------|--------------|--------------------------|-----|----------------------|-------------|
| WORLD RECORD | 43.03 | van NIEKERK Wayde | RSA | Río de Janeiro (BRA) | 14 AUG 2016 |
| UNIVERSIADE RECORD | 44.81 | CHUKWU Clement | NGR | Catania (ITA) | 30 AUG 1997 |

| Rank | Bib | Name | NUSF Code | Heat | Lane | Position | Time | |
|------|------|-------------------------------|-----------|------|------|----------|-------|----------|
| 46 | 330 | GOROSKO Jakob | EST | 8 | 4 | 6 | 49.81 | |
| 47 | 659 | LIM Hyoungbin | KOR | 2 | 2 | 6 | 49.97 | |
| 48 | 1035 | DISANAYAKA MUDIY C | SRI | 2 | 4 | 7 | 50.02 | |
| 49 | 839 | AL GHEILANI Usama Abdul Rah | OMA | 6 | 2 | 5 | 50.04 | |
| 50 | 855 | IRIARTE ARFINENGO Luis Adrian | PER | 5 | 4 | 6 | 50.05 | |
| 51 | 1004 | JAMNIK Jan | SLO | 4 | 4 | 7 | 50.19 | |
| 52 | 1005 | KNAP Kristof | SLO | 9 | 2 | 5 | 50.83 | |
| 53 | 696 | CHATILA Malek | LBN | 7 | 3 | 7 | 51.08 | |
| 54 | 675 | BALI Musaad Ahmed H | KSA | 8 | 5 | 7 | 51.53 | |
| 55 | 680 | IEVINS Ilvars | LAT | 9 | 1 | 6 | 51.65 | |
| 56 | 297 | JENSEN Rasmus | DEN | 6 | 8 | 6 | 52.63 | |
| 57 | 1126 | USMANOV Shukhrat | TJK | 3 | 2 | 7 | 54.59 | |
| | 295 | HARTLING Johan Nicolai T | DEN | 9 | 6 | | DNF | |
| 59 | 492 | JACOB Amoj | IND | 7 | 4 | 3 | DQ | R 163.3a |
| 60 | 7 | BEKAR Mohamed Islem | ALG | 7 | 5 | 4 | DQ | R 163.3a |
| | 464 | CHANCE Arinze Nkosi Ka | GUY | 5 | 3 | | DNS | |
| | 997 | KAMARA Alimamy Harry | SLE | 9 | 8 | | DNS | |
| | 783 | NARIB Gideon Ernst | NAM | 6 | 5 | | DNS | |
| | 801 | OGBUKWO Mmaduabuchi She | NGR | 8 | 7 | | DNS | |

Qualification: First 2 in each heat (Q) and the next 6 fastest (q) advance to the Semifinal

Note:
IAAF Rule 163.3a - Lane infringement

Legend:
DNF Did not Finish **DNS** Did not Start **DQ** Disqualified **PB** Personal Best
Q Qualified by place **q** Qualified by time **R** IAAF rule **SB** Season Best



TAIPEI STADIUM
臺北田徑場

TAIPEI 2017 SUN 周日
29th SUMMER UNIVERSIADE 27 AUG 2017
18:30

ATHLETICS
田徑

MEN'S 800M
男子800公尺

SEMIFINAL



RESULTS SUMMARY

賽況概要

| | | | | |
|---------------------------|----------------|---------------------------|------------------|-------------|
| WORLD RECORD | 1:40.91 | RUDISHA David | KEN London (GBR) | 9 AUG 2012 |
| UNIVERSIADE RECORD | 1:43.40 | JUANTORENA Alberto | CUB Sofia (BUL) | 21 AUG 1977 |

| Rank | Bib | Name | NUSF Code | Heat | Lane | Position | Time | |
|------|------|-----------------------------|-----------|------|------|----------|---------|------|
| 1 | 383 | LUSINE Aymeric | FRA | 1 | 3 | 1 | 1:48.04 | Q |
| 2 | 752 | LOPEZ ALVAREZ Jesus Tonatiu | MEX | 3 | 7 | 1 | 1:48.23 | Q PB |
| 3 | 8 | BELBACHIR Mohamed | ALG | 3 | 5 | 2 | 1:48.30 | Q |
| 4 | 885 | KUCIAPSKI Artur | POL | 1 | 8 | 2 | 1:48.36 | Q |
| 5 | 47 | KNUCKEY Stephen Joseph | AUS | 1 | 5 | 3 | 1:48.39 | q |
| 6 | 968 | UYS Hendrik Jacobus | RSA | 1 | 6 | 4 | 1:48.66 | q |
| 7 | 888 | ROZMYS Michal | POL | 3 | 3 | 3 | 1:48.71 | |
| 8 | 395 | BOWNESS James Sydney | GBR | 3 | 6 | 4 | 1:48.78 | |
| 9 | 969 | VAN RENSBURG Rynardt | RSA | 2 | 4 | 1 | 1:48.97 | Q |
| 10 | 1093 | ENGHOLM Elmar Bjoern Lo | SWE | 3 | 1 | 5 | 1:49.03 | PB |
| 11 | 277 | SNEJDR Filip | CZE | 2 | 5 | 2 | 1:49.04 | Q |
| 12 | 387 | MISCHLER Baptiste | FRA | 2 | 1 | 3 | 1:49.07 | |
| 13 | 1182 | ATES Levent | TUR | 2 | 2 | 4 | 1:49.31 | |
| 14 | 710 | MICKUS Benediktas | LTU | 1 | 1 | 5 | 1:49.35 | |
| 15 | 271 | HODBOD Lukas | CZE | 1 | 4 | 6 | 1:49.40 | |
| 16 | 86 | BOTTERMAN Aaron Ivan G | BEL | 3 | 8 | 6 | 1:49.45 | |
| 17 | 5 | ABDENOUI Ramzi | ALG | 2 | 6 | 5 | 1:49.94 | |
| 18 | 1224 | GUTSOL levgen | UKR | 2 | 8 | 6 | 1:49.97 | |
| 19 | 426 | KESSLER Christoph Danie | GER | 3 | 4 | 7 | 1:50.13 | |
| 20 | 534 | EL KABBOURI Soufiane | ITA | 2 | 3 | 7 | 1:50.45 | |
| 21 | 171 | SMITH Tyler Jordan | CAN | 1 | 7 | 7 | 1:50.90 | |
| 22 | 631 | KITUR Kelvin | KEN | 1 | 2 | 8 | 1:51.93 | |
| 23 | 120 | CEZARIO ABRAO Cleiton | BRA | 2 | 7 | 8 | 1:54.16 | |
| 24 | 98 | DILL Shaquille Allen | BER | 3 | 2 | 8 | 1:54.70 | |

Qualification: First 2 in each heat (Q) and the next 2 fastest (q) advance to the Final

| | | | |
|----------------|-------------------------|-----------------------------|----------------------------|
| Legend: | PB Personal Best | Q Qualified by place | q Qualified by time |
|----------------|-------------------------|-----------------------------|----------------------------|





TAIPEI STADIUM
臺北田徑場

TAIPEI 2017 SAT 周六
29th SUMMER UNIVERSIADE 26 AUG 2017
11:10

ATHLETICS
田徑

MEN'S 800M
男子800公尺

ROUND 1



RESULTS SUMMARY

賽況概要

| | | | |
|---------------------------|-----------------------------------|------------------|-------------|
| WORLD RECORD | 1:40.91 RUDISHA David | KEN London (GBR) | 9 AUG 2012 |
| UNIVERSIADE RECORD | 1:43.40 JUANTORENA Alberto | CUB Sofia (BUL) | 21 AUG 1977 |

| Rank | Bib | Name | NUSF Code | Heat | Lane | Position | Time | |
|------|------|--------------------------------|-----------|------|------|----------|---------|------|
| 1 | 395 | BOWNESS James Sydney | GBR | 1 | 8 | 1 | 1:50.49 | Q |
| 1 | 387 | MISCHLER Baptiste | FRA | 5 | 6 | 1 | 1:50.49 | Q |
| 3 | 710 | MICKUS Benediktas | LTU | 5 | 1 | 2 | 1:50.57 | Q |
| 4 | 426 | KESSLER Christoph Danie | GER | 5 | 2 | 3 | 1:50.63 | Q |
| 5 | 1093 | ENGHOLM Elmar Bjoern Lo | SWE | 1 | 4 | 2 | 1:50.66 | Q SB |
| 6 | 1224 | GUTSOL Ievgen | UKR | 1 | 2 | 3 | 1:50.88 | Q |
| 7 | 534 | EL KABBOURI Soufiane | ITA | 3 | 6 | 1 | 1:51.06 | Q |
| 8 | 752 | LOPEZ ALVAREZ Jesus Tonatiu | MEX | 4 | 5 | 1 | 1:51.07 | Q |
| 9 | 888 | ROZMYS Michal | POL | 6 | 8 | 1 | 1:51.08 | Q |
| 10 | 8 | BELBACHIR Mohamed | ALG | 4 | 4 | 2 | 1:51.16 | Q |
| 11 | 271 | HODBOD Lukas | CZE | 5 | 4 | 4 | 1:51.17 | q |
| 11 | 1182 | ATES Levent | TUR | 3 | 3 | 2 | 1:51.17 | Q |
| 13 | 968 | UYS Hendrik Jacobus | RSA | 3 | 4 | 3 | 1:51.18 | Q |
| 14 | 98 | DILL Shaquille Allen | BER | 3 | 8 | 4 | 1:51.20 | q |
| 15 | 120 | CEZARIO ABRAO Cleiton | BRA | 6 | 5 | 2 | 1:51.23 | Q |
| 16 | 5 | ABDENOUZ Ramzi | ALG | 1 | 7 | 4 | 1:51.26 | q |
| 17 | 492 | JACOB Amoj | IND | 1 | 6 | 5 | 1:51.28 | |
| 18 | 277 | SNEJDR Filip | CZE | 4 | 6 | 3 | 1:51.40 | Q |
| 19 | 99 | MINORS Dage Teako | BER | 1 | 5 | 6 | 1:51.43 | |
| 20 | 631 | KITUR Kelvin | KEN | 6 | 2 | 3 | 1:51.47 | Q |
| 21 | 211 | LI Junlin | CHN | 4 | 2 | 4 | 1:51.77 | |
| 22 | 613 | KUSMANOV Imanmadi | KAZ | 5 | 5 | 5 | 1:51.89 | PB |
| 23 | 1215 | TURIHOHABWE Fortunate | UGA | 3 | 2 | 5 | 1:51.92 | PB |
| 24 | 677 | ARENTS Pauls | LAT | 1 | 3 | 7 | 1:52.03 | SB |
| 25 | 171 | SMITH Tyler Jordan | CAN | 2 | 1 | 1 | 1:52.25 | Q |
| 26 | 718 | STRIOKAS Mindaugas | LTU | 6 | 3 | 4 | 1:52.27 | |
| 27 | 86 | BOTTERMAN Aaron Ivan G | BEL | 7 | 7 | 1 | 1:52.38 | Q |
| 28 | 383 | LUSINE Aymeric | FRA | 7 | 6 | 2 | 1:52.44 | Q |
| 28 | 885 | KUCIAPSKI Artur | POL | 7 | 5 | 3 | 1:52.44 | Q |
| 30 | 849 | SADAT Umar | PAK | 3 | 5 | 6 | 1:52.46 | |
| 31 | 47 | KNUCKEY Stephen Joseph | AUS | 2 | 4 | 2 | 1:52.47 | Q |
| 32 | 267 | DIMITRIOU Christos | CYP | 7 | 8 | 4 | 1:52.53 | |
| 33 | 1257 | ANDERSON KAAPA Drevan Kaleolan | USA | 6 | 4 | 5 | 1:52.76 | SB |
| 34 | 290 | CLAUSEN Christian Sand | DEN | 6 | 7 | 6 | 1:53.39 | |
| 35 | 121 | DA PALMA JUNIOR Pedro Roberto | BRA | 4 | 8 | 5 | 1:53.75 | |
| 36 | 293 | FÜRSTENBERG Frederik | DEN | 7 | 3 | 5 | 1:54.28 | |
| 37 | 3 | NIKOLLA Malvin | ALB | 5 | 3 | 6 | 1:54.36 | PB |
| 38 | 969 | VAN RENSBURG Rynardt | RSA | 2 | 5 | 3 | 1:55.00 | Q |
| 39 | 988 | NGABONZIZA Marcel | RWA | 4 | 3 | 6 | 1:55.84 | |
| 40 | 837 | AL AAMRI Ahmed Ali Said | OMA | 4 | 7 | 7 | 1:55.89 | SB |
| 41 | 1214 | ONGOM Timothy Ambrose | UGA | 6 | 6 | 7 | 1:55.90 | |
| 42 | 257 | MURCIA CRUZ Josue Francisco | CRC | 7 | 2 | 6 | 1:56.06 | |
| 43 | 222 | ZHOU Guangcai | CHN | 7 | 4 | 7 | 1:56.63 | |
| 44 | 201 | JARPA GALLEGOS Cristofer Orlan | CHI | 2 | 2 | 4 | 1:56.73 | |
| 45 | 1038 | GANHEWAYALAGE Charuka Kushant | SRI | 4 | 1 | 8 | 1:56.84 | SB |





TAIPEI STADIUM
臺北田徑場

TAIPEI 2017 SAT 周六
29TH SUMMER UNIVERSIADE 26 AUG 2017
11:10

ATHLETICS
田徑

MEN'S 800M
男子800公尺

ROUND 1



RESULTS SUMMARY

賽況概要

| | | | | |
|---------------------------|----------------|---------------------------|------------------|-------------|
| WORLD RECORD | 1:40.91 | RUDISHA David | KEN London (GBR) | 9 AUG 2012 |
| UNIVERSIADE RECORD | 1:43.40 | JUANTORENA Alberto | CUB Sofia (BUL) | 21 AUG 1977 |

| Rank | Bib | Name | NUSF Code | Heat | Lane | Position | Time |
|------|-----|--------------------------|-----------|------|------|----------|---------|
| 46 | 249 | ROMERO ROA Oscar Andres | COL | 2 | 3 | 5 | 1:58.40 |
| 47 | 697 | EL HELOU Abdo | LBN | 3 | 1 | 7 | 1:59.24 |
| 48 | 699 | KHALIFE Hussein | LBN | 5 | 7 | 7 | 1:59.62 |
| 49 | 670 | ALMUYIDI Khalid Ali Y | KSA | 3 | 7 | 8 | 1:59.88 |
| 50 | 676 | MASRAHI Mazen Ahmed M | KSA | 5 | 8 | 8 | 2:01.56 |
| 51 | 843 | AL RAHBI Said Badur Said | OMA | 2 | 6 | 6 | 2:02.20 |
| | 449 | ALI Mohammed Shafic | GHA | 2 | 8 | | DNS |
| | 726 | GRETHEN Charles | LUX | 2 | 7 | | DNS |

Qualification: First 3 in each heat (Q) and the next 3 fastest (q) advance to the Semifinal

| | | | | | | | |
|----------------|---------------|-----------|---------------|----------|--------------------|----------|-------------------|
| Legend: | | | | | | | |
| DNS | Did not Start | PB | Personal Best | Q | Qualified by place | q | Qualified by time |
| SB | Season Best | | | | | | |





RESULTS SUMMARY

賽況概要

CORRECTED
27 AUG 19:26

| | | | | | |
|---------------------------|--------------|--------------------------|-----|-----------------|-------------|
| WORLD RECORD | 12.80 | MERRITT Aries | USA | Bruxelles (BEL) | 7 SEP 2012 |
| UNIVERSIADE RECORD | 13.21 | CASANAS Alejandro | CUB | Sofia (BUL) | 21 AUG 1977 |

| Rank | Bib | Name | NUSF Code | Heat | Lane | Position | Wind | Time | |
|------|------|------------------------------|-----------|------|------|----------|------|-------|----------|
| 1 | 876 | CZYKIER Damian | POL | 1 | 8 | 1 | +0.9 | 13.57 | Q |
| 2 | 1130 | CHEN Kuei-Ru | TPE | 1 | 6 | 2 | +0.9 | 13.63 | Q |
| 3 | 571 | KANAI Taioh | JPN | 1 | 5 | 3 | +0.9 | 13.66 | Q |
| 4 | 473 | BAJI Balazs | HUN | 2 | 4 | 1 | -2.0 | 13.67 | Q |
| 5 | 45 | HOUGH Nicholas Alexan | AUS | 1 | 9 | 4 | +0.9 | 13.70 | q |
| 6 | 578 | NOMOTO Shusei | JPN | 2 | 6 | 2 | -2.0 | 13.79 | Q |
| 7 | 158 | KABA Sekou Mohamed | CAN | 1 | 4 | 5 | +0.9 | 13.82 | q SB |
| 8 | 131 | OLIVEIRA CONSTANTINO Gabriel | BRA | 2 | 5 | 3 | -2.0 | 13.94 | Q |
| 9 | 954 | LEFETE Tshepo | RSA | 2 | 9 | 4 | -2.0 | 13.95 | |
| 10 | 713 | SAULIUS Rapolas | LTU | 1 | 2 | 6 | +0.9 | 14.06 | |
| 10 | 1150 | YANG Wei-Ting | TPE | 2 | 7 | 5 | -2.0 | 14.06 | |
| 12 | 654 | KIM Gyeongtae | KOR | 1 | 3 | 7 | +0.9 | 14.11 | PB |
| 13 | 276 | SEDLAK Vaclav | CZE | 2 | 2 | 6 | -2.0 | 14.25 | |
| 14 | 618 | ZEMS Vyacheslav | KAZ | 2 | 3 | 7 | -2.0 | 14.45 | |
| | 381 | KRAUSS Simon | FRA | 1 | 7 | | | DQ | R 168.7b |
| | 1267 | LATTIN Amere Davion | USA | 2 | 8 | | | DQ | R 168.7a |

Qualification: First 3 in each heat (Q) and the next 2 fastest (q) advance to the Final

Note:
IAAF Rule 168.7a - Trailing leg
IAAF Rule 168.7b - Deliberately knocking down a hurdle

Legend:
DQ Disqualified PB Personal Best Q Qualified by place q Qualified by time
R IAAF rule SB Season Best



RESULTS SUMMARY

賽況概要

| | | | | | |
|---------------------------|--------------|--------------------------|-----|-----------------|-------------|
| WORLD RECORD | 12.80 | MERRITT Aries | USA | Bruxelles (BEL) | 7 SEP 2012 |
| UNIVERSIADE RECORD | 13.21 | CASANAS Alejandro | CUB | Sofia (BUL) | 21 AUG 1977 |

| Rank | Bib | Name | NUSF Code | Heat | Lane | Position | Wind | Time |
|------|------|------------------------------|-----------|------|------|----------|------|---------|
| 1 | 1130 | CHEN Kuei-Ru | TPE | 4 | 5 | 1 | -2.8 | 13.74 Q |
| 2 | 473 | BAJI Balazs | HUN | 2 | 8 | 1 | -2.4 | 13.84 Q |
| 3 | 131 | OLIVEIRA CONSTANTINO Gabriel | BRA | 1 | 6 | 1 | 0.0 | 13.88 Q |
| 4 | 1150 | YANG Wei-Ting | TPE | 1 | 4 | 2 | 0.0 | 13.89 Q |
| 5 | 381 | KRAUSS Simon | FRA | 4 | 6 | 2 | -2.8 | 13.91 Q |
| 6 | 45 | HOUGH Nicholas Alexan | AUS | 4 | 7 | 3 | -2.8 | 13.93 Q |
| 7 | 1267 | LATTIN Amere Davion | USA | 1 | 5 | 3 | 0.0 | 13.95 Q |
| 8 | 578 | NOMOTO Shusei | JPN | 2 | 4 | 2 | -2.4 | 14.03 Q |
| 9 | 571 | KANAI Taioh | JPN | 3 | 8 | 1 | -4.0 | 14.07 Q |
| 10 | 158 | KABA Sekou Mohamed | CAN | 3 | 5 | 2 | -4.0 | 14.07 Q |
| 11 | 713 | SAULIUS Rapolas | LTU | 4 | 4 | 4 | -2.8 | 14.10 q |
| 12 | 954 | LEFETE Tshepo | RSA | 2 | 9 | 3 | -2.4 | 14.15 Q |
| 13 | 876 | CZYKIER Damian | POL | 3 | 9 | 3 | -4.0 | 14.30 Q |
| 14 | 618 | ZEMS Vyacheslav | KAZ | 1 | 7 | 4 | 0.0 | 14.32 q |
| 15 | 276 | SEDLAK Vaclav | CZE | 2 | 6 | 4 | -2.4 | 14.35 q |
| 15 | 654 | KIM Gyeongtae | KOR | 4 | 9 | 5 | -2.8 | 14.35 q |
| 17 | 166 | MOSELEY Ingvar Mackenzi | CAN | 4 | 8 | 6 | -2.8 | 14.36 |
| 18 | 130 | NASCIMENTO PARAIZO Jonatha | BRA | 2 | 7 | 5 | -2.4 | 14.40 |
| 19 | 932 | DUMITRACHE Cosmin Ilie | ROU | 1 | 8 | 5 | 0.0 | 14.49 |
| 19 | 825 | HAWKINS Joshua Tamati N | NZL | 3 | 6 | 4 | -4.0 | 14.49 |
| 21 | 698 | HAZER Ahmad | LBN | 3 | 4 | 5 | -4.0 | 14.97 |
| 22 | 1042 | NILAWEERA Akhila Imantha | SRI | 2 | 3 | 6 | -2.4 | 15.14 |
| 23 | 865 | VERGEL Alvin John | PHI | 2 | 5 | 7 | -2.4 | 15.17 |
| 24 | 146 | SOME Florian Tinsa R | BUR | 3 | 7 | 6 | -4.0 | 15.60 |
| | 959 | MKATINI Lebone Junior M | RSA | 1 | 9 | | | DNS |

Qualification: First 3 in each heat (Q) and the next 4 fastest (q) advance to the Semifinal

Legend:

DNS Did not Start Q Qualified by place q Qualified by time



TAIPEI STADIUM
臺北田徑場

TAIPEI 2017 WED 周三
29th SUMMER UNIVERSIADE 23 AUG 2017
19:05

ATHLETICS
田徑

MEN'S 1500M
男子1500公尺

ROUND 1



RESULTS SUMMARY

賽況概要

| | | | | |
|---------------------------|----------------|---------------------------|---------------------|-------------|
| WORLD RECORD | 3:26.00 | EL GUERROUJ Hicham | MAR Roma (ITA) | 14 JUL 1998 |
| UNIVERSIADE RECORD | 3:38.43 | AOUITA Said | MAR Bucuresti (ROU) | 22 JUL 1981 |

| Rank | Bib | Name | NUSF Code | Heat | Order | Position | Time | |
|------|------|-----------------------------------|-----------|------|-------|----------|---------|------|
| 1 | 726 | GRETHEN Charles | LUX | 1 | 3 | 1 | 3:43.62 | Q |
| 2 | 418 | BENITZ Timo | GER | 1 | 13 | 2 | 3:43.93 | Q |
| 3 | 396 | DAVIES Jonathan Stuart | GBR | 1 | 2 | 3 | 3:43.95 | Q |
| 4 | 706 | BERTASIUS Simas | LTU | 1 | 12 | 4 | 3:44.33 | q PB |
| 5 | 12 | HEDEILLI Takieddine | ALG | 1 | 5 | 5 | 3:44.49 | q |
| 6 | 873 | BORKOWSKI Mateusz | POL | 1 | 8 | 6 | 3:45.29 | q SB |
| 7 | 1061 | RAESS Jonas | SUI | 1 | 7 | 7 | 3:45.51 | |
| 8 | 378 | CASSE Martin | FRA | 1 | 1 | 8 | 3:46.08 | |
| 9 | 386 | MIELLET Alexis | FRA | 2 | 1 | 1 | 3:46.76 | Q |
| 10 | 44 | HOCKEY Isaac Arthur | AUS | 2 | 6 | 3 | 3:46.88 | Q |
| 10 | 755 | MARTINEZ ESTRADA Fernando Daniel | MEX | 2 | 7 | 2 | 3:46.88 | Q |
| 12 | 530 | BUSSOTTI NEVES JUNIOR Joao C. | ITA | 2 | 10 | 4 | 3:46.89 | |
| 13 | 152 | BELLEMORE Corey James Hen | CAN | 2 | 2 | 5 | 3:46.95 | |
| 13 | 1093 | ENGHOLM Elmar Bjoern Lo | SWE | 2 | 5 | 6 | 3:46.95 | |
| 15 | 1182 | ATES Levent | TUR | 2 | 14 | 7 | 3:47.85 | |
| 16 | 1215 | TURIHOHABWE Fortunate | UGA | 1 | 11 | 9 | 3:48.20 | PB |
| 17 | 882 | KALINOWSKI Grzegorz Mateusz | POL | 3 | 4 | 1 | 3:49.14 | Q |
| 18 | 961 | MOTSAU Jeremiah Lereko | RSA | 2 | 8 | 8 | 3:49.22 | |
| 18 | 534 | EL KABBOURI Soufiane | ITA | 1 | 6 | 10 | 3:49.22 | |
| 20 | 289 | CHO Mihn Kyun | DEN | 2 | 4 | 9 | 3:49.38 | PB |
| 21 | 960 | MOKOPANE Rantso Alfred | RSA | 3 | 11 | 2 | 3:49.84 | Q |
| 22 | 168 | PETERSON Cole Henry Andr | CAN | 3 | 12 | 3 | 3:50.12 | Q |
| 23 | 355 | AYALNEH Zemen Addis | ETH | 3 | 5 | 4 | 3:50.43 | |
| 24 | 829 | ROGERS Simon Anthony | NZL | 2 | 12 | 10 | 3:50.74 | |
| 25 | 88 | CLAUS Pieter | BEL | 3 | 7 | 5 | 3:50.97 | |
| 26 | 291 | DAHL-JESSEN Mikkel | DEN | 3 | 2 | 6 | 3:51.20 | |
| 27 | 642 | DZHOLOMANOV Musulman | KGZ | 1 | 14 | 11 | 3:51.34 | PB |
| 28 | 13 | KHELILI Abderezak | ALG | 3 | 13 | 7 | 3:51.45 | |
| 29 | 51 | PYKE Adam James | AUS | 3 | 9 | 8 | 3:52.77 | |
| 30 | 201 | JARPA GALLEGOS Cristofer Orlan | CHI | 2 | 11 | 11 | 3:53.24 | |
| 31 | 511 | KELLY Kevin | IRL | 3 | 1 | 9 | 3:53.77 | |
| 32 | 204 | PALMA FONTEALVA Ruben Gerardo | CHI | 3 | 3 | 10 | 3:54.97 | |
| 33 | 927 | ROCHA Hugo | POR | 1 | 4 | 12 | 3:55.49 | |
| 34 | 267 | DIMITRIOU Christos | CYP | 3 | 14 | 11 | 3:55.96 | |
| 35 | 1032 | ABEYKOON JAYASUNDARA M. Oshada D. | SRI | 2 | 9 | 12 | 3:59.32 | SB |
| 36 | 249 | ROMERO ROA Oscar Andres | COL | 2 | 13 | 13 | 4:00.41 | |
| 37 | 837 | AL AAMRI Ahmed Ali Said | OMA | 1 | 9 | 13 | 4:00.64 | |
| 38 | 1214 | ONGOM Timothy Ambrose | UGA | 3 | 8 | 12 | 4:00.77 | |
| 39 | 449 | ALI Mohammed Shafic | GHA | 1 | 10 | 14 | 4:07.15 | |
| 40 | 247 | LEON DELGADO Victor Manuel | COL | 3 | 6 | 13 | 4:09.90 | |
| 41 | 669 | ALMUYIDI Ahmed Amer I | KSA | 3 | 10 | 14 | 4:28.53 | |
| 42 | 845 | AL SUBEIH Mazin Khalifa S | OMA | 2 | 3 | 14 | 4:28.92 | |

Qualification: First 3 in each heat (Q) and the next 3 fastest (q) advance to the Final

| | | | | |
|----------------|-------------------------|-----------------------------|----------------------------|-----------------------|
| Legend: | PB Personal Best | Q Qualified by place | q Qualified by time | SB Season Best |
|----------------|-------------------------|-----------------------------|----------------------------|-----------------------|





RESULTS SUMMARY

賽況概要

| | | | |
|---------------------------|----------------------------|---------------------|-------------|
| WORLD RECORD | 46.78 YOUNG Kevin | USA Barcelona (ESP) | 6 AUG 1992 |
| UNIVERSIADE RECORD | 48.09 MYBURGH Alwyn | RSA Beijing (CHN) | 31 AUG 2001 |

| Rank | Bib | Name | NUSF Code | Heat | Lane | Position | Time | |
|------|------|-----------------------------------|-----------|------|------|----------|-------|------|
| 1 | 320 | SANTOS AQUINO Juander | DOM | 3 | 5 | 1 | 49.31 | Q |
| 2 | 1129 | CHEN Chieh | TPE | 3 | 4 | 2 | 49.37 | Q SB |
| 3 | 331 | JAGOR Jaak-Heinrich | EST | 2 | 7 | 1 | 49.55 | Q |
| 4 | 14 | LAHOULOU Abdelmalik | ALG | 2 | 5 | 2 | 49.62 | Q |
| 5 | 965 | PRETORIUS Johanneslodewic | RSA | 2 | 3 | 3 | 49.69 | q |
| 6 | 877 | DOBEK Patryk | POL | 1 | 4 | 1 | 49.77 | Q SB |
| 7 | 529 | BENCOSME DE LEON Jose Reynaldo | ITA | 1 | 6 | 2 | 50.01 | Q |
| 8 | 1054 | BRAND Dany Andreas | SUI | 1 | 3 | 3 | 50.06 | q |
| 9 | 402 | PAUL Jacob Aaron | GBR | 3 | 3 | 3 | 50.37 | |
| 10 | 25 | RUGGERI Guillermo Manue | ARG | 2 | 6 | 4 | 50.54 | |
| 11 | 782 | MARITZ Johannes Gerhar | NAM | 2 | 4 | 5 | 50.59 | |
| 12 | 610 | KOBLOV Dmitriy | KAZ | 3 | 7 | 4 | 50.84 | |
| 13 | 1059 | MFOMKPA Alain Herve | SUI | 2 | 8 | 6 | 50.97 | |
| 14 | 570 | KAJIKI Ryo | JPN | 3 | 6 | 5 | 50.99 | |
| 15 | 358 | MOEROE Santtu Oskari | FIN | 1 | 5 | 4 | 51.04 | |
| 16 | 951 | HAMMAN Leroux | RSA | 3 | 2 | 6 | 51.18 | |
| 17 | 510 | BYRNE Paul | IRL | 2 | 1 | 7 | 51.31 | |
| 18 | 275 | MUELLER Vit | CZE | 1 | 8 | 5 | 51.46 | |
| 19 | 9 | BOUKMOUCHE Saber | ALG | 3 | 8 | 7 | 51.63 | |
| 20 | 128 | LANGOWSKI TEREZAN Artur | BRA | 3 | 1 | 8 | 51.89 | |
| 21 | 205 | SEPULVEDA SANDOVAL Alfredo Emilio | CHI | 2 | 2 | 8 | 52.26 | |
| 22 | 78 | HUFNAGL Dominik | AUT | 1 | 1 | 6 | 52.29 | |
| 23 | 1153 | YU Chia-Hsuan | TPE | 1 | 7 | 7 | 52.43 | |
| 24 | 784 | ARTS Jesper Carlo Ma | NED | 1 | 2 | 8 | 52.94 | |

Qualification: First 2 in each heat (Q) and the next 2 fastest (q) advance to the Final

| | | | |
|----------------|-----------------------------|----------------------------|-----------------------|
| Legend: | Q Qualified by place | q Qualified by time | SB Season Best |
|----------------|-----------------------------|----------------------------|-----------------------|



TAIPEI STADIUM
臺北田徑場

TAIPEI 2017 THU 周四
29th SUMMER UNIVERSIADE 24 AUG 2017
10:30

ATHLETICS
田徑

MEN'S 400M HURDLES
男子400公尺跨欄

ROUND 1



RESULTS SUMMARY

賽況概要

CORRECTED
24 AUG 19:42

| | | | | | |
|---------------------------|--------------|----------------------|-----|-----------------|-------------|
| WORLD RECORD | 46.78 | YOUNG Kevin | USA | Barcelona (ESP) | 6 AUG 1992 |
| UNIVERSIADE RECORD | 48.09 | MYBURGH Alwyn | RSA | Beijing (CHN) | 31 AUG 2001 |

| Rank | Bib | Name | NUSF Code | Heat | Lane | Position | Time | |
|------|------|-----------------------------------|-----------|------|------|----------|---------|----------|
| 1 | 1129 | CHEN Chieh | TPE | 3 | 4 | 1 | 49.82 | Q |
| 2 | 877 | DOBEK Patryk | POL | 1 | 4 | 1 | 50.14 | Q |
| 3 | 965 | PRETORIUS Johanneslodewic | RSA | 6 | 2 | 1 | 50.28 | Q |
| 4 | 320 | SANTOS AQUINO Juander | DOM | 6 | 4 | 2 | 50.37 | Q |
| 5 | 529 | BENCOSME DE LEON Jose Reynaldo | ITA | 3 | 8 | 2 | 50.45 | Q |
| 6 | 610 | KOBLOV Dmitriy | KAZ | 6 | 5 | 3 | 50.61 | Q SB |
| 7 | 782 | MARITZ Johannes Gerhar | NAM | 5 | 6 | 1 | 50.66 | Q |
| 8 | 128 | LANGOWSKI TEREZAN Artur | BRA | 6 | 7 | 4 | 50.69 | q |
| 9 | 1059 | MFOMKPA Alain Herve | SUI | 3 | 6 | 3 | 50.76 | Q PB |
| 10 | 1054 | BRAND Dany Andreas | SUI | 2 | 5 | 1 | 50.78 | Q |
| 11 | 14 | LAHOULOU Abdelmalik | ALG | 1 | 6 | 2 | 50.80 | Q |
| 12 | 25 | RUGGERI Guillermo Manue | ARG | 2 | 3 | 2 | 50.91 | Q |
| 13 | 358 | MOEROE Santtu Oskari | FIN | 5 | 3 | 2 | 50.93 | Q |
| 14 | 275 | MUELLER Vit | CZE | 1 | 3 | 3 | 50.95 | Q |
| 15 | 784 | ARTS Jesper Carlo Ma | NED | 1 | 7 | 4 | 50.99 | q SB |
| 16 | 510 | BYRNE Paul | IRL | 3 | 5 | 4 | 51.06 | q |
| 17 | 205 | SEPULVEDA SANDOVAL Alfredo Emilio | CHI | 6 | 3 | 5 | 51.08 | q |
| 18 | 331 | JAGOR Jaak-Heinrich | EST | 5 | 7 | 3 | 51.24 | Q |
| 18 | 78 | HUFNAGL Dominik | AUT | 1 | 8 | 5 | 51.24 | q |
| 20 | 402 | PAUL Jacob Aaron | GBR | 4 | 8 | 1 | 51.38 | Q |
| 21 | 1153 | YU Chia-Hsuan | TPE | 2 | 7 | 3 | 51.46 | Q |
| 22 | 951 | HAMMAN Leroux | RSA | 5 | 2 | 4 | 51.60 | q |
| 23 | 570 | KAJIKI Ryo | JPN | 4 | 3 | 2 | 51.73 | Q |
| 24 | 9 | BOUKMOUCHE Saber | ALG | 4 | 4 | 3 | 51.88 | Q |
| 25 | 24 | RODRIGUEZ BALDIVIEZ Jaime | ARG | 4 | 7 | 4 | 52.10 | |
| 26 | 256 | DRUMMOND HERNANDEZ Gerald David | CRC | 5 | 5 | 5 | 52.22 | |
| 27 | 272 | JURANEK Martin | CZE | 4 | 5 | 5 | 52.28 | |
| 28 | 648 | HWANG Hyeonu | KOR | 6 | 6 | 6 | 52.37 | |
| 29 | 1075 | BOTTLIK Jakub | SVK | 5 | 8 | 6 | 52.57 | |
| 30 | 611 | KONDRATYEV Igor | KAZ | 3 | 3 | 5 | 53.48 | |
| 31 | 1003 | HRIBARSEK Peter | SLO | 2 | 6 | 4 | 53.59 | |
| 32 | 1004 | JAMNIK Jan | SLO | 4 | 6 | 6 | 53.81 | |
| 33 | 860 | HENDERSON Connor Alexande | PHI | 5 | 4 | 7 | 54.42 | |
| 34 | 1043 | OLIDURAGE Ishan Lahiru Ar | SRI | 1 | 5 | 6 | 54.87 | |
| 35 | 298 | JOHANSEN Martin Brueckne | DEN | 3 | 7 | 6 | 55.76 | |
| 36 | 673 | ALSHALATI Mohammed Taleb | KSA | 6 | 8 | 7 | 56.24 | |
| 37 | 700 | RAAD Ragheb | LBN | 2 | 4 | 5 | 1:04.12 | |
| | 162 | MAC NEILL Gregory Scott W | CAN | 2 | 8 | | DQ | R 168.7a |

Qualification: First 3 in each heat (Q) and the next 6 fastest (q) advance to the Semifinal

Note:
IAAF Rule 168.7a - Trailing leg

Legend:
DQ Disqualified
R IAAF rule
PB Personal Best
SB Season Best
Q Qualified by place
q Qualified by time





TAIPEI STADIUM
臺北田徑場

TAIPEI 2017 SAT 周六
29th SUMMER UNIVERSIADE 26 AUG 2017
21:10

ATHLETICS
田徑

MEN'S 5000M
男子5000公尺

ROUND 1



RESULTS SUMMARY

賽況概要

| | | | | |
|---------------------------|-----------------|------------------------|-------------------|-------------|
| WORLD RECORD | 12:37.35 | BEKELE Kenenisa | ETH Hengelo (NED) | 31 MAY 2004 |
| UNIVERSIADE RECORD | 13:35.89 | IBRAHIMOV Hayle | AZE Kazan (RUS) | 12 JUL 2013 |

| Rank | Bib | Name | NUSF Code | Heat | Order | Position | Time | |
|------|------|----------------------------------|-----------|------|-------|----------|----------|------|
| 1 | 355 | AYALNEH Zemen Addis | ETH | 2 | 4 | 1 | 14:23.12 | Q |
| 2 | 1061 | RAESS Jonas | SUI | 2 | 10 | 2 | 14:24.45 | Q |
| 3 | 509 | BERGIN Matthew Christo | IRL | 2 | 9 | 3 | 14:25.10 | Q |
| 4 | 396 | DAVIES Jonathan Stuart | GBR | 2 | 2 | 4 | 14:25.43 | Q |
| 5 | 376 | BARRER Francois | FRA | 2 | 1 | 5 | 14:26.02 | Q |
| 6 | 90 | DEBOGNIES Simon | BEL | 2 | 14 | 6 | 14:28.54 | q |
| 7 | 79 | VOJTA Andreas | AUT | 2 | 8 | 7 | 14:29.78 | q |
| 8 | 785 | FOPPEN Mike | NED | 2 | 12 | 8 | 14:30.22 | q |
| 9 | 301 | NIJHUIS Thijs Matthias | DEN | 2 | 16 | 9 | 14:30.81 | q |
| 10 | 937 | SOARE Nicolae Alexand | ROU | 1 | 3 | 1 | 14:33.08 | Q |
| 11 | 48 | BAHATI Sadic | UGA | 1 | 15 | 2 | 14:33.65 | Q |
| 12 | 945 | ANDREAS Jeromy | RSA | 1 | 9 | 3 | 14:34.18 | Q |
| 13 | 1188 | OZDEMIR Ramazan | TUR | 1 | 2 | 4 | 14:34.54 | Q |
| 14 | 1258 | BARRAZA Brian Arthur | USA | 1 | 7 | 5 | 14:34.87 | Q |
| 15 | 498 | TADVI Kisan Narshi | IND | 1 | 8 | 6 | 14:35.83 | q PB |
| 16 | 706 | BERTASIUS Simas | LTU | 1 | 4 | 7 | 14:39.41 | |
| 17 | 961 | MOTSAU Jeremiah Lereko | RSA | 2 | 13 | 10 | 14:44.23 | PB |
| 18 | 169 | PROUDFOOT Ross Clayton | CAN | 1 | 12 | 8 | 14:45.75 | |
| 19 | 1079 | DUREC Peter | SVK | 2 | 5 | 11 | 14:51.36 | |
| 20 | 755 | MARTINEZ ESTRADA Fernando Daniel | MEX | 1 | 1 | 9 | 14:52.65 | |
| 21 | 303 | SKOV Kasper | DEN | 1 | 13 | 10 | 15:07.73 | |
| 22 | 750 | ESPARZA PEREZ Jose Juan | MEX | 2 | 6 | 12 | 15:10.22 | |
| 23 | 58 | WANG Hao | CHN | 1 | 11 | 11 | 15:29.05 | |
| 24 | 1041 | NAWASINGHE MUDIY C | SRI | 1 | 16 | 12 | 15:29.70 | SB |
| 25 | 64 | ODBAYAR Boldoo | MGL | 1 | 17 | 13 | 15:31.53 | |
| 26 | 11 | HAMI Aimen | ALG | 1 | 10 | 14 | 15:34.82 | |
| 27 | 65 | LEON DELGADO Victor Manuel | COL | 2 | 11 | 13 | 15:49.76 | |
| 28 | 69 | LIU Tao | CHN | 2 | 17 | 14 | 15:50.70 | |
| 29 | 844 | AL RASHDI Ayuob Yaqoob Sa | OMA | 2 | 18 | 15 | 16:48.71 | |
| 30 | 1292 | SIYOTO Siyambango | ZAM | 1 | 6 | 15 | 16:55.74 | |
| 31 | 840 | AL JASHEMI Mahmood Abdulla | OMA | 1 | 14 | 16 | 16:56.11 | |
| | 12 | HEDEILLI Takieddine | ALG | 2 | 7 | | DNS | |
| | 39 | KATEREGGA John | UGA | 2 | 3 | | DNS | |
| | 864 | PRADO Lloyd | PHI | 1 | 5 | | DNS | |
| | 581 | SHIOJIRI Kazuya | JPN | 2 | 15 | | DNS | |

Qualification: First 5 in each heat (Q) and the next 5 fastest (q) advance to the Final

| | | | | | | |
|----------------|---------------|-----------|---------------|----------|--------------------|----------------------------|
| Legend: | | | | | | |
| DNS | Did not Start | PB | Personal Best | Q | Qualified by place | q Qualified by time |
| SB | Season Best | | | | | |



RESULTS SUMMARY

賽況概要

| | | | |
|---------------------------|----------------------|----------------------------|-------------|
| WORLD RECORD | 36.84 JAMAICA | JAM London (GBR) | 11 AUG 2012 |
| UNIVERSIADE RECORD | 38.42 ITALIA | ITA Ciudad de Mexico (MEX) | 13 SEP 1979 |

| Rank | NUSF | NUSF Code | Heat | Lane | Position | Time | |
|------|--------------------------|-----------|------|------|----------|-------|-----------|
| 1 | UNITED STATES of AMERICA | USA | 2 | 7 | 1 | 39.16 | Q |
| 2 | CHINESE TAIPEI | TPE | 4 | 4 | 1 | 39.23 | Q SB |
| 3 | JAPAN | JPN | 4 | 8 | 2 | 39.26 | q |
| 4 | MEXICO | MEX | 2 | 8 | 2 | 39.31 | q SB |
| 5 | THAILAND | THA | 3 | 6 | 1 | 39.43 | Q |
| 6 | FINLAND | FIN | 4 | 6 | 3 | 39.67 | q |
| 7 | SWITZERLAND | SUI | 1 | 7 | 1 | 39.77 | Q |
| 7 | GHANA | GHA | 4 | 7 | 4 | 39.77 | q SB |
| 9 | BRAZIL | BRA | 3 | 5 | 2 | 39.80 | |
| 10 | CANADA | CAN | 3 | 7 | 3 | 40.01 | SB |
| 11 | TRINIDAD and TOBAGO | TTO | 2 | 5 | 3 | 40.13 | |
| 12 | AUSTRALIA | AUS | 1 | 6 | 2 | 40.33 | |
| 13 | SLOVAKIA | SVK | 1 | 2 | 3 | 40.69 | |
| 14 | ARGENTINA | ARG | 2 | 4 | 4 | 40.83 | |
| 15 | REPUBLIC of KOREA | KOR | 1 | 5 | 4 | 41.23 | |
| 16 | SRI LANKA | SRI | 3 | 4 | 4 | 41.96 | SB |
| | POLAND | POL | 1 | 4 | | DQ | R 163..3a |
| | SAUDI ARABIA | KSA | 4 | 5 | | DQ | R 170.7 |
| | SINGAPORE | SGP | 1 | 3 | | DQ | R 163.3a |
| | UGANDA | UGA | 2 | 6 | | DQ | R 163.3a |

Qualification: First 1 in each heat (Q) and the next 4 fastest (q) advance to the Final

Note:

IAAF Rule 163.3a - Lane infringement

IAAF Rule 170.7 - Passing the baton outside the takeover zone (early / late takeover)

Legend:

DQ Disqualified **Q** Qualified by place **q** Qualified by time **R** IAAF rule
SB Season Best



TAIPEI STADIUM
臺北田徑場

TAIPEI 2017 SUN 周日
29th SUMMER UNIVERSIADE 27 AUG 2017
21:16

ATHLETICS
田徑

MEN'S 4X400M RELAY
男子4X400公尺接力

ROUND 1



RESULTS SUMMARY

賽況概要

| | | | |
|---------------------------|------------------------------|---------------------|-------------|
| WORLD RECORD | 2:54.29 UNITED STATES | USA Stuttgart (GER) | 22 AUG 1993 |
| UNIVERSIADE RECORD | 3:00.40 UNITED STATES | USA Fukuoka (JPN) | 3 SEP 1995 |

| Rank | NUSF | NUSF Code | Heat | Lane | Position | Time | |
|------|----------------------------|-----------|------|------|----------|---------|----------|
| 1 | CHINESE TAIPEI | TPE | 2 | 7 | 1 | 3:07.35 | Q |
| 2 | DOMINICAN REPUBLIC | DOM | 1 | 2 | 1 | 3:07.98 | Q |
| 3 | UNITED STATES of AMERICA | USA | 1 | 8 | 2 | 3:08.28 | Q |
| 4 | CANADA | CAN | 1 | 6 | 3 | 3:08.86 | q |
| 5 | CZECH REPUBLIC | CZE | 2 | 6 | 2 | 3:08.88 | Q |
| 6 | SWITZERLAND | SUI | 3 | 2 | 1 | 3:09.23 | Q |
| 7 | AUSTRALIA | AUS | 2 | 8 | 3 | 3:09.66 | q SB |
| 8 | ALGERIA | ALG | 2 | 2 | 4 | 3:09.84 | |
| 9 | KAZAKHSTAN | KAZ | 1 | 5 | 4 | 3:09.97 | |
| 10 | INDIA | IND | 3 | 3 | 2 | 3:10.68 | Q SB |
| 11 | THAILAND | THA | 2 | 5 | 5 | 3:10.98 | |
| 12 | PEOPLE'S REPUBLIC of CHINA | CHN | 3 | 5 | 3 | 3:11.64 | |
| 13 | REPUBLIC of KOREA | KOR | 3 | 6 | 4 | 3:13.98 | SB |
| 14 | SRI LANKA | SRI | 3 | 8 | 5 | 3:14.59 | |
| 15 | BRAZIL | BRA | 2 | 3 | 6 | 3:15.27 | |
| 16 | SAUDI ARABIA | KSA | 1 | 7 | 5 | 3:22.33 | SB |
| 17 | ZAMBIA | ZAM | 3 | 4 | 6 | 3:22.48 | |
| | POLAND | POL | 1 | 3 | | DNF | |
| | MALAYSIA | MAS | 1 | 4 | | DQ | R 163.3a |
| | OMAN | OMA | 3 | 7 | | DQ | R 163.3a |
| | SOUTH AFRICA | RSA | 2 | 4 | | DNS | |

Qualification: First 2 in each heat (Q) and the next 2 fastest (q) advance to the Final

Note:
IAAF Rule 163.3a - Lane infringement

Legend:
DNF Did not Finish DNS Did not Start DQ Disqualified Q Qualified by place
q Qualified by time R IAAF rule SB Season Best



RESULTS SUMMARY

賽況概要

| | | | |
|--------------------------------------|----------------------------------|--------------------|-------------|
| WORLD HEPTATHLON RECORD | 7291 JOYNER-KERSEE Jackie | USA Seoul (KOR) | 24 SEP 1988 |
| UNIVERSIADE HEPTATHLON RECORD | 6847 NIKITINA Larisa | URS Duisburg (GER) | 29 AUG 1989 |

| Rank | Bib | Name | NUSF Code | Heat | Lane | Position | Wind | Time | |
|------|------|---------------------------|-----------|------|------|----------|------|-------|----|
| 1 | 83 | PREINER Verena | AUT | 3 | 8 | 1 | -3.4 | 24.82 | |
| 2 | 96 | VIDTS Noor | BEL | 3 | 6 | 2 | -3.4 | 25.13 | |
| 3 | 134 | CHEFER SPINOLA Vanessa | BRA | 3 | 7 | 3 | -3.4 | 25.55 | |
| 4 | 368 | HEIKKINEN Jutta Karita | FIN | 2 | 8 | 1 | -0.2 | 25.62 | |
| 5 | 189 | OUDEAARDEN Nicole Corrie | CAN | 3 | 5 | 4 | -3.4 | 25.68 | |
| 6 | 58 | BURNETT Alysha Jane | AUS | 2 | 6 | 2 | -0.2 | 25.92 | |
| 7 | 1092 | MOKRASOVA Lucia | SVK | 3 | 3 | 5 | -3.4 | 26.09 | |
| 8 | 181 | HUGGINS Dallyssa Jeline | CAN | 2 | 7 | 3 | -0.2 | 26.32 | |
| 9 | 1159 | CHU Chia-Ling | TPE | 2 | 4 | 4 | -0.2 | 26.43 | SB |
| 10 | 227 | PANG Yuting | CHN | 2 | 3 | 5 | -0.2 | 26.93 | |
| 11 | 1171 | LIU Ya-Jyun | TPE | 2 | 2 | 6 | -0.2 | 27.29 | |
| 12 | 663 | KIM Chaeyoung | KOR | 2 | 5 | 7 | -0.2 | 27.36 | |
| 13 | 1019 | POTOCAR Tjasa | SLO | 1 | 6 | 1 | -2.2 | 27.86 | |
| 14 | 1015 | MLJAC Brina | SLO | 1 | 4 | 2 | -2.2 | 28.14 | |
| 15 | 342 | KAUNISSAAR Terje | EST | 1 | 8 | 3 | -2.2 | 28.50 | |
| 16 | 491 | GUSTIAYU Tresna Puspita | INA | 1 | 7 | 4 | -2.2 | 28.52 | |
| 17 | 821 | BYE Martine | NOR | 1 | 3 | 5 | -2.2 | 28.86 | |
| 18 | 852 | SIDDIQUE Ghazala | PAK | 1 | 5 | 6 | -2.2 | 31.58 | |
| | 28 | CHIAPPE Y MADSEN Fiorella | ARG | 3 | 4 | | | DNS | |

Legend:

DNS Did not Start SB Season Best



TAIPEI STADIUM
臺北田徑場

TAIPEI 2017 SUN 周日
29th SUMMER UNIVERSIADE 27 AUG 2017
20:45

ATHLETICS
田徑

WOMEN'S HEPTATHLON
女子七項運動

WOMEN'S 800M



RESULTS SUMMARY

賽況概要

| | | | |
|--------------------------------------|----------------------------------|--------------------|-------------|
| WORLD HEPTATHLON RECORD | 7291 JOYNER-KERSEE Jackie | USA Seoul (KOR) | 24 SEP 1988 |
| UNIVERSIADE HEPTATHLON RECORD | 6847 NIKITINA Larisa | URS Duisburg (GER) | 29 AUG 1989 |

| Rank | Bib | Name | NUSF Code | Heat | Lane | Position | Time |
|------|------|---------------------------|-----------|------|------|----------|---------|
| 1 | 181 | HUGGINS Dallyssa Jeline | CAN | 2 | 4 | 1 | 2:09.33 |
| 2 | 83 | PREINER Verena | AUT | 2 | 7 | 2 | 2:09.35 |
| 3 | 96 | VIDTS Noor | BEL | 2 | 2 | 3 | 2:15.37 |
| 4 | 189 | OUDENAARDEN Nicole Corrie | CAN | 1 | 8 | 1 | 2:21.18 |
| 5 | 368 | HEIKKINEN Jutta Karita | FIN | 2 | 3 | 4 | 2:23.22 |
| 6 | 134 | CHEFER SPINOLA Vanessa | BRA | 2 | 8 | 5 | 2:23.59 |
| 7 | 58 | BURNETT Alysha Jane | AUS | 2 | 1 | 6 | 2:27.45 |
| 8 | 1092 | MOKRASOVA Lucia | SVK | 2 | 6 | 7 | 2:27.99 |
| 9 | 1015 | MLJAC Brina | SLO | 1 | 5 | 2 | 2:28.07 |
| 10 | 227 | PANG Yuting | CHN | 2 | 5 | 8 | 2:30.19 |
| 11 | 1159 | CHU Chia-Ling | TPE | 2 | 7 | 9 | 2:31.70 |
| 12 | 821 | BYE Martine | NOR | 1 | 2 | 3 | 2:33.88 |
| 13 | 663 | KIM Chaeyoung | KOR | 1 | 1 | 4 | 2:38.27 |
| 14 | 852 | SIDDIQUE Ghazala | PAK | 1 | 4 | 5 | 2:47.48 |
| 15 | 491 | GUSTIAYU Tresna Puspita | INA | 1 | 7 | 6 | 2:53.70 |
| 16 | 1019 | POTOCAR Tjasa | SLO | 1 | 3 | 7 | 2:54.22 |
| | 342 | KAUNISSAAR Terje | EST | 1 | 6 | | DNF |

Legend:
DNF Did not Finish





TAIPEI STADIUM
臺北田徑場

TAIPEI 2017 THU 周四
29th SUMMER UNIVERSIADE 24 AUG 2017
19:00

ATHLETICS
田徑

WOMEN'S 100M
女子100公尺

SEMIFINAL



RESULTS SUMMARY

賽況概要

| | | | | |
|---------------------------|--------------|---------------------------------|----------------------------|-------------|
| WORLD RECORD | 10.49 | GRIFFITH-JOYNER Florence | USA Indianapolis IN (USA) | 16 JUL 1988 |
| UNIVERSIADE RECORD | 11.00 | GÖHR Marlies | GDR Ciudad de México (MEX) | 8 SEP 1979 |

| Rank | Bib | Name | NUSF Code | Heat | Lane | Position | Wind | Time |
|------|------|----------------------------|-----------|------|------|----------|------|---------|
| 1 | 559 | FORBES Shashalee | JAM | 1 | 4 | 1 | 0.0 | 11.22 Q |
| 2 | 629 | ZYABKINA Viktoriya | KAZ | 1 | 5 | 2 | 0.0 | 11.49 Q |
| 3 | 1070 | KORA JOSEPH Salome Kpayero | SUI | 2 | 6 | 1 | -1.9 | 11.55 Q |
| 3 | 544 | BONGIORNI Anna | ITA | 1 | 3 | 3 | 0.0 | 11.55 Q |
| 5 | 549 | SIRAGUSA Irene | ITA | 2 | 4 | 2 | -1.9 | 11.56 Q |
| 6 | 1067 | DEL PONTE Ajla | SUI | 1 | 6 | 4 | 0.0 | 11.60 Q |
| 6 | 1087 | BEZEKOVA Alexandra | SVK | 1 | 7 | 5 | 0.0 | 11.60 |
| 8 | 409 | HUMPHREYS Corinne Dawn | GBR | 2 | 7 | 3 | -1.9 | 11.71 Q |
| 9 | 285 | PROCHAZKOVA Barbora | CZE | 1 | 8 | 6 | 0.0 | 11.73 |
| 10 | 626 | SAFRONOVA Olga | KAZ | 2 | 3 | 4 | -1.9 | 11.76 Q |
| 11 | 986 | THOMAS Tamzin | RSA | 2 | 5 | 5 | -1.9 | 11.77 |
| 12 | 519 | WHELAN Niamh Annette | IRL | 1 | 9 | 7 | 0.0 | 11.81 |
| 13 | 442 | MAYER Sina | GER | 2 | 2 | 6 | -1.9 | 11.84 |
| 14 | 832 | HOBBS Zoe Charlotte | NZL | 1 | 2 | 8 | 0.0 | 11.85 |
| 15 | 920 | ZAGAJEWSKA Karolina Monika | POL | 2 | 1 | 7 | -1.9 | 11.97 |
| 16 | 82 | KLEISER Viola | AUT | 2 | 8 | 8 | -1.9 | 12.07 |
| 17 | 311 | KRAMER Mathilde Uldall | DEN | 2 | 9 | 9 | -1.9 | 12.14 |

Qualification: First 4 in each heat (Q) advance to the Final

Legend:
Q Qualified by place



TAIPEI STADIUM
臺北田徑場

TAIPEI 2017 WED 周三
29TH SUMMER UNIVERSIADE 23 AUG 2017
17:30

ATHLETICS
田徑

WOMEN'S 100M
女子100公尺

ROUND 2



RESULTS SUMMARY

賽況概要

| | | | | |
|---------------------------|--------------|---------------------------------|----------------------------|-------------|
| WORLD RECORD | 10.49 | GRIFFITH-JOYNER Florence | USA Indianapolis IN (USA) | 16 JUL 1988 |
| UNIVERSIADE RECORD | 11.00 | GÖHR Marlies | GDR Ciudad de México (MEX) | 8 SEP 1979 |

| Rank | Bib | Name | NUSF Code | Heat | Lane | Position | Wind | Time |
|------|------|---------------------------------|-----------|------|------|----------|------|---------|
| 1 | 549 | SIRAGUSA Irene | ITA | 4 | 5 | 1 | -0.3 | 11.33 Q |
| 2 | 559 | FORBES Shashalee | JAM | 2 | 5 | 1 | -0.3 | 11.39 Q |
| 3 | 1070 | KORA JOSEPH Salome Kpayero | SUI | 4 | 4 | 2 | -0.3 | 11.47 Q |
| 4 | 629 | ZYABKINA Viktoriya | KAZ | 1 | 3 | 1 | -0.7 | 11.50 Q |
| 5 | 409 | HUMPHREYS Corinne Dawn | GBR | 4 | 6 | 3 | -0.3 | 11.52 Q |
| 6 | 1067 | DEL PONTE Ajla | SUI | 1 | 7 | 2 | -0.7 | 11.59 Q |
| 7 | 544 | BONGIORNI Anna | ITA | 3 | 6 | 1 | -0.4 | 11.61 Q |
| 8 | 626 | SAFRONOVA Olga | KAZ | 2 | 4 | 2 | -0.3 | 11.62 Q |
| 8 | 986 | THOMAS Tamzin | RSA | 3 | 5 | 2 | -0.4 | 11.62 Q |
| 10 | 1087 | BEZEKOVA Alexandra | SVK | 1 | 6 | 3 | -0.7 | 11.67 Q |
| 11 | 442 | MAYER Sina | GER | 1 | 4 | 4 | -0.7 | 11.70 q |
| 12 | 519 | WHELAN Niamh Annette | IRL | 4 | 8 | 4 | -0.3 | 11.74 q |
| 13 | 285 | PROCHAZKOVA Barbora | CZE | 3 | 4 | 3 | -0.4 | 11.75 Q |
| 14 | 82 | KLEISER Viola | AUT | 2 | 3 | 3 | -0.3 | 11.80 Q |
| 15 | 832 | HOBBS Zoe Charlotte | NZL | 4 | 1 | 5 | -0.3 | 11.81 q |
| 16 | 311 | KRAMER Mathilde Uldall | DEN | 2 | 8 | 4 | -0.3 | 11.82 q |
| 16 | 920 | ZAGAJEWSKA Karolina Monika | POL | 2 | 6 | 4 | -0.3 | 11.82 q |
| 18 | 501 | CHAND Dutee | IND | 3 | 3 | 5 | -0.4 | 11.90 |
| 18 | 117 | SEBELE Tsaone Bakani | BOT | 3 | 8 | 4 | -0.4 | 11.90 |
| 20 | 197 | WALKEDEN Leah Janine | CAN | 1 | 2 | 5 | -0.7 | 11.93 |
| 20 | 599 | MAEYAMA Miyu | JPN | 2 | 2 | 6 | -0.3 | 11.93 |
| 22 | 596 | IKI Ichiko | JPN | 4 | 7 | 6 | -0.3 | 11.96 |
| 23 | 1163 | HU Chia-Chen | TPE | 3 | 7 | 6 | -0.4 | 11.98 |
| 24 | 767 | FLORES HERNANDEZ Iza Daniela | MEX | 2 | 7 | 7 | -0.3 | 11.99 |
| 25 | 354 | VORO Oilme | EST | 2 | 9 | 8 | -0.3 | 12.00 |
| 25 | 199 | WESTNEY Jellisa S | CAN | 4 | 3 | 7 | -0.3 | 12.00 |
| 27 | 685 | AUZINA Anna Paula | LAT | 1 | 9 | 6 | -0.7 | 12.01 |
| 27 | 469 | LAM On Ki | HKG | 1 | 8 | 6 | -0.7 | 12.01 |
| 29 | 898 | CIBA Kamila Magdalen | POL | 1 | 5 | 8 | -0.7 | 12.04 |
| 29 | 1284 | SMITH Sierra Jade | USA | 3 | 9 | 7 | -0.4 | 12.04 |
| 31 | 240 | ABESSOLO BIVINA Germaine Emelin | CMR | 3 | 2 | 8 | -0.4 | 12.11 |
| 32 | 1027 | BARJAKTAROVIC Zorana | SRB | 4 | 9 | 8 | -0.3 | 12.42 |
| | 1287 | HA Thi Thu | VIE | 4 | 2 | | | DNS |

Qualification: First 3 in each heat (Q) and the next 4 fastest (q) advance to the Semifinal

Legend:

DNS Did not Start Q Qualified by place q Qualified by time



RESULTS SUMMARY

賽況概要

| | | | | | |
|---------------------------|--------------|---------------------------------|-----|------------------------|-------------|
| WORLD RECORD | 21.34 | GRIFFITH-JOYNER Florence | USA | Seoul (KOR) | 29 SEP 1988 |
| UNIVERSIADE RECORD | 21.91 | KOCH Marita | GDR | Ciudad de México (MEX) | 12 SEP 1979 |

| Rank | Bib | Name | NUSF Code | Heat | Lane | Position | Wind | Time | | |
|------|------|---------------------------------|-----------|------|------|----------|------|-------|---|----|
| 1 | 691 | LATISEVA CUDARE Gunta | LAT | 2 | 3 | 1 | -2.9 | 23.46 | Q | PB |
| 2 | 549 | SIRAGUSA Irene | ITA | 2 | 5 | 2 | -2.9 | 23.49 | Q | |
| 3 | 1087 | BEZEKOVA Alexandra | SVK | 3 | 1 | 1 | +0.5 | 23.61 | Q | |
| 4 | 626 | SAFRONOVA Olga | KAZ | 1 | 7 | 1 | -0.7 | 23.68 | Q | |
| 5 | 544 | BONGIORNI Anna | ITA | 3 | 4 | 2 | +0.5 | 23.69 | Q | |
| 6 | 285 | PROCHAZKOVA Barbora | CZE | 3 | 6 | 3 | +0.5 | 23.72 | q | |
| 7 | 1285 | WILLIAMS Tori Monique | USA | 3 | 3 | 4 | +0.5 | 23.79 | q | |
| 8 | 515 | HEALY Phil | IRL | 1 | 4 | 2 | -0.7 | 23.80 | Q | |
| 8 | 1069 | HALBHEER Cornelia | SUI | 2 | 6 | 3 | -2.9 | 23.80 | | |
| 10 | 986 | THOMAS Tamzin | RSA | 1 | 5 | 3 | -0.7 | 23.86 | | |
| 11 | 324 | PAULINO Marileidy | DOM | 3 | 5 | 5 | +0.5 | 23.95 | | |
| 12 | 901 | FORKASIEWICZ Agata Beata | POL | 1 | 3 | 4 | -0.7 | 24.10 | | |
| 13 | 284 | PIRKOVA Marcela | CZE | 1 | 8 | 5 | -0.7 | 24.11 | | |
| 14 | 82 | KLEISER Viola | AUT | 1 | 1 | 6 | -0.7 | 24.13 | | |
| 15 | 208 | JIMENEZ IBACACHE Isidora Andrea | CHI | 3 | 2 | 6 | +0.5 | 24.31 | | |
| 16 | 763 | AGUILLON RAMOS Dania Amaris | MEX | 2 | 7 | 4 | -2.9 | 24.33 | | |
| 17 | 619 | GOLENDOVA Svetlana | KAZ | 2 | 8 | 5 | -2.9 | 24.42 | | |
| 18 | 908 | KOLDEJ Malgorzata Barb | POL | 3 | 7 | 7 | +0.5 | 24.43 | | |
| 19 | 240 | ABESSOLO BIVINA Germaine Emelin | CMR | 2 | 4 | 6 | -2.9 | 24.46 | | |
| 20 | 323 | MEDINA VENTURA Anabel | DOM | 1 | 6 | 7 | -0.7 | 24.47 | | |
| 21 | 371 | KORTETMAA Anniina Olivia | FIN | 2 | 1 | 7 | -2.9 | 24.62 | | |
| 22 | 91 | BOLINGO MBONGO Cynthia | BEL | 2 | 2 | 8 | -2.9 | 24.80 | | |
| 23 | 149 | NDARATA Prestige | CAF | 3 | 8 | 8 | +0.5 | 28.61 | | |
| 24 | 1099 | MAHAMUDU Happy Twaha | TAN | 1 | 2 | 8 | -0.7 | 30.47 | | |

Qualification: First 2 in each heat (Q) and the next 2 fastest (q) advance to the Final

Legend:

PB Personal Best Q Qualified by place q Qualified by time



RESULTS SUMMARY

賽況概要

| | | | | | |
|---------------------------|--------------|---------------------------------|-----|------------------------|-------------|
| WORLD RECORD | 21.34 | GRIFFITH-JOYNER Florence | USA | Seoul (KOR) | 29 SEP 1988 |
| UNIVERSIADE RECORD | 21.91 | KOCH Marita | GDR | Ciudad de México (MEX) | 12 SEP 1979 |

| Rank | Bib | Name | NUSF Code | Heat | Lane | Position | Wind | Time | |
|------|------|---------------------------------|-----------|------|------|----------|------|-------|----|
| 1 | 691 | LATISEVA CUDARE Gunta | LAT | 5 | 3 | 1 | +2.2 | 22.93 | Q |
| 2 | 901 | FORKASIEWICZ Agata Beata | POL | 3 | 3 | 1 | -3.2 | 23.68 | Q |
| 3 | 285 | PROCHAZKOVA Barbora | CZE | 3 | 5 | 2 | -3.2 | 23.75 | Q |
| 4 | 1285 | WILLIAMS Tori Monique | USA | 5 | 2 | 2 | +2.2 | 23.78 | Q |
| 5 | 323 | MEDINA VENTURA Anabel | DOM | 1 | 7 | 1 | +2.2 | 23.79 | Q |
| 6 | 986 | THOMAS Tamzin | RSA | 1 | 5 | 2 | +2.2 | 23.81 | Q |
| 6 | 626 | SAFRONOVA Olga | KAZ | 3 | 4 | 3 | -3.2 | 23.81 | Q |
| 8 | 515 | HEALY Phil | IRL | 6 | 8 | 1 | -2.2 | 23.87 | Q |
| 9 | 284 | PIRKOVA Marcela | CZE | 5 | 6 | 3 | +2.2 | 23.98 | Q |
| 10 | 544 | BONGIORNI Anna | ITA | 4 | 8 | 1 | +0.4 | 24.01 | Q |
| 11 | 82 | KLEISER Viola | AUT | 3 | 1 | 4 | -3.2 | 24.02 | q |
| 12 | 208 | JIMENEZ IBACACHE Isidora Andrea | CHI | 5 | 8 | 4 | +2.2 | 24.08 | q |
| 13 | 324 | PAULINO Marileidy | DOM | 6 | 2 | 2 | -2.2 | 24.13 | Q |
| 13 | 908 | KOLDEJ Malgorzata Barb | POL | 1 | 6 | 3 | +2.2 | 24.13 | Q |
| 15 | 1069 | HALBHEER Cornelia | SUI | 4 | 5 | 2 | +0.4 | 24.14 | Q |
| 16 | 619 | GOLENDOVA Svetlana | KAZ | 4 | 4 | 3 | +0.4 | 24.22 | Q |
| 17 | 91 | BOLINGO MBONGO Cynthia | BEL | 1 | 1 | 4 | +2.2 | 24.23 | q |
| 18 | 832 | HOBBS Zoe Charlotte | NZL | 4 | 6 | 4 | +0.4 | 24.33 | |
| 19 | 371 | KORTETMAA Anniina Olivia | FIN | 6 | 6 | 3 | -2.2 | 24.43 | Q |
| 20 | 185 | MAXWELL Nyoka Shondy Pe | CAN | 4 | 3 | 5 | +0.4 | 24.46 | |
| 21 | 1218 | AYIKORU Scovia | UGA | 1 | 3 | 5 | +2.2 | 24.49 | |
| 21 | 685 | AUZINA Anna Paula | LAT | 4 | 1 | 6 | +0.4 | 24.49 | SB |
| 23 | 306 | GLENNER-FRANSEN Astrid | DEN | 3 | 6 | 5 | -3.2 | 24.55 | PB |
| 24 | 549 | SIRAGUSA Irene | ITA | 2 | 1 | 1 | -1.9 | 24.56 | Q |
| 25 | 31 | MARTINEZ Noelia Anahi | ARG | 3 | 7 | 6 | -3.2 | 24.60 | |
| 26 | 240 | ABESSOLO BIVINA Germaine Emelin | CMR | 7 | 4 | 1 | -1.5 | 24.65 | Q |
| 27 | 604 | TAKEUCHI Sayaka | JPN | 4 | 7 | 7 | +0.4 | 24.68 | |
| 28 | 354 | VORO Oilme | EST | 6 | 1 | 4 | -2.2 | 24.74 | |
| 29 | 763 | AGUILLON RAMOS Dania Amaris | MEX | 2 | 2 | 2 | -1.9 | 24.80 | Q |
| 30 | 1087 | BEZEKOVA Alexandra | SVK | 2 | 6 | 3 | -1.9 | 24.84 | Q |
| 31 | 1172 | SYU Yong-Jie | TPE | 5 | 4 | 5 | +2.2 | 24.94 | |
| 32 | 778 | ISLJAMI Drita | MKD | 3 | 8 | 7 | -3.2 | 25.04 | PB |
| 33 | 601 | NAKAMURA Mizuki | JPN | 2 | 5 | 4 | -1.9 | 25.17 | |
| 34 | 1220 | SHIDA Leni | UGA | 2 | 4 | 5 | -1.9 | 25.29 | |
| 35 | 1030 | SIRMIC Katarina | SRB | 6 | 4 | 5 | -2.2 | 25.35 | |
| 36 | 115 | MOLAPISI Ontiretse | BOT | 1 | 8 | 6 | +2.2 | 25.50 | |
| 37 | 264 | POKOS Lucija | CRO | 2 | 3 | 6 | -1.9 | 25.55 | |
| 38 | 1011 | KODRIC Aneja | SLO | 4 | 2 | 8 | +0.4 | 25.80 | |
| 39 | 311 | KRAMER Mathilde Uldall | DEN | 2 | 8 | 7 | -1.9 | 25.81 | |
| 40 | 869 | MALONZO Jeremiah Angela | PHI | 5 | 7 | 6 | +2.2 | 26.11 | |
| 41 | 638 | AMUTAVI Laventa Luvandw | KEN | 3 | 2 | 8 | -3.2 | 26.96 | |
| 42 | 1048 | HENRY HENDERSON Nadeeshani | SRI | 2 | 7 | 8 | -1.9 | 27.01 | |
| 43 | 868 | JANARIO Karen | PHI | 6 | 7 | 6 | -2.2 | 27.37 | |
| 44 | 1097 | VILAKATI Nolwazi Knowledge | SWZ | 1 | 4 | 7 | +2.2 | 27.59 | |
| 45 | 847 | AL HAMIMI Aina Suroor Sai | OMA | 5 | 5 | 7 | +2.2 | 28.60 | |



RESULTS SUMMARY

賽況概要

| | | | | | |
|---------------------------|--------------|---------------------------------|-----|------------------------|-------------|
| WORLD RECORD | 21.34 | GRIFFITH-JOYNER Florence | USA | Seoul (KOR) | 29 SEP 1988 |
| UNIVERSIADE RECORD | 21.91 | KOCH Marita | GDR | Ciudad de México (MEX) | 12 SEP 1979 |

| Rank | Bib | Name | NUSF Code | Heat | Lane | Position | Wind | Time | |
|------|------|------------------------------|-----------|------|------|----------|------|-------|---------|
| 46 | 149 | NDARATA Prestige | CAF | 7 | 7 | 2 | -1.5 | 28.78 | Q |
| 47 | 1099 | MAHAMUDU Happy Twaha | TAN | 7 | 6 | 3 | -1.5 | 29.42 | Q |
| | 117 | SEBELE Tsaone Bakani | BOT | 5 | 1 | | | DNF | |
| | 767 | FLORES HERNANDEZ Iza Daniela | MEX | 6 | 3 | | F1 | DQ | R 162.7 |
| | 1293 | CHITOSHI Musonda | ZAM | 7 | 5 | | | DNS | |
| | 1294 | KAKWASHA Wabalyao | ZAM | 7 | 3 | | | DNS | |
| | 459 | MENSAH Janet | GHA | 6 | 5 | | | DNS | |
| | 629 | ZYABKINA Viktoriya | KAZ | 1 | 2 | | | DNS | |

Qualification: First 3 in each heat (Q) and the next 3 fastest (q) advance to the Semifinal

Note:
IAAF Rule 162.7 - False start

| Legend: | | | | | | | |
|------------|----------------|------------|--------------------|-----------|-------------------|-----------|-------------|
| DNF | Did not Finish | DNS | Did not Start | DQ | Disqualified | Fn | False Start |
| PB | Personal Best | Q | Qualified by place | q | Qualified by time | R | IAAF rule |
| SB | Season Best | | | | | | |



TAIPEI STADIUM
臺北田徑場

TAIPEI 2017 THU 周四
29TH SUMMER UNIVERSIADE 24 AUG 2017
18:35

ATHLETICS
田徑

WOMEN'S 400M
女子400公尺

SEMIFINAL



RESULTS SUMMARY

賽況概要

| | | | |
|---------------------------|----------------------------|-----------------------------|-------------|
| WORLD RECORD | 47.60 KOCH Marita | GDR Canberra (AUS) | 6 OCT 1985 |
| UNIVERSIADE RECORD | 49.88 TIRLEA Ionela | ROU Palma de Mallorca (ESP) | 12 JUL 1999 |

| Rank | Bib | Name | NUSF Code | Heat | Lane | Position | Time | |
|------|------|--------------------------|-----------|------|------|----------|-------|----------|
| 1 | 905 | HOLUB Malgorzata Nata | POL | 3 | 4 | 1 | 51.88 | Q |
| 2 | 943 | RAZOR Bianca Denisa | ROU | 3 | 6 | 2 | 51.99 | Q |
| 3 | 194 | STIVERNE Aiyanna Brigitt | CAN | 1 | 5 | 1 | 52.03 | Q |
| 4 | 980 | PALFRAMAN Justine | RSA | 1 | 4 | 2 | 52.12 | Q SB |
| 5 | 897 | BAUMGART Iga | POL | 1 | 3 | 3 | 52.25 | q |
| 6 | 771 | MORAN ERREJON Paola | MEX | 3 | 5 | 3 | 52.38 | q PB |
| 7 | 928 | AZEVEDO Catia | POR | 2 | 3 | 1 | 52.52 | Q |
| 8 | 1243 | KLYMIUK Kateryna | UKR | 2 | 4 | 2 | 52.90 | Q |
| 9 | 621 | MIKHINA Elina | KAZ | 3 | 3 | 4 | 53.04 | SB |
| 10 | 1236 | BRYZGINA Anastasiia | UKR | 1 | 1 | 4 | 53.28 | |
| 11 | 1220 | SHIDA Leni | UGA | 2 | 6 | 3 | 53.44 | |
| 12 | 940 | GAL Camelia Florina | ROU | 1 | 6 | 5 | 53.48 | |
| 13 | 722 | MISIUNAITE Eva | LTU | 1 | 8 | 6 | 53.84 | |
| 14 | 1074 | ZIMMERMANN Vanessa | SUI | 3 | 2 | 5 | 54.83 | |
| 15 | 261 | DUDEK Kristina | CRO | 3 | 8 | 6 | 54.97 | |
| 16 | 562 | LONEY Dawnalee Ann Ma | JAM | 1 | 2 | 7 | 54.99 | |
| 17 | 190 | POWELL Micha | CAN | 2 | 7 | 4 | 55.22 | |
| 18 | 457 | BRAIMAH Hajuaha | GHA | 2 | 2 | 5 | 55.52 | |
| 19 | 31 | MARTINEZ Noelia Anahi | ARG | 2 | 8 | 6 | 55.66 | |
| 20 | 251 | CHAVEZ VALENCIA Eliana | COL | 1 | 7 | 8 | 57.05 | |
| 21 | 1278 | HAWKINS Birexus Janae | USA | 2 | 1 | 7 | 57.63 | |
| 22 | 503 | CHAUDHARY Twinkle | IND | 3 | 1 | 7 | 58.24 | |
| | 764 | BRITO OSORIO Natali | MEX | 2 | 5 | | DQ | R 163.3a |
| | 1277 | HARDNETT Kelli Nichole | USA | 3 | 7 | | DQ | R 163.3a |

Qualification: First 2 in each heat (Q) and the next 2 fastest (q) advance to the Final

Note:
IAAF Rule 163.3a - Lane infringement

Legend:
DQ Disqualified
R IAAF rule
PB Personal Best
SB Season Best
Q Qualified by place
q Qualified by time





TAIPEI STADIUM
臺北田徑場

TAIPEI 2017 WED 周三
29th SUMMER UNIVERSIADE 23 AUG 2017
9:00

ATHLETICS
田徑

WOMEN'S 400M
女子400公尺

ROUND 1



RESULTS SUMMARY

賽況概要

| | | | |
|---------------------------|----------------------------|-----------------------------|-------------|
| WORLD RECORD | 47.60 KOCH Marita | GDR Canberra (AUS) | 6 OCT 1985 |
| UNIVERSIADE RECORD | 49.88 TIRLEA Ionela | ROU Palma de Mallorca (ESP) | 12 JUL 1999 |

| Rank | Bib | Name | NUSF Code | Heat | Lane | Position | Time | |
|------|------|-----------------------------------|-----------|------|------|----------|---------|------|
| 1 | 928 | AZEVEDO Catia | POR | 1 | 1 | 1 | 52.27 | Q |
| 2 | 771 | MORAN ERREJON Paola | MEX | 5 | 3 | 1 | 52.43 | Q PB |
| 3 | 194 | STIVERNE Aiyanna Brigitt | CAN | 5 | 2 | 2 | 53.06 | Q |
| 4 | 1220 | SHIDA Leni | UGA | 1 | 4 | 2 | 53.48 | Q |
| 5 | 943 | RAZOR Bianca Denisa | ROU | 5 | 5 | 3 | 53.52 | Q |
| 6 | 764 | BRITO OSORIO Natali | MEX | 1 | 2 | 3 | 53.58 | Q |
| 7 | 722 | MISIUNAITE Eva | LTU | 1 | 3 | 4 | 53.64 | Q |
| 8 | 562 | LONEY Dawnalee Ann Ma | JAM | 1 | 6 | 5 | 53.87 | q |
| 9 | 1243 | KLYMIUK Kateryna | UKR | 3 | 3 | 1 | 54.15 | Q |
| 10 | 1236 | BRYZGINA Anastasiia | UKR | 1 | 7 | 6 | 54.16 | q |
| 11 | 897 | BAUMGART Iga | POL | 4 | 3 | 1 | 54.35 | Q |
| 12 | 621 | MIKHINA Elina | KAZ | 4 | 5 | 2 | 54.43 | Q |
| 13 | 1277 | HARDNETT Kelli Nichole | USA | 5 | 6 | 4 | 54.47 | Q SB |
| 14 | 905 | HOLUB Malgorzata Nata | POL | 2 | 2 | 1 | 54.49 | Q |
| 15 | 190 | POWELL Micha | CAN | 4 | 2 | 3 | 54.55 | Q |
| 16 | 940 | GAL Camelia Florina | ROU | 3 | 6 | 2 | 54.58 | Q |
| 17 | 1074 | ZIMMERMANN Vanessa | SUI | 5 | 7 | 5 | 54.77 | q |
| 18 | 261 | DUDEK Kristina | CRO | 3 | 5 | 3 | 54.97 | Q |
| 19 | 980 | PALFRAMAN Justine | RSA | 2 | 3 | 2 | 55.04 | Q |
| 20 | 251 | CHAVEZ VALENCIA Eliana | COL | 2 | 6 | 3 | 55.18 | Q |
| 21 | 31 | MARTINEZ Noelia Anahi | ARG | 2 | 7 | 4 | 55.34 | Q |
| 22 | 457 | BRAIMAH Hajuaha | GHA | 1 | 5 | 7 | 55.82 | q |
| 23 | 344 | MEIER Helin | EST | 1 | 8 | 8 | 56.10 | |
| 24 | 1278 | HAWKINS Birexus Janae | USA | 3 | 7 | 4 | 57.14 | Q |
| 25 | 1022 | ZUPANIC Tamara | SLO | 5 | 1 | 6 | 57.96 | |
| 26 | 503 | CHAUDHARY Twinkle | IND | 4 | 6 | 4 | 58.90 | Q |
| 27 | 1052 | RATHNAYAKA MUDIYANSELAGE Siwanthi | SRI | 3 | 4 | 5 | 1:00.94 | |
| 28 | 116 | MONWA Amantle Hazel | BOT | 5 | 4 | 7 | 1:02.05 | |
| 29 | 870 | OBANON Jingky | PHI | 4 | 4 | 5 | 1:04.43 | |
| 30 | 1293 | CHITOSHI Musonda | ZAM | 2 | 4 | 5 | 1:05.96 | |
| 31 | 640 | NYAMASYO Alfin Wanzila | KEN | 3 | 2 | 6 | 1:07.08 | |
| 32 | 848 | AL MALKI Muzna Saleh Ham | OMA | 5 | 8 | 8 | 1:16.03 | |
| | 1001 | BARRIE Margaret Veness | SLE | 2 | 5 | | DNS | |

Qualification: First 4 in each heat (Q) and the next 4 fastest (q) advance to the Semifinal

| | | | | | | |
|----------------|---------------|-----------|---------------|----------|--------------------|----------------------------|
| Legend: | | | | | | |
| DNS | Did not Start | PB | Personal Best | Q | Qualified by place | q Qualified by time |
| SB | Season Best | | | | | |



TAIPEI STADIUM
臺北田徑場

TAIPEI 2017 THU 周四
29th SUMMER UNIVERSIADE 24 AUG 2017
20:05

ATHLETICS
田徑

WOMEN'S 800M
女子800公尺

SEMIFINAL



RESULTS SUMMARY

賽況概要

| | | | | |
|---------------------------|----------------|------------------------------|-------------------|-------------|
| WORLD RECORD | 1:53.28 | KRATOCHVÍLOVÁ Jarmila | TCH München (GER) | 26 JUL 1983 |
| UNIVERSIADE RECORD | 1:56.88 | COLOVIC Slobodank | YUG Zagreb (CRO) | 19 JUL 1987 |

| Rank | Bib | Name | NUSF Code | Heat | Lane | Position | Time | |
|------|------|----------------------------|-----------|------|------|----------|---------|------|
| 1 | 266 | ALMANZA BLANCO Rose Mary | CUB | 2 | 5 | 1 | 2:02.22 | Q |
| 2 | 1248 | LIAKHOVA Olga | UKR | 2 | 3 | 2 | 2:02.57 | Q |
| 3 | 483 | KERI Bianka | HUN | 2 | 4 | 3 | 2:02.64 | Q |
| 4 | 1216 | AJOK Docus | UGA | 1 | 7 | 1 | 2:03.13 | Q |
| 5 | 63 | GRIFFITH Georgia Helen | AUS | 1 | 4 | 2 | 2:03.17 | Q |
| 6 | 913 | MIKIEWICZ-LAPINSKA Paulina | POL | 2 | 1 | 4 | 2:03.21 | q PB |
| 7 | 414 | TRACEY Adelle Roshumba | GBR | 1 | 5 | 3 | 2:03.30 | Q |
| 8 | 437 | HERING Christina Annik | GER | 2 | 6 | 5 | 2:03.58 | q |
| 9 | 729 | MATHIAS Charline Kyra C | LUX | 1 | 6 | 4 | 2:03.59 | |
| 10 | 269 | EVANGELIDOU Natalia | CYP | 1 | 3 | 5 | 2:03.92 | |
| 11 | 198 | WESTAWAY Jenna Rae Eilee | CAN | 1 | 8 | 6 | 2:04.59 | |
| 12 | 175 | AUBRY Rachel | CAN | 2 | 7 | 6 | 2:04.79 | |
| 13 | 541 | BALDESSARI Irene | ITA | 2 | 8 | 7 | 2:05.05 | |
| 14 | 18 | HADDAR Dihia | ALG | 2 | 2 | 8 | 2:05.46 | |
| 15 | 1031 | TERZIC Amela | SRB | 1 | 2 | 7 | 2:07.54 | |
| 16 | 719 | ELENSKA Monika | LTU | 1 | 1 | 8 | 2:07.62 | |

Qualification: First 3 in each heat (Q) and the next 2 fastest (q) advance to the Final

| | | | |
|----------------|-------------------------|-----------------------------|----------------------------|
| Legend: | PB Personal Best | Q Qualified by place | q Qualified by time |
|----------------|-------------------------|-----------------------------|----------------------------|



RESULTS SUMMARY

賽況概要

| | | | | |
|---------------------------|----------------|------------------------------|-------------------|-------------|
| WORLD RECORD | 1:53.28 | KRATOCHVÍLOVÁ Jarmila | TCH München (GER) | 26 JUL 1983 |
| UNIVERSIADE RECORD | 1:56.88 | COLOVIC Slobodank | YUG Zagreb (CRO) | 19 JUL 1987 |

| Rank | Bib | Name | NUSF Code | Heat | Lane | Position | Time | |
|------|------|----------------------------|-----------|------|------|----------|---------|----------|
| 1 | 266 | ALMANZA BLANCO Rose Mary | CUB | 1 | 1 | 1 | 2:03.78 | Q |
| 2 | 1216 | AJOK Docus | UGA | 1 | 6 | 2 | 2:04.14 | Q |
| 3 | 63 | GRIFFITH Georgia Helen | AUS | 1 | 5 | 3 | 2:04.17 | Q |
| 4 | 1248 | LIAKHOVA Olga | UKR | 3 | 4 | 1 | 2:04.47 | Q |
| 5 | 483 | KERI Bianka | HUN | 3 | 5 | 2 | 2:04.51 | Q |
| 5 | 1031 | TERZIC Amela | SRB | 3 | 7 | 3 | 2:04.51 | Q |
| 7 | 269 | EVANGELIDOU Natalia | CYP | 3 | 8 | 4 | 2:04.56 | q |
| 8 | 541 | BALDESSARI Irene | ITA | 1 | 7 | 4 | 2:04.96 | q |
| 9 | 18 | HADDAR Dihia | ALG | 1 | 2 | 5 | 2:05.07 | q PB |
| 10 | 414 | TRACEY Adelle Roshumba | GBR | 4 | 7 | 1 | 2:05.78 | Q |
| 11 | 437 | HERING Christina Annik | GER | 4 | 4 | 3 | 2:05.80 | Q |
| 11 | 198 | WESTAWAY Jenna Rae Eilee | CAN | 4 | 5 | 2 | 2:05.80 | Q |
| 13 | 175 | AUBRY Rachel | CAN | 3 | 3 | 5 | 2:06.08 | q |
| 14 | 977 | NICE Anuscha | RSA | 4 | 8 | 4 | 2:06.38 | |
| 15 | 315 | OLSEN Dagmar Faester | DEN | 3 | 6 | 6 | 2:08.94 | SB |
| 16 | 310 | JØRGENSEN Louise Würtz | DEN | 4 | 2 | 5 | 2:10.59 | SB |
| 17 | 822 | MATHISEN Julie Froeslev | NOR | 1 | 8 | 6 | 2:10.72 | |
| 18 | 729 | MATHIAS Charline Kyra C | LUX | 2 | 2 | 1 | 2:11.18 | Q |
| 19 | 913 | MIKIEWICZ-LAPINSKA Paulina | POL | 2 | 8 | 2 | 2:11.43 | Q |
| 20 | 719 | ELENSKA Monika | LTU | 2 | 7 | 3 | 2:11.69 | Q |
| 21 | 704 | SELLO Tsepang | LES | 2 | 5 | 4 | 2:11.93 | |
| 22 | 345 | NEVOLIHIN Kelly | EST | 2 | 4 | 5 | 2:11.96 | |
| 23 | 19 | LARIBI Faten | ALG | 3 | 2 | 7 | 2:12.41 | |
| 24 | 871 | PAMATIAN Louielyn | PHI | 1 | 3 | 7 | 2:17.95 | |
| 25 | 1217 | AMURON Agnes Harriet | UGA | 4 | 6 | 6 | 2:18.95 | |
| 26 | 1002 | KAMARA Mariama Ngaima | SLE | 4 | 3 | 7 | 2:54.36 | |
| | 1010 | KAVKA Eva | SLO | 1 | 4 | | DQ | R 163.3a |
| | 1295 | MASEKA Bertha | ZAM | 2 | 3 | | DQ | R 163.3a |
| | 806 | EGBENIYI Abike Funmilola | NGR | 2 | 6 | | DNS | |

Qualification: First 3 in each heat (Q) and the next 4 fastest (q) advance to the Semifinal

Note:
IAAF Rule 163.3a - Lane infringement

Legend:
DNS Did not Start **DQ** Disqualified **PB** Personal Best **Q** Qualified by place
q Qualified by time **R** IAAF rule **SB** Season Best



TAIPEI STADIUM
臺北田徑場

TAIPEI 2017 SAT 周六
29th SUMMER UNIVERSIADE 26 AUG 2017
18:35

ATHLETICS
田徑

WOMEN'S 100M HURDLES
女子100公尺跨欄

SEMIFINAL



RESULTS SUMMARY

賽況概要

| | | | | |
|---------------------------|--------------|------------------------|------------------|-------------|
| WORLD RECORD | 12.20 | HARRISON Kendra | USA London (GBR) | 22 JUL 2016 |
| UNIVERSIADE RECORD | 12.61 | THOMAS Vashti | USA Kazan (RUS) | 10 JUL 2013 |

| Rank | Bib | Name | NUSF Code | Heat | Lane | Position | Wind | Time |
|------|------|-------------------------|-----------|------|------|----------|------|---------|
| 1 | 794 | VISSER Nadine Johanna | NED | 1 | 6 | 1 | -2.5 | 13.17 Q |
| 2 | 105 | HERMAN Elvira | BLR | 2 | 4 | 1 | -1.8 | 13.31 Q |
| 3 | 485 | KOZAK Luca | HUN | 1 | 9 | 2 | -2.5 | 13.38 Q |
| 4 | 941 | NESTERIUC Anamaria | ROU | 2 | 7 | 2 | -1.8 | 13.41 Q |
| 5 | 909 | KOLECZEK Karolina | POL | 3 | 7 | 1 | -3.0 | 13.48 Q |
| 6 | 65 | JENNEKE Michelle Amy | AUS | 3 | 5 | 2 | -3.0 | 13.55 Q |
| 7 | 482 | KEREKES Greta | HUN | 2 | 5 | 3 | -1.8 | 13.63 q |
| 8 | 80 | BENDRAT Stephanie | AUT | 1 | 7 | 3 | -2.5 | 13.64 q |
| 9 | 517 | LAVIN Sarah Kate | IRL | 2 | 6 | 4 | -1.8 | 13.64 |
| 10 | 391 | VALETTE Laura Lise | FRA | 3 | 6 | 3 | -3.0 | 13.64 |
| 11 | 369 | HURSKE Reetta Sofi Kaa | FIN | 1 | 5 | 4 | -2.5 | 13.67 |
| 12 | 367 | HARALA Lotta Pauliina | FIN | 3 | 4 | 4 | -3.0 | 13.71 |
| 13 | 407 | BARRETT Alicia Helen | GBR | 2 | 9 | 5 | -1.8 | 13.75 |
| 14 | 262 | LONCAREK Ivana | CRO | 1 | 4 | 5 | -2.5 | 13.92 |
| 15 | 627 | SHYNAZBEKOVA Aigerim | KAZ | 1 | 8 | 6 | -2.5 | 13.93 |
| 16 | 196 | THEVENIN Tijuana Kxante | CAN | 2 | 3 | 6 | -1.8 | 13.96 |
| 17 | 543 | BOGLIOLO Luminosa | ITA | 1 | 3 | 7 | -2.5 | 13.99 |
| 18 | 1028 | PETKOVIC Ivana | SRB | 3 | 2 | 5 | -3.0 | 14.05 |
| 19 | 470 | LUI Lai Yiu | HKG | 3 | 9 | 6 | -3.0 | 14.07 |
| 20 | 307 | GRAVERSGAARD Mette | DEN | 2 | 8 | 7 | -1.8 | 14.12 |
| 21 | 348 | SUUMANN Diana | EST | 1 | 2 | 8 | -2.5 | 14.17 |
| 22 | 1161 | HSIEH Hsi-En | TPE | 3 | 8 | 7 | -3.0 | 14.19 |
| 23 | 1021 | TOMICIC PREZELJ Joni | SLO | 2 | 2 | 8 | -1.8 | 14.41 |
| | 179 | EDWARDS Karelle | CAN | 3 | 3 | | | DNF |

Qualification: First 2 in each heat (Q) and the next 2 fastest (q) advance to the Final

Legend:

DNF Did not Finish Q Qualified by place q Qualified by time

BENDRAT Stephanie - 13.636, LAVIN Sarah Kate - 13.638, VALETTE Laura Lise - 13.640

ATW011200_C74A ENG 1.0

Report created by Atos

SAT 26 AUG 2017 19:04

Page 1/1





RESULTS SUMMARY

賽況概要

| | | | |
|---------------------------|------------------------------|------------------|-------------|
| WORLD RECORD | 12.20 HARRISON Kendra | USA London (GBR) | 22 JUL 2016 |
| UNIVERSIADE RECORD | 12.61 THOMAS Vashti | USA Kazan (RUS) | 10 JUL 2013 |

| Rank | Bib | Name | NUSF Code | Heat | Lane | Position | Wind | Time |
|------|------|------------------------------------|-----------|------|------|----------|------|---------|
| 1 | 794 | VISSER Nadine Johanna | NED | 4 | 5 | 1 | +1.3 | 13.15 Q |
| 2 | 105 | HERMAN Elvira | BLR | 5 | 3 | 1 | +0.6 | 13.22 Q |
| 3 | 909 | KOLECZEK Karolina | POL | 3 | 7 | 1 | +0.8 | 13.42 Q |
| 4 | 65 | JENNEKE Michelle Amy | AUS | 1 | 8 | 1 | -1.8 | 13.44 Q |
| 5 | 482 | KEREKES Greta | HUN | 2 | 3 | 1 | -0.9 | 13.50 Q |
| 5 | 80 | BENDRAT Stephanie | AUT | 5 | 5 | 2 | +0.6 | 13.50 Q |
| 7 | 369 | HURSKE Reetta Sofi Kaa | FIN | 3 | 3 | 2 | +0.8 | 13.53 Q |
| 8 | 517 | LAVIN Sarah Kate | IRL | 5 | 2 | 3 | +0.6 | 13.54 Q |
| 9 | 941 | NESTERIUC Anamaria | ROU | 4 | 8 | 2 | +1.3 | 13.58 Q |
| 10 | 367 | HARALA Lotta Pauliina | FIN | 1 | 2 | 2 | -1.8 | 13.61 Q |
| 11 | 262 | LONCAREK Ivana | CRO | 4 | 7 | 3 | +1.3 | 13.62 Q |
| 12 | 391 | VALETTE Laura Lise | FRA | 2 | 5 | 2 | -0.9 | 13.68 Q |
| 13 | 485 | KOZAK Luca | HUN | 1 | 3 | 3 | -1.8 | 13.73 Q |
| 14 | 407 | BARRETT Alicia Helen | GBR | 3 | 6 | 3 | +0.8 | 13.75 Q |
| 15 | 1161 | HSIEH Hsi-En | TPE | 5 | 4 | 4 | +0.6 | 13.77 Q |
| 16 | 307 | GRAVERSGAARD Mette | DEN | 3 | 4 | 4 | +0.8 | 13.82 Q |
| 17 | 179 | EDWARDS Karelle | CAN | 5 | 7 | 5 | +0.6 | 13.86 q |
| 18 | 470 | LUI Lai Yiu | HKG | 2 | 7 | 3 | -0.9 | 13.88 Q |
| 19 | 627 | SHYNAZBEKOVA Aigerim | KAZ | 2 | 8 | 4 | -0.9 | 13.95 Q |
| 20 | 1028 | PETKOVIC Ivana | SRB | 3 | 5 | 5 | +0.8 | 13.97 q |
| 21 | 196 | THEVENIN Tijuana Kxante | CAN | 2 | 4 | 5 | -0.9 | 13.98 q |
| 22 | 543 | BOGLIOLO Luminosa | ITA | 1 | 5 | 4 | -1.8 | 13.99 Q |
| 23 | 348 | SUUMANN Diana | EST | 1 | 7 | 5 | -1.8 | 14.06 q |
| 24 | 1021 | TOMICIC PREZELJ Joni | SLO | 4 | 4 | 4 | +1.3 | 14.11 Q |
| 25 | 1168 | LIN Shih-Ting | TPE | 2 | 6 | 6 | -0.9 | 14.30 |
| 26 | 230 | WANG Yuke | CHN | 4 | 2 | 5 | +1.3 | 14.35 |
| 27 | 238 | ZIKETH Karel Elodie | CIV | 5 | 6 | 6 | +0.6 | 14.40 |
| 28 | 972 | BRITS Maryke | RSA | 4 | 3 | 6 | +1.3 | 14.43 |
| 29 | 628 | ZKRIYENOVA Oryngul | KAZ | 5 | 8 | 7 | +0.6 | 14.48 |
| 30 | 326 | VALERIO LUIS Oneida | DOM | 1 | 6 | 6 | -1.8 | 14.68 |
| 31 | 1073 | VON JACKOWSKI Selina Louise | SUI | 1 | 4 | 7 | -1.8 | 14.69 |
| 32 | 60 | CLAY Elizabeth Anne | AUS | 3 | 8 | 6 | +0.8 | 14.92 |
| 33 | 701 | EL SANEH Christel | LBN | 4 | 6 | 7 | +1.3 | 15.44 |
| 34 | 328 | SANTAMARIA MARTINEZ Iris Alexandra | ESA | 3 | 2 | 7 | +0.8 | 17.32 |

Qualification: First 4 in each heat (Q) and the next 4 fastest (q) advance to the Semifinal

Legend:

Q Qualified by place q Qualified by time



TAIPEI STADIUM
臺北田徑場

TAIPEI 2017 SAT 周六
29th SUMMER UNIVERSIADE 26 AUG 2017
10:40

ATHLETICS
田徑

WOMEN'S 1500M
女子1500公尺

ROUND 1



RESULTS SUMMARY

賽況概要

| | | | | |
|---------------------------|----------------|-----------------------|------------------|-------------|
| WORLD RECORD | 3:50.07 | DIBABA Genzebe | ETH Monaco (MON) | 17 JUL 2015 |
| UNIVERSIADE RECORD | 4:01.32 | IVAN Paula | ROU Zagreb (CRO) | 16 JUL 1987 |

| Rank | Bib | Name | NUSF Code | Heat | Order | Position | Time | |
|------|------|-------------------------|-----------|------|-------|----------|---------|------|
| 1 | 269 | EVANGELIDOU Natalia | CYP | 2 | 3 | 1 | 4:18.49 | Q |
| 2 | 408 | COURTNEY Melissa Jayne | GBR | 2 | 9 | 2 | 4:18.68 | Q |
| 3 | 445 | SUJEW Diana | GER | 2 | 10 | 3 | 4:18.88 | Q |
| 4 | 1216 | AJOK Docus | UGA | 1 | 4 | 1 | 4:19.21 | Q PB |
| 5 | 902 | GALANT Martyna Anna | POL | 2 | 2 | 4 | 4:19.31 | Q |
| 6 | 1031 | TERZIC Amela | SRB | 1 | 12 | 2 | 4:19.59 | Q |
| 7 | 283 | MAKI Kristiina | CZE | 1 | 8 | 3 | 4:19.86 | Q |
| 8 | 939 | BOBOCEA Claudia Mihaela | ROU | 1 | 10 | 4 | 4:19.94 | Q |
| 9 | 200 | YEE Regan Leanne Ga | CAN | 1 | 5 | 5 | 4:19.97 | q |
| 10 | 184 | MACPHERSON Sarah | CAN | 2 | 8 | 5 | 4:20.45 | q |
| 11 | 1066 | BARMET Stefanie Christ | SUI | 2 | 5 | 6 | 4:20.77 | q |
| 12 | 729 | MATHIAS Charline Kyra C | LUX | 1 | 6 | 6 | 4:22.63 | q |
| 13 | 137 | FERREIRA DA SILVA July | BRA | 1 | 11 | 7 | 4:27.15 | |
| 14 | 1016 | PLAZAR Patricija | SLO | 2 | 7 | 7 | 4:28.78 | PB |
| 15 | 977 | NICE Anuscha | RSA | 1 | 3 | 8 | 4:29.24 | |
| 16 | 728 | HOFFMANN Vera Marie | LUX | 2 | 11 | 8 | 4:32.18 | |
| 17 | 345 | NEVOLIHIN Kelly | EST | 1 | 1 | 9 | 4:33.46 | SB |
| 18 | 315 | OLSEN Dagmar Faester | DEN | 1 | 2 | 10 | 4:35.57 | |
| 19 | 142 | MINKINA Dilyana Venelin | BUL | 1 | 7 | 11 | 4:39.36 | |
| 20 | 312 | LARSEN Maria | DEN | 2 | 4 | 9 | 4:40.09 | |
| 21 | 1276 | DUNLAP Jennifer Lynne | USA | 1 | 9 | 12 | 4:42.92 | |
| 22 | 1217 | AMURON Agnes Harriet | UGA | 2 | 6 | 10 | 4:47.97 | |
| | 822 | MATHISEN Julie Froeslev | NOR | 2 | 1 | | DNS | |

Qualification: First 4 in each heat (Q) and the next 4 fastest (q) advance to the Final

| | | | | | | |
|----------------|---------------|-----------|---------------|----------|--------------------|----------------------------|
| Legend: | | | | | | |
| DNS | Did not Start | PB | Personal Best | Q | Qualified by place | q Qualified by time |
| SB | Season Best | | | | | |





TAIPEI STADIUM
臺北田徑場

TAIPEI 2017 THU 周四
29th SUMMER UNIVERSIADE 24 AUG 2017
18:00

ATHLETICS
田徑

WOMEN'S 400M HURDLES
女子400公尺跨欄

ROUND 1



RESULTS SUMMARY

賽況概要

CORRECTED
24 AUG 19:59

| | | | | |
|---------------------------|--------------|--------------------------|-----------------------------|-------------|
| WORLD RECORD | 52.34 | PECHONKINA Yuliya | RUS Tula (RUS) | 8 AUG 2003 |
| UNIVERSIADE RECORD | 53.95 | PERNIA Daymi | CUB Palma de Mallorca (ESP) | 10 JUL 1999 |

| Rank | Bib | Name | NUSF Code | Heat | Lane | Position | Time | |
|------|------|-----------------------------------|-----------|------|------|----------|---------|----------|
| 1 | 1245 | KOLESNYCHENKO Olena | UKR | 4 | 7 | 1 | 57.14 | Q |
| 2 | 903 | GAWORSKA Aleksandra | POL | 1 | 8 | 1 | 57.53 | Q |
| 3 | 415 | TURNER Jessica Ann | GBR | 1 | 5 | 2 | 57.73 | q |
| 4 | 912 | LINKIEWICZ Joanna Malgorza | POL | 2 | 6 | 1 | 57.74 | Q |
| 5 | 95 | VAN PUVELDE Margo | BEL | 4 | 8 | 2 | 57.81 | q |
| 6 | 547 | FOLORUNSO Ayomide Temilad | ITA | 3 | 6 | 1 | 58.07 | Q |
| 7 | 258 | ROJAS GUTIERREZ Daniela | CRC | 2 | 7 | 2 | 58.40 | q PB |
| 8 | 365 | BERGHEM Jonna Susanne | FIN | 1 | 6 | 3 | 58.74 | q |
| 9 | 176 | BALKWILL Kelsey Ellen | CAN | 2 | 3 | 3 | 58.75 | |
| 10 | 1198 | GOREN Elif | TUR | 2 | 8 | 4 | 59.11 | |
| 11 | 938 | BELGYAN Sanda | ROU | 4 | 3 | 3 | 59.50 | SB |
| 12 | 929 | CRESPO OLIVEIRA Andreia | POR | 4 | 5 | 4 | 59.67 | |
| 13 | 1091 | LEDECKA Daniela | SVK | 2 | 5 | 5 | 59.69 | |
| 14 | 1274 | BOOKMAN Deonca Dicole | USA | 3 | 4 | 2 | 59.84 | |
| 14 | 461 | TOKA Elpida | GRE | 4 | 4 | 5 | 59.84 | |
| 16 | 819 | AAKRE Marlen Elisabet | NOR | 3 | 8 | 3 | 1:00.44 | |
| 17 | 823 | NORUM Emily Rose | NOR | 1 | 3 | 4 | 1:00.74 | |
| 18 | 1170 | LIN Yu-Chieh | TPE | 1 | 7 | 5 | 1:01.63 | |
| 19 | 687 | DAKTERE Diana | LAT | 4 | 6 | 6 | 1:01.97 | |
| 20 | 639 | NGURE Gladys Muthoni | KEN | 3 | 3 | 4 | 1:04.87 | |
| 21 | 314 | NISSEN Annemarie | DEN | 3 | 5 | 5 | 1:05.39 | |
| 22 | 1046 | GODAGEDARA VIDANALAGE Harshani W. | SRI | 2 | 4 | 6 | 1:10.68 | |
| | 18 | HADDAR Dihia | ALG | 3 | 7 | | DNF | |
| | 508 | RAMAMURTHI VENUGOPA Vishwa Priya | IND | 1 | 4 | | DQ | R 168.7a |

Qualification: First 1 in each heat (Q) and the next 4 fastest (q) advance to the Final

Note:
IAAF Rule 168.7a - Trailing leg

Legend:
DNF Did not Finish **DQ** Disqualified **PB** Personal Best **Q** Qualified by place
q Qualified by time **R** IAAF rule **SB** Season Best





TAIPEI STADIUM
臺北田徑場

TAIPEI 2017 SUN 周日
29th SUMMER UNIVERSIADE 27 AUG 2017
11:00

ATHLETICS
田徑

WOMEN'S 4X100M RELAY
女子4X100公尺接力

ROUND 1



RESULTS SUMMARY

賽況概要

CORRECTED
27 AUG 12:42

| | | | |
|---------------------------|---------------------------------------|--------------------|-------------|
| WORLD RECORD | 40.82 UNITED STATES of AMERICA | USA London (GBR) | 10 AUG 2012 |
| UNIVERSIADE RECORD | 42.40 UNITED STATES | USA Duisburg (GER) | 30 AUG 1989 |

| Rank | NUSF | NUSF Code | Heat | Lane | Position | Time | |
|------|--------------------------|-----------|------|------|----------|-------|----------|
| 1 | POLAND | POL | 2 | 5 | 1 | 44.10 | Q |
| 2 | KAZAKHSTAN | KAZ | 2 | 3 | 2 | 44.14 | Q |
| 3 | SWITZERLAND | SUI | 1 | 8 | 1 | 44.23 | Q |
| 4 | ITALY | ITA | 2 | 4 | 3 | 44.56 | q |
| 5 | JAPAN | JPN | 3 | 4 | 1 | 44.71 | Q SB |
| 6 | MEXICO | MEX | 3 | 6 | 2 | 44.87 | Q SB |
| 7 | UNITED STATES of AMERICA | USA | 2 | 7 | 4 | 45.15 | q |
| 8 | CANADA | CAN | 3 | 7 | 3 | 45.25 | |
| 9 | CHINESE TAIPEI | TPE | 2 | 6 | 5 | 45.26 | SB |
| 10 | AUSTRALIA | AUS | 1 | 5 | 2 | 45.47 | Q SB |
| 11 | THAILAND | THA | 1 | 7 | 3 | 45.60 | |
| 12 | LATVIA | LAT | 1 | 6 | 4 | 46.16 | SB |
| 13 | DENMARK | DEN | 2 | 8 | 6 | 46.29 | SB |
| 14 | SERBIA | SRB | 3 | 8 | 4 | 46.35 | |
| 15 | UGANDA | UGA | 3 | 3 | 5 | 47.05 | |
| 16 | BOTSWANA | BOT | 3 | 2 | 6 | 48.40 | |
| | DOMINICAN REPUBLIC | DOM | 1 | 3 | | DQ | R 170.7 |
| | SOUTH AFRICA | RSA | 3 | 5 | | DQ | R 163.3a |
| | SLOVENIA | SLO | 1 | 4 | | DNS | |

Qualification: First 2 in each heat (Q) and the next 2 fastest (q) advance to the Final

Note:
IAAF Rule 163.3a - Lane infringement
IAAF Rule 170.7 - Passing the baton outside the takeover zone (early / late takeover)

Legend:
DNS Did not Start DQ Disqualified Q Qualified by place q Qualified by time
R IAAF rule SB Season Best





RESULTS SUMMARY

賽況概要

| | | | | |
|---------------------------|----------------|--------------------------------------|--------------------|------------|
| WORLD RECORD | 3:15.17 | UNION of SOVIET SOCIALIST REP | JRS Seoul (KOR) | 1 OCT 1988 |
| UNIVERSIADE RECORD | 3:24.97 | USSR | URS Edmonton (CAN) | 9 JUL 1983 |

| Rank | NUSF | NUSF Code | Heat | Lane | Position | Time | |
|------|-----------|-----------|------|------|----------|---------|------|
| 1 | UKRAINE | UKR | 2 | 6 | 1 | 3:31.76 | Q |
| 2 | POLAND | POL | 2 | 7 | 2 | 3:32.62 | Q |
| 3 | CANADA | CAN | 2 | 4 | 3 | 3:34.80 | Q SB |
| 4 | MEXICO | MEX | 1 | 3 | 1 | 3:38.16 | Q SB |
| 5 | ROMANIA | ROU | 1 | 7 | 2 | 3:38.78 | Q |
| 6 | AUSTRALIA | AUS | 2 | 5 | 4 | 3:39.67 | q |
| 7 | UGANDA | UGA | 1 | 6 | 3 | 3:45.73 | Q |
| 8 | THAILAND | THA | 1 | 5 | 4 | 3:50.55 | q |
| 9 | SLOVENIA | SLO | 1 | 4 | 5 | 3:55.54 | |

Qualification: First 3 in each heat (Q) and the next 2 fastest (q) advance to the Final

Legend:

Q Qualified by place q Qualified by time SB Season Best



RESULTS SUMMARY

賽況概要

| | | | |
|-------------------------------------|--------------------------|-------------------|-------------|
| WORLD DECATHLON RECORD | 9045 EATON Ashton | USA Beijing (CHN) | 29 AUG 2015 |
| UNIVERSIADE DECATHLON RECORD | 8380 SEBRLE Roman | CZE Catania (ITA) | 28 AUG 1997 |

| Rank | Bib | Name | NUSF Code | Group | Position | Wind | Result | |
|------|------|------------------------------|-----------|-------|----------|---------|--------|----|
| 1 | 174 | TURNER James | CAN | A | 1 | 0.0 | 7.25 | |
| 2 | 824 | BOOTH Aaron James | NZL | B | 1 | +1.0 | 7.17 | SB |
| 3 | 1143 | WANG Cheng-Yuan | TPE | B | 2 | +0.4 | 7.15 | SB |
| 4 | 357 | HASSI Juuso Antero | FIN | B | 3 | +0.5 | 7.14 | |
| 5 | 41 | CRANSTON Kyle Stuart | AUS | B | 4 | +0.5 | 7.04 | SB |
| 6 | 382 | LELIEVRE Jeremy | FRA | A | 2 | +0.4 | 7.03 | |
| 7 | 399 | LANE John Ernest | GBR | A | 3 | +0.9 | 6.94 | |
| 8 | 102 | ANDRALOITS Maksim | BLR | A | 4 | +0.3 | 6.93 | |
| 9 | 964 | PRETORIUS Fredriech | RSA | A | 5 | -0.2 | 6.88 | |
| 10 | 300 | NIELSEN Christian Lind | DEN | B | 5 | +0.4 | 6.83 | |
| 11 | 123 | DE CARVALHO SANTOS Jefferson | BRA | A | 6 | -0.5 | 6.80 | |
| 12 | 385 | MAUGEIN Maxime | FRA | A | 7 | +0.3 YC | 6.80 | |
| 13 | 681 | KREGERS Reinis | LAT | B | 6 | +1.5 | 6.70 | |
| 14 | 419 | BOLLINGER Marvin Lloyd Ka | GER | A | 8 | +0.4 | 6.64 | |
| 15 | 274 | LUKAS Marek | CZE | B | 7 | -1.0 | 6.53 | |
| 16 | 815 | HOLMBERG Henrik Johan Fj | NOR | B | 8 | +0.7 | 6.44 | |
| 17 | 760 | RUIZ LOPEZ Felipe De Jesus | MEX | B | 9 | +0.8 | 6.24 | |
| | 926 | REMEDIOS Samuel | POR | A | | | NM | |

Note:
Yellow Card received in this or another event

Legend:
NM No Mark **SB** Season Best **YC** Yellow Card



RESULTS SUMMARY

賽況概要

| | | | |
|-------------------------------------|--------------------------|-------------------|-------------|
| WORLD DECATHLON RECORD | 9045 EATON Ashton | USA Beijing (CHN) | 29 AUG 2015 |
| UNIVERSIADE DECATHLON RECORD | 8380 SEBRLE Roman | CZE Catania (ITA) | 28 AUG 1997 |

| Rank | Bib | Name | NUSF Code | Group | Position | Result |
|------|------|------------------------------|-----------|-------|----------|----------|
| 1 | 274 | LUKAS Marek | CZE | A | 1 | 14.45 |
| 2 | 123 | DE CARVALHO SANTOS Jefferson | BRA | A | 2 | 14.43 |
| 3 | 382 | LELIEVRE Jeremy | FRA | A | 3 | 14.29 |
| 4 | 357 | HASSI Juuso Antero | FIN | A | 4 | 13.88 |
| 5 | 41 | CRANSTON Kyle Stuart | AUS | B | 1 | 13.76 SB |
| 6 | 174 | TURNER James | CAN | A | 5 | 13.69 |
| 7 | 102 | ANDRALOITS Maksim | BLR | A | 6 | 13.66 |
| 8 | 964 | PRETORIUS Fredriech | RSA | B | 2 | 13.56 |
| 9 | 824 | BOOTH Aaron James | NZL | B | 3 | 13.49 SB |
| 10 | 385 | MAUGEIN Maxime | FRA | A | 7 YC | 13.46 |
| 11 | 419 | BOLLINGER Marvin Lloyd Ka | GER | B | 4 | 13.45 |
| 12 | 399 | LANE John Ernest | GBR | A | 8 | 13.24 |
| 13 | 815 | HOLMBERG Henrik Johan Fj | NOR | B | 5 | 13.09 SB |
| 14 | 681 | KREGERS Reinis | LAT | A | 9 | 12.96 |
| 15 | 300 | NIELSEN Christian Lind | DEN | B | 6 | 12.68 |
| 16 | 1143 | WANG Cheng-Yuan | TPE | B | 7 | 12.56 SB |
| 17 | 760 | RUIZ LOPEZ Felipe De Jesus | MEX | B | 8 | 12.20 |
| | 926 | REMEDIOS Samuel | POR | B | | DNS |

Note:
Yellow Card received in this or another event

Legend:
DNS Did not Start SB Season Best YC Yellow Card



RESULTS SUMMARY

賽況概要

| | | | |
|-------------------------------------|--------------------------|-------------------|-------------|
| WORLD DECATHLON RECORD | 9045 EATON Ashton | USA Beijing (CHN) | 29 AUG 2015 |
| UNIVERSIADE DECATHLON RECORD | 8380 SEBRLE Roman | CZE Catania (ITA) | 28 AUG 1997 |

| Rank | Bib | Name | NUSF Code | Group | Position | Result | |
|------|------|------------------------------|-----------|-------|----------|--------|-----|
| 1 | 419 | BOLLINGER Marvin Lloyd Ka | GER | A | 1 | 2.04 | |
| 2 | 824 | BOOTH Aaron James | NZL | B | 1 | 2.01 | SB |
| 3 | 815 | HOLMBERG Henrik Johan Fj | NOR | A | 2 | 2.01 | =SB |
| 4 | 681 | KREGERS Reinis | LAT | B | 2 | 1.98 | SB |
| 5 | 41 | CRANSTON Kyle Stuart | AUS | A | 3 | 1.98 | |
| 6 | 964 | PRETORIUS Fredriech | RSA | B | 3 | 1.98 | SB |
| 7 | 357 | HASSI Juuso Antero | FIN | B | 4 | 1.95 | SB |
| 8 | 102 | ANDRALOITS Maksim | BLR | A | 4 | 1.95 | |
| 9 | 399 | LANE John Ernest | GBR | A | 5 | 1.95 | |
| 10 | 123 | DE CARVALHO SANTOS Jefferson | BRA | A | 6 | 1.92 | |
| 11 | 385 | MAUGEIN Maxime | FRA | A | 7 | 1.92 | YC |
| 12 | 174 | TURNER James | CAN | B | 5 | 1.83 | |
| 13 | 274 | LUKAS Marek | CZE | B | 6 | 1.80 | |
| 14 | 300 | NIELSEN Christian Lind | DEN | B | 7 | 1.80 | |
| 15 | 382 | LELIEVRE Jeremy | FRA | B | 8 | 1.80 | |
| 16 | 1143 | WANG Cheng-Yuan | TPE | B | 9 | 1.80 | |
| | 760 | RUIZ LOPEZ Felipe De Jesus | MEX | A | | NM | |
| | 926 | REMEDIOS Samuel | POR | A | | DNS | |

Note:
Yellow Card received in this or another event

Legend:
=SB Equal Season Best DNS Did not Start NM No Mark SB Season Best
YC Yellow Card



RESULTS SUMMARY

賽況概要

| | | | |
|-------------------------------------|--------------------------|-------------------|-------------|
| WORLD DECATHLON RECORD | 9045 EATON Ashton | USA Beijing (CHN) | 29 AUG 2015 |
| UNIVERSIADE DECATHLON RECORD | 8380 SEBRLE Roman | CZE Catania (ITA) | 28 AUG 1997 |

| Rank | Bib | Name | NUSF Code | Group | Position | Result | |
|------|------|------------------------------|-----------|-------|----------|--------|----|
| 1 | 102 | ANDRALOITS Maksim | BLR | A | 1 | 43.31 | |
| 2 | 382 | LELIEVRE Jeremy | FRA | A | 2 | 43.02 | |
| 3 | 815 | HOLMBERG Henrik Johan Fj | NOR | B | 1 | 42.86 | SB |
| 4 | 964 | PRETORIUS Fredriech | RSA | B | 2 | 41.93 | |
| 5 | 357 | HASSI Juuso Antero | FIN | A | 3 | 41.84 | |
| 6 | 41 | CRANSTON Kyle Stuart | AUS | A | 4 | 41.53 | |
| 7 | 824 | BOOTH Aaron James | NZL | A | 5 | 41.45 | |
| 8 | 174 | TURNER James | CAN | A | 6 | 41.14 | |
| 9 | 681 | KREGERS Reinis | LAT | A | 7 | 39.86 | |
| 10 | 274 | LUKAS Marek | CZE | B | 3 | 39.28 | |
| 11 | 399 | LANE John Ernest | GBR | A | 8 | 38.14 | |
| 12 | 385 | MAUGEIN Maxime | FRA | B | 4 | 37.92 | YC |
| 13 | 1143 | WANG Cheng-Yuan | TPE | B | 5 | 35.61 | SB |
| 14 | 300 | NIELSEN Christian Lind | DEN | B | 6 | 30.33 | |
| | 419 | BOLLINGER Marvin Lloyd Ka | GER | B | | DNS | |
| | 123 | DE CARVALHO SANTOS Jefferson | BRA | A | | DNS | |
| | 760 | RUIZ LOPEZ Felipe De Jesus | MEX | B | | DNS | |

Note:
Yellow Card received in this or another event

Legend:
DNS Did not Start SB Season Best YC Yellow Card



RESULTS SUMMARY

賽況概要

| | | | |
|---------------------------|----------------------------|--------------------------|------------|
| WORLD RECORD | 74.08 SCHULT Jürgen | GDR Neubrandenburg (GER) | 6 JUN 1986 |
| UNIVERSIADE RECORD | 69.46 DELIS Luis | CUB Edmonton (CAN) | 8 JUL 1983 |

| Rank | Bib | Name | NUSF Code | Group | Position | Result | |
|------|------|-------------------------------|-----------|-------|----------|--------|------|
| 1 | 933 | FIRFIRICA Alin Alexandru | ROU | B | 1 | 61.98 | Q SB |
| 2 | 477 | SZIKSZAI Robert Tamas | HUN | A | 1 | 61.01 | Q |
| 3 | 1266 | JAGERS III Reginald Louis | USA | A | 2 | 60.43 | Q |
| 4 | 475 | HUSZAK Janos Richard | HUN | B | 2 | 59.47 | q |
| 5 | 747 | COTA CASTRO Mario | MEX | B | 3 | 58.25 | q |
| 6 | 405 | THOMPSON Gregory Leigh | GBR | B | 4 | 57.94 | q |
| 7 | 923 | BELO Francisco | POR | B | 5 | 57.73 | q |
| 8 | 739 | SHAMSHUDDIN Muhammad Irfan | MAS | A | 3 | 57.42 | q |
| 9 | 712 | POSKA Domantas | LTU | B | 6 | 56.70 | q |
| 10 | 427 | KLAUS Maximilian | GER | A | 4 | 56.20 | q |
| 11 | 124 | DOS REIS Douglas Junior | BRA | A | 5 | 55.94 | q |
| 12 | 259 | MARKOVIC Martin | CRO | A | 6 | 55.40 | q SB |
| 13 | 292 | ELLEGAARD Andreas Hoeyby | DEN | A | 7 | 53.63 | |
| 14 | 420 | BRANDT Torben Torsten | GER | B | 7 | 50.78 | |
| 15 | 653 | KIM Donghyuk | KOR | A | 8 | 49.11 | |
| 16 | 970 | VAN ROOYEN Jason Jullian | RSA | B | 8 | 47.15 | |
| 17 | 327 | ESPIN SANCHEZ Eduardo Santiag | ECU | A | 9 | 44.62 | |
| 18 | 857 | CAONG Carlo | PHI | B | 9 | 38.73 | |
| | 1124 | ASHUROV Faridun | TJK | A | | NM | |
| | 524 | LEVI Itamar | ISR | A | | NM | |
| | 891 | STOJ Bartlomiej Pawe | POL | B | | NM | |

Qualification: Qualifying performance 60.00 (Q) or at least 12 best performers (q) advance to the Final

| | | | | |
|----------------|-------------------|--------------------------------|-----------------------------------|-----------------------|
| Legend: | NM No Mark | Q Qualified by standard | q Qualified by performance | SB Season Best |
|----------------|-------------------|--------------------------------|-----------------------------------|-----------------------|



RESULTS SUMMARY

賽況概要

| | | | |
|---------------------------|-----------------------------|-------------------|-------------|
| WORLD RECORD | 98.48 Železný Jan | CZE Jena (GER) | 25 MAY 1996 |
| UNIVERSIADE RECORD | 86.50 CORBETT Marius | RSA Catania (ITA) | 28 JUL 1997 |

| Rank | Bib | Name | NUSF Code | Group | Position | Result |
|------|------|--------------------------------|-----------|-------|----------|---------|
| 1 | 424 | HOFMANN Andreas Emil | GER | B | 1 | 83.51 Q |
| 2 | 1132 | CHENG Chao-Tsun | TPE | A | 1 | 81.54 Q |
| 3 | 1136 | HUANG Shih-Feng | TPE | B | 2 | 77.78 Q |
| 4 | 742 | MARDARE Andrian | MDA | A | 2 | 77.69 Q |
| 5 | 884 | KRUKOWSKI Marcin | POL | A | 3 | 77.28 Q |
| 6 | 579 | OGURA Kenji | JPN | A | 4 | 76.13 Q |
| 7 | 476 | RIVASZ-TOTH Norbert | HUN | B | 3 | 75.75 q |
| 8 | 827 | LANGTON BURNELL Benjamin James | NZL | B | 4 | 75.58 q |
| 9 | 716 | SIMOLIUNAS Skirmantas | LTU | A | 5 | 75.28 q |
| 10 | 54 | WHITE William David B | AUS | B | 5 | 74.16 q |
| 11 | 50 | O'BRIEN Liam James | AUS | A | 6 | 74.14 q |
| 12 | 1044 | RANASINGHE R M Sumedha Jag | SRI | B | 6 | 72.25 q |
| 13 | 1187 | ONCEL Emin | TUR | A | 7 | 71.65 |
| 14 | 788 | TIMMERMAN Lars | NED | A | 8 | 71.01 |
| 15 | 950 | GROBLER Johannes Jacobu | RSA | B | 7 | 70.92 |
| 16 | 679 | GRIVA Janis Svens | LAT | A | 9 | 70.75 |
| 17 | 1026 | SAMAC Vedran | SRB | A | 10 | 70.71 |
| 18 | 709 | MATUSEVICIUS Edis | LTU | B | 8 | 70.61 |
| 19 | 575 | KOMINAMI Takuto | JPN | B | 9 | 70.43 |
| 20 | 360 | PELTOMAEKI Sami Markus | FIN | A | 11 | 69.55 |
| 21 | 644 | BAE Yuil | KOR | A | 12 | 67.57 |
| 22 | 850 | YASIR Muhammad | PAK | B | 10 | 66.79 |
| 23 | 875 | CHMIELAK Hubert | POL | B | 11 | 66.50 |
| 24 | 160 | KRZYSZKOWSKI John | CAN | B | 12 | 65.10 |
| 25 | 159 | KARAKOLIS Evan G | CAN | A | 13 | 62.98 |
| 26 | 1211 | OKELLO Robert | UGA | B | 13 | 56.18 |
| | 521 | AL-YASARI Karrar Raad Muh | IRQ | B | | DNS |

Qualification: Qualifying performance 76.00 (Q) or at least 12 best performers (q) advance to the Final

Legend:

DNS Did not Start Q Qualified by standard q Qualified by performance



RESULTS SUMMARY

賽況概要

| | | | | |
|---------------------------|--------------|---------------------|---------------------|-------------|
| WORLD RECORD | 86.74 | SEDYKH Yuriy | URS Stuttgart (GER) | 30 AUG 1986 |
| UNIVERSIADE RECORD | 82.77 | TIKHON Ivan | BLR Daegu (KOR) | 30 AUG 2003 |

| Rank | Bib | Name | NUSF Code | Group | Position | Result |
|------|------|-------------------------------|-----------|-------|----------|---------|
| 1 | 743 | MARGHIEV Serghei | MDA | A | 1 | 72.59 Q |
| 2 | 474 | HALASZ Bence | HUN | A | 2 | 71.29 Q |
| 3 | 748 | DEL REAL GALINDO Diego Alan | MEX | A | 3 | 70.50 Q |
| 4 | 1183 | BALTACI Ozkan | TUR | B | 1 | 70.43 Q |
| 5 | 103 | BAREISHA Pavel | BLR | B | 2 | 70.29 Q |
| 6 | 1233 | REHEDA Serhii | UKR | A | 4 | 68.25 Q |
| 7 | 879 | FAJDEK Pawel | POL | B | 3 | 67.97 Q |
| 8 | 535 | FALLONI Simone | ITA | B | 4 | 67.47 Q |
| 9 | 1080 | KRUZLIAK Tomas | SVK | B | 5 | 66.44 Q |
| 10 | 957 | MAKHETHE Itumelengshepa | RSA | A | 5 | 66.39 Q |
| 11 | 268 | POURSANIDIS Alexandros | CYP | A | 6 | 65.45 Q |
| 12 | 428 | MIKHAILOV Alexei Vladimir | GER | B | 6 | 64.11 Q |
| 13 | 21 | GOMEZ Joaquin Gabriel | ARG | A | 7 | 63.33 Q |
| 14 | 582 | SUMI Kunihiro | JPN | A | 8 | 62.01 Q |
| 15 | 1147 | WU Jhou-Wei | TPE | B | 7 | 61.59 Q |
| 16 | 245 | AGUIRRE VANEGAS Daniel Felipe | COL | A | 9 | 61.32 Q |
| 17 | 949 | FRECHOU Renaldo Rashual | RSA | B | 8 | 60.84 Q |
| 18 | 299 | MURMANN Taj | DEN | A | 10 | 57.96 |
| 19 | 499 | Taranveer Singh | IND | B | 9 | 54.03 |
| 20 | 1125 | MUSOEV Abdurauf | TJK | B | 10 | 53.38 |

Qualification: Qualifying performance 60.00 (Q) or at least 12 best performers (q) advance to the Final

Legend:
Q Qualified by standard



RESULTS SUMMARY

賽況概要

| | | | |
|---------------------------|-------------------------------|--------------------|------------|
| WORLD RECORD | 18.29 EDWARDS Jonathan | GBR Göteborg (SWE) | 7 AUG 1995 |
| UNIVERSIADE RECORD | 17.86 SIMPKINS Charlie | USA Kobe (JPN) | 2 SEP 1985 |

| Rank | Bib | Name | NUSF Code | Group | Position | Wind | Result | |
|------|------|---------------------------|-----------|-------|----------|------|--------|----|
| 1 | 589 | YAMAMOTO Ryoma | JPN | B | 1 | +0.9 | 16.65 | Q |
| 2 | 746 | ALVAREZ MUNOZ Alberto | MEX | B | 2 | +0.6 | 16.47 | q |
| 3 | 84 | BABAYEV Nazim | AZE | B | 3 | +0.5 | 16.32 | q |
| 4 | 16 | TRIKI Yasser Mohammed | ALG | A | 1 | +0.5 | 16.24 | q |
| 5 | 147 | ZANGO Hugues Fabrice | BUR | B | 4 | +0.9 | 16.21 | q |
| 6 | 119 | CASSEMIRO ROSA Jean | BRA | B | 5 | -0.1 | 16.20 | q |
| 7 | 527 | YAKUBOV Tom | ISR | B | 6 | -0.6 | 16.07 | q |
| 8 | 118 | ADAO DE SA Mateus Daniel | BRA | A | 2 | +0.9 | 16.01 | q |
| 9 | 1084 | VESZELKA Tomas | SVK | B | 7 | -0.1 | 15.92 | q |
| 10 | 239 | MAYACK II Marcel Richard | CMR | B | 8 | +1.1 | 15.68 | q |
| 11 | 1262 | CARODINE JR Tony | USA | A | 3 | +0.6 | 15.63 | q |
| 12 | 406 | TRIGG Samuel Alexande | GBR | A | 4 | +0.9 | 15.61 | q |
| 13 | 214 | LIU Yan | CHN | B | 9 | +0.5 | 15.46 | |
| 14 | 946 | APHANE Reneilwe Ntshim | RSA | A | 5 | 0.0 | 15.36 | |
| 15 | 660 | NAM Suhwan | KOR | A | 6 | 0.0 | 15.30 | |
| 16 | 1138 | LEE Kuei-Lung | TPE | A | 7 | -0.2 | 15.24 | |
| 17 | 288 | BAGGE Jannick | DEN | A | 8 | +0.3 | 14.78 | SB |
| 18 | 863 | PABLO Rogil | PHI | A | 9 | -0.1 | 14.54 | |
| 19 | 1296 | DUBE Dumezweni Dexte | ZIM | B | 10 | +0.6 | 14.24 | |
| 20 | 298 | JOHANSEN Martin Brueckne | DEN | B | 11 | +0.1 | 14.01 | |
| 21 | 666 | ALKHALAF Hussain Abdulla | KSA | A | 10 | -0.5 | 13.47 | |
| 22 | 732 | WAI Seng Cheong | MAC | B | 12 | +0.5 | 13.37 | |
| 23 | 730 | TAM Chon Lok | MAC | A | 11 | +0.8 | 13.37 | |
| | 846 | AL YARABI Salim Saleh Mus | OMA | A | | | NM | |
| | 1205 | ALAMERI Ahmed Mohamed A | UAE | B | | | DNS | |
| | 1288 | CHABALA Obrey | ZAM | A | | | DNS | |

Qualification: Qualifying performance 16.50 (Q) or at least 12 best performers (q) advance to the Final

| | | | | | | |
|----------------|---------------|-----------|---------|----------|-----------------------|-----------------------------------|
| Legend: | | | | | | |
| DNS | Did not Start | NM | No Mark | Q | Qualified by standard | q Qualified by performance |
| SB | Season Best | | | | | |



TAIPEI STADIUM
臺北田徑場

TAIPEI 2017 FRI 周五
29TH SUMMER UNIVERSIADE 25 AUG 2017
18:30

ATHLETICS
田徑

MEN'S HIGH JUMP
男子跳高

FINAL



RESULTS SUMMARY

賽況概要

| | | | |
|---------------------------|------------------------------|---------------------|-------------|
| WORLD RECORD | 2.45 SOTOMAYOR Javier | CUB Salamanca (ESP) | 27 JUL 1993 |
| UNIVERSIADE RECORD | 2.41 PAKLIN Igor | URS Kobe (JPN) | 4 SEP 1985 |

| Rank | Bib | Name | NUSF Code | Group | Position | Result |
|------|------|-------------------------|-----------|-------|----------|----------|
| 1 | 430 | WENDRICH Falk Henning | GER | | 1 | 2.29 PB |
| 2 | 536 | FASSINOTTI Marco | ITA | | 2 | 2.29 SB |
| 3 | 1135 | HSIANG Chun-Hsien | TPE | | 3 | 2.26 SB |
| 4 | 404 | SMITH Allan Fraser | GBR | | 4 | 2.23 |
| 5 | 708 | GLEBAUSKAS Adrijus | LTU | | 5 | 2.23 PB |
| 6 | 523 | KROYTOR Dmitry | ISR | | 6 | 2.23 SB |
| 7 | 955 | LINKS Mpho Benjamin | RSA | | 7 | 2.23 =PB |
| 8 | 661 | WOO Sanghyeok | KOR | | 8 | 2.20 |
| 9 | 22 | LAYOY Carlos Daniel | ARG | | 9 | 2.20 SB |
| 10 | 883 | KOBIELSKI Norbert Piotr | POL | | 10 | 2.15 |
| 10 | 525 | LIBERMAN Tzur | ISR | | 10 | 2.15 |
| 12 | 615 | LOSHKAREV Roman | KAZ | | 12 | 2.15 |

Legend:

=PB Equal Personal Best PB Personal Best SB Season Best





RESULTS SUMMARY

賽況概要

| | | | |
|---------------------------|------------------------------|---------------------|-------------|
| WORLD RECORD | 2.45 SOTOMAYOR Javier | CUB Salamanca (ESP) | 27 JUL 1993 |
| UNIVERSIADE RECORD | 2.41 PAKLIN Igor | URS Kobe (JPN) | 4 SEP 1985 |

| Rank | Bib | Name | NUSF Code | Group | Position | Result |
|------|------|------------------------------|-----------|-------|----------|--------|
| 1 | 536 | FASSINOTTI Marco | ITA | A | 1 | 2.15 q |
| 1 | 883 | KOBIELSKI Norbert Piotr | POL | B | 1 | 2.15 q |
| 1 | 523 | KROYTOR Dmitry | ISR | B | 1 | 2.15 q |
| 1 | 22 | LAYOY Carlos Daniel | ARG | A | 1 | 2.15 q |
| 1 | 404 | SMITH Allan Fraser | GBR | B | 1 | 2.15 q |
| 1 | 430 | WENDRICH Falk Henning | GER | A | 1 | 2.15 q |
| 1 | 661 | WOO Sanghyeok | KOR | B | 1 | 2.15 q |
| 8 | 1135 | HSIANG Chun-Hsien | TPE | B | 5 | 2.15 q |
| 9 | 708 | GLEBAUSKAS Adrijus | LTU | B | 6 | 2.15 q |
| 10 | 955 | LINKS Mpho Benjamin | RSA | A | 4 | 2.15 q |
| 11 | 525 | LIBERMAN Tzur | ISR | A | 5 | 2.15 q |
| 12 | 615 | LOSHKAREV Roman | KAZ | A | 6 | 2.15 q |
| 13 | 826 | KERR Hamish Andrew G | NZL | A | 7 | 2.10 |
| 14 | 35 | BALDWIN Joseph Heath Aa | AUS | B | 7 | 2.10 |
| 14 | 924 | CONCEICAO Paulo | POR | A | 8 | 2.10 |
| 16 | 935 | LAZARICA Dan Claudiu | ROU | A | 9 | 2.10 |
| 17 | 537 | MELONI Eugenio | ITA | B | 8 | 2.10 |
| 18 | 153 | CATE Sean Adam | CAN | B | 9 | 2.10 |
| 19 | 239 | MAYACK II Marcel Richard | CMR | B | 10 | 2.05 |
| 19 | 727 | RUTARE Kevin | LUX | B | 10 | 2.05 |
| 21 | 336 | TAFENAU Kristjan | EST | A | 10 | 2.05 |
| 22 | 1127 | ZARIPOV Husniddin | TJK | A | 11 | 2.05 |
| | 738 | MOHD SHAH Norshafiee | MAS | B | | NM |
| | 520 | AL-IBRAHEEMI Hussein Falah H | IRQ | A | | DNS |
| | 1000 | TURAY Abass | SLE | A | | DNS |

Qualification: Qualifying performance 2.23 (Q) or at least 12 best performers (q) advance to the Final

Legend:

DNS Did not Start NM No Mark q Qualified by performance



RESULTS SUMMARY

賽況概要

| | | | |
|----------------------------|-------------------------------|-------------------|-------------|
| WORLD RECORD | 6.16 LAVILLENIE Renaud | FRA Donetsk (UKR) | 15 FEB 2014 |
| =UNIVERSIADE RECORD | 5.80 OTTO Björn | GER Izmir (TUR) | 18 AUG 2005 |

| Rank | Bib | Name | NUSF Code | Group | Position | Result |
|------|------|---------------------------|-----------|-------|----------|--------|
| 1 | 379 | COLLET Mathieu | FRA | A | 1 | 5.30 Q |
| 1 | 540 | STECCHI Claudio | ITA | B | 1 | 5.30 Q |
| 3 | 34 | ARMSTRONG Angus Leckie Ro | AUS | B | 2 | 5.30 Q |
| 3 | 569 | EJIMA Masaki | JPN | B | 2 | 5.30 Q |
| 3 | 126 | GERMANO SPINELLI Bruno | BRA | A | 2 | 5.30 Q |
| 3 | 607 | GRIGORYEV Sergey | KAZ | A | 2 | 5.30 Q |
| 3 | 172 | THEODORE Deryk Tsuyoshi | CAN | B | 2 | 5.30 Q |
| 8 | 606 | FILIPPOV Nikita | KAZ | B | 5 | 5.30 Q |
| 9 | 754 | LUNA ESTES Jorge | MEX | B | 6 | 5.30 Q |
| 10 | 925 | FERREIRA Diogo | POR | B | 7 | 5.30 Q |
| 11 | 830 | SOUTHGATE Nicholas Colin | NZL | A | 4 | 5.30 Q |
| 12 | 789 | VAN DER WIJST Koen Evan | NED | B | 8 | 5.30 Q |
| 13 | 647 | HAN Duhyeon | KOR | A | 5 | 5.20 |
| 14 | 10 | CHERABI Hichem-Khalil | ALG | A | 6 | 5.10 |
| 15 | 1086 | ZMORAY Jan | SVK | A | 7 | 5.10 |
| 16 | 150 | ALLEN Spencer | CAN | A | 8 | 4.90 |
| 17 | 39 | CLOUGH Stephen Michael | AUS | A | 9 | 4.90 |
| | 881 | JERZY Mateusz Maria | POL | A | | NM |
| | 1229 | MALYKHIN Vladyslav | UKR | A | | NM |
| | 890 | SOBERA Robert | POL | B | | NM |
| | 1007 | TICAR Ambroz | SLO | B | | NM |
| | 400 | MYERS Charlie | GBR | B | | DNS |

Qualification: Qualifying performance 5.30 (Q) or at least 12 best performers (q) advance to the Final

Legend:

DNS Did not Start NM No Mark Q Qualified by standard



RESULTS SUMMARY

賽況概要

| | | | |
|--------------------------------------|----------------------------------|--------------------|-------------|
| WORLD HEPTATHLON RECORD | 7291 JOYNER-KERSEE Jackie | USA Seoul (KOR) | 24 SEP 1988 |
| UNIVERSIADE HEPTATHLON RECORD | 6847 NIKITINA Larisa | URS Duisburg (GER) | 29 AUG 1989 |

| Rank | Bib | Name | NUSF Code | Group | Position | Result |
|------|------|---------------------------|-----------|-------|----------|----------|
| 1 | 83 | PREINER Verena | AUT | | 1 | 48.61 |
| 2 | 58 | BURNETT Alysha Jane | AUS | | 2 | 46.26 |
| 3 | 368 | HEIKKINEN Jutta Karita | FIN | | 3 | 44.91 |
| 4 | 821 | BYE Martine | NOR | | 4 | 43.73 SB |
| 5 | 227 | PANG Yuting | CHN | | 5 | 42.40 SB |
| 6 | 342 | KAUNISSAAR Terje | EST | | 6 | 42.19 |
| 7 | 189 | OUDENAARDEN Nicole Corrie | CAN | | 7 | 40.93 |
| 8 | 134 | CHEFER SPINOLA Vanessa | BRA | | 8 | 38.60 |
| 9 | 1159 | CHU Chia-Ling | TPE | | 9 | 37.63 |
| 10 | 663 | KIM Chaeyoung | KOR | | 10 | 35.69 |
| 11 | 1092 | MOKRASOVA Lucia | SVK | | 11 | 35.04 |
| 12 | 181 | HUGGINS Dallyssa Jeline | CAN | | 12 | 34.24 |
| 13 | 96 | VIDTS Noor | BEL | | 13 | 31.37 |
| 14 | 491 | GUSTIAYU Tresna Puspita | INA | | 14 | 30.20 |
| 15 | 1019 | POTOCAR Tjasa | SLO | | 15 | 25.63 |
| 16 | 1015 | MLJAC Brina | SLO | | 16 | 23.86 |
| | 852 | SIDDIQUE Ghazala | PAK | | | NM |

Legend:

NM No Mark SB Season Best



RESULTS SUMMARY

賽況概要

| | | | | |
|---------------------------|--------------|---------------------------|------------------|-------------|
| WORLD RECORD | 22.63 | LISOVSKAYA Natalya | URS Moskva (RUS) | 7 JUN 1987 |
| UNIVERSIADE RECORD | 20.82 | CHIZHOVA Nadezhda | URS Moskva (RUS) | 20 AUG 1973 |

| Rank | Bib | Name | NUSF Code | Group | Position | Result | |
|------|------|--------------------------------|-----------|-------|----------|--------|------|
| 1 | 206 | DUCO SOLER Natalia | CHI | A | 1 | 17.86 | Q SB |
| 2 | 178 | CREW Brittany Ann Ni | CAN | A | 2 | 17.48 | q |
| 3 | 434 | GAMBETTA Sara Mabel | GER | B | 1 | 17.46 | q |
| 4 | 904 | GUBA Paulina Renata | POL | B | 2 | 17.36 | q |
| 5 | 907 | KARDASZ Klaudia | POL | A | 3 | 17.23 | q |
| 6 | 446 | URBANIAK Lena | GER | A | 4 | 16.43 | q |
| 7 | 106 | KOLB Viktoriya | BLR | B | 3 | 16.40 | q |
| 8 | 413 | STRICKLER Amelia Jane | GBR | A | 5 | 16.38 | q |
| 9 | 772 | OROZCO CASTRO Maria Fernanda | MEX | A | 6 | 15.69 | q |
| 10 | 187 | MITTON Sarah Dawn | CAN | B | 4 | 15.59 | q |
| 11 | 792 | MULLER Lieke Rimkje | NED | A | 7 | 15.54 | q |
| 12 | 1179 | WARREN Portious Kerish | TTO | A | 8 | 15.50 | q |
| 13 | 721 | KUPSTYTE Giedre | LTU | A | 9 | 15.44 | |
| 14 | 1273 | BOHAN Christine Jean | USA | B | 5 | 15.13 | |
| 15 | 725 | ZARANKAITE Ieva | LTU | B | 6 | 15.11 | |
| 16 | 985 | SENEKAL Ischke | RSA | A | 10 | 14.86 | |
| 17 | 1094 | AAKERSTROEM Frida Sofia | SWE | B | 7 | 14.35 | |
| 18 | 1158 | CHIANG Ru-Ching | TPE | B | 8 | 14.11 | |
| 19 | 313 | MIKKELSEN Anna Sofia | DEN | B | 9 | 13.86 | SB |
| 20 | 502 | CHAUDHARY Kachnar | IND | B | 10 | 12.87 | |
| 21 | 693 | SIRMA Katrina | LAT | A | 11 | 10.95 | |
| 22 | 856 | GOMEZ BEJARANO Stephanya Isabe | PER | B | 11 | 9.70 | |
| 23 | 1020 | RESNIK Norma | SLO | B | 12 | 9.59 | SB |
| | 744 | SURDU Dimitriana | MDA | A | | NM | |

Qualification: Qualifying performance 17.50 (Q) or at least 12 best performers (q) advance to the Final

| | | | | |
|----------------|-------------------|--------------------------------|-----------------------------------|-----------------------|
| Legend: | NM No Mark | Q Qualified by standard | q Qualified by performance | SB Season Best |
|----------------|-------------------|--------------------------------|-----------------------------------|-----------------------|



RESULTS SUMMARY

賽況概要

| | | | |
|---------------------------|----------------------------------|--------------------------|-------------|
| WORLD RECORD | 76.80 REINSCH Gabriele | GDR Neubrandenburg (GER) | 9 JUL 1988 |
| UNIVERSIADE RECORD | 67.96 KHRISTOVA Tsvetanka | BUL Zagreb (CRO) | 16 JUL 1987 |

| Rank | Bib | Name | NUSF Code | Group | Position | Result |
|------|------|--------------------------------|-----------|-------|----------|------------|
| 1 | 1272 | ALLMAN Valarie Carolyn | USA | A | 1 | 58.33 Q |
| 2 | 443 | PUDENZ Kristin | GER | A | 2 | 57.20 Q |
| 3 | 550 | STRUMILLO Stefania | ITA | B | 1 | 56.65 Q |
| 4 | 62 | GOLLSHEWSKY Taryn Linley | AUS | B | 2 | 56.39 Q |
| 5 | 985 | SENEKAL Ischke | RSA | B | 3 | 56.04 Q SB |
| 6 | 505 | Kamalpreet Kaur | IND | B | 4 | 55.95 Q |
| 7 | 919 | ZABAWSKA Daria Katarzyna | POL | A | 3 | 55.43 Q |
| 8 | 350 | TOLLASSON Kaetlin | EST | B | 5 | 54.83 q |
| 9 | 1167 | LI Tsai-Yi | TPE | B | 6 | 53.72 q |
| 10 | 896 | AUGUSTYNIAK Lidia Edyta | POL | B | 7 | 53.14 q |
| 11 | 180 | ESSER Agnes Rachel | CAN | A | 4 | 52.69 q |
| 12 | 375 | SIPPONEN Salla Maarja | FIN | A | 5 | 51.49 q |
| 13 | 305 | BEBE Kathrine | DEN | A | 6 | 50.99 |
| 14 | 26 | ARMADA Ailen | ARG | B | 8 | 49.54 |
| 15 | 1273 | BOHAN Christine Jean | USA | B | 9 | 49.49 |
| 16 | 229 | WANG Lan | CHN | A | 7 | 49.39 |
| 17 | 144 | PETKOVA Renata Tsankova | BUL | A | 8 | 47.59 |
| 18 | 207 | GALLARDO CRUCHET Ivana Xennia | CHI | A | 9 | 46.27 |
| 19 | 725 | ZARANKAITE Ieva | LTU | B | 10 | 45.91 |
| 20 | 856 | GOMEZ BEJARANO Stephanya Isabe | PER | A | 10 | 35.14 |

Qualification: Qualifying performance 55.00 (Q) or at least 12 best performers (q) advance to the Final

Legend:

Q Qualified by standard q Qualified by performance SB Season Best



RESULTS SUMMARY

賽況概要

| | | | | |
|---------------------------|--------------|-------------------------|--------------------|-------------|
| WORLD RECORD | 82.98 | WLODARCZYK Anita | POL Warszawa (POL) | 28 AUG 2016 |
| UNIVERSIADE RECORD | 75.83 | HEIDLER Betty | GER Beograd (SRB) | 10 JUL 2009 |

| Rank | Bib | Name | NUSF Code | Group | Position | Result |
|------|------|-----------------------------------|-----------|-------|----------|---------|
| 1 | 910 | KOPRON Malwina | POL | B | 1 | 73.01 Q |
| 2 | 107 | MALYSHCHYK Hanna | BLR | B | 2 | 68.07 Q |
| 3 | 900 | FIODOROW Joanna | POL | A | 1 | 67.23 Q |
| 4 | 281 | KRALOVA Tereza | CZE | B | 3 | 65.25 Q |
| 5 | 1201 | KAYA SALMAN Kivilcim | TUR | B | 4 | 65.11 Q |
| 6 | 390 | TAVERNIER Alexandra | FRA | B | 5 | 64.20 Q |
| 7 | 481 | GYURATZ Reka | HUN | A | 2 | 63.38 Q |
| 8 | 546 | FANTINI Sara | ITA | A | 3 | 62.92 Q |
| 9 | 138 | MARCELINO Mariana Grasiel | BRA | B | 6 | 62.07 Q |
| 10 | 835 | RATCLIFFE Julia Susan | NZL | A | 4 | 60.66 Q |
| 11 | 1089 | KANUCHOVA Veronika | SVK | A | 5 | 60.45 Q |
| 12 | 70 | NIELSEN Lara Louise | AUS | B | 7 | 60.42 Q |
| 13 | 435 | GIMMLER Sophie | GER | B | 8 | 59.99 Q |
| 14 | 974 | JANSE VAN VUUREN Letitia Johanna | RSA | B | 9 | 59.85 Q |
| 15 | 180 | ESSER Agnes Rachel | CAN | B | 10 | 57.61 |
| 16 | 791 | HOLTHUIJSEN Sina Mai | NED | A | 6 | 55.30 |
| 17 | 623 | NUSSUPBEKOVA Diana | KAZ | A | 7 | 54.46 |
| 18 | 1280 | MARTIN Mikaila Alexis | USA | A | 8 | 52.71 |
| 19 | 1282 | SCAIFE Taylor Thristin | USA | B | 11 | 51.34 |
| 20 | 30 | GOMEZ Daniela Ayelen | ARG | A | 9 | 50.54 |
| | 250 | BELTRAN MOYA Maria Alejandra | COL | A | | NM |
| | 252 | GAVIRIA MALDONADO Mayra Alexandra | COL | B | | NM |
| | 85 | SKYDAN Hanna | AZE | A | | NM |

Qualification: Qualifying performance 59.00 (Q) or at least 12 best performers (q) advance to the Final

Legend:

NM No Mark Q Qualified by standard



RESULTS SUMMARY

賽況概要

| | | | | |
|---------------------------|-------------|--------------------------|---------------------|-------------|
| WORLD RECORD | 7.52 | CISTJAKOVÁ Galina | URS Leningrad (RUS) | 11 JUN 1988 |
| UNIVERSIADE RECORD | 7.04 | VALYUKEVICH Irina | URS Kobe (JPN) | 4 SEP 1985 |

| Rank | Bib | Name | NUSF Code | Group | Position | Wind | Result | |
|------|------|------------------------------------|-----------|-------|----------|------|--------|------|
| 1 | 944 | ROTARU Alina | ROU | A | 1 | +0.4 | 6.37 | Q |
| 2 | 689 | GRIVA Mara | LAT | A | 2 | 0.0 | 6.26 | q |
| 3 | 143 | MITKOVA Milena Krasimir | BUL | B | 1 | +0.3 | 6.21 | q |
| 4 | 389 | SOW Rougui | FRA | A | 3 | +0.3 | 6.21 | q |
| 5 | 366 | BOGDANOFF Aleksina Laura | FIN | B | 2 | -0.3 | 6.19 | q |
| 6 | 982 | PRINSLOO Lynique | RSA | A | 4 | +0.3 | 6.18 | q |
| 7 | 270 | PANAYI Nektaria | CYP | B | 3 | 0.0 | 6.14 | q |
| 8 | 17 | BELABIOD Tahani Roumaiss | ALG | B | 4 | 0.0 | 6.12 | q |
| 9 | 1281 | SAMUELS Samiyah Brielle | USA | B | 5 | +0.2 | 6.08 | q |
| 10 | 432 | BUEHLER Anna | GER | B | 6 | +0.5 | 6.07 | q |
| 11 | 1221 | UNYUTHFUA Mary Zawadi | UGA | A | 5 | -0.2 | 5.98 | q |
| 12 | 223 | FU Luna | CHN | A | 6 | +0.2 | 5.93 | q SB |
| 13 | 183 | LATRACE Sandra Diane | CAN | B | 7 | 0.0 | 5.91 | |
| 14 | 770 | MALDONADO CARRIZOSA Gloria A. | MEX | A | 7 | +0.5 | 5.87 | |
| 15 | 769 | HERNANDEZ AVINA Susana Estefani | MEX | B | 8 | -0.3 | 5.84 | |
| 16 | 340 | ALVER Taehti | EST | A | 8 | -0.1 | 5.81 | |
| 17 | 981 | PRETORIUS Samantha | RSA | B | 9 | +0.1 | 5.80 | |
| 18 | 694 | TARASOVA Alevtina | LAT | B | 10 | +0.2 | 5.79 | |
| 19 | 114 | CHILUME Titose | BOT | A | 9 | -0.4 | 5.59 | |
| 20 | 1171 | LIOU Ya-Jyun | TPE | B | 11 | -0.3 | 5.55 | |
| 21 | 664 | LEE Huijin | KOR | A | 10 | +0.1 | 5.52 | |
| 22 | 867 | DOLLOSO Felyn | PHI | A | 11 | +0.1 | 5.48 | |
| 23 | 346 | OKONNEL-BRONIN Daria | EST | B | 12 | 0.0 | 5.38 | |
| 24 | 701 | EL SANEH Christel | LBN | B | 13 | -0.1 | 5.29 | |
| 25 | 1279 | HENDERSON Justice Kerissa | USA | A | 12 | -0.1 | 5.13 | |
| 26 | 638 | AMUTAVI Laventa Luvandw | KEN | A | 13 | +0.4 | 4.85 | |
| 27 | 1050 | JAYASINGHA ARACHCHILAGE Deepika J. | SRI | B | 14 | -0.4 | 4.06 | |

Qualification: Qualifying performance 6.30 (Q) or at least 12 best performers (q) advance to the Final

| | | | |
|----------------|--------------------------------|-----------------------------------|-----------------------|
| Legend: | Q Qualified by standard | q Qualified by performance | SB Season Best |
|----------------|--------------------------------|-----------------------------------|-----------------------|



RESULTS SUMMARY

賽況概要

| | | | |
|---------------------------|-------------------------------|--------------------|-------------|
| WORLD RECORD | 15.50 KRAVETS Inessa | UKR Göteborg (SWE) | 10 AUG 1995 |
| UNIVERSIADE RECORD | 14.82 KONEVA Ekaterina | RUS Kazan (RUS) | 11 JUL 2013 |

| Rank | Bib | Name | NUSF Code | Group | Position | Wind | Result | |
|------|------|---------------------------------|-----------|-------|----------|------|--------|----|
| 1 | 433 | ECKHARDT Neele | GER | B | 1 | +0.1 | 13.52 | q |
| 2 | 624 | OVCHINNIKOVA Mariya | KAZ | B | 2 | +0.3 | 13.35 | q |
| 3 | 978 | NTSHINGILA Sibongile Patie | RSA | A | 1 | -0.2 | 13.26 | q |
| 4 | 545 | CESTONARO Ottavia | ITA | A | 2 | -0.7 | 13.23 | q |
| 5 | 223 | FU Luna | CHN | A | 3 | -0.1 | 13.21 | q |
| 6 | 340 | ALVER Taehti | EST | B | 3 | -0.5 | 13.08 | q |
| 7 | 692 | MATULE Santa | LAT | A | 4 | +0.2 | 12.99 | q |
| 8 | 255 | RENTERIA CUESTA Nhayilla | COL | B | 4 | +0.3 | 12.99 | q |
| 9 | 1275 | BURKS Tonyecia Kapri | USA | A | 5 | -0.1 | 12.94 | q |
| 10 | 991 | KANDJI Sangone | SEN | A | 6 | +0.4 | 12.87 | q |
| 11 | 689 | GRIVA Mara | LAT | B | 5 | -0.5 | 12.83 | q |
| 12 | 1195 | BITGIN Cemre | TUR | A | 7 | +0.1 | 12.73 | q |
| 13 | 186 | MERCURIO Angela Marie | CAN | B | 6 | -0.6 | 12.64 | |
| 14 | 114 | CHILUME Titose | BOT | B | 7 | +0.1 | 12.58 | PB |
| 15 | 724 | ZAGAINOVA Diana | LTU | A | 8 | -1.9 | 12.56 | |
| 16 | 1164 | HUNG Pei-Ning | TPE | B | 8 | +0.3 | 12.53 | SB |
| 17 | 1009 | BABSEK Sasa | SLO | B | 9 | +0.8 | 12.43 | |
| 18 | 975 | KINGWILL Kelly Lynn | RSA | B | 10 | +0.4 | 12.35 | |
| 19 | 867 | DOLLOSO Felyn | PHI | B | 11 | +0.7 | 12.25 | |
| 20 | 506 | M. A. VIJAYAKUMAR Siva Anbarasi | IND | A | 9 | +0.1 | 12.20 | |
| 21 | 346 | OKONNEL-BRONIN Daria | EST | A | 10 | +1.3 | 12.14 | |
| 22 | 462 | FUENTES CAJAS Thelma Noemi | GUA | A | 11 | +0.1 | 12.05 | |
| 23 | 1051 | KETALAKUMBURE GEDARA Dushanthi | N.SRI | A | 12 | +1.0 | 10.70 | |

Qualification: Qualifying performance 13.90 (Q) or at least 12 best performers (q) advance to the Final

Legend:

PB Personal Best **q** Qualified by performance **SB** Season Best



RESULTS SUMMARY

賽況概要

| | | | |
|---------------------------|--------------------------------|----------------|-------------|
| WORLD RECORD | 2.09 KOSTADINOVA Stefka | BUL Roma (ITA) | 30 AUG 1987 |
| UNIVERSIADE RECORD | 2.01 COSTA Silvia | CUB Kobe (JPN) | 3 SEP 1985 |

| Rank | Bib | Name | NUSF Code | Group | Position | Result |
|------|------|--------------------------------|-----------|-------|----------|------------|
| 1 | 436 | GRAUMANN Jossie Marie Jo | GER | B | 1 | 1.80 q |
| 1 | 723 | PALSYTE Airine | LTU | B | 1 | 1.80 q |
| 3 | 973 | DU PLESSIS Julia | RSA | A | 1 | 1.75 q |
| 3 | 766 | ESQUIVEL GUZMAN Ximena Lizbeth | MEX | A | 1 | 1.75 q =SB |
| 3 | 1237 | GERASHCHENKO Iryna | UKR | B | 3 | 1.75 q |
| 3 | 66 | JOYE Hannah Catherin | AUS | B | 3 | 1.75 q |
| 3 | 770 | MALDONADO CARRIZOSA Gloria A. | MEX | B | 3 | 1.75 q =PB |
| 3 | 69 | MCDERMOTT Nicola Lauren | AUS | A | 1 | 1.75 q |
| 3 | 1251 | OKUNIEVA Oksana | UKR | A | 1 | 1.75 q |
| 3 | 780 | VUKOVIC Marija | MNE | A | 1 | 1.75 q |
| 3 | 471 | YEUNG Man Wai | HKG | B | 3 | 1.75 q |
| 12 | 1088 | DUNAJSKA Tatiana | SVK | B | 7 | 1.70 q |
| 13 | 351 | TREIEL Teele | EST | A | 6 | 1.70 =SB |
| 14 | 1096 | SEYAMA Nonhlanhla Erikah | SWZ | A | 7 | 1.70 |
| 15 | 347 | PALUMAA Teele | EST | B | 8 | 1.65 |
| 15 | 1018 | PODLESNIK Veronika | SLO | B | 8 | 1.65 |
| | 851 | KHALID Rehma | PAK | A | | NM |

Qualification: Qualifying performance 1.91 (Q) or at least 12 best performers (q) advance to the Final

| | | | | |
|----------------|--------------------------------|------------------------------|-------------------|-----------------------------------|
| Legend: | =PB Equal Personal Best | =SB Equal Season Best | NM No Mark | q Qualified by performance |
|----------------|--------------------------------|------------------------------|-------------------|-----------------------------------|



RESULTS SUMMARY

賽況概要

| | | | | |
|---------------------------|-------------|--------------------------|------------------|-------------|
| WORLD RECORD | 5.06 | ISINBAYEVA Yelena | RUS Zürich (SUI) | 28 AUG 2009 |
| UNIVERSIADE RECORD | 4.70 | POLNOVA Tatyana | RUS Daegu (KOR) | 27 AUG 2003 |

| Rank | Bib | Name | NUSF Code | Group | Position | Result |
|------|------|-------------------------|-----------|-------|----------|------------|
| 1 | 440 | KNAESCHE Anjuli | GER | A | 1 | 4.00 Q |
| 1 | 1246 | KYLYPKO Maryna | UKR | A | 1 | 4.00 Q |
| 1 | 930 | ONOFRE Marta | POR | B | 1 | 4.00 Q |
| 1 | 914 | PRZYBYLA Kamila | POL | A | 1 | 4.00 Q |
| 1 | 444 | ROLOFF Annika | GER | B | 1 | 4.00 Q |
| 1 | 915 | SMIETANKA Justyna | POL | B | 1 | 4.00 Q |
| 1 | 108 | ZHUK Iryna | BLR | B | 1 | 4.00 Q |
| 8 | 29 | CHIARAVIGLIO Valeria | ARG | A | 4 | 4.00 Q |
| 9 | 93 | DE RYCK Aurelie | BEL | A | 5 | 4.00 Q |
| 9 | 309 | JENSEN Line Renee | DEN | B | 5 | 4.00 Q =SB |
| 9 | 192 | RIDOUT Paige Ashley | CAN | B | 5 | 4.00 Q |
| 12 | 94 | DE VOCHT Elien | BEL | B | 7 | 3.90 q |
| 13 | 548 | MALAVISI Sonia | ITA | B | 8 | 3.80 |
| 14 | 1012 | KROSELJ Leda | SLO | A | 6 | 3.60 |
| 15 | 349 | TIKK Tiina | EST | A | 7 | 3.60 SB |
| 16 | 1169 | LIN Tsai-Ying | TPE | B | 9 | 3.45 |
| 17 | 316 | RANNERS Caroline Justes | DEN | A | 8 | 3.45 |
| 18 | 341 | KALDMAA Klarika | EST | A | 9 | 3.30 |
| | 177 | BONE Robin Arlene | CAN | A | | NM |

Qualification: Qualifying performance 4.00 (Q) or at least 12 best performers (q) advance to the Final

| | | | | | | | | |
|----------------|-----|-------------------|----|---------|---|-----------------------|---|--------------------------|
| Legend: | =SB | Equal Season Best | NM | No Mark | Q | Qualified by standard | q | Qualified by performance |
| | SB | Season Best | | | | | | |



RACE ANALYSIS

賽事分析

| | | | |
|---------------------------|------------------------------|-----------------|-------------|
| WORLD RECORD | 1:16:36 SUZUKI Yusuke | JPN Nomi (JPN) | 15 MAR 2015 |
| UNIVERSIADE RECORD | 1:20:47 KRIVOV Andrey | RUS Kazan (RUS) | 9 JUL 2013 |

| Rk | Bib | Name | NUSF Code | Date of Birth | Result | Time Behind | RC | | | | |
|-----------|-------------|-------------------------------------|------------|--------------------|----------------|-------------|--------------|--------------|--------------|-------|--|
| | 2km | 4km | 6km | 8km | 10km | 12km | 14km | 16km | 18km | | |
| 1 | 590 | YAMANISHI Toshikazu | JPN | 15 FEB 1996 | 1:27:30 | | | | | | |
| | 8:40 (2) | 17:33 (1) | 26:24 (1) | 35:13 (1) | 43:58 (1) | 52:31 (1) | 1:01:08 (1) | 1:09:50 (1) | 1:18:43 (1) | 8:47 | |
| | | 8:53 | 8:51 | 8:49 | 8:45 | 8:33 | 8:37 | 8:42 | 8:53 | | |
| 2 | 17 | SALAZAR ENRIQUEZ Julio Cesar | MEX | 8 JUL 1993 | 1:28:20 | 0:50 | ~ | | | | |
| | 9:05 (6) | 18:06 (8) | 27:07 (9) | 36:05 (4) | 45:01 (6) | 53:43 (4) | 1:02:19 (2) | 1:11:06 (2) | 1:19:40 (2) | 8:40 | |
| | | 9:01 | 9:01 | 8:58 | 8:56 | 8:42 | 8:36 | 8:47 | 8:34 | | |
| 3 | 580 | OIKAWA Fumitaka | JPN | 5 APR 1995 | 1:30:11 | 2:41 | ~~ | | | | |
| | 8:39 (1) | 17:33 (1) | 26:24 (1) | 35:13 (1) | 44:00 (2) | 53:04 (2) | 1:02:30 (3) | 1:11:57 (5) | 1:21:06 (4) | 9:05 | |
| | | 8:54 | 8:51 | 8:49 | 8:47 | 9:04 | 9:26 | 9:27 | 9:09 | | |
| 4 | 757 | PALMA OLIVARES Ever Jair | MEX | 18 MAR 1992 | 1:30:23 | 2:53 | > | | | | |
| | 9:06 (11) | 18:05 (4) | 27:06 (5) | 36:06 (7) | 45:01 (6) | 53:54 (7) | 1:02:56 (7) | 1:11:58 (6) | 1:21:16 (6) | 9:07 | |
| | | 8:59 | 9:01 | 9:00 | 8:55 | 8:53 | 9:02 | 9:02 | 9:18 | | |
| 5 | 758 | PALMA OLIVARES Isaac Antonio | MEX | 26 OCT 1990 | 1:30:31 | 3:01 | > | | | | |
| | 9:05 (6) | 18:05 (4) | 27:06 (5) | 36:06 (7) | 45:00 (4) | 53:50 (5) | 1:02:41 (5) | 1:11:41 (4) | 1:21:09 (5) | 9:22 | |
| | | 9:00 | 9:01 | 9:00 | 8:54 | 8:50 | 8:51 | 9:00 | 9:28 | | |
| 6 | 1223 | GLAVAN Igor | UKR | 25 SEP 1990 | 1:30:39 | 3:09 | ~ | | | | |
| | 9:05 (6) | 18:05 (4) | 27:06 (5) | 36:05 (4) | 45:00 (4) | 53:50 (5) | 1:02:37 (4) | 1:11:32 (3) | 1:20:55 (3) | 9:44 | |
| | | 9:00 | 9:01 | 8:59 | 8:55 | 8:50 | 8:47 | 8:55 | 9:23 | | |
| 7 | 577 | NODA Tomohiro | JPN | 24 JAN 1996 | 1:31:00 | 3:30 | > | | | | |
| | 8:40 (2) | 17:33 (1) | 26:25 (3) | 35:13 (1) | 44:08 (3) | 53:22 (3) | 1:02:42 (6) | 1:12:02 (7) | 1:21:30 (7) | 9:30 | |
| | | 8:53 | 8:52 | 8:48 | 8:55 | 9:14 | 9:20 | 9:20 | 9:28 | | |
| 8 | 616 | SHEIKO Georgiy | KAZ | 24 AUG 1989 | 1:32:58 | 5:28 | ~ | | | | |
| | 9:00 (4) | 18:05 (4) | 27:05 (4) | 36:06 (7) | 45:01 (6) | 53:54 (7) | 1:03:14 (8) | 1:12:57 (8) | 1:23:00 (8) | 9:58 | |
| | | 9:05 | 9:00 | 9:01 | 8:55 | 8:53 | 9:20 | 9:43 | 10:03 | | |
| 9 | 645 | CHOE Byeong Kwang | KOR | 7 APR 1991 | 1:33:08 | 5:38 | ~~ | | | | |
| | 9:00 (4) | 18:07 (11) | 27:08 (12) | 36:06 (7) | 45:01 (6) | 54:16 (9) | 1:04:00 (9) | 1:13:54 (9) | 1:23:39 (9) | 9:29 | |
| | | 9:07 | 9:01 | 8:58 | 8:55 | 9:15 | 9:44 | 9:54 | 9:45 | | |
| 10 | 1228 | LITANIUK Valerii | UKR | 2 APR 1994 | 1:34:12 | 6:42 | >> | | | | |
| | 9:17 (19) | 18:31 (18) | 27:48 (21) | 37:03 (15) | 46:28 (17) | 55:56 (13) | 1:05:22 (11) | 1:14:50 (10) | 1:24:37 (10) | 9:35 | |
| | | 9:14 | 9:17 | 9:15 | 9:25 | 9:28 | 9:26 | 9:28 | 9:47 | | |
| 11 | 651 | JOO Hyunmyeong | KOR | 31 MAY 1997 | 1:34:28 | 6:58 | | | | | |
| | 9:07 (16) | 18:07 (11) | 27:22 (14) | 36:53 (14) | 46:26 (14) | 55:55 (12) | 1:05:25 (12) | 1:15:09 (11) | 1:24:55 (11) | 9:33 | |
| | | 9:00 | 9:15 | 9:31 | 9:33 | 9:29 | 9:30 | 9:44 | 9:46 | | |
| 12 | 652 | KANG Kildong | KOR | 12 JUL 1992 | 1:34:49 | 7:19 | | | | | |
| | 9:17 (19) | 18:32 (20) | 27:46 (18) | 37:03 (15) | 46:28 (17) | 55:56 (13) | 1:05:35 (15) | 1:15:37 (14) | 1:25:16 (13) | 9:33 | |
| | | 9:15 | 9:14 | 9:17 | 9:25 | 9:28 | 9:39 | 10:02 | 9:39 | | |
| 13 | 513 | MC MANAMON Cian Michael | IRL | 10 NOV 1991 | 1:35:06 | 7:36 | ~ | | | | |
| | 9:18 (21) | 18:31 (18) | 27:45 (17) | 37:04 (17) | 46:27 (15) | 55:57 (15) | 1:05:27 (13) | 1:15:10 (12) | 1:25:04 (12) | 10:02 | |
| | | 9:13 | 9:14 | 9:19 | 9:23 | 9:30 | 9:30 | 9:43 | 9:54 | | |
| 14 | 1077 | CERNY Dominik | SVK | 1 NOV 1997 | 1:36:10 | 8:40 | > | | | | |
| | 9:18 (21) | 18:36 (22) | 28:08 (23) | 37:44 (21) | 47:27 (19) | 57:04 (18) | 1:06:44 (17) | 1:16:32 (15) | 1:26:23 (15) | 9:47 | |
| | | 9:18 | 9:32 | 9:36 | 9:43 | 9:37 | 9:40 | 9:48 | 9:51 | | |
| 15 | 1222 | BANZERUK Ivan | UKR | 9 FEB 1990 | 1:36:43 | 9:13 | > | | | | |
| | 9:06 (11) | 18:07 (11) | 27:07 (9) | 36:10 (11) | 45:29 (11) | 54:57 (10) | 1:04:30 (10) | 1:20:00 (21) | 1:31:27 (21) | 5:16 | |
| | | 9:01 | 9:00 | 9:03 | 9:19 | 9:28 | 9:33 | 15:30 | 11:27 | | |



RACE ANALYSIS

賽事分析

| | | | |
|---------------------------|------------------------------|-----------------|-------------|
| WORLD RECORD | 1:16:36 SUZUKI Yusuke | JPN Nomi (JPN) | 15 MAR 2015 |
| UNIVERSIADE RECORD | 1:20:47 KRIVOV Andrey | RUS Kazan (RUS) | 9 JUL 2013 |

| Rk | Bib | Name | NUSF Code | Date of Birth | Result | Time Behind | RC | | | | |
|-----------|-------------|----------------------------------|------------|--------------------|----------------|-------------|--------------|--------------|--------------|-------|-----|
| | 2km | 4km | 6km | 8km | 10km | 12km | 14km | 16km | 18km | | |
| 16 | 377 | BORDIER Gabriel | FRA | 8 OCT 1997 | 1:38:38 | 11:08 | > | | | | |
| | 9:06 (11) | 18:07 (11) | 27:07 (9) | 36:18 (12) | 46:23 (13) | 57:21 (19) | 1:07:52 (19) | 1:18:59 (18) | 1:28:44 (17) | 9:54 | |
| | | 9:01 | 9:00 | 9:11 | 10:05 | 10:58 | 10:31 | 11:07 | 9:45 | | |
| 17 | 478 | VENYERCSAN Bence Barnabas | HUN | 8 JAN 1996 | 1:39:48 | 12:18 | > | | | | |
| | 9:07 (16) | 18:07 (11) | 27:30 (15) | 37:30 (19) | 47:44 (20) | 58:08 (20) | 1:08:49 (20) | 1:19:18 (19) | 1:29:59 (20) | 9:49 | |
| | | 9:00 | 9:23 | 10:00 | 10:14 | 10:24 | 10:41 | 10:29 | 10:41 | | |
| 18 | 221 | ZHAO Fujian | CHN | 11 OCT 1989 | 1:40:14 | 12:44 | ~ | | | | |
| | 9:05 (6) | 18:06 (8) | 27:06 (5) | 36:05 (4) | 45:23 (10) | 55:48 (11) | 1:06:42 (16) | 1:17:45 (16) | 1:28:42 (16) | 11:32 | |
| | | 9:01 | 9:00 | 8:59 | 9:18 | 10:25 | 10:54 | 11:03 | 10:57 | | |
| 19 | 1225 | HRECHKOVSKIY Andrii | UKR | 30 AUG 1993 | 1:40:15 | 12:45 | >> | | | | |
| | 9:14 (18) | 18:37 (23) | 28:07 (22) | 37:53 (23) | 48:04 (22) | 58:26 (21) | 1:08:50 (21) | 1:19:21 (20) | 1:29:52 (19) | 10:23 | |
| | | 9:23 | 9:30 | 9:46 | 10:11 | 10:22 | 10:24 | 10:31 | 10:31 | | |
| 20 | 209 | HAN Jijiang | CHN | 20 JUL 1993 | 1:40:56 | 13:26 | > | | | | |
| | 9:05 (6) | 18:06 (8) | 27:10 (13) | 36:33 (13) | 46:13 (12) | 56:29 (17) | 1:07:04 (18) | 1:18:07 (17) | 1:29:11 (18) | 11:45 | |
| | | 9:01 | 9:04 | 9:23 | 9:40 | 10:16 | 10:35 | 11:03 | 11:04 | | |
| 21 | 218 | YAN Dexiang | CHN | 18 JUN 1993 | 1:46:30 | 19:00 | > | | | | |
| | 9:06 (11) | 18:08 (16) | 27:46 (18) | 37:52 (22) | 48:05 (23) | 59:40 (23) | 1:10:17 (22) | 1:21:58 (22) | 1:34:49 (22) | 11:41 | |
| | | 9:02 | 9:38 | 10:06 | 10:13 | 11:35 | 10:37 | 11:41 | 12:51 | | |
| | 1083 | URADNIK Miroslav | SVK | 24 MAR 1996 | DNF | | | | | | |
| | 9:18 (21) | 18:32 (20) | 27:46 (18) | 37:04 (17) | 46:27 (15) | 55:57 (15) | 1:05:28 (14) | 1:15:13 (13) | 1:25:53 (14) | | |
| | | 9:14 | 9:14 | 9:18 | 9:23 | 9:30 | 9:31 | 9:45 | 10:40 | | |
| | 714 | SAVELSKIS Marius | LTU | 30 JUL 1994 | DQ | | | | | | ~>> |
| | 9:06 (11) | 18:18 (17) | 27:43 (16) | 37:36 (20) | 47:59 (21) | 58:46 (22) | | | | | |
| | | 9:12 | 9:25 | 9:53 | 10:23 | 10:47 | | | | | |

| | | | | |
|--------------------|----------------|------------------|---------------------------|------------------------|
| Legend: | ~ Lost contact | > Bent knee | DNF Did not Finish | DQ Disqualified |
| RC Red Card | Rk Rank | Rank Rank | | |



RACE ANALYSIS

賽事分析

| | | | | | |
|---------------------------|----------------|--------------------------|-----|-----------------|-------------|
| WORLD RECORD | 1:24:38 | Liu Hong | CHN | La Coruña (ESP) | 6 JUN 2015 |
| UNIVERSIADE RECORD | 1:28:18 | KIRDYAPKINA Anisy | RUS | Gwangju (KOR) | 10 JUL 2015 |

| Rk | Bib | Name | NUSF Code | | | | | | | Date of Birth | Result | Time Behind | RC |
|----|------|--------------------------------|---------------------|---------------------|---------------------|---------------------|-----------------------|-----------------------|-----------------------|-----------------------|-----------------------|-------------|----|
| | | | 2km | 4km | 6km | 8km | 10km | 12km | 14km | | | | |
| 1 | 1241 | KASHYNA Inna | UKR | | | | | | | 27 SEP 1991 | 1:39:44 | | |
| | | | 9:55 (1) 9:43 | 19:38 (4) 9:59 | 29:37 (2) 9:58 | 39:35 (1) 9:58 | 49:23 (1) 9:48 | 59:13 (1) 9:50 | 1:09:16 (1) 10:03 | 1:19:24 (1) 10:08 | 1:29:35 (1) 10:11 | 10:09 | |
| 2 | 3 | ZHANG Xin | CHN | | | | | | | 17 AUG 1989 | 1:41:18 | 1:34 | ~ |
| | | | 9:56 (4) 9:42 | 19:38 (4) 10:00 | 29:38 (3) 10:00 | 39:35 (1) 9:57 | 49:31 (2) 9:56 | 59:51 (2) 10:20 | 1:10:10 (2) 10:19 | 1:20:27 (2) 10:17 | 1:30:51 (2) 10:24 | 10:27 | |
| 3 | 372 | NEUVONEN Elisa Pauliina | FIN | | | | | | | 19 MAR 1991 | 1:42:50 | 3:06 | |
| | | | 10:13 (17) 10:08 | 20:21 (14) 10:12 | 30:33 (12) 10:12 | 40:55 (12) 10:22 | 51:19 (11) 10:24 | 1:01:34 (8) 10:15 | 1:12:05 (6) 10:31 | 1:22:30 (4) 10:25 | 1:32:46 (3) 10:16 | 10:04 | |
| 4 | 486 | RECSEI Rita | HUN | | | | | | | 30 JAN 1996 | 1:43:46 | 4:02 | ~ |
| | | | 9:58 (13) 9:53 | 19:51 (9) 10:01 | 29:52 (11) 10:01 | 40:06 (7) 10:14 | 50:22 (6) 10:16 | 1:00:54 (4) 10:32 | 1:11:30 (3) 10:36 | 1:22:06 (3) 10:36 | 1:32:58 (4) 10:52 | 10:48 | |
| 5 | 931 | RIBEIRO Mara | POR | | | | | | | 11 MAY 1995 | 1:44:14 | 4:30 | |
| | | | 10:12 (16) 10:10 | 20:22 (15) 10:24 | 30:46 (14) 10:24 | 41:13 (13) 10:27 | 51:42 (13) 10:29 | 1:02:14 (11) 10:32 | 1:12:41 (8) 10:27 | 1:23:17 (7) 10:36 | 1:33:51 (5) 10:34 | 10:23 | |
| 6 | 979 | OOSTHUIZEN Anel | RSA | | | | | | | 22 APR 1995 | 1:44:41 | 4:57 | ~ |
| | | | 9:55 (1) 9:40 | 19:35 (1) 9:54 | 29:29 (1) 10:07 | 39:36 (3) 10:07 | 50:12 (4) 10:36 | 1:01:06 (6) 10:54 | 1:12:14 (7) 11:08 | 1:23:26 (8) 11:12 | 1:34:03 (6) 10:37 | 10:38 | |
| 7 | 1255 | TSVILII Alina | UKR | | | | | | | 18 SEP 1994 | 1:45:25 | 5:41 | >> |
| | | | 9:56 (4) 9:41 | 19:37 (2) 10:02 | 29:39 (4) 10:02 | 40:01 (5) 10:22 | 50:31 (7) 10:30 | 1:01:15 (7) 10:44 | 1:11:58 (5) 10:43 | 1:22:50 (5) 10:52 | 1:34:04 (7) 11:14 | 11:21 | |
| 8 | 235 | ZHAO Huimin | CHN | | | | | | | 12 OCT 1993 | 1:45:48 | 6:04 | |
| | | | 9:57 (8) 9:43 | 19:40 (8) 10:10 | 29:50 (8) 10:10 | 40:24 (11) 10:34 | 50:55 (10) 10:31 | 1:01:38 (9) 10:43 | 1:12:51 (9) 11:13 | 1:23:57 (9) 11:06 | 1:35:00 (9) 11:03 | 10:48 | |
| 9 | 1250 | MYRONCHUK Valentyna | UKR | | | | | | | 10 AUG 1994 | 1:46:52 | 7:08 | |
| | | | 9:56 (4) 9:43 | 19:39 (7) 10:12 | 29:51 (9) 10:12 | 40:06 (7) 10:15 | 50:20 (5) 10:14 | 1:00:55 (5) 10:35 | 1:11:42 (4) 10:47 | 1:23:10 (6) 11:28 | 1:34:57 (8) 11:47 | 11:55 | |
| 10 | 625 | REPINA Polina | KAZ | | | | | | | 29 JUN 1990 | 1:51:00 | 11:16 | |
| | | | 10:09 (15) 10:09 | 20:18 (12) 10:22 | 30:40 (13) 10:22 | 41:18 (14) 10:38 | 52:19 (14) 11:01 | 1:03:47 (13) 11:28 | 1:15:25 (11) 11:38 | 1:27:16 (10) 11:51 | 1:39:04 (10) 11:48 | 11:56 | |
| 11 | 1239 | HAVRYLIUK Tamara | UKR | | | | | | | 14 DEC 1995 | 1:51:21 | 11:37 | |
| | | | 9:55 (1) 9:42 | 19:37 (2) 10:05 | 29:42 (5) 10:05 | 40:09 (10) 10:27 | 51:37 (12) 11:28 | 1:03:49 (14) 12:12 | 1:15:59 (12) 12:10 | 1:28:18 (12) 12:19 | 1:40:05 (11) 11:47 | 11:16 | |
| 12 | 1154 | CHANG Chia-Feng | TPE | | | | | | | 15 AUG 1993 | 1:51:31 | 11:47 | ~ |
| | | | 10:00 (14) 10:31 | 20:31 (17) 10:51 | 31:22 (16) 10:51 | 42:32 (15) 11:10 | 53:52 (15) 11:20 | 1:05:22 (15) 11:30 | 1:16:51 (13) 11:29 | 1:28:34 (13) 11:43 | 1:40:17 (12) 11:43 | 11:14 | |
| 13 | 234 | ZHANG Yan | CHN | | | | | | | 3 JAN 1997 | 1:52:06 | 12:22 | ~ |
| | | | 9:57 (8) 9:41 | 19:38 (4) 10:08 | 29:46 (6) 10:08 | 40:01 (5) 10:15 | 50:50 (9) 10:49 | 1:02:37 (12) 11:47 | 1:15:20 (10) 12:43 | 1:28:05 (11) 12:45 | 1:40:22 (13) 12:17 | 11:44 | |
| 14 | 253 | MARINO FONSECA Carolina | COL | | | | | | | 18 AUG 1994 | 1:53:39 | 13:55 | |
| | | | 10:36 (18) 10:57 | 21:33 (18) 10:57 | 32:30 (17) 10:57 | 43:36 (16) 11:06 | 54:52 (16) 11:16 | 1:06:22 (16) 11:30 | 1:18:00 (14) 11:38 | 1:29:47 (14) 11:47 | 1:41:50 (14) 12:03 | 11:49 | |
| 15 | 866 | CAPIOSO Ma. Elizabeth | PHI | | | | | | | 29 MAY 1995 | 2:14:24 | 34:40 | |
| | | | 11:32 (19) 12:52 | 24:24 (19) 13:26 | 37:50 (19) 13:26 | 51:02 (18) 13:12 | 1:04:32 (18) 13:30 | 1:18:12 (18) 13:40 | 1:31:55 (16) 13:43 | 1:46:19 (16) 14:24 | 2:00:31 (15) 14:12 | 13:53 | |



RACE ANALYSIS

賽事分析

| | | | | | |
|---------------------------|---------|--------------------|-----|-----------------|-------------|
| WORLD RECORD | 1:24:38 | Liu Hong | CHN | La Coruña (ESP) | 6 JUN 2015 |
| UNIVERSIADE RECORD | 1:28:18 | KIRDYAPKINA Anisya | RUS | Gwangju (KOR) | 10 JUL 2015 |

| Rk | Bib | Name | NUSF Code | | | | | | Date of Birth | Result | Time Behind | RC |
|----|------------|-----------------------------------|------------|------------|--------------|--------------|--------------|--------------|---------------|--------|-------------|----|
| | | 2km | 4km | 6km | 8km | 10km | 12km | 14km | 16km | 18km | | |
| | | 702 KARAM Sandy | | | | | | LBN | 14 FEB 1996 | DNF | | |
| | 12:24 (20) | 24:53 (20) | 37:14 (18) | 49:48 (17) | 1:02:33 (17) | 1:15:30 (17) | 1:29:00 (15) | 1:43:21 (15) | | | | |
| | | 12:29 | 12:21 | 12:34 | 12:45 | 12:57 | 13:30 | 14:21 | | | | |
| | | 226 MA Yiming | | | | | | CHN | 10 SEP 1997 | DNF | | |
| | 9:57 (8) | 20:24 (16) | | | | | | | | | | |
| | | 10:27 | | | | | | | | | | |
| | | 484 KOVACS Barbara | | | | | | HUN | 26 JUL 1993 | DQ | ~~~ | |
| | 9:57 (8) | 19:51 (9) | 29:47 (7) | 39:44 (4) | 49:52 (3) | 1:00:01 (3) | | | | | | |
| | | 9:54 | 9:56 | 9:57 | 10:08 | 10:09 | | | | | | |
| | | 73 PICKLES Jessica Ashleig | | | | | | AUS | 9 FEB 1994 | DQ | ~~> | |
| | 9:57 (8) | 19:51 (9) | 29:51 (9) | 40:06 (7) | 50:48 (8) | 1:02:02 (10) | | | | | | |
| | | 9:54 | 10:00 | 10:15 | 10:42 | 11:14 | | | | | | |
| | | 1302 PONIKVAR Katja | | | | | | SLO | 29 OCT 1996 | DQ | >>> | |
| | 12:45 (21) | 27:17 (21) | 42:41 (20) | 58:23 (19) | 1:14:25 (19) | | | | | | | |
| | | 14:32 | 15:24 | 15:42 | 16:02 | | | | | | | |
| | | 507 Priyanka | | | | | | IND | 10 MAR 1996 | DQ | >>> | |
| | 9:56 (4) | 20:18 (12) | 31:20 (15) | | | | | | | | | |
| | | 10:22 | 11:02 | | | | | | | | | |

| | | | | |
|----------------|----------------|-------------|--------------------|-----------------|
| Legend: | ~ Lost contact | > Bent knee | DNF Did not Finish | DQ Disqualified |
| RC Red Card | Rk Rank | Rank | | |



MEDALLISTS

獎牌得主

| Medal | NUSF | Name |
|--------|--------------------------------|------------------------------------------------------------------------------------------------|
| GOLD | JPN - Japan | TANAKA Yusuke TADA Shuhei KITAGAWA Sho YAMASHITA Jun |
| SILVER | USA - United States of America | LEWIS III John Lee COLLINS Le Shon Jabre MARTIN Jacarias Terrez BURRELL Cameron Malik |
| BRONZE | TPE - Chinese Taipei | WEI Yi-Ching YANG Chun-Han CHENG Po-Yu CHEN Chia-Hsun |